

AD-A044 588

CIVIL ENGINEERING LAB (NAVY) PORT HUENEME CALIF  
INVESTIGATION OF MATERIALS FOR SHIP-TO-SHORE LOW PRESSURE STEAM--ETC(U)  
JUL 77 T ROE

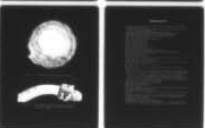
F/G 13/11

UNCLASSIFIED

CEL-TN-1495

NL

| OF |  
ADA  
044588



END  
DATE  
FILMED  
10-77  
DDC

AD A 044588

12

9

# Technical



# Note

TN no. N-1495

**title:** INVESTIGATION OF MATERIALS FOR SHIP-TO-SHORE LOW PRESSURE STEAM HOSES

**author:** Thorndyke Roe, Jr.

**date:** July 1977

**sponsor:** NAVAL FACILITIES ENGINEERING COMMAND

**program nos:** YF53.534.091.01.122

DDC  
RECEIVED  
SEP 27 1977  
RECEIVED  
B

AD No. \_\_\_\_\_  
DDC FILE COPY



## CIVIL ENGINEERING LABORATORY

NAVAL CONSTRUCTION BATTALION CENTER  
Port Hueneme, California 93043

Approved for public release; distribution unlimited.

⑨ Technical note Jul 75 - Jun 76

Unclassified

SECURITY CLASSIFICATION OF THIS PAGE (When Data Entered)

14  
CEL

10

11

18  
12 19 p.

REPORT DOCUMENTATION PAGE		READ INSTRUCTIONS BEFORE COMPLETING FORM
1. REPORT NUMBER TN-1495	2. GOVT ACCESSION NO. DN687037	3. RECIPIENT'S CATALOG NUMBER
4. TITLE (and Subtitle) INVESTIGATION OF MATERIALS FOR SHIP-TO-SHORE LOW PRESSURE STEAM HOSES		5. TYPE OF REPORT & PERIOD COVERED Not final; Jul 1975 - Jun 1976
7. AUTHOR(s) Thorndyke Roe, Jr.		8. CONTRACT OR GRANT NUMBER(s)
9. PERFORMING ORGANIZATION NAME AND ADDRESS CIVIL ENGINEERING LABORATORY Naval Construction Battalion Center Port Hueneme, California 93043		10. PROGRAM ELEMENT PROJECT TASK AREA & WORK UNIT NUMBERS 62760N; YF53.534.091.01.122
11. CONTROLLING OFFICE NAME AND ADDRESS Naval Facilities Engineering Command Alexandria, Virginia 22332		12. REPORT DATE Jul 77
14. MONITORING AGENCY NAME & ADDRESS (if different from Controlling Office) F53534 YF53534091		13. NUMBER OF PAGES 18
		15. SECURITY CLASS (of this report) Unclassified
16. DISTRIBUTION STATEMENT (of this Report)  Approved for public release; distribution unlimited.		15a. DECLASSIFICATION DOWNGRADING SCHEDULE
17. DISTRIBUTION STATEMENT (of the abstract entered in Block 20, if different from Report)		
18. SUPPLEMENTARY NOTES		
19. KEY WORDS (Continue on reverse side if necessary and identify by block number)  Hoses, steam, materials, ship-to-shore.		
20. ABSTRACT (Continue on reverse side if necessary and identify by block number)  Causes of failure of ship-to-shore low pressure rubber-lined steam hoses were investigated. At the present state of the art, the average life for a steam hose is about 6 months to one year. Suggested operating procedures to obtain maximum service life are offered.		

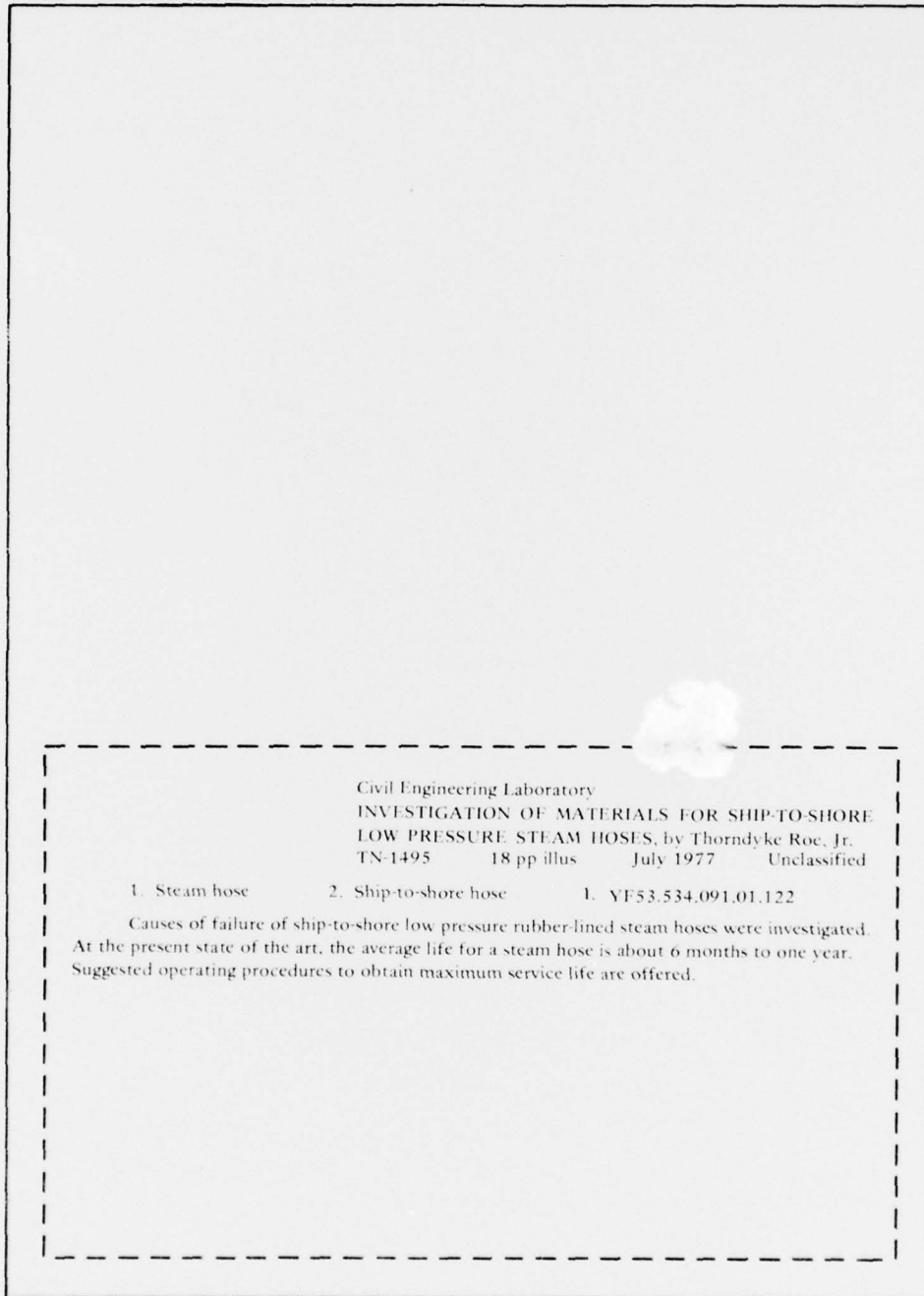
Unclassified

SECURITY CLASSIFICATION OF THIS PAGE (When Data Entered)

391111 B

Unclassified

SECURITY CLASSIFICATION OF THIS PAGE(When Data Entered)



Unclassified

SECURITY CLASSIFICATION OF THIS PAGE(When Data Entered)

CONTENTS

	Page
INTRODUCTION . . . . .	1
FIELD INFORMATION ON STEAM HOSE PERFORMANCE. . . . .	1
Causes for Failure. . . . .	1
Other Comments. . . . .	2
MATERIALS FOR STEAM HOSES. . . . .	3
Information From Hose Manufacturers . . . . .	3
Information Obtained From the Literature and Personal Communications . . . . .	3
Repair. . . . .	4
SUGGESTED OPERATION PROCEDURES TO OBTAIN MAXIMUM SERVICE USE FROM STEAM HOSES . . . . .	4
CONCLUSIONS. . . . .	5
RECOMMENDATIONS. . . . .	6
FUTURE PLANS . . . . .	6
ACKNOWLEDGMENT . . . . .	6
REFERENCES . . . . .	7
APPENDIXES	
A - Slow Pressure Release System for Steam Hoses. . . . .	13
B - Initial Results of Field Evaluation of Specification and Nonspecification Steam Hoses. . . . .	14

ACCESSION NO.	
DATE	
BY	
DISTRIBUTION	
Dist.	
A	

PRECEDING PAGE BLANK-NOT FILMED

## INTRODUCTION

The President, Board of Inspection and Survey (INSURV), Department of the Navy, in a memorandum to the Chief of Naval Material, indicated a problem with the delivery method of shore steam to ships at the Naval Stations at Norfolk, Virginia and Mayport, Florida. The rubber tube (inside wall) of steam hoses deteriorated in service and small particles of rubber passed through strainers and entered the ship's low pressure steam system. Thus, galley and laundry equipment, heating and hot water systems, evaporators, and the main condensate system became contaminated. INSURV also indicated that this problem has existed for many years.

The Naval Facilities Engineering Command (NAVFAC) requested that the Civil Engineering Laboratory (CEL) study this problem with suggested emphasis on:

1. Causes of steam hose failure
2. Determination of the most suitable materials for steam hoses
3. Adequacy of the present procedures used for testing steam hoses
4. Procedures for repairing steam hoses

## FIELD INFORMATION ON STEAM HOSE PERFORMANCE

Various Naval activities were contacted by NAVFAC, or the Civil Engineering Laboratory, either directly or through the RDT&E Liaison Officers at the Engineering Field Divisions, for information on performance of steam hoses. Available service life information obtained is summarized in Table 1; field maintenance and operating problems are summarized in Table 2.

### Causes for Failure

Steam hoses deteriorate for many reasons such as heat aging, chemical attack, abuse, and mechanical damage.

Heat Aging. Heat aging results in either softening or hardening of rubber products used for the tube, cover, and adhesion layers of steam hoses. In the former case, the tube loses strength; in the latter, it cracks. When used for saturated steam service, the tube material

absorbs hot water. When the pressure is released, this water flashes off as steam and causes tears to develop in the tube surface. After several pressurization-depressurization cycles, bits of the tube surface material are torn away, thus producing the "popcorning" effect. Steam can pass through the tube material to form blisters filled with steam or hot air under the cover. Some manufacturers perforate the cover with tiny holes to reduce the possibility of this occurrence.

Chemical Attack. The cover can be attacked by chemicals, especially fuels and oils, and by ozone and oxygen. When the temperature of the cover is increased during operation, the rate of degradation increases.

Abuse. Use plus abuse can greatly shorten the service life of a steam hose. Kinking, twisting, or hanging hose on a peg for storage can cause mechanical damage to it, and the amount of damage caused will increase as the hose components are affected by heat aging. Connecting a hose to a horizontal steam line at the ship causes a sharp (90 degree) bend in the hose and subsequent early failure.

Mechanical Damage. Allowing the hose to lie unprotected on wharf decks where vehicles, especially forklift trucks, can run over it also causes mechanical damage. Abrasion by rubbing on hawsers or on the pier also causes early failure.

#### Other Comments

Sherman [1], Naval Ship Research and Development Center, after reviewing MIL-H-28596, stated that hose which qualified under this specification should give satisfactory service. He gave two possible reasons for early failure:

1. The manufacturer used an inferior rubber compound for the tube of the hose furnished in place of the good compound used for the tube of the hose tested.
2. The manufacturer got a waiver from the Navy on the hose furnished.

The Civil Engineering Laboratory concurs with these opinions. Also, CEL learned that because hose which meets MIL-H-28596 is manufactured on special order (with subsequent long delivery times), field activities have purchased nonspecification hoses which have sometimes given unsatisfactory service.

## MATERIALS FOR STEAM HOSES

### Information From Hose Manufacturers

In reviewing Military Specification MIL-H-28596 it was found that the specification details the wire reinforcement, coupling components, and construction, but for the rest of the hose specifies only that "rubber compounds, either natural or synthetic or combinations thereof, used in the construction of the hose shall be heat-resistant. In addition, the cover shall be resistant both to abrasion and ozone cracking."

In order to obtain information on the availability of, and materials used in the manufacture of steam hoses for use with saturated steam at 200 to 250 psi (14.1-17.6 kg/cm<sup>2</sup>), the Visual Search Microfilm file was reviewed for possible manufacturers. Inquiries were sent to 16 companies. Two basic questions were asked:

1. Does your company manufacture a hose which qualifies under MIL-H-28596?
2. Does your company manufacture a hose which meets the performance requirements of MIL-H-28596 but does not meet the design requirements?

Eight replies were received; only two were affirmative. Acme-Hamilton Manufacturing Corporation, P.O. Box 362-T, Trenton, New Jersey 05603, and Gates Rubber Co., 999 S. Broadway, Denver, Colorado 80217, manufacture hoses which qualify under the military specification. The rubber materials used by these companies to fabricate these hoses are specially compounded and are proprietary.

### Information Obtained From the Literature and Personal Communications

Three other information sources indicate that EPDM (ethylene propylene diene monomer) rubber, also called EPT (ethylene propylene terpolymer) rubber is the most desirable for steam hoses used by industry. Burton [2] states that through the use of EPDM rubber, the highest rated steam hose has a life expectancy of over 1,500 hours with saturated steam at 406°F (208°C) or with superheated steam at 450°F (232°C). Machine Design [3] states that EPDM elastomers perform best in contact with saturated steam up to 250 psi (17.6 kg/cm<sup>2</sup>). In its brochure on Nordel<sup>®</sup>, which is an EPDM rubber, DuPont [4] states that this material, in round-the-clock use has a life of 1 year (more than 8,000 hours) carrying 150 psi (10.6 kg/cm<sup>2</sup>) saturated steam at 360°F (182°C), and three months (more than 2,000 hours) carrying 250 psi (17.6 kg/cm<sup>2</sup>) saturated steam at 407°F (208°C). On the other hand, Loke [5] states that, although it will not meet the physical requirements of the 1,000-hour steam test of MIL-H-28596, steam hose with a chlorobutyl tube would be free of the popcorn effect. None of the above sources mentioned intermittent service which is potentially more damaging than continuous

service. CEL is now evaluating five different hoses in actual service. A preliminary evaluation will be available after in-service use.

EPDM rubber is also suitable for the cover of a steam hose except where contact with oils or fuels is possible; neoprene is suitable in the latter cases.

It must be stated that, although a specific type of rubber is mentioned as being used in the fabrication of a hose, this rubber is compounded (i.e., blended) with vulcanizing agents, accelerators, activators, antioxidants, fillers, pigments, and softeners which affect the mechanical and physical properties of the end product. Research by industry continues for more steam-resistant elastomeric materials. Also, available materials which are not generally used for steam hoses have been investigated for this use, but none was superior to the best rubber hoses available. For example, two lengths of polytetrafluoroethylene (Teflon<sup>®</sup>) hose were evaluated by a hose producer at San Diego; the hose failed because it could not stand the necessary flexing.\*

Thus, it follows that any specification for steam hose must be based on performance rather than on materials. Sherman [1] suggests that tensile strength and ultimate elongation before and after the steam test should be specified. Also, the adhesive strength of various plies - tube to braid, between braids, and braid to cover - should be specified. CEL concurs with these suggestions.

#### Repair

Table 2 gives modes of hose failure and repair techniques used in the field. Rubber hoses are repaired by cutting out the deteriorated section and installing couplings.

Stainless steel-lined and fiberglass braid-lined steam hoses have been used by many Navy activities with some degree of success. The manufacturer of the stainless steel-lined hose states that this hose can not be field-repaired, but it can be factory-repaired [6]. Economic considerations will have to be determined by the user.

#### SUGGESTED OPERATION PROCEDURES TO OBTAIN MAXIMUM SERVICE USE FROM STEAM HOSES

1. Maintain operating pressure and temperature to the minimum required for adequate service.

---

\* The possibility of silicone rubber hose for steam was considered, but according to a manufacturer of silicone rubber hoses for automotive applications, it would not be suitable for this use.

2. Reduce pressure in the hose slowly when terminating service to prevent flashing off of hot water condensed in the pores of the tube, thus greatly lessening the possibility of popcorning. See Appendix A for one suggested system to accomplish this. Long Beach and San Diego Naval Stations report that at termination of service, valves are closed at the ship end of the hose and at the pier. The hose is disconnected from the ship, after which the ship-end valve of the hose is opened slightly to bleed off the steam pressure. Every effort possible should be made to keep the disconnected hose from falling into the water or from hitting the pier.

3. Avoid twisting the hose. Route it so it flexes in a single plane.

4. Use fittings where sharp bends are required. The minimum bending radius (inside) should be not less than ten times the outside diameter of the hose. Where the intake fitting is flush with the side of the ship, a fitting should be available so that the steam hose can be connected in a downward direction. Figure 1 shows a 90-degree hose bend at a horizontal intake where early failure occurred (see Appendix B).

5. Where the hose must be laid across a wharf deck, place planks on both sides of it in areas where heavy vehicles such as forklift trucks must cross over it.

6. Before storing a hose, drain it and wipe off the cover. Hang it on a large radius (see item 4 above) wall bracket or lay it on a flat surface. Store it in a cool, dry place.

7. Use strainers and maintain them properly.

#### CONCLUSIONS

It is concluded that:

1. Rubber steam hose that meets the requirements of MIL-H-28596, with careful use can have a service life of up to 1 year.

2. Use of good "housekeeping" procedures to avoid mechanical damage to the hose and to insure proper storage of hose will increase its service life.

3. Avoidance of sharp bends where the hose is connected to the ship and protection from abrasion will increase hose life.

4. Slow release of steam pressure at termination of service will increase the life of a steam hose.

## RECOMMENDATIONS

1. It is recommended that instructions on procedures and responsibilities for the use and care of steam hoses and strainers be issued by the Naval Sea Systems Command for shipboard personnel and by NAVFAC for public works personnel.

2. When early failures of specification hoses occur, the user (field activity) should notify the supplying agency.

## FUTURE PLANS

Initially, five different types of steam hose were obtained in 25-foot lengths. These are:

1. Hoses which meet MIL-H-28596
2. Glass braid-lined rubber hose (this was found to be identical to the specification hose obtained for this study)
3. Stainless steel-lined 1-1/2-inch rubber hose (EPDM-butyl rubber tube)
4. Stainless steel-lined 2-inch rubber hose (EPDM-butyl rubber tube), 2 each
5. Rubber hose with chlorobutyl rubber tube

Later, two lengths of a new steam hose with, according to the manufacturer, an improved tube material, were furnished to CEL. One of these hoses also was fitted with a stainless steel liner. The manufacturer states that both of these hoses should have equal service lives.

With the cooperation of the Public Works Department, Naval Construction Battalion Center, Port Hueneme, California, these hoses are being evaluated under actual service conditions in supplying steam to the USS NORTON SOUND. Appendix B contains initial results of the field evaluation of the steam hoses being tested. Results are expected by the end of 1977.

## ACKNOWLEDGMENT

The author wishes to thank Mr. Robert S. Chapler, Mechanical Systems Division, CEL, for his design of a low pressure release system for steam hoses.

#### REFERENCES

1. Personal communications between Marshall Sherman, Rubber Laboratory, Naval Ship Research and Development Center, and Thorndyke Roe, Jr., CEL, on 22 Jul 1975.
2. F. L. Burton. "Working with Steam Hose," Plant Engineering, vol 26, no. 22, 2 Nov 1972, pp 75-77.
3. "Elastomers," Machine Design, vol 43, no. 4, 11 Feb 1971, p. 166.
4. DuPont de Nemours, Inc. An engineering profile: Nordel, hydrocarbon rubber, Wilmington, Del., Jul 1971, p 5.
5. Personal communication from Mr. G. M. Loke, Product Manager, Industrial Hose, American Biltrite, Inc., Cambridge, Mass., 10 Mar 1976.
6. Telephone conversation between Mr. John Conroy, Goodall Rubber Co., Monterey Park, Calif., and Thorndyke Roe, Jr., CEL, on 23 Feb 1976.




Figure 1. Sharp 90-degree bends in steam hoses at ship's intake.

Table 1. Field Service Life of Steam Hoses

(Based on 25-ft-length, 2-in.-diam, uncoupled hose.)

Tube Material	Cover Material	Service Life	1977 Cost (\$)	Weight (lb)	Location
Chlorobutyl	—	71 days OK <sup>a</sup> 48 days OK <sup>a</sup> 1 day leaked <sup>d</sup>	158 <sup>b</sup>	40.2 <sup>b</sup>	Norfolk, Va.
Chlorobutyl	Neoprene	3–6 months	—	—	North Island, Calif.
EPDM <sup>c</sup>	Butyl	8–10 months	317	45.0	Pensacola, Fla.
EPDM	EPDM	3 months	—	—	Mayport, Fla.
Stainless Steel, EPDM	EPDM	2 weeks – 6 months	294	65.0	Portsmouth, N.H.
Stainless Steel, EPDM	EPDM	4 months	294	65.0	Concord, Calif.
Stainless Steel, EPDM	EPDM	4–6 months	294	65.0	Norfolk, Va.
Stainless Steel, EPDM	EPDM	6 months	294	65.0	Long Beach, Calif.
Stainless Steel, EPDM	EPDM	>6 months	294	65.0	Subic Bay, P.I.
Stainless Steel, EPDM	EPDM	>1 year	294	65.0	Mayport, Fla.
Rubber <sup>d</sup> (Proprietary)	Rubber <sup>d</sup> (Proprietary)	6 months	183	43.8	Port Hueneme, Calif.
Rubber <sup>d</sup>	Rubber <sup>d</sup>	3 months	187 <sup>f</sup>	43.8	Pearl Harbor, Hawaii
Rubber <sup>d</sup>	Rubber <sup>d</sup>	<6 months	187 <sup>f</sup>	43.8	Subic Bay, P.I.
Rubber <sup>d</sup>	Rubber <sup>d</sup>	6 months	187 <sup>f</sup>	43.8	Norfolk, Va.
Rubber <sup>d</sup>	Rubber <sup>d</sup>	12–14 months	187 <sup>f</sup>	43.8	Yokosuka, Japan
Metal <sup>e</sup>	Metal <sup>e</sup>	6 months	203 <sup>f</sup>	67.5	Philadelphia, Pa.
Metal <sup>e</sup>	Metal <sup>e</sup>	1–2 years	203 <sup>f</sup>	67.5	Charleston, S.C.

<sup>a</sup> One hose, three deployments.

<sup>b</sup> Assumed to be Gates 205MB.

<sup>c</sup> Ethylene propylene diene monomer.

<sup>d</sup> Meets MIL-H-28596A, nominally in 50 ft lengths.

<sup>e</sup> Meets MIL-H-18160B, in lengths not less than 25 ft unless otherwise stated (similar to shipboard stock item).

<sup>f</sup> Twenty-five-foot length, with couplings.

Table 2. Field Maintenance and Operating Problems with Steam Hoses

Facility	Field Repair Techniques Used	How Are Strainers Maintained?	Are There Rubber Contamination Problems From Hoses Purchased Under MIL-H-28596?	What Were The Causes of Failure For All Hoses?
Public Works Center, Subic Bay	Replacement of damaged fittings with usable fittings from old or discarded steam hoses.	Not maintained. New strainers installed upon request from the ships force.	No hose purchased under MIL-H-28596. Have used MIL-H-19030 (superseded by MIL-H-28596).	Rough usage or weathering. No failures in stainless steel-lined hose.
Ship Repair Facility, Yokosuka	No field repair. Hoses brought into shop for repair.	Cleaned and inspected after each use. If inside mesh is found damaged, it is replaced.	No hose purchased under MIL-H-28596. Have used MIL-H-19030 (superseded by MIL-H-28596).	Internal fiberglass lining fails, comes loose from outer jacket.
Puget Sound Naval Shipyard	None. Defective or deteriorated hose is replaced.	Serviced when a system parameter demonstrates need.	Strainers used are believed to be effective in preventing carry over of rubber particles into ships' steam systems.	Hoses vary widely in performance. Fiberglass braid reinforced hose seems to deteriorate very quickly in service.
Supervisor of Shipbuilding, Conversion and Repair, Bath, Maine	Hose purchased in 100-ft lengths. Damaged portions cut out, couplings installed. If large percentage of length has deteriorated, hose is replaced.	Cleaned with compressed air.	No hose purchased under MIL-H-28596.	No single agent or action has been determined as the main cause of failure. Preservative in steam, intermittent use in a hostile environment, condensate freezing in hoses, heavy vehicles running over are causes.
Public Works Center, Naval Air Station, Pensacola	When practical, hoses are cut and fittings reinstalled.	Strainers are located on board ships and are maintained by shipboard personnel.	No.	Sunlight, moisture, and salt air exposure, and dragging the hoses over concrete docks are the primary causes of failure.
Naval Weapons Station, Earle, N.J.	Hoses about 2 years old. No occasion to make repairs.	Two strainers on Muse steam trailer. Serviced during boiler preservative maintenance.	No hose purchased under MIL-H-28596. Purchased hose from Goodyear Rubber Products.	Prior to purchase in 1974, had problems with outer jacket blistering. No problems so far with Goodyear hose.
Norfolk Naval Shipyard	None, other than installing gaskets as needed.	Inspected periodically and replaced as necessary.	No.	No specific cause has been determined. Most common failure is the development of pinhole leaks.
Naval Weapons Station, Charleston	Replacement of connectors.	No strainers used.	None to date.	No problems experienced with steel reinforced hoses to date.

continued

Table 2. Continued

Facility	Field Repair Techniques Used	How Are Strainers Maintained?	Are There Rubber Contamination Problems From Hoses Purchased Under MIL-H-28596?	What Were The Causes of Failure For All Hoses?
Pearl Harbor Naval Shipyard	None. Hoses replaced.	No strainers used.	Hose purchased under MIL-H-19030 (superseded by MIL-H-28596). No contamination problems.	No failures experienced.
Mare Island Naval Shipyard	None. Hoses are replaced.	Installed when required with no specific maintenance program for short durations. Inspected and cleaned or replaced prior to reinstallation.	No.	Weathering is primary cause. There is no record of failure of steel hoses (MIL-H-18160).
Naval Weapons Station, Concord	None. Hoses are purchased in short lengths so that when damaged they can be discarded.	Cleaned with a wire brush after each ship leaves.	No hoses purchased under MIL-H-28596. Purchased hoses are steel lined.	Physical abuse such as being run over by forklift trucks, or bending sharply.
Long Beach Naval Shipyard	None.	Cleaned after each use.	Yes. Now steel-lined hoses are used.	Normal wear of rubber cover.
Charleston Naval Shipyard	Shortening hoses which have been cut or are leaking.	Inspected and cleaned prior to each use, if necessary.	None since strainers have been used.	Age and weathering. (Inspection and hydro testing prior to each use detected weak or worn hoses).
Headquarters, Naval District, Washington, D.C.	Connectors are replaced.	Inspected and maintained on a monthly basis.	Yes. Because of this, hose is no longer purchased under MIL-H-28596.	Coiling, connecting, disconnecting, and structural damage from vehicular traffic, forklift trucks, and crane damage.
Naval Station, Mayport, Fla.	Ruptured sections cut out and couplings installed on severed ends.	Maintained by ships' personnel.	No hoses purchased under MIL-H-28596.	Rubber hoses fail because of deterioration and flaking of the rubber lining and because of ruptures. Failures of steel-lined hoses are mostly ruptures.
NCBC, Port Hueneme	Rarely made. If break does occur, hose would be cut and spliced with new fittings.	If strainers aboard ship, maintained by ships' personnel. If not aboard ship, maintained by station personnel on a weekly schedule.	One shipment of B.F. Goodrich hose created some minor flaking problems.	One steel-lined hose has had no failure to date. Rubber-lined hoses have general blistering.

continued

Table 2. Continued

Facility	Field Repair Techniques Used	How Are Strainers Measured?	Are There Rubber Contamination Problems From Hoses Purchased Under MIL-H-28596?	What Were The Causes of Failure For All Hoses?
Portsmouth Naval Shipyard	None.	No strainers used.	No hose purchased under MIL-H-28596.	Use steel-lined hose. Hose can get pinched.

Appendix A

SLOW PRESSURE RELEASE SYSTEM FOR STEAM HOSES

By Robert S. Chapler  
Mechanical Engineer  
Mechanical Systems Division  
Civil Engineering Laboratory

A procedure to prevent rapid pressure release in steam hose consists of: (1) closing both the ship's stop valve and the flexible hose terminating stop valve, (2) disconnecting union at ship's line between valves, (3) closing dockside stop valve, and (4) allowing hose to cool slowly, with the vacuum check valve preventing pressure inside the hose from dropping below atmospheric. The hose and valve system is shown schematically in Figure A-1.

The rate of decrease in internal pressure will depend upon the heat loss from the hose section, but it should take less than 5 minutes to reach one atmosphere. If pressure decrease appears to be too rapid one could crack the dockside steam valve and bleed the steam into the hose to slow the rate of pressure decrease.

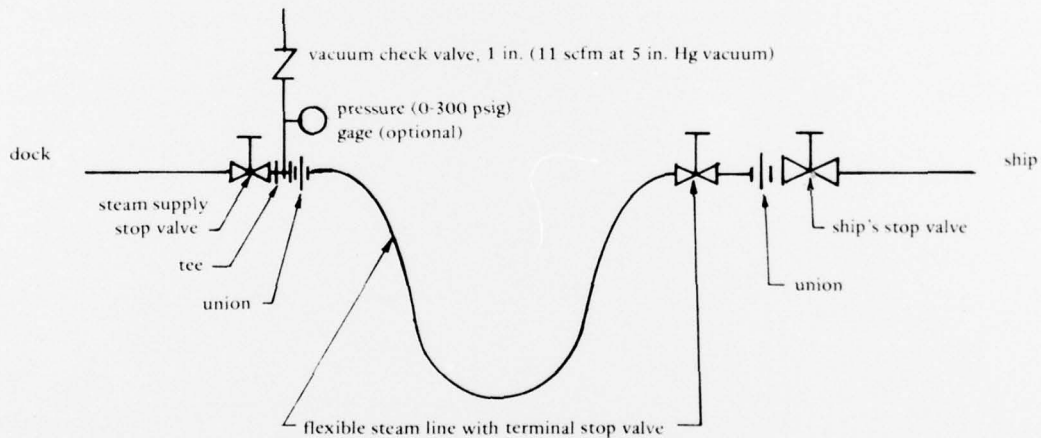


Figure A-1. Steam hose and valve system.

## Appendix B

### INITIAL RESULTS OF FIELD EVALUATION OF SPECIFICATION AND NONSPECIFICATION STEAM HOSES

In August 1976, six steam hoses were placed in service to supply the USS NORTON SOUND at Port Hueneme, California. These hoses are:

1. Hose which meets MIL-H-28596
2. Glass braid-lined rubber hose (found to be identical to the specification hose obtained for this study)
3. Stainless steel-lined 1-1/2-inch rubber hose (EPDM-butyl rubber tube)
4. Stainless steel-lined 2-inch rubber hose (EPDM-butyl rubber tube), 2 each
5. Rubber hose with chlorobutyl tube

These hoses were removed from service temporarily in January 1977 when the USS Norton Sound was undergoing refitting at Long Beach. One of the glass braid-lined rubber hoses had sustained abrasion damage on one end after 112 days of intermittent service. When the damaged section was cut off so that the fitting could be reinstalled, it was found that the glass braid liner had deteriorated; thus, the hose had to be discarded (Figure B-1). One 2-inch stainless steel-lined rubber hose had sustained cover damage after 140 days of intermittent service. This occurred where the hose made a sharp 90-degree bend adjacent to the ship's inlet line (Figure B-2). Because this hose cannot be field-repaired, it was removed from service.

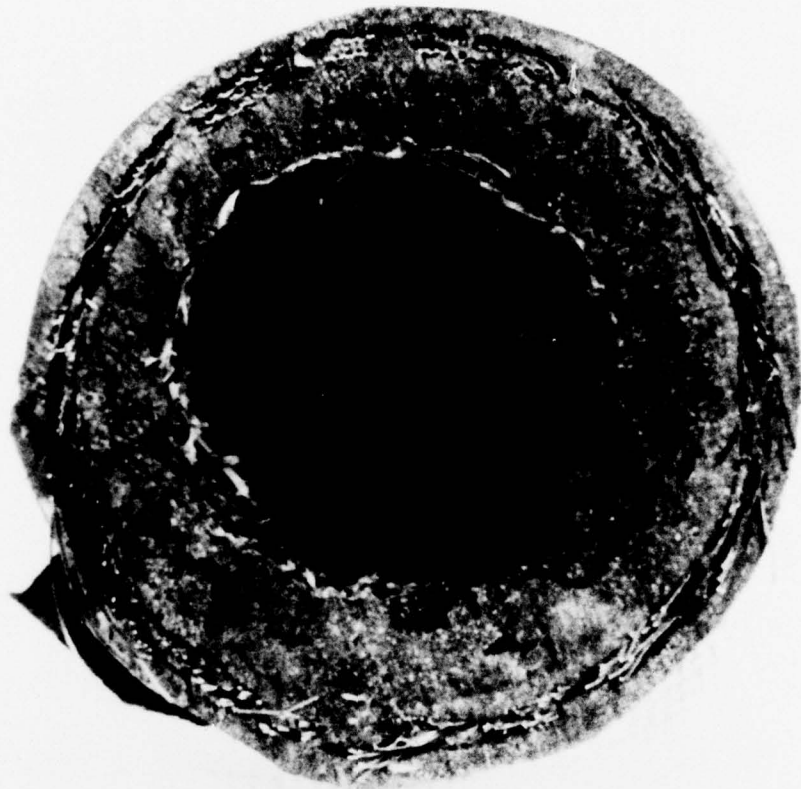


Figure B-1. Deteriorated glass braid-lined steam hose.



Figure B-2. Cover damage on 2-inch stainless steel-lined rubber hose caused by sharp 90-degree bend at ship's intake.

## DISTRIBUTION LIST

AFB CESCH, Wright-Patterson; HQ Tactical Air Cmd (R. E. Fisher), Langley AFB VA; SAMS0/MNNE, Norton AFB CA; Stinfo Library, Offutt NE  
ARMY BMDSC-RE (H. McClellan) Huntsville AL; DAEN-CWE-M (LT C D Binning), Washington DC; DAEN-FEU, Washington DC; Tech. Ref. Div., Fort Huachuca, AZ  
ARMY BALLISTIC RSCH LABS AMXBR-XA-LB, Aberdeen Proving Ground MD  
ARMY CORPS OF ENGINEERS MRD-Eng. Div., Omaha NE; Seattle Dist. Library, Seattle WA  
ARMY ENVIRON. HYGIENE AGCY Water Qual Div (Doner), Aberdeen Proving Ground, MD  
ASST SECRETARY OF THE NAVY Spec. Assist Energy (P. Waterman), Washington DC  
BUMED Code 41-1 (CDR Nichols) Wash, DC  
BUREAU OF RECLAMATION Code 1512 (C. Selander) Denver CO  
MCB ENS S.D. Keisling, Quantico VA  
CINCPAC Chief 4006/01, Pearl Harbor HI  
CNM NMAI 08T246 (Dieterle) Wash, DC  
CNO Code NOP-964, Washington DC  
COMFLEACT, OKINAWA PWO, Kadena, Okinawa  
COMNAVSMARIANAS Code N4, Guam  
DEFENSE DOCUMENTATION CTR Alexandria, VA  
DINSRDC Code 4111 (R. Gierich), Bethesda MD; Code 42, Bethesda MD  
ENERGY R&D ADMIN, Dr. Cohen; Dr. Vanderryn, Washington DC; FCM (W E Utt) Washington DC  
FLICOMBATTRACENLANT PWO, Virginia Bch VA  
FMELANT CEC Offr, Norfolk VA  
KWAJALEIN MISRAN BMDSC-RKI-C  
MARINE CORPS BASE Code 43-260, Camp Lejeune NC; M & R Division, Camp Lejeune NC; Maint. Office, Camp Pendleton CA; PWO, Camp S. D. Butler, Kawasaki Japan  
MARINE CORPS HQS Code LFF-2, Washington DC  
MCAS Code PWE, Kaneohe Bay HI; Code S4, Quantico VA; PWD, Dir. Maint. Control Div., Iwakuni Japan; PWO Kaneohe Bay HI; PWO, Yuma AZ  
MCDEC AROICC Ches Div., NAVFAC Contracts, Quantico VA  
MCRD PWO, San Diego Ca  
NAD Code 011B-1, Hawthorne NV; Engr. Dir. Hawthorne, NV; PWD Nat./Resr. Mgr Forester, McAlester OK  
NAF PWO Sigonella Sicily  
NAS Asst C/S CE Corpus Christi, TX; CO, Guantanamo Bay Cuba; Code 114, Alameda CA; Code 183 (Fac. Plan BR MGR); Code 187, Jacksonville FL; Code 18700, Brunswick ME; Code 18U (ENS P.J. Hickey), Corpus Christi TX; Code 6234 (G. Trask), Point Mugu CA; Code 70, Atlanta, Marietta GA; Dir. Util. Div., Bermuda; PWC Code 40 (C. Kolton) Pensacola, FL; PWD (M.B. Trewitt), Dallas TX; PWD Maint. Div., New Orleans, Belle Chasse LA; PWD, Maintenance Control Dir., Bermuda; PWD, Willow Grove PA; PWO Belle Chasse, LA; PWO Chase Field Beeville, TX; PWO Key West FL; PWO Whiting Eld, Milton FL; PWO, Kingsville TX; PWO, Millington TN; PWO, Miramar, San Diego CA; PWO., Moffett Field CA; R. Kline Lakehurst, NJ; ROICC Off (J. Sheppard), Point Mugu CA; SCE Lant Fleet Norfolk, VA; SCE, Barbers Point HI  
NATI RESEARCH COUNCIL, Naval Studies Board, Washington DC  
NATNAVMEDCEN PWO Bethesda, MD  
NATPARACHUTETE STRAN PW Engr, El Centro CA  
NAVACT PWO, London UK  
NAVAL FACILITY PWO, Barbados; PWO, Brawdy Wales UK; PWO, Cape Hatteras, Buxton NC; PWO, Centerville Bch, Ferndale CA; PWO, Guam; PWO, Lewes DE  
NAVAVIONICFAC PWD Deputy Dir, D701, Indianapolis, IN  
NAVCOASTSYS LAB Code 423 (D. Good), Panama City FL; Code 710.5 (J. Quirk) Panama City, FL; Library Panama City, FL  
NAVCOMMAREAMSTRSTA Code W-602, Honolulu, Wahiawa HI; PWO, Wahiawa HI; SCE Unit 1 Naples Italy  
NAVCOMMSTA CO (61E); CO, San Miguel, R.P.; Code 401 Nea Makri, Greece; PWO, Adak AK; PWO, Fort Amador Canal Zone; PWO, Norfolk VA  
NAVCOMMUNIT Cutler/E. Machias ME (PW Gen. For.)  
NAVCONSTRACEN CO (CDR C.L. Neugent), Port Hueneme, CA  
NAVFACENGCOCOM Code 043 Alexandria, VA; Code 0454B Alexandria, VA; Code 044 Alexandria, VA; Code 0451 Alexandria, VA; Code 04B3 Alexandria, VA; Code 04B5 Alexandria, VA; Code 101 Alexandria, VA; Code 1023

(M. Carr) Alexandria, VA; Code 104 Alexandria, VA; Code 2014 (Mr. Taam), Pearl Harbor HI; LANTDIV (J.L. Dettbarn) Alexandria, VA

NAVFACENGCOM - CHES DIV. Code 101 Wash, DC; Code 402 (R. Morony) Wash, DC; Code 403 (H. DeVoe) Wash, DC; Code 405 Wash, DC; Code FPO-ISP (Dr. Lewis) Wash, DC; Code FPO-IP12 (Mr. Scola), Washington DC

NAVFACENGCOM - LANT DIV. RDT&E/O 09P2, Norfolk VA

NAVFACENGCOM - NORTH DIV. (Boretsky); Code 1028, RDT&E/O, Philadelphia PA; Code 114 (A. Rhoads); Design Div. (R. Masino), Philadelphia PA

NAVFACENGCOM - PAC DIV. Code 402, RDT&E, Pearl Harbor HI; Commander, Pearl Harbor, HI

NAVFACENGCOM - SOUTH DIV. Code 90, RDT&E/O, Charleston SC; Dir., New Orleans LA

NAVFACENGCOM - WEST DIV. 102; 112; AROICC, Contracts, Twentynine Palms CA; AROICC, Point Mugu CA; Code 04B; Code 2011; O9P/20

NAVFACENGCOM CONTRACT Dir. Eng. Div., Exmouth, Australia; Eng Div dir, Southwest Pac, Manila, PI; OICC/ROICC, Balboa Canal Zone; ROICC LANT DIV., Norfolk VA; ROICC, Pacific, San Bruno CA; TRIDENT (CDR J.R. Jacobsen), Bremerton WA 98310

NAVHOSP LT R. Elsbernd, Puerto Rico

NAVNUPWURU MUSE DET OIC, Port Hueneme CA

NAVOCEANSYSYSCEN Code 6565 (Tech. Lib.), San Diego CA; Code 6700, San Diego, CA; Code 7511 (PWO) San Diego, CA; SCE (Code 6600), San Diego CA

NAVORDSTA PWO, Louisville KY

NAVPETOFF Code 30, Alexandria VA

NAVPHIBASE CO, ACB 2 Norfolk, VA

NAVRADRECFAC PWO, Kami Seva Japan

NAVREGMEDCEN PWO Newport RI; PWO Portsmouth, VA; SCE (LCDR B. E. Thurston), San Diego CA; SCE, Guam

NAVSCOLCECOFF C35 Port Hueneme, CA; CO, Code C44A Port Hueneme, CA

NAVSECGRUACT PWO, Edzell Scotland; PWO, Puerto Rico; PWO, Torri Sta, Okinawa

NAVSHIPYDCO Marine Barracks, Norfolk, Portsmouth VA; Code 202.4, Long Beach CA; Code 202.5 (Library) Puget Sound, Bremerton WA; Code 400, Puget Sound; Code 410, Mare Is., Vallejo CA; Code 440 Portsmouth NH; Code 440, Norfolk, Code 450, Charleston SC; Code 453 (H. Clements), Vallejo CA; Code 453 (Util. Supr), Vallejo CA; L.D. Vivian; Library, Portsmouth NH; PWD (Code 400), Philadelphia PA; PWD (LT N.B. Hall), Long Beach CA; PWO, Mare Is.; PWO, Puget Sound; SCE, Pearl Harbor HI

NAVSTA CO Naval Station, Mayport FL; CO Roosevelt Roads P.R.; Engr. Dir., Rota Spain; Maint. Cont. Div., Guantanamo Bay Cuba; Maint. Div. Dir/Code 531, Rodman Canal Zone; PWO Midway Island; PWO, Keflavik Iceland; PWO, Puerto Rico; ROICC, Rota Spain; SCE, San Diego CA; SCE, Subic Bay, R.P.; Utilities Engr Off. (LJIG A.S. Ritchie), Rota Spain

NAVSUBASE SCE, Pearl Harbor HI

NAVSUPACT CO, Brooklyn NY; CO, Seattle WA; Code 4, 12 Marine Corps Dist, Treasure Is., San Francisco CA; Plan/Engr Div., Naples Italy

NAVSUREFWPNCEN PWO, White Oak, Silver Spring, MD

NAVWPNCEN PWO (Code 26), China Lake CA; ROICC (Code 702), China Lake CA

NAVWPNSTA Code 092A (C. Fredericks) Seal Beach CA; ENS G.A. Lowry, Fallbrook CA; Maint. Control Dir., Yorktown VA; PWO Yorktown, VA

NAVWPNSUPPCEN Code 09 (Boennighausen) Crane IN

NAVEDTRAPRODEVCCEN Tech. Library

NAVFACENGCOM - LANT DIV. Eur. BR Deputy Dir, Naples Italy

NAVSUBASE ENS S. Dove, Groton, CT; LUIG D.W. Peck, Groton, CT

WPNSTA EARLE Code 092, Colts Neck NJ

NCBC CEL (CAPT N. W. Petersen), Port Hueneme, CA; CEL AOIC Port Hueneme CA; Code 10 Davisville, RI; Code 400, Gulfport MS; PW Engr, Gulfport MS; PWO (Code 80) Port Hueneme, CA; PWO, Davisville RI

NCBU 411 OIC, Norfolk VA

NCR 20 Code R31; 20, Commander

NMCB 5, Operations Dept., Forty, CO; THREE, Operations Off.

NROTCU Univ Colorado (L.T.D.R Burns), Boulder CO

NTC Commander Orlando, FL; SCE Great Lakes, IL

NUSC Code EA123 (R.S. Munn), New London CT; Code TA131 New London, CT

OCEANSYSLANT LT A.R. Giancola, Norfolk VA

OFFICE SECRETARY OF DEFENSE OASD (I&L) Pentagon (T. Casberg), Washington DC

NORDA Code 440 (Ocean Rsch, off) Bay St. Louis, MS

PMIC Pat. Counsel, Point Mugu CA  
PWC ENS J.E. Surash, Pearl Harbor HI; ACE Office (LTJG St. Germain) Norfolk VA; Code 116 (LTJG. A. Eckhart)  
Great Lakes, II.; Code 120, Oakland CA; Code 200, Great Lakes II.; Code 200, Oakland CA; Code 220 Oakland,  
CA; Code 505A (H. Wheeler); OIC CBU-405, San Diego CA; XO Oakland, CA  
SPCC PWO (Code 120) Mechanicsburg PA  
USCG (G-FCV/61) (Burkhart) Washington, DC  
USCG ACADEMY LT N. Stramandi, New London CT  
USNA Ch. Mech. Engr. Dept Annapolis MD; PWD Engr. Div. (C. Bradford) Annapolis MD  
CORNELL UNIVERSITY Ithaca NY (Serials Dept, Engr Lib.)  
DAMES & MOORE LIBRARY LOS ANGELES, CA  
ILLINOIS STATE GEO. SURVEY Urbana IL  
LEHIGH UNIVERSITY Bethlehem PA (Linderman Lib. No. 30, Flecksteiner)  
LIBRARY OF CONGRESS WASHINGTON, DC (SCIENCES & TECH DIV)  
MASSACHUSETTS INST. OF TECHNOLOGY Cambridge MA (Rm 10-500, Tech. Reports, Engr. Lib.); Cambridge  
MA (Rm 14 E210, Tech. Report Lib.)  
NY CITY COMMUNITY COLLEGE BROOKLYN, NY (LIBRARY)  
PURDUE UNIVERSITY Lafayette, IN (CE Engr. Lib)  
CONNECTICUT Hartford CT (Dept of Plan. & Energy Policy)  
U.S. MERCHANT MARINE ACADEMY KINGS POINT, NY (REPRINT CUSTODIAN)  
UNIVERSITY OF CALIFORNIA BERKELEY, CA (OFF. BUS. AND FINANCE, SAUNDERS); Berkeley CA (E.  
Pearson)  
UNIVERSITY OF DELAWARE Newark, DE (Dept of Civil Engineering, Chesson)  
UNIVERSITY OF ILLINOIS URBANA, IL (LIBRARY)  
UNIVERSITY OF MASSACHUSETTS (Heronemus), Amherst MA CE Dept  
UNIVERSITY OF TEXAS Inst. Marine Sci (Library), Port Aransas TX  
UNIVERSITY OF WISCONSIN Milwaukee WI (Ctr of Great Lakes Studies)  
URS RESEARCH CO, LIBRARY SAN MATEO, CA  
US DEPT OF COMMERCE NOAA, Pacific Marine Center, Seattle WA  
BECHTEL CORP. SAN FRANCISCO, CA (PHELPS)  
DURLACH, O'NEAL, JENKINS & ASSOC. Columbia SC  
FORD, BACON & DAVIS, INC. New York (Library)  
GLIDDEN CO. STRONGSVILLE, OH (RSCH LIB)  
MCDONNELL AIRCRAFT CO. Dept 501 (R.H. Fayman), St Louis MO  
OCEAN DATA SYSTEMS, INC. SAN DIEGO, CA (SNODGRASS)  
RAYMOND INTERNATIONAL INC. CHERRY HILL, NJ (SOIL TECH DEPT)  
SHELL DEVELOPMENT CO. HOUSTON, TX (TELES)  
WISS, JANNEY, ELSTNER, & ASSOC Northbrook, IL (J. Hanson)  
WOODWARD-CLYDE CONSULTANTS PLYMOUTH MEETING PA (CROSS, III)  
BRYANT ROSE Johnson Div. UOP, Glendora CA  
R.F. BESIER Old Saybrook CT  
T.W. MERMEL Washington DC