

AD-A047 156

TEXAS A AND M UNIV COLLEGE STATION DEPT OF CHEMISTRY
METAL TEMPLATE SYNTHESSES OF PORPHIN AND TETRAAZAANNULENES. (U)
NOV 77 P V ROLING, M TSUTSUI

F/G 7/3

N00014-75-C-0417

UNCLASSIFIED

TR-20

NL

| OF |
AD
A047 156



END
DATE
FILMED
1 - 78
DDC

AD A 047156

12
B.S.

OFFICE OF NAVAL RESEARCH
Contract ¹⁵ ~~NO 014-75-C-0417~~
Task No. NR 053-559

Technical Report No. 20

⁶ Metal Template Syntheses of Porphin and Tetraazaannulenes.

by

⁹ Interim rept.,

¹⁰ Paul V. Roring ~~and~~ Minoru Tsutsui

Prepared for Publication

in the

Journal of Coordination Chemistry

Texas A&M University
Department of Chemistry
College Station, Texas 77843

¹¹ 18 Nov ~~1977~~ 1977

DDC
RECEIVED
DEC 5 1977
R. F.

¹² 8p.

¹⁴ TR-20

Reproduction in whole or in part is permitted for any purpose of the United States Government

Approved for Public Release; Distribution Unlimited.

AD No. _____
DDC FILE COPY

1473
407 997

1B

1

Metal Template Syntheses of Porphin and Tetraazaannulenes

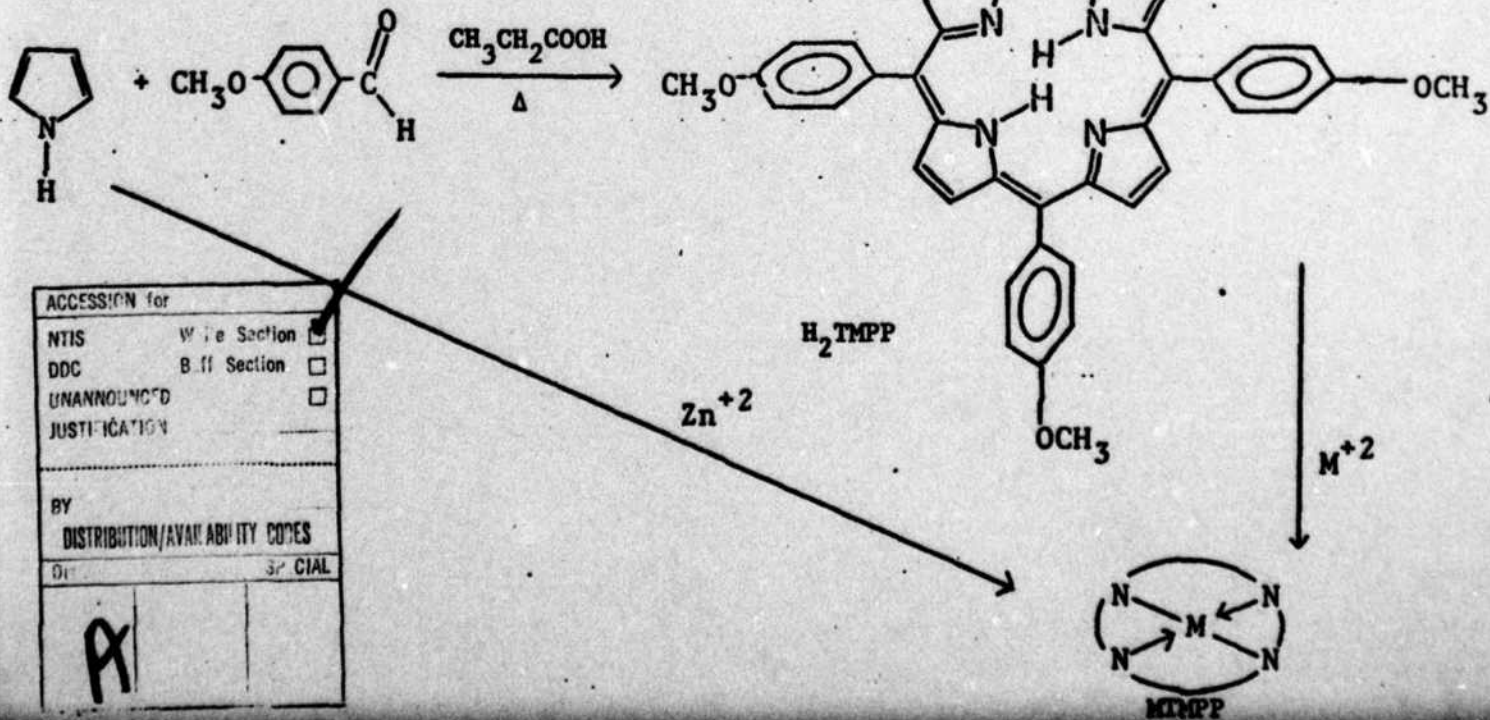
Paul V. Roling and Minoru Tsutsui*

Department of Chemistry, Texas A&M
University, College Station, Texas 77843

↙

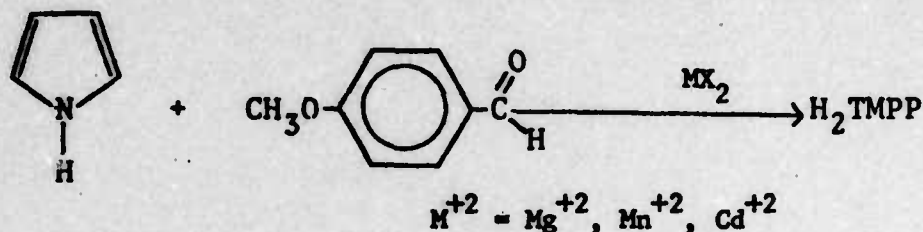
Metallophthalocyanines, metalloporphins, and metallotetraazaannulenes are important as biological models for oxygen complexation, as potential fuel cell catalysts and as tumor localizers to name a few uses. However, their synthesis in high yields is still an area of continuing research.

Many metallophthalocyanines can be formed by tetramerization of phthalonitrile with metal or metal salt. Numerous metals and metal salts can be used.¹ The metalloporphins, on the other hand, are synthesized from the porphin and a metal salt.² Only a few reports exist of the synthesis of a metalloporphin directly from a pyrrole, an aldehyde, and a metal salt.³ These reports utilize zinc salts as catalysts, but made no mention of other metal salts as possible catalysts or templates. Prompted by these



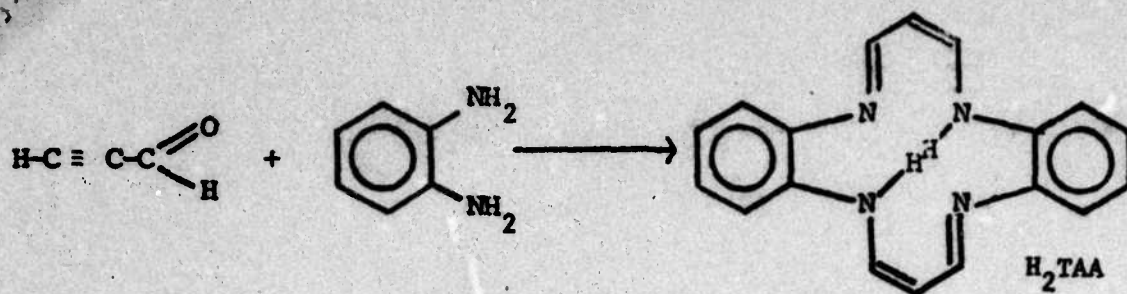
ACCESSION for	
NTIS	Write Section <input checked="" type="checkbox"/>
DDC	B. ff Section <input type="checkbox"/>
UNANNOUNCED	<input type="checkbox"/>
JUSTIFICATION	
BY	
DISTRIBUTION/AVAILABILITY CODES	
DI	SPECIAL
A	

reports we attempted to use other metal salts to template the reaction of pyrrole and p-anisaldehyde to give the metal tetra(p-methoxyphenyl)porphin (MTMPP). The method of Adler et al.⁵ was used with the addition of a metal salt to the reaction. The results are listed in Table 1. As can be seen d^0 , d^5 ,

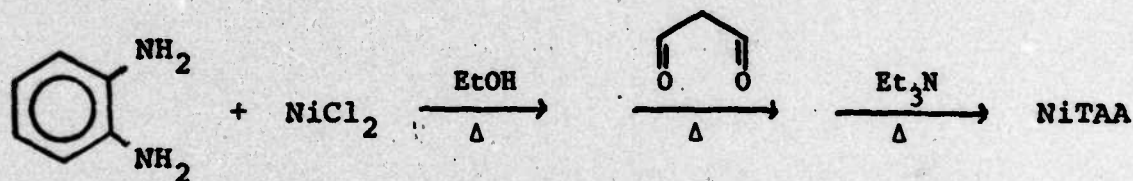


and d^{10} metal ions, except Fe^{+3} , gave porphins whereas, d^7 , d^8 , and d^9 metals gave only black powders. On isolation of the porphins only zinc was found to be incorporated into the porphin, while magnesium, manganese, and cadmium were not incorporated. (These metal ions are not commonly incorporated in an acidic medium.²) This leaves open the question of whether templation occurred or not for the d^0 , d^5 , and d^{10} ions. Two possibilities can be conceived: (1) templation by the metal followed by metal ion removal from the porphin or (2) no participation by the metal at all. Since no increase in yields occurred, possibility (2) in our opinion seems favored. Chromatography of the black powders showed no free porphin or metalloporphin to be present. In two instances, Cu^{+2} and Ni^{+2} , the black powders were decomposed to give a very small yield of metalloporphin, thus indicating that some porphin may be present but in a complexed form. This means that the d^7 - d^9 metals have catalyzed a side reaction, which normally without the metal is small to nonexistent.

Metallotetraazaannulenes (MTAA) are formed by the reaction of propargyl aldehyde and o-phenylenediamines, with or without a metal salt.⁶ The health hazard of propargyl alcohol,⁷ from which the aldehyde is made, and the instability of the aldehyde,⁸ made us look for another route to the MTAA's.



Templation by cobalt and copper salts of *o*-phenylenediamine and bromomalondialdehyde to give dibromo MTAA's,⁹ prompted us to explore reactions of malondialdehyde in place of the bromo compound. On reacting the *o*-phenylenediamine nickel complex with malondialdehyde and subsequent treatment with triethylamine, NiTAA was obtained. The yield was about half that of the above method.⁶ A similar experiment, but without triethylamine, failed to give any NiTAA, as previously reported.¹⁰



The use of cobalt, copper, and zinc chlorides gave no detectable MTAA. Since the nickel cannot presently be removed, the reaction is limited in use.

Experimental

Visible spectra were recorded on a Beckmann 24 Spectrophotometer. The alumina used was Fisher's Alumina-Absorption and had an activity of about 2.

meso-Tetra(p-methoxyphenyl)porphin (H_2 TMPP). A typical example is given: Pyrrole (1.4 ml, 20 mmol), 2.4 ml (20 mmol) of *p*-anisaldehyde, 4.3 g (22 mmol) of manganese chloride tetrahydrate, 5.0 g (51 mmol) of potassium acetate (this is not used when the metal acetate was available), and 100 ml of propanoic acid were refluxed for 30 min. The reaction mixture was then cooled to room temperature, filtered, and the purple crystals washed with 300 ml of methanol.

The crystals were air dried to give 0.55 g (14%) of *meso*-tetra(*p*-methoxyphenyl)-porphin. The visible spectrum was identical with that of authentic H₂TMPP and not that of MnTMPP.

Other results are listed in Table 1.

Copper *meso*-tetra(*p*-methoxyphenyl)porphin(CuTMPP): Black solid, from the above reaction with cupric acetate, (2.0 g) and 8.0 g (31 mmol) of iodine in 150 ml CHCl₃ were stirred for 22 hrs. A saturated solution of sodium thiosulfate (50 ml) was added, stirring continued for 10 min, and the layers separated. The CHCl₃ layer was chromatographed on 75 g of alumina. Elution with CHCl₃ eluted an orange band, which was evaporated and the resulting solid washed with 300 ml of methanol to give 10 mg (3% based on pyrrole) of purple crystals of CuTMPP. The visible spectrum was identical with that of authentic CuTMPP.

A similar treatment of the black solid from a nickel reaction gave but a trace of NiTMPP.

Nickel tetraazaannulene(NiTAA): Nickel chloride hexahydrate (3.0 g, 13 mmol), 2.6 g (25 mmol) of *o*-phenylenediamine, and 100 ml of absolute ethanol were refluxed for 30 min (a gray precipitate resulted). To this solution was added malondialdehyde (25 mmol, made by stirring 4.4 ml of 1,1,3,3-tetramethoxypropane, 4.4 ml of water, and 0.2 ml of concentrated hydrochloric acid until the solution was homogeneous -- about 5 min.). The reaction mixture immediately turned reddish in color. Refluxing was continued for 2 hrs, at which time 3.9 ml (28 mmol) of triethylamine was added and refluxing was continued for an additional 21 hrs. The reaction was then allowed to cool to room temperature and was filtered. The solid was extracted fourteen times with 100-ml portions of boiling chloroform. The chloroform extracts were placed on a column of 500 g alumina and elution with chloroform removed an orange band (a few other small bands that were very slow moving with chloroform were not further investigated). Evaporation to

almost dryness gave 0.40 g (9%) of purple-red crystals of NiTAA; mp > 340°, the visible spectrum was identical with that of Hiller et al.⁶

Replacement of nickel chloride with cobalt chloride, cupric chloride, or zinc chloride failed to give any MTAA.

Acknowledgement: This work was supported by the Center of Energy and Mineral Resources of Texas A & M University Grant No. 18838 and in part by the Office of Naval Research.

References

1. F.H. Moser and A.L. Thomas, "Phthalocyanine Compounds." Reinhold, New York, 1963.
2. K.M. Smith, ed., "Porphyrins and Metalloporphyrins," Elsevier Scientific Publishing Company, New York, 1975.
3. R.H. Ball, G.D. Dorough, and M. Calvin, *J. Amer. Chem. Soc.*, **68**, 2278 (1946).
4. D.W. Thomas and A.E. Martell, *J. Amer. Chem. Soc.*, **78**, 1335 (1956).
5. A.D. Adler, F.R. Longo, J.D. Finarelli, J. Goldmacher, J. Assour, and L. Korsakoff, *J. Org. Chem.*, **32**, 476 (1967).
6. H. Hiller, P. Dimroth, and H. Pfitzner, *Ann.*, **717**, 137 (1968).
7. H.E. Christensen, T.T. Luginbyhl, eds., "The Toxic Substances List," 1974 Edition, U.S. Department of Health, Education, and Welfare, Rockville, Maryland, 1974.
8. J.C. Sauer, *Org. Syntheses*, **36**, 66 (1956).
9. C.L. Honeybourne, *Inorg. Nucl. Chem. Letters*, **11**, 191 (1975).
10. P. Chave and C.L. Honeybourne, *Chem. Comm.*, 279 (1969).

TABLE I

Results of the Porphin Template Synthesis

<u>MX^a</u>	<u>Resulting^b MTMPP</u>	<u>% Yield of MTMPP</u>
none	H ₂ TMPP	22
MgCl ₂	H ₂ TMPP	14
MnCl ₂	H ₂ TMPP	14
FeCl ₃	none	(.36) ^c
Fe(OAc) ₃	none	(1.11) ^c
Co(OAc) ₂	none	(.64) ^c
Ni(OAc) ₂	none	(.44) ^c
Cu(OAc) ₂	none	(1.79) ^c
ZnCl ₂	ZnTMPP	8
CdCl ₂	H ₂ TMPP	18

^a If X = Cl then KOAc was added to buffer the HCl formed. cf. Experimental

^b As determined by the visible spectra.

^c A black powder was all that could be found. Chromatography of the black powder showed no TMPP. The numbers in parentheses represent the ratio of g of black powder to g of pyrrole used.

TECHNICAL REPORT DISTRIBUTION LIST

<u>No. Copies</u>			<u>No. Copies</u>	
	Office of Naval Research Arlington, Virginia 22217 Attn: Code 472	2	Defense Documentation Center Building 5, Cameron Station Alexandria, Virginia 22314	12
	Office of Naval Research Arlington, Virginia 22217 Attn: Code 102IP 1	6	U.S. Army Research Office P.O. Box 12211 Research Triangle Park, N.C. 27709 Attn: CRD-AA-IP	1
	ONR Branch Office 536 S. Clark Street Chicago, Illinois 60605 Attn: Dr. Jerry Smith	1	Naval Ocean Systems Center San Diego, California 92152 Attn: Mr. Joe McCartney	1
	ONR Branch Office 715 Broadway New York, New York 10003 Attn: Scientific Dept.	1	Naval Weapons Center China Lake, California 93555 Attn: Head, Chemistry Division	1
	ONR Branch Office 1030 East Green Street Pasadena, California 91106 Attn: Dr. R. J. Marcus	1	Naval Civil Engineering Laboratory Port Hueneme, California 93041 Attn: Mr. W. S. Haynes	1
	ONR Branch Office 760 Market Street, Rm. 447 San Francisco, California 94102 Attn: Dr. P. A. Miller	1	Professor O. Heinz Department of Physics & Chemistry Naval Postgraduate School Monterey, California 93940	1
	ONR Branch Office 495 Summer Street Boston, Massachusetts 02210 Attn: Dr. L. H. Peebles	1	Dr. A. L. Slafkosky Scientific Advisor Commandant of the Marine Corps (Code RD-1) Washington, D.C. 20380	1
	Director, Naval Research Laboratory Washington, D.C. 20390 Attn: Code 6100	1	Office of Naval Research Arlington, Virginia 22217 Attn: Dr. Richard S. Miller	1
	The Asst. Secretary of the Navy (R&D) Department of the Navy Room 4E736, Pentagon Washington, D.C. 20350	1		
	Commander, Naval Air Systems Command Department of the Navy Washington, D.C. 20360 Attn: Code 310C (H. Rosenwasser)	1		

TECHNICAL REPORT DISTRIBUTION LIST

<u>No. Copies</u>	<u>No. Copies</u>
Dr. R. M. Grimes University of Virginia Department of Chemistry Charlottesville, Virginia 22901 1	Dr. W. Hatfield University of North Carolina Department of Chemistry Chapel Hill, North Carolina 27514 1
Dr. M. Tsutsui Texas A&M University Department of Chemistry College Station, Texas 77843 1	Dr. D. Seyferth Massachusetts Institute of Technology Department of Chemistry Cambridge, Massachusetts 02139 1
Dr. C. Quicksall Georgetown University Department of Chemistry 37th & O Streets Washington, D.C. 20007 1	Dr. M. H. Chisholm Princeton University Department of Chemistry Princeton, New Jersey 08540 1
Dr. M. F. Hawthorne University of California Department of Chemistry Los Angeles, California 90024 1	Dr. B. Foxman Brandeis University Department of Chemistry Waltham, Massachusetts 02154 1
Dr. D. B. Brown University of Vermont Department of Chemistry Burlington, Vermont 05401 1	Dr. T. Marks Northwestern University Department of Chemistry Evanston, Illinois 60201 1
Dr. W. B. Fox Naval Research Laboratory Chemistry Division Code 6130 Washington, D.C. 20375 1	Dr. G. Geoffrey Pennsylvania State University Department of Chemistry University Park, Pennsylvania 16802 1
Dr. J. Adcock University of Tennessee Department of Chemistry Knoxville, Tennessee 37916 1	Dr. J. Zuckerman University of Oklahoma Department of Chemistry Norman, Oklahoma 73019 1
Dr. A. Cowley University of Texas Department of Chemistry Austin, Texas 78712 1	

