

12
b.s.

OFFICE OF NAVAL RESEARCH
Contract N00014-76-C-0826
Task No. NR 056-625

TECHNICAL REPORT NO. 77-04

The Chemistry of Compounds Containing
Metal-to-Metal Triple Bonds Between
Molybdenum and Tungsten
by M.H. Chisholm¹ and F.A. Cotton²

Prepared for Publication
in
Accounts of Chemical Research

Departments of Chemistry

¹Princeton University,
Princeton, New Jersey 08540
and

²Texas A & M University
College Station, Texas 77843

November 18, 1977

Reproduction in whole or in part is permitted for
any purpose of the United States Government

Approved for Public Release: Distribution Unlimited

DDC
RECEIVED
DEC 14 1977
B

AD A 0 47556

AD NO. _____
DDC FILE COPY

REPORT DOCUMENTATION PAGE		READ INSTRUCTIONS BEFORE COMPLETING FORM
1. REPORT NUMBER <u>6</u>	2. GOVT ACCESSION NO.	3. RECIPIENT'S CATALOG NUMBER <u>9 Technical rept.</u>
4. TITLE (and Subtitle) <u>The Chemistry of Compounds Containing Metal-to-Metal Triple Bonds Between Molybdenum and Tungsten.</u>		5. TYPE OF REPORT & PERIOD COVERED Technical Report, 1977
7. AUTHOR(s) <u>10 M. H. / Chisholm F. A. / Cotton</u>		6. PERFORMING ORG. REPORT NUMBER <u>14 TR-77-04</u>
		8. CONTRACT OR GRANT NUMBER(s) <u>15 N00014-76-C-0826</u>
9. PERFORMING ORGANIZATION NAME AND ADDRESS Departments of Chemistry Princeton University, Princeton, N. J. Texas A & M Univ., College Station, Tx.		10. PROGRAM ELEMENT, PROJECT, TASK AREA & WORK UNIT NUMBERS <u>11 18 Nov 77</u>
11. CONTROLLING OFFICE NAME AND ADDRESS Office of Naval Research Department of the Navy		12. REPORT DATE November 18, 1977
14. MONITORING AGENCY NAME & ADDRESS (if different from Controlling Office)		13. NUMBER OF PAGES <u>12 360 34</u>
		15. SECURITY CLASS. (of this report)
		15a. DECLASSIFICATION/DOWNGRADING SCHEDULE
16. DISTRIBUTION STATEMENT (of this Report) Approved for public release; distribution unlimited		
17. DISTRIBUTION STATEMENT (of the abstract entered in Block 20, if different from Report)		
18. SUPPLEMENTARY NOTES		
19. KEY WORDS (Continue on reverse side if necessary and identify by block number) Metal-to-Metal Multiple Bonds, Molybdenum, Tungsten, Alkyls, Alkoxides, Dialkylamides, Carbamates, Carbonyls.		
20. ABSTRACT (Continue on reverse side if necessary and identify by block number) The preparation, properties, structures, dynamical solution behaviors and reactivities towards small unsaturated molecules (CO ₂ , acetylenes, CO, etc.) are described for a series of molybdenum and tungsten compounds of general formula M ₂ X ₆ or M ₂ X ₆ -nY _n , where X, Y=R (alkyl), NR ₂ , OR, O ₂ CNR ₂ , O ₂ COR or halide, and Cp ₂ M ₂ (CO) ₄ , all of which contain triple bonds between the metal atoms (M=Mo or W).		

The Chemistry of Compounds Containing
Metal-to-Metal Triple Bonds Between
Molybdenum and Tungsten

By

Malcolm H. Chisholm

Department of Chemistry, Princeton University
Princeton, New Jersey 08540

and

F. Albert Cotton

Department of Chemistry, Texas A&M University
College Station, Texas 77843

Introduction

The recognition that the anion $\text{Re}_2\text{Cl}_8^{2-}$ contains a rhenium-to-rhenium quadruple bond^{1,2} and the rapidly following discovery of other quadruple M-M bonds constituted a turning point in transition metal chemistry: it raised questions which were previously inconceivable. Aside from obvious questions as to the electronic structure and the propensity of transition metals to form quadruple bonds,³ there were also broader implications. For example, the existence of a compound containing an M-M bond of order four implied the probable existence of compounds containing M-M multiple bonds of lower order, namely two and three, though few of the former and none of the latter were known at that time. It also suggested that one might speculate on the ability of metals to form M-M multiple bonds of even higher order such as five and six.⁴

This account traces the emergence of a new class of compounds of formula M_2X_6 , where X = R(alkyl), NR_2 and OR, which contain metal-to-metal triple bonds (M=Mo and W) unsupported by bridging ligands.⁵ It also deals with the organometallic compounds $\text{Cp}_2\text{M}_2(\text{CO})_4$ (M=Cr, Mo, W), which on the basis of short metal-metal distances (Mo-Mo = 2.40 Å⁶) relative to those in the precursor compounds $\text{Cp}_2\text{M}_2(\text{CO})_6$ (Mo-Mo = 3.27 Å⁷) and the attainment of the inert gas structure by the metals, may be considered to have metal-to-metal triple bonds.

Certain aspects of the structural and dynamical solution behavior of these compounds, in addition to a number of interesting reactions, warrant specific attention. It seems that organometallic reaction schemes evolved for mononuclear transition metal chemistry may be extended to these dinuclear systems and, furthermore, that these dinuclear compounds may provide building blocks for the systematic syntheses of new polynuclear and cluster

Section	<input checked="" type="checkbox"/>
Section	<input type="checkbox"/>
	<input type="checkbox"/>

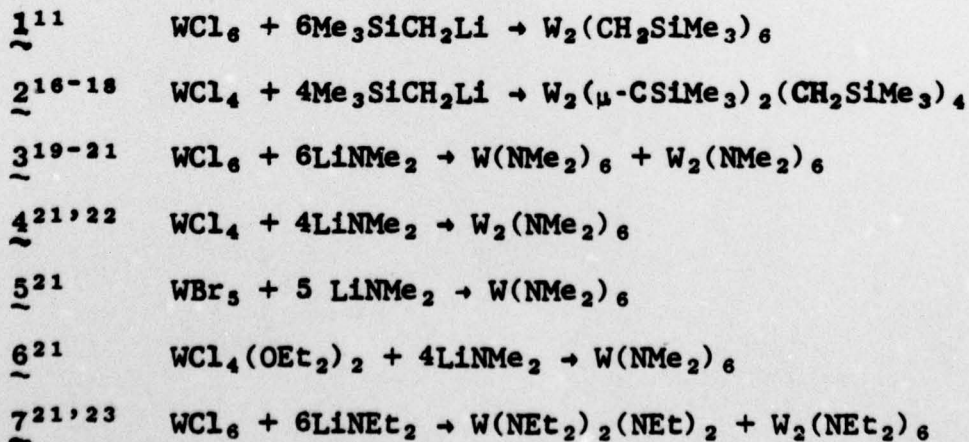
CONTINUITY/AVAILABILITY CODES		
Dist.	and/or	SPECIAL
A		

compounds. Both of these considerations have important catalytic implications.^{8,9} In an earlier account, the theoretical treatment of these triple bonds was discussed.¹⁰ In this paper we deal entirely with experimental studies of structure, dynamics and reactions.

Syntheses

M₂X₆ Compounds (X=R, NR₂, OR) The first member of this series Mo₂(CH₂SiMe₃)₆ was discovered serendipitously by Wilkinson and his coworkers¹¹ as a product formed in the reaction of MoCl₅ with five equivalents of LiCH₂SiMe₃. Analogous reactions involving MoCl₅ and LiNR₂ (5 equiv.) lead to mononuclear Mo(NR₂)₄¹² and dinuclear Mo₂(NR₂)₆¹³⁻¹⁵ compounds (R=Me, Et) which may be separated by fractional sublimation. However, a better route to Mo₂(NR₂)₆ involves the reaction between the polymeric MoCl₃ and LiNR₂ (3 equiv.); only a trace of Mo(NR₂)₄ is formed in these reactions.¹⁵

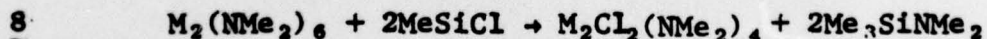
Some similar reactions involving tungsten halides and organolithium reagents are summarized in 1 through 7 below.



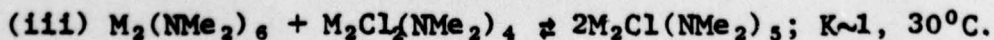
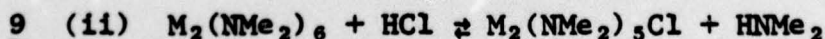
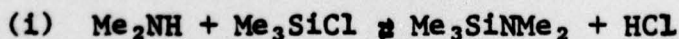
The products depend on the choice of tungsten halide in a manner not yet understood. The reaction pathway leading to the dinuclear compounds W_2X_6 ($X=R, NR_2$) is evidently complex. Neither $Mo(NMe_2)_4$ nor $W(NMe_2)_6$ appear to be precursors for $M_2(NMe_2)_6$, and there is evidence that the $M_2(NMe_2)_6$ compounds are not formed by the coupling of two reactive $M(NMe_2)_3$ units.²⁴

Despite the enigmas associated with these metathetic reactions the crystalline compounds M_2X_6 ($Mo=Mo, W$ and $X=R, NR_2$) may be prepared on a large scale and are thus themselves useful starting materials. The dimethylamides react with alcohols and trialkylsilanols to give compounds of empirical formula $Mo(OR)_3$. For molybdenum a fairly extensive series of dinuclear alkoxides $Mo_2(OR)_6$ ($R=Bu^t$, $PhMe_2C$, Me_2CH and Me_3CCH_2) and trialkylsiloxides $Mo_2(OSiR_3)_6$ ($R=Me, Et$) have been isolated.^{13, 25} Less bulky alkoxy-ligands give polynuclear compounds, such as, the ethoxide which is tetrameric in benzene. A similar situation holds for tungsten although polynuclear complexes are more common^{22, 25, 28}

$M_2X_{6-n}Y_n$ Compounds In an attempt to establish a much more general class of dinuclear compounds of general formula $M_2X_{6-n}Y_n$, where X and Y are uninegative ligands we sought ways in which to replace M-NR₂ groups by M-Cl groups and discovered a very smooth and efficient route,²⁸ eq. 8. The chloro-for-dimethylamido group



exchange proceeds via an amine catalyzed sequence, eq. 9.



Although other $M_2Cl_x(NMe_2)_{6-x}$ compounds are formed in the reactions between $M_2(NMe_2)_6$ and Me_3SiCl none have been isolated in a pure state. It appears that continued Cl-for- NMe_2 group exchange leads to polymeric rather than dinuclear compounds.

The M-Cl bonds in $M_2Cl_2(NR_2)_4$ compounds (R=Me or Et) are labile to a large number of metathetic reactions. With alkyl-lithium reagents $M_2R_2(NEt_2)_4$ compounds have been isolated with R =Me, Et, n-Bu and CH_2SiMe_3 .²⁹⁻³² Attempts to prepare $M_2R(Cl)(NEt_2)_4$ compounds failed; presumably because the second R for Cl substitution proceeds faster than the first.³⁰

$M_2(NR_2)_6$ and $M_2X_2(NR_2)_4$ compounds are susceptible to a number of the M-N insertion reactions typical of mono-nuclear dialkylamides.³³ With CO_2 , $W_2(NMe_2)_6$ gives $W_2(O_2CNMe_2)_6$ ^{34,36} while $Mo_2(NMe_2)_6$ yields only $Mo_2(NMe_2)_2(O_2CNMe_2)_4$.³⁷ The latter is believed to adopt a structure akin to that of $W_2Me_2(O_2CNEt_2)_4$ which is formed in the reaction between CO_2 and $W_2Me_2(NEt_2)_4$.³⁴⁻³⁶ $M_2(OR)_6$ compounds react reversibly with CO_2 to give $M_2(OR)_4(O_2COR)_2$ compounds.^{22,26,27,38} Reactions involving CS_2 and COS also give products of M-N or M-O bond insertion, but these have not yet been properly characterized. Insertions into M-C bonds have not been observed.

All of the aforementioned compounds are diamagnetic crystalline solids with appreciable solubilities in hydrocarbon solvents. They are all sensitive to oxygen and moisture but quite thermally stable.

Many may be sublimed and all (with the exception of $M_2(OR)_4(O_2COR)_2$ compounds which readily lose CO_2) give molecular ions in the mass spectrometer. They range in color from pale yellow to dark red but show no absorption maxima in the visible region of spectrum. The color is derived from a tailing of intense U.V. absorptions into the visible region of the electronic spectra.

Solid State Structures

The M_2X_6 compounds all have an ethane-like (D_{3d} symmetry) M_2L_6 core ($L=C,N,O$). The M-M-L angles are ca. 104° and the M-M distances fall in the range 2.167 to 2.30Å. For a given ligand X the W-W distance is longer than the Mo-Mo distance by about 0.08Å. $M_2X_2(NR_2)_4$ compounds, where X=halide or alkyl, adopt closely related structures. In the solid state they have anticonformations: the central $M_2L_2N_4$ core ($L=C$ or halide) belongs to the symmetry group C_{2h} . An ORTEP view of the molecular structure of $W_2Cl_2(NEt_2)_4$ ³⁹ is shown in Figure 1 and is representative of this class of compounds.

All dialkylamido structures have planar nitrogen atoms with the alkyl groups oriented to comprise two sets. Those directed over the M-M bond are termed proximal, those directed away distal. M-M triple bond distances for M_2X_6 and $M_2X_4Y_2$ type compounds are given in Table 1.

In $Mo_2(OSiMe_3)_6(HNMe_2)_2$ ⁴⁰ and $Mo_2(O_2COBu^t)_2(OBu^t)_4$ ³⁸ there are triple bonds between molybdenum atoms which form four σ -bonds to the ligand atoms. The M-L geometry approximates to a square plane.

$W_2Me_2(O_2CNEt_2)_4$ and $W_2(O_2CNMe_2)_6$ adopt closely related structures having approximate C_{2v} symmetry and provide examples of compounds containing M-M triple bonds ($W-W_{av} = 2.275\text{\AA}$) between metal atoms that are coordinated to 5 and 6 ligand atoms, respectively.³⁶ The central $W_2(O_2C)_6$ skeleton of the $W_2(O_2CNMe_2)_6$ molecule is shown in Figure 2. There are two bridging dialkylcarbamato O_2CNR_2 ligands, and each tungsten atom is at the apex of an irregular pentagonal pyramid. The basal vertices of each pyramid are defined by the two oxygen atoms of the bidentate non-bridging carbamato ligand ($W-O_{av} = 2.16\text{\AA}$), one oxygen atom from each of the two

bridging carbamato groups ($W-O_{av} = 2.09\text{\AA}$) and either an oxygen atom from the carbamato ligand ($W-O_{av} = 2.07\text{\AA}$) in $W_2(O_2CNMe_2)_6$ or a methyl group ($W-C_{av} = 2.20\text{\AA}$) in $W_2Me_2(O_2CNEt_2)_4$. In $W_2(O_2CNMe_2)_6$ the second oxygen atoms from the non-bridging carbamato ligands, which are axially aligned, coordinate weakly ($W-O_{av} = 2.67\text{\AA}$) along an extension of the W-W triple bond.

Remarks on Bonding.

M-M triple bonds have now been found between metal atoms that are coordinated to either 3, 4, 5 or 6 ligand atoms. Since the formation of a M-M triple bond requires the use of 3 metal valence orbitals, the total number of metal valence orbitals used in bonding may vary from 6 in M_2X_6 compounds to 9 in $W_2(O_2CNMe_2)_6$. In all the compounds a simple analysis of the symmetry types of orbitals required to form M-M and M-L bonds and a consideration of the symmetry properties of the metal valence shell orbitals leads to a satisfactory qualitative formulation of electronic structure.

Consider, for example, the bonding in the molecules $W_2Me_2(O_2CNEt_2)_4$ and $W_2(O_2CNMe_2)_6$. We may assume that the $W\equiv W$ bond is formed primarily by overlap of metal d_{z^2} orbitals to give the σ -component and metal d_{xz} and d_{yz} orbitals to give the π -components. This is in accord with the assumption originally made² and subsequently supported by SCF X_{α} calculations^{41,42} for the quadruple bonds in $Re_2Cl_8^{2-}$ and $Mo_2Cl_8^{4-}$. For the five quasi-coplanar bonds to the ligands, we may then use the metal s , p_x , p_y , d_{xy} and $d_{x^2-y^2}$ orbitals. In the case of $W_2(O_2CNMe_2)_6$ tungsten p_z orbitals may be employed to help form the weak axial W-O bonds.

Such a qualitative picture may be viewed as satisfactory to the extent that it readily accounts for the observed diamagnetic

nature of the compounds and the short M-M distances which are well below the range for M-M distances in compounds containing Mo-Mo single bonds.^{10b} It may also be noted that a triple bond consisting of a σ -component and two equivalent π -components has cylindrical symmetry and imposes no restriction on geometry [c.f. in $\text{Re}_2\text{Cl}_8^{2-}$ where the eclipsed geometry of the two ReCl_4 groups is imposed by the M-M δ bond]. The observed geometries are thus determined by the steric requirements of the ligands. M_2X_6 , $\text{M}_2\text{X}_4\text{Y}_2$ ($\text{X}=\text{R}, \text{NR}_2$, OR and $\text{Y} = \text{halide or alkyl}$) and $\text{Mo}_2(\text{OR})_6(\text{HNR}_2)_2$ compounds adopt staggered geometries because steric repulsive interactions dominate. On the other hand the eclipsed geometries found in $\text{Mo}_2(\text{OBu}^t)_4(\text{O}_2\text{COBu}^t)_2$, $\text{W}_2\text{Me}_2(\text{O}_2\text{CNET}_2)_4$ and $\text{W}_2(\text{O}_2\text{CNMe}_2)_6$ are imposed by the bridging O_2COBu^t and O_2CNR_2 ligands.

The detailed electronic structure of Mo_2X_6 compounds was the subject of recent SCW X_α calculations.⁴³ Here the calculated and observed P.E. spectra were in good agreement.

Dynamical Solution Behavior

Since all the compounds are diamagnetic their dynamical solution behavior is readily investigated by variable temperature nmr spectroscopy. The dialkylamido compounds afford a natural opportunity to examine the diamagnetic anisotropy expected for triple bonds. In acetylenes and cyanides the construction of a molecule that places probe nuclei over, as well as along the axis of the triple bond is a difficult task. For $\text{M}_2(\text{NR}_2)_6$ and $\text{M}_2\text{X}_2(\text{NR}_2)_4$ molecules the two alkyl groups of each R_2N unit naturally adopt the desired placement. Variable temperature nmr studies show that proximal \leftrightarrow distal alkyl exchange occurs on the nmr time scale.

This is exemplified by the ^1H nmr spectra obtained for $\text{W}_2\text{Cl}_2(\text{NEt}_2)_4$ shown in Figure 3. At high temperatures, $>130^\circ\text{C}$, proximal \rightleftharpoons distal ethyl exchange is rapid on the nmr time scale while at low temperatures, $<-16^\circ\text{C}$, proximal and distal resonances are frozen out. Three further points are noteworthy. 1). The high temperature limiting spectrum corresponds to an ABX_3 spectrum and the low temperature limiting spectrum to two ABX_3 spectra. Evidently the mechanism of proximal \rightleftharpoons distal exchange does not remove the diastereotopic nature of the methylene protons. 2). The spectra correspond to the presence of only the anti rotamer in solution. This is the rotamer found in the solid state - see Figure 1. 3). There is a large chemical shift separation between proximal and distal methylene proton resonances, ca. 2.5 ppm.* The separation between proximal and distal methylene carbon resonances is much larger, ca. 30 ppm.

The variable temperature nmr spectra of $\text{M}_2\text{R}'_2(\text{NR}_2)_4$ compounds, where $\text{R}'=\text{Me}$, CH_2SiMe_3 and $\text{R}=\text{Me}$ or Et , are more complex because both anti and gauche rotamers exist in equilibria in solution. A gauche $\text{M}_2\text{R}'_2(\text{NR}_2)_4$ molecule (C_2 symmetry) has two types of NR_2 ligands. Detailed variable temperature ^{13}C nmr studies have been reported for $\text{W}_2\text{X}_2(\text{NEt}_2)_4$ compounds where $\text{X}=\text{Me}$,³¹ CH_2SiMe_3 ,³⁰ Br ³⁰ and I .³⁰ From these and related studies we have shown that proximal \rightleftharpoons distal alkyl exchange occurs by M-N bond rotations. The compounds $\text{M}_2(\text{NR}_2)_6$ and $\text{M}_2\text{X}_2(\text{NR}_2)_4$ behave in solution as molecular propellers and are stereochemically correspondent to 1,1,2,2 tetra- aryl substituted ethanes.⁴⁴

For $\text{M}_2\text{R}'_2(\text{NR}_2)_4$ compounds ($\text{R}'=\text{Me}$ or CH_2SiMe_3 and $\text{R}=\text{Me}$ or Et) anti-to-gauche isomerization has been monitored and found to occur with an energy of activation of 20 to 24 kcal mol^{-1} depending upon the specific R' ; R combination. The detailed mechanism of

*Since the proximal CH_2 group is not fully over the center of the triple bond and the distal one is closer to the core of zero anisotropy than to the bond axis, this observed shift difference is presumably much smaller than that which would result from the full range of the anisotropy.

anti \rightleftharpoons gauche isomerization is not yet known: it is known to be intramolecular however. Future studies of compounds of the type $M_2X(NR_2)_5$ are planned. Here each metal atom is effectively labelled and a distinction between a process involving a simple M-M bond rotation and processes involving intramolecular ligand exchange mechanisms are distinguishable.

One final point worthy of mention concerns the absolute assignment of proximal and distal resonances in $M_2(NR_2)_6$ compounds. In view of the closed shell electronic structure of these molecules we expect the dominant induced magnetic field to be in opposition to the applied field and symmetric about the molecular three fold axis. This will lower the effective magnetic field in the region of the distal alkyl groups and increase it in the region of the proximal alkyl groups, with the result that the signals for distal and proximal resonances (both 1H and ^{13}C) will lie, respectively, upfield and downfield from the nearly identical positions they would otherwise have had. Experimental support for this line of reasoning is seen in the spectra obtained for $M_2(N \begin{smallmatrix} \text{Me} \\ \text{Et} \end{smallmatrix})_6$ compounds. Steric considerations suggest that

$M_2(N \begin{smallmatrix} \text{Me} \\ \text{Et} \end{smallmatrix})_6$ compounds would prefer structures with proximal rather than distal methyl groups since this relieves the internal crowding of the molecule, and 1H nmr studies show that they also in fact have low field N-Me resonances. Even at high temperatures when proximal \rightleftharpoons distal exchange is rapid $M_2(N \begin{smallmatrix} \text{Me} \\ \text{Et} \end{smallmatrix})_6$ compounds show NMe resonances which are deshielded relative to those found in mononuclear compounds such as $Zr(N \begin{smallmatrix} \text{Me} \\ \text{Et} \end{smallmatrix})_4$.

M=M Bond Strengths

A point of considerable interest in compounds containing M-M multiple bonds concerns the strength of such bonds. Divergent estimates have been offered, with no figure strictly derived from experimental data. Recently, in collaboration with Drs. H.A. Skinner and J. Connor at the University of Manchester, $D(W=W)$ in $W_2(NMe_2)_6$ has been estimated from reaction calorimetry. The value, $D(W=W)=235\pm 15 \text{ kcal mol}^{-1}$, obtained in this study is larger than any previously determined value for a homodinuclear bond, c.f. $D(N=N)=226 \text{ kcal mol}^{-1}$ in N_2 , and comparable to the strongest dinuclear bond known, namely, $D(C-O)=256 \text{ kcal mol}^{-1}$ in carbon monoxide.⁴⁵ It is, therefore, not unlikely that the strongest of all chemical bonds between two atoms may occur in compounds containing metal-to-metal multiple bonds of high order, since some quadruple bonds may be even stronger.

REACTIONS

The strength of a chemical bond has no simple correlation with its reactivity as evidenced by the reactivity of the triple bonds in acetylene and dinitrogen. The M_2X_6 , $M_2X_{6-n}Y_n$ and $Cp_2M_2(CO)_4$ compounds undergo a wide variety of reactions many of which retain the M-M triple bond.

Ligand Substitution: $M_2X_6 \rightarrow M_2Y_6$. Two types of reactions have been observed in this category. The first involves reaction of an M-X bond with an organic substrate containing an active hydrogen atom and is exemplified by the reaction of $M_2(NMe_2)_6$ compounds with alcohols which yield $M_2(OR)_6$ compounds with the liberation of amine. The second is a metathetic reaction of the type $M_2X_6 + M^1Y \rightarrow M_2X_5Y + M^1X$. An example of this type of reaction is seen in the formation of $M_2R'_2(NR_2)_4$ compounds from the reaction of $M_2Cl_2(NR_2)_4$ and LiR' compounds.^{30,31} The high reactivity of M-Cl, M-C (alkyl), M-N(dialkylamido) and M-O(alkoxy) bonds suggests that other $M_2X_{6-n}Y_n$ compounds should be synthetically accessible by these reactions.

We noted that anti- $W_2Cl_2(NEt_2)_4$ reacts stereospecifically with $LiCH_2SiMe_3$ to give anti- $W_2(CH_2SiMe_3)_2(NEt_2)_4$, which then slowly isomerizes to the gauche-rotamer: a- $W_2R_2(NEt_2)_4$ \rightleftharpoons g- $W_2R_2(NEt_2)_4$; $K=4$, $30^\circ C$ for $R=CH_2SiMe_3$.^{29,30} This observation strongly supports the view that (i) the W-W bond is not cleaved during the R-for-Cl substitution reaction and (ii) alkyl-for-chloro group exchange proceeds with retention of configuration at tungsten. Rather interestingly anti- $W_2Cl(CH_2SiMe_3)(NEt_2)_4$ was not detected during the course of this reaction. Apparently the introduction of one alkyl group labilizes the second R-for-Cl exchange in the anti position. This is reminiscent of the high trans-influence and trans-effect exerted by alkyl ligands in square planar platinum(II) chemistry,^{4,6} though more work needs to be done before any general conclusions can be reached concerning the substitutional behavior of $M_2X_{6-n}Y_n$ compounds.

Lewis Base Association

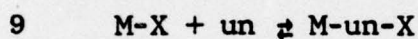
Several $M_2(OR)_6$ compounds react reversibly with donor ligands L to give adducts $M_2(OR)_6L_2$ where L = an amine or phosphine. Similarly $Cp_2M_2(CO)_4$ react with phosphines and carbon monoxide to give $Cp_2M_2(CO)_4L_2$ compounds. In the latter case the M-M bond order changes from three to one: the Mo-Mo distances in $Cp_2Mo_2(CO)_4$ and $Cp_2Mo_2(CO)_6$ are 2.40^6 and 3.27\AA ,⁷ respectively. No such change accompanies adduct formation with $M_2(OR)_6$ compounds: the Mo-Mo distances in $Mo_2(OCH_2CMe_3)_6$ and $Mo_2(OSiMe_3)_6(HNMe_2)_2$ are $2.222(1)\text{\AA}$ and $2.242(1)\text{\AA}$, respectively.

This striking difference may be accounted for by a consideration of the electronic structure of the M-M triple bonds in these two classes of compounds. In $Cp_2M_2(CO)_4$ compounds the metal atoms attain 18-valence shell electron configurations by the formation of the M-M triple bond. In $M_2(OR)_6$ compounds, where each metal forms 3 σ -bonds to OR groups and a triple bond to the

other metal atom only a 12-valence shell electron configuration is achieved. Thus the metal atoms in the dinuclear alkoxides $M_2(OR)_6$ may increase their coordination number without introducing a significant change in M-M bonding. This point is further illustrated by the reactions which lead to alkylcarbonato and dialkylcarbamato compounds described below.

Insertion Reactions

$M-C(\text{alkyl})$,⁴⁷ $M-N(\text{dialkylamide})$ ³³ and $M-O(\text{alkoxide})$ ⁴⁸ bonds are known to be labile to a large number of insertion reactions which may be represented by the general eq. 9



where $X = R, NR_2$ and OR and $un =$ an unsaturated organic molecule. Thus far, we have examined in detail only the reactivity of M_2X_6 compounds toward CO_2 . We find that insertion into $M-NR_2$ and $M-OR$ groups occurs readily, but no reaction is observed for $M-R$ groups. This is clearly seen in the reaction between $W_2Me_2(NEt_2)_4$ and CO_2 which gives $W_2Me_2(O_2CNET_2)_4$.³⁶

Insertion into $M-NR_2$ bonds is irreversible and proceeds via an amine catalyzed sequence: $HNR_2 + CO_2 \rightleftharpoons HO_2CNR_2$; $M-NR_2 + HO_2CNR_2 \rightarrow MO_2CNR_2 + HNR_2$.³⁴ Insertion into $M-OR$ bonds to give $M_2(OR)_4(O_2COR)_2$ compounds is readily reversible and is believed to proceed by a direct insertion mechanism.³⁸

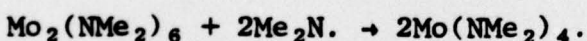
Reductive Elimination

A simple intramolecular reductive elimination of an X-Y group across a M-M triple bond to yield a compound containing a M-M quadruple bond has not yet been established. Several of the compounds described here should serve as excellent models for this type of reaction. For example, we have found that when $W_2Me_2(O_2CNET_2)_4$ is heated to above $150^\circ C$ ethane is liberated.³² However, the origin of the ethane and the nature of the residual tungsten containing species have still to be determined. An investigation of the

chemistry of molybdenum analogues should be more instructive, since $\text{Mo}_2(\text{O}_2\text{CR})_4$ compounds (but not $\text{W}_2(\text{O}_2\text{CR})_4$ compounds) are well known to contain M-M quadruple bonds.³ In this regard we note that both $\text{Mo}_2(\text{CH}_2\text{SiMe}_3)_6$ and $\text{Mo}_2(\text{OPr}^i)_6$ react with acetic acid to yield, upon vacuum sublimation, $\text{Mo}_2(\text{OAc})_4$.^{4,9} Here M-M triple to quadruple bond transformation is achieved, but the detailed reaction pathway and the nature of the eliminated organic compound(s) are not yet known.

Oxidative-Addition

The addition of an X-Y substrate across a M-M triple bond might be expected to yield a compound containing a M-M double bond: $\text{L}_n\text{M}=\text{ML}_n + \text{X}-\text{Y} \rightarrow \text{L}_n\text{XM}=\text{MYL}_n$. This transformation has yet to be established structurally, although there are a number of reactions such as, $\text{Cp}_2\text{M}_2(\text{CO})_4 + \text{I}_2 \rightarrow \text{Cp}_2\text{M}_2(\text{CO})_4\text{I}_2$,⁶ in which this might occur. However, an anticipated oxidative addition to a M-M multiple bond may change the M-M bond order by more than one unit. For example, addition of X_2 (X=I or Br) to $\text{Mo}_2(\text{S}_2\text{COEt})_4$, which contains a M-M quadruple bond, yields $\text{Mo}_2\text{X}_2(\text{S}_2\text{COR})_4$ compounds having Mo-Mo single bonds (Mo-Mo=2.72Å) as a result of a surprising rearrangement in the bonding mode of the xanthate ligand.⁵⁰ It is also possible that addition may cause complete rupture of the M-M bond:



Clearly the reactivity of compounds containing M-M multiple bonds towards reductive-elimination and oxidative-addition reactions is going to be as complex and is at present even less predictable than analogous reactions involving mononuclear transition metal complexes.^{51,52}

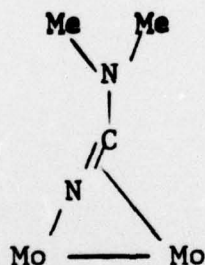
Reactions of the M-M Triple Bond with Small Unsaturated Molecules

$\text{Cp}_2\text{M}_2(\text{CO})_4$ compounds react in solution under very mild conditions with a large number of unsaturated organic molecules, un, to form 1:1 adducts $\text{Cp}_2\text{M}_2(\text{CO})_4(\text{un})$. The compounds where M = Mo and un = $\text{PhC}\equiv\text{CPh}$, $\text{EtC}\equiv\text{CEt}$, $\text{HC}\equiv\text{CH}$, $\text{CH}_2=\text{C}=\text{CH}_2$ and Me_2NCN have been

characterized by X-ray crystallography.⁵³⁻⁵⁶ In all cases un acts as a four electron donor ligand and spans the Mo₂ bond which increases in length from 2.40 Å in Cp₂Mo₂(CO)₄ to 2.974, 3.015 and 3.117 Å when un = HC≡CH, Me₂NCN and CH₂=C=CH₂, respectively.

The acetylene adducts share a common Cp₂Mo₂(CO)₄C₂ structure which is shown in Figure 4. There is a cross-wise acetylene bridge (i.e., a pseudo-tetrahedral Mo₂C₂ core), typical of that found in many other dinuclear acetylene complexes.⁵⁷⁻⁶² The asymmetry of the Cp₂Mo₂(CO)₄ moiety presumably arises from internal steric crowding. In the adducts where un=Me₂NCN and CH₂=C=CH₂, the Cp₂Mo₂(CO)₄ moiety adopts a more relaxed structure having virtual C₂ symmetry.

Allene bridges the Mo-Mo bond obliquely. One of the allenic-π-orbitals donates a pair of electrons to one molybdenum atom while the other orthogonal allenic-π-orbital interacts with the other molybdenum atom. The bonding of the dimethylcyanimide molecule to the Mo₂ group is schematically shown below.



The central NCN angle is 135° and the five non-hydrogen atoms of the Me₂NCN moiety lie in a plane. The bridging Me₂NCN group thus donates a nitrogen lone pair to one molybdenum atom and a CN π-electron pair to the other one.

Cp₂M₂(CO)₄ and Mo₂(OPrⁱ)₆ react with nitric oxide (2 equiv) to yield 2CpMo(CO)₂NO⁶³ and [Mo(OR)₃NO]₂⁶⁴ compounds, respectively. The structure of the isopropoxy compound [Mo(OPrⁱ)₃NO]₂ has been determined by X-ray crystallographic studies:⁶⁴ the immediate coordination about the metal atoms in this centrosymmetric molecule is

shown in Figure 5. Each molybdenum atom is in a trigonal bipyramidal environment having a terminal NO and a long Mo-O bond of a bridging OPr^i ligand in the axial positions. The Mo-Mo separation of $3.335(2)\text{\AA}$ signifies an absence of metal-to-metal bonding.

In a formal sense, these reactions of M-M triple bonds with NO to give two Mo-NO groups correspond to the replacement of the $\text{Mo}\equiv\text{Mo}$ bond (a σ -bond plus two π -bonds) by two $\text{Mo}\equiv\text{N}-\ddot{\text{O}}$: bonds. Again, there is a σ -electron pair and two π -electron pairs shared by the Mo atom and its partner, which is now a nitrogen atom instead of another molybdenum atom. The low values of $\nu(\text{NO})$ in $[\text{Mo}(\text{OR})_3\text{NO}]_2$ compounds, ca. 1630 cm^{-1} , are indicative of extensive molybdenum to NO π^* bonding.

The dinuclear alkoxides are also extremely reactive towards carbon monoxide and acetylenes. With two equivalents of CO, $\text{Mo}_2(\text{OPr}^i)_6$ yields a polymeric black crystalline compound of empirical formula $\text{Mo}(\text{OPr}^i)_3(\text{CO})$ which shows $\nu(\text{CO})$ at 1960, 1880, 1840 and 1820 cm^{-1} . Upon heating in vacuo, this compound, yields $\text{Mo}(\text{CO})_6$ and $\text{Mo}_2(\text{OPr}^i)_6$ by sublimation and an as yet uncharacterized residue.

Polynuclear Complexes

The factors which lead to the formation of dinuclear compounds containing M-M bonds of multiple order n rather than to the formation of polynuclear or cluster compounds in which the metal atoms form n σ -bonds with each other are not well understood. The size of the ligands is one important factor and this is illustrated in the following.

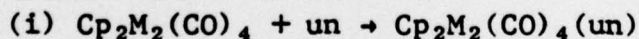
Alkoxides of Mo(III) and W(III) exist in the dinuclear M-M triple-bonded form only when the R group is bulky. For molybdenum, the neopentoxide exists in both dinuclear and polymeric forms. The ethoxide is tetrameric and diamagnetic in solution and shows

ions $\text{Mo}_4(\text{OEt})_{12}^+$, $\text{Mo}_3(\text{OEt})_9^+$ and $\text{Mo}_2(\text{OEt})_6^+$ in the mass spectrum.²⁷ For tungsten only the very bulky triethylsiloxy and tertiary butoxy ligands give dinuclear compounds.²² The less bulky isopropoxy and neopentoxy groups give tetranuclear complexes. A black crystalline tetranuclear compound $\text{W}_4(\text{OPr}^i)_{12}(\text{HOPr}^i)_2$ has been structurally characterized (See Fig. 6) and is believed to have one of the two Pr^iOH ligands coordinated at each terminal tungsten.⁶⁵ Formation of $\text{W}_4(\text{OPr}^i)_{12}(\text{HOPr}^i)_2$ may be viewed as the first step in a polymerization of $\text{W}_2(\text{OPr}^i)_6$ which is halted in this instance by the coordination of the Pr^iOH ligands.

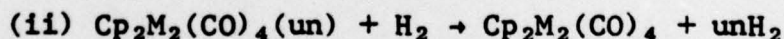
Since the chloro ligands in $\text{M}_2\text{Cl}_2(\text{NR}_2)_4$ compounds are substitutionally labile, reactions involving organometallic anions might allow for the synthesis of new polynuclear and cluster compounds incorporating the unsaturated M_2 moiety. This is an area of current investigation.

Potential Catalytic Reactions

The ability of compounds containing M-M triple bonds to enter into reactions well documented in mononuclear organometallic chemistry suggests that they may prove of catalytic significance. Indeed, one catalytic sequence (Eq. 10) is already suggested by the ability of the $\text{Cp}_2\text{M}_2(\text{CO})_4$ compounds to coordinate unsaturated molecules that are four- but not two-electron donors.



10



Our attempts to hydrogenate the acetylene in $\text{Cp}_2\text{Mo}_2(\text{CO})_4(\text{HC}_2\text{H})$ in benzene at 25 and 70°C proved unsuccessful, though at 100° ethylene is apparently formed.⁶⁶ The potential of $\text{Cp}_2\text{M}_2(\text{CO})_4$ compounds for selective hydrogenation catalysis should be examined further.

Acknowledgements Financial support from The Research Corporation, the Petroleum Research Fund administered by the American Chemical Society, the Office of Naval Research and the National Science Foundation at Princeton University and the Robert A. Welch Foundation and National Science Foundation at Texas A and M University is gratefully acknowledged. The names of our many talented coworkers are to be found in the reference citations.

References

1. (a) F.A. Cotton, M.F. Curtis, C.B. Harris, B.F.G. Johnson, S.J. Lippard, J.T. Mague, W.R. Robinson and J.W. Wood, Science, 145, 1305 (1964).
(b) F.A. Cotton, Inorg. Chem., 4, 334 (1965).
2. For a recent review of M-M quadruple bonds see F. A. Cotton, Chem. Soc. Rev., 4, 27 (1975).
3. The first M=M bonds to be recognized appear to be those in Re_3Cl_9 and its derivatives such as $\text{Re}_3\text{Cl}_{11}^{3-}$ and $\text{Re}_3\text{Cl}_9\text{L}_3$: cf. F.A. Cotton and T.E. Haas, Inorg. Chem., 3, 10 (1964).
4. Nb_2 and Mo_2 obtained by metal atom-argon matrix cocondensation experiments may be the first examples of species with pentuple (Nb_2) and sextuple (Mo_2) M-M bonds: W. Klotzbucher and G.A. Ozin, Inorg. Chem., 16, 984 (1977). See also J.G. Norman, H.J. Kolan, H.B. Gray and W.C. Trogler, Inorg. Chem., 16, 987 (1977).
5. $\text{Re}_2\text{Cl}_5(\text{MeSCH}_2\text{CH}_2\text{SMe})_2$ was the first compound recognized to have a metal-to-metal triple bond without bridging ligands: M. J. Bennett, F.A. Cotton and R.A. Walton, J. Am. Chem. Soc., 88, 3866 (1966); idem, Proc. Roy. Soc. A, 303, 175 (1968).
6. R. J. Klinger, W. Butler and M.D. Curtis, J. Am. Chem. Soc., 97, 3535 (1975).
7. M.R. Churchill and P.R. Bird, Inorg. Chem., 7, 1545 (1968).
8. C.A. Tolman, Chem. Soc. Rev., 1, 337 (1972).
9. (a) E.L. Muetterties, Bull. Soc. Chem. Belg. 84, 959 (1975).
(b) R. Ugo, Catal. Rev., 11, 225 (1975).
10. (a) F.A. Cotton, Accts. Chem. Res., 10, xxx (1978).
(b) F.A. Cotton, J. Less-Common Metals, 54, 3 (1977).
11. F. Huq, W. Mowat, A. Shortland, A.C. Skapski and G. Wilkinson, Chem. Commun., 1079 (1971)
12. D.C. Bradley and M.H. Chisholm, J. Chem. Soc., A, 1511 (1971).
13. M.H. Chisholm and W.W. Reichert, J. Am. Chem. Soc., 96, 1249 (1974).
14. M.H. Chisholm, F.A. Cotton, B.A. Frenz, W.W. Reichert and L.W. Shive, J.C.S. Chem. Commun., 480 (1974).

15. M.H. Chisholm, F.A. Cotton, B.A. Frenz, W.W. Reichert, L.W. Shive and B.R. Stults, J. Am. Chem. Soc., 98, 4469 (1976).
16. M.H. Chisholm, F.A. Cotton, M.W. Extine and B.R. Stults, Inorg. Chem., 15, 2252 (1976).
17. R.A. Anderson, A.L. Gayler and G. Wilkinson, Angew. Chem. Int. Ed. Engl., 15, 609 (1976).
18. M.H. Chisholm, F.A. Cotton, M. Extine and C.A. Murillo, Inorg. Chem., 18, xxx (1978).
19. D.C. Bradley, M.H. Chisholm, C.E. Heath and M.B. Hursthouse, Chem. Commun., 1261 (1969).
20. M.H. Chisholm, F.A. Cotton, B.R. Stults, J.M. Troup and M.W. Extine, J. Am. Chem. Soc., 97, 1242 (1975).
21. M.H. Chisholm, F.A. Cotton, M.W. Extine and B.R. Stults, J. Am. Chem. Soc., 98, 4477 (1976).
22. M.H. Chisholm and M.W. Extine, J. Am. Chem. Soc., 97, 5625 (1975).
23. D.C. Bradley, M.H. Chisholm and M.W. Extine, Inorg. Chem., 16, 1791 (1977).
24. M.H. Chisholm, M.W. Extine, R.L. Kelly, W.C. Mills, C.A. Murillo, L.A. Rankel and W.W. Reichert, Inorg. Chem., submitted for publication.
25. M.H. Chisholm, M.W. Extine and W.W. Reichert, Advances in Chemistry Series, 150, 273 (1976).
26. M.H. Chisholm, F. A. Cotton, C.A. Murillo and W.W. Reichert J. Am. Chem. Soc., 99, 1652 (1977).
27. M.H. Chisholm, F.A. Cotton, C.A. Murillo and W.W. Reichert, Inorg. Chem., 16, 1801 (1977).
28. M. Akiyama, M.H. Chisholm, F.A. Cotton, M.W. Extine and C.A. Murillo, Inorg. Chem., 16, 2407 (1977).
29. M.H. Chisholm and M.W. Extine, J. Am. Chem. Soc., 98, 6393 (1976).

30. M.H. Chisholm, F.A. Cotton, M.W. Extine, M. Millar and B.R. Stults, Inorg. Chem., 16, 320 (1977).
31. M.H. Chisholm, F.A. Cotton, M.W. Extine, M. Millar and B.R. Stults, Inorg. Chem., 15, 2244 (1976).
32. M.H. Chisholm and C.A. Murillo, Results to be published.
33. D.C. Bradley and M.H. Chisholm, Accts. Chem. Res., 9, 273 (1976).
34. M H Chisholm and M.W. Extine, J. Am. Chem. Soc., 99, 782, 792 (1977).
35. M.H. Chisholm, F.A. Cotton, M.W. Extine and B.R. Stults, J. Am. Chem. Soc., 98, 5683 (1976).
36. M.H. Chisholm, F.A. Cotton, M.W. Extine and B.R. Stults, Inorg. Chem., 16, 603 (1977).
37. M.H. Chisholm and W.W. Reichert, Inorg. Chem., 17, xxx (1978).
38. M.H. Chisholm, F.A. Cotton, M.W. Extine, and W.W. Reichert, J. Am. Chem. Soc., 100, xxx, (1978).
39. M.H. Chisholm, F.A. Cotton, M.W. Extine, M. Millar and B.R. Stults, J. Am. Chem. Soc., 98, 4486 (1976).
40. M.H. Chisholm, F.A. Cotton, M.W. Extine and W. W. Reichert, J. Am. Chem. Soc., 100, xxx (1978).
41. A.P. Mortola, J.W. Moskowitz and M. Rosch, Int. J. Quantum Chem. S8, 161 (1974).
42. J.G. Norman, Jr. and H. J. Kolari, J. Am. Chem. Soc., 97, 33 (1975).
43. F.A. Cotton, G.G. Stanley, B. Kalbacher, J.C. Green, E. Seddon and M.H. Chisholm, Proc. Natl. Acad. Sci., USA, 74, 3109 (1977).
44. K. Mislow, Accts. Chem. Res. 9, 26 (1977).
45. L. Pauling, "The Nature of the Chemical Bond", Cornell University Press, Ithica, N. Y. 3rd Ed. 1960.

46. T.G. Appleton, H.C. Clark and L.E. Manzer, Coord. Chem. Rev. 10, 335 (1973).
47. A. Wojcicki, Adv. Organomet. Chem. 11, 87 (1973); ibid., 12, 31 (1974).
48. D.C. Bradley and K. Fisher, M.T.P. Int. Rev. Sci., Series One, 5, 65 (1972); D.C. Bradley, Adv. Inorg. Chem. Radiochem., 15, 259 (1972).
49. M.H. Chisholm and R. L. Kelly, results to be published.
50. F.A. Cotton, M.W. Extine and R. H. Niswander, Inorg. Chem., in press.
51. J. Halpern, Acc. Chem. Res., 3, 386 (1976).
52. J.P. Collman, Acc. Chem. Res., 1, 136 (1968).
53. W.I. Bailey, F.A. Cotton, J.D. Jameson and J.R. Kolb, J. Organometal. Chem., 121, C23 (1976).
54. W.I. Bailey, M.H. Chisholm, F.A. Cotton, C.A. Murillo, L.A. Rankel, J. Am. Chem. Soc., 99, 1261 (1977); ibid., 100, xxx (1978).
55. M.H. Chisholm, F.A. Cotton, M.W. Extine and L.A. Rankel, J. Am. Chem. Soc., 100, xxx (1978).
56. W.I. Bailey, M.H. Chisholm, F. A. Cotton and L.A. Rankel, J. Am. Chem. Soc., 100, xxx (1978).
57. V.W. Day, S.S. Abdel-Meguid, S. Dabestani, M.G. Thomas, W. R. Pretzer and E. L. Muetterties, J. Am. Chem. Soc., 98, 8289 (1976).
58. F.A. Cotton, J.E. Jamerson and B.R. Stults, J. Am. Chem. Soc., 98, 1774 (1976).
59. W. G. Sly, J. Am. Chem. Soc., 81, 18 (1959); see also footnote in D.A. Brown, J. Chem. Phys., 33, 1037 (1960).
60. M.A. Bennett, R. N. Johnson, G.B. Robertson, T.W. Turney and P. O. Whimp, Inorg. Chem., 15, 97 (1976).

61. Y. Wang and P. Coppens, Inorg. Chem., 15, 1123 (1976).
62. a) O.S. Mills and B. W. Shaw, J. Organometallic Chem., 11, 595 (1968).
b) E. Ban, P. T. Cheng, T. Jack, S.C. Nyburg, and J. Powell, J. Chem. Soc. Chem. Comm., 368 (1973).
63. The reaction between the permethylated analogue $(Me_5C_5)_2 Mo_2(CO)_4$ and 2NO was reported previously, R.B. King, A. Efratey and W. M. Douglas, J. Organometal. Chem., 60, 125 (1973).
64. M.H. Chisholm, F.A. Cotton, M.W. Extine and R.L. Kelly, J. Am. Chem. Soc., 100, xxx (1978).
65. M. Akiyama, M.H. Chisholm, F.A. Cotton and M. W. Extine, Results to be published.
66. E.L. Muetterties, Private Communication.

Captions to Figures

- Fig. 1 An ORTEP view of the $W_2Cl_2(NEt_2)_4$ molecule in which each atom is represented by its ellipsoid of thermal vibration drawn to enclose 50% of the electron density.
- Fig. 2 The central $W_2(O_2C)_6$ skeleton of the $W_2(O_2CNMe_2)_6$ molecule. The dotted lines indicate the long, quasi-axial W-O bonds.
- Fig. 3 1H nmr spectra of $W_2Cl_2(NEt_2)_4$ in toluene- d_8 recorded at 100 MHz. Top at $+150^\circ C$, bottom at $-18^\circ C$ corresponding to fast and slow proximal \leftrightarrow distal exchange spectra on the nmr time scale, respectively.
- Fig. 4 An ORTEP view of the $Cp_2Mo_2(CO)_4C_2$ skeleton found in the acetylene adducts $Cp_2Mo_2(CO)_4(RCCR)$ where R=H, Et and Ph.
- Fig. 5 An ORTEP view of the $[MoO_3NO]_2$ skeleton of the $[Mo(OPr^i)_3NO]_2$ molecule showing the coordination geometry about molybdenum and average bond distances. The Mo---Mo distance is $3.335(1)\text{\AA}$.
- Fig. 6 An ORTEP view of the $W_4(OPr^i)_{12}(HOPr^i)_2$ molecule showing only the W_4O_{14} skeleton. The molecule has C_1 symmetry. Some important parameters are: $W(1)-W(2)=2.46\text{\AA}$; $W(1)-W(1)'=3.30\text{\AA}$; $W(2)-W(1)-W(1)'$ angle= 140° .

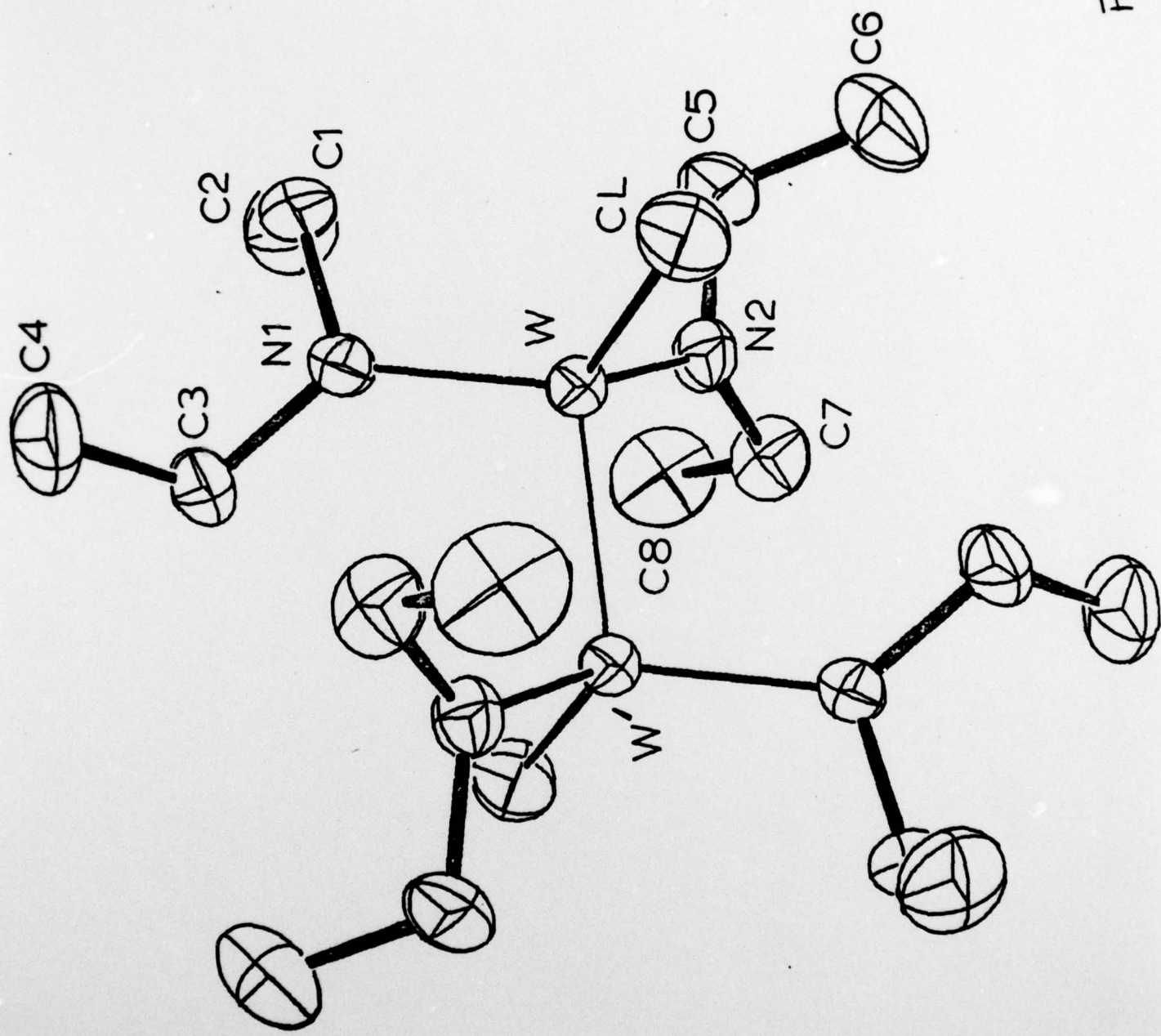


Fig. 1.

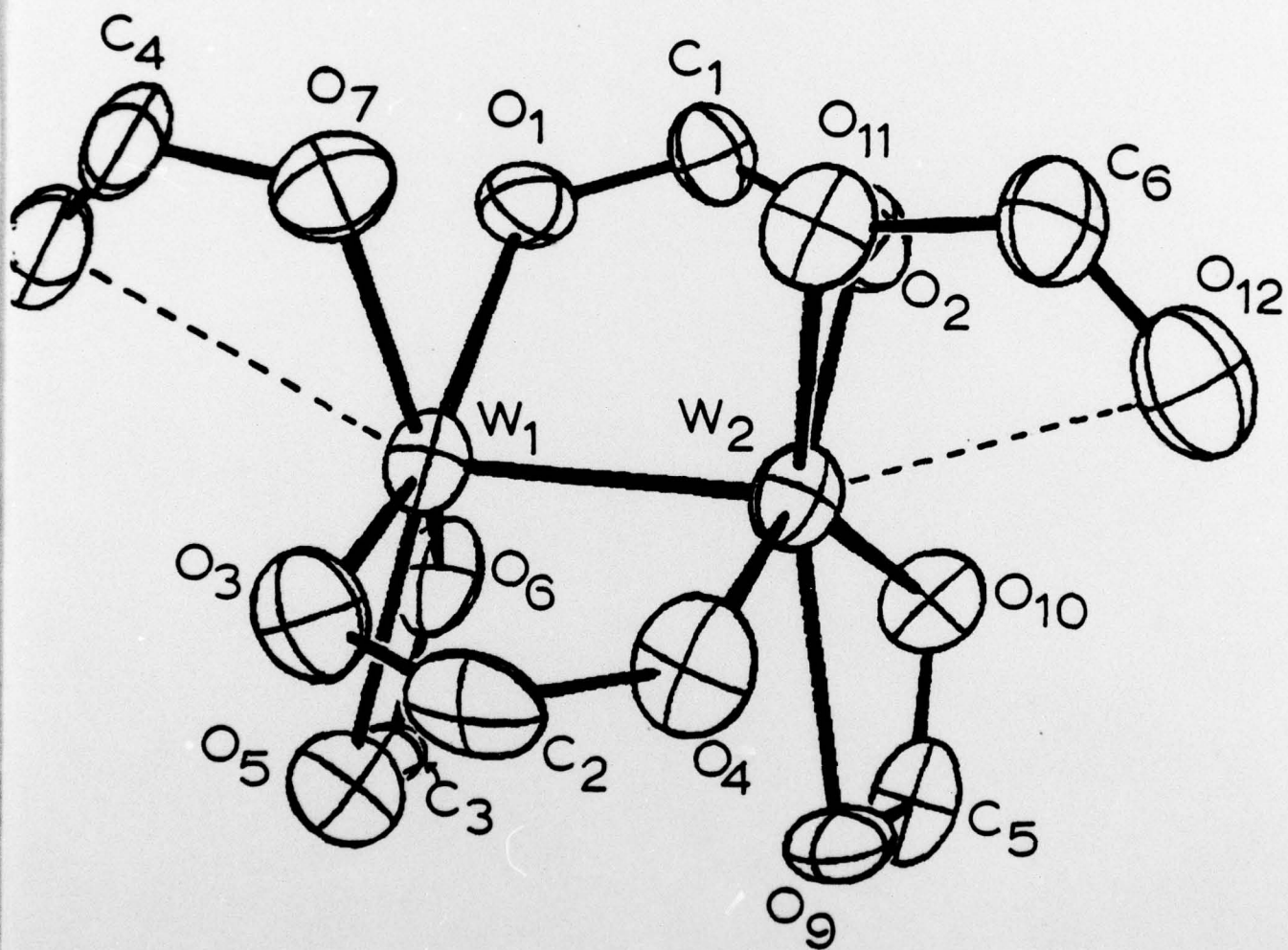
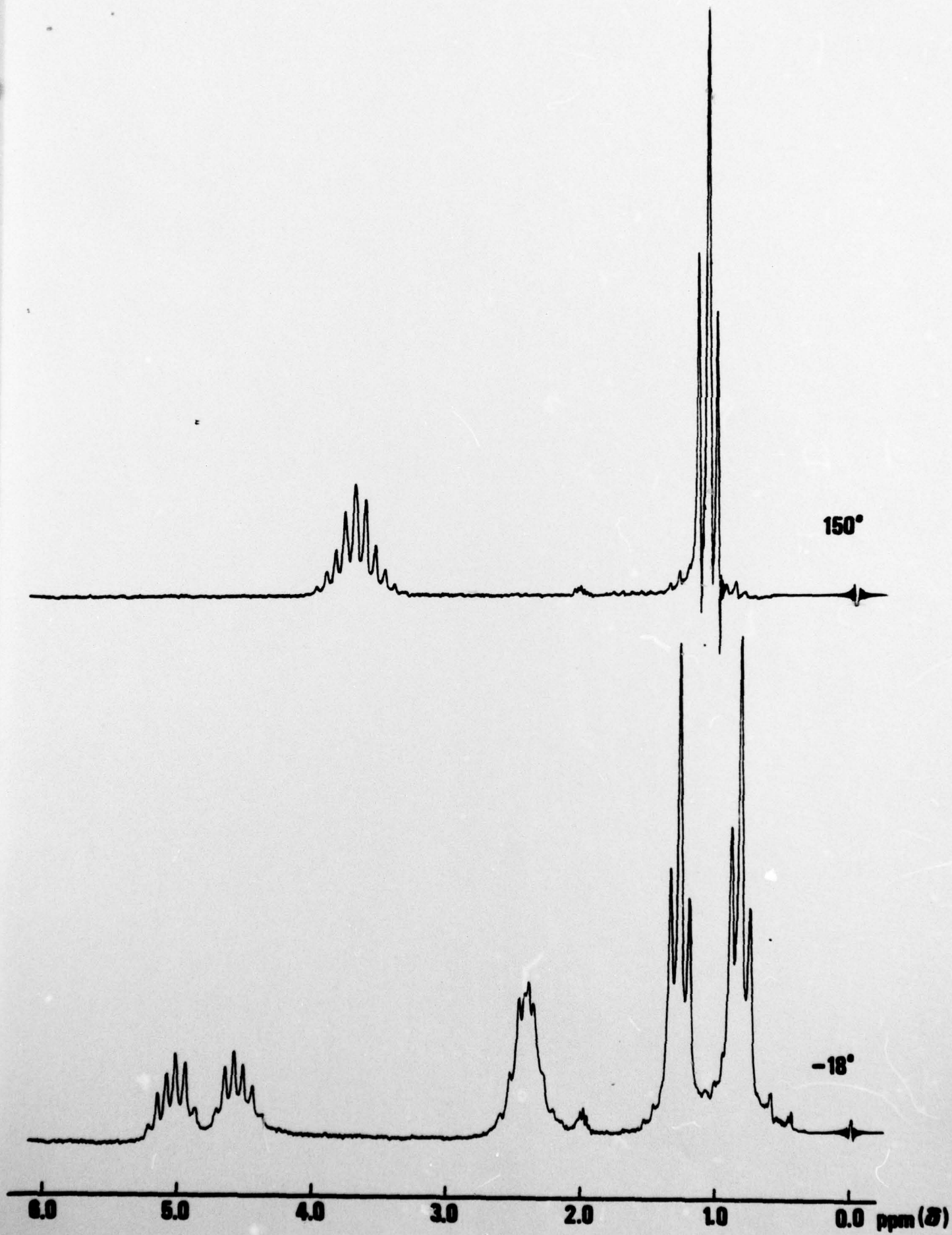


Fig. 2



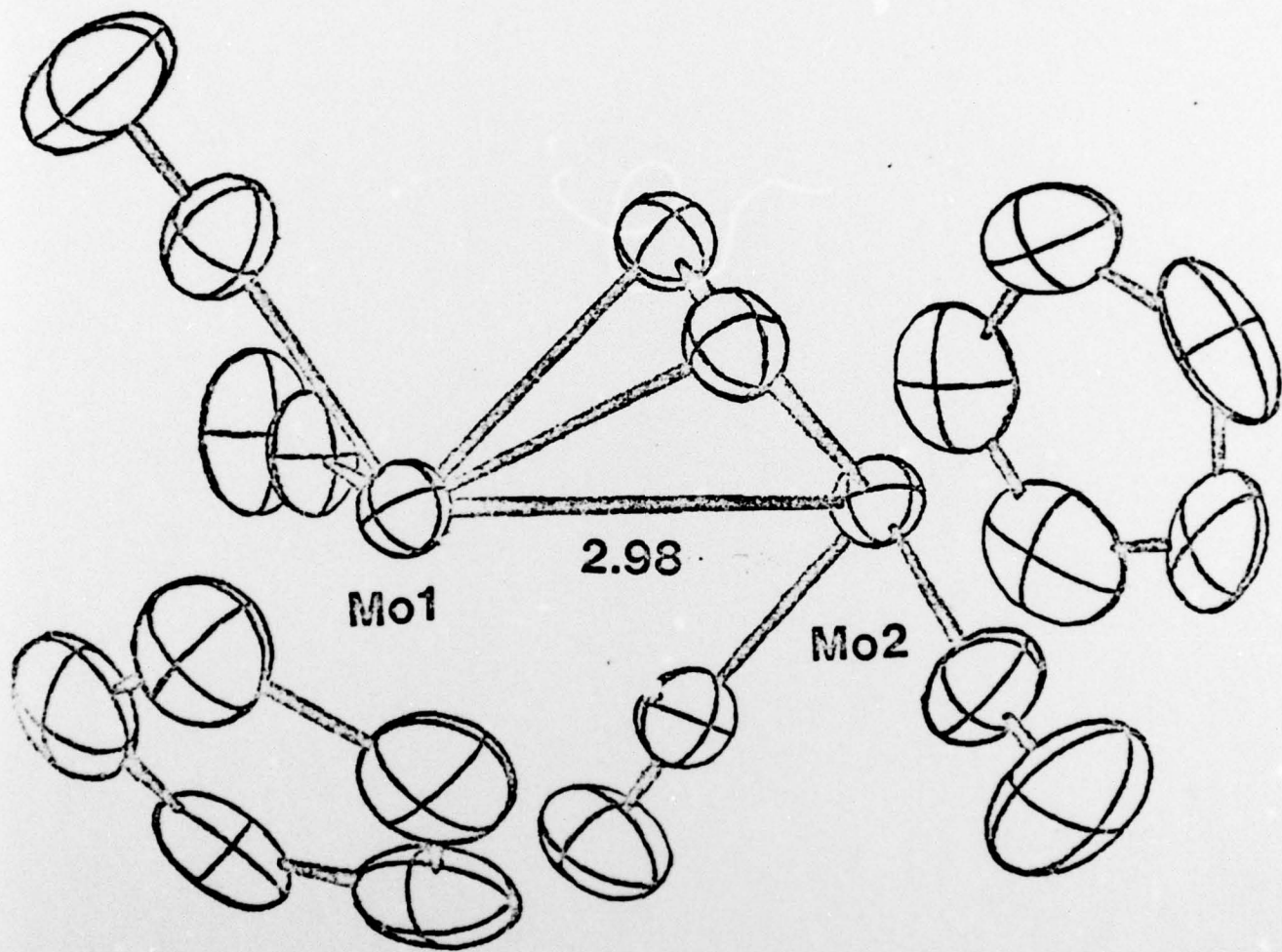


Fig. 4.

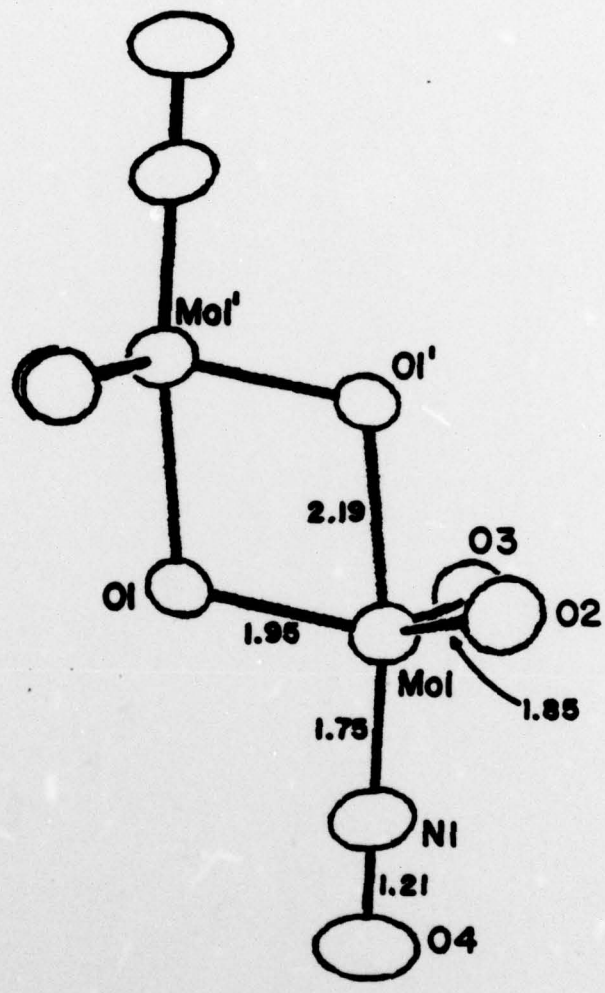


Fig 5

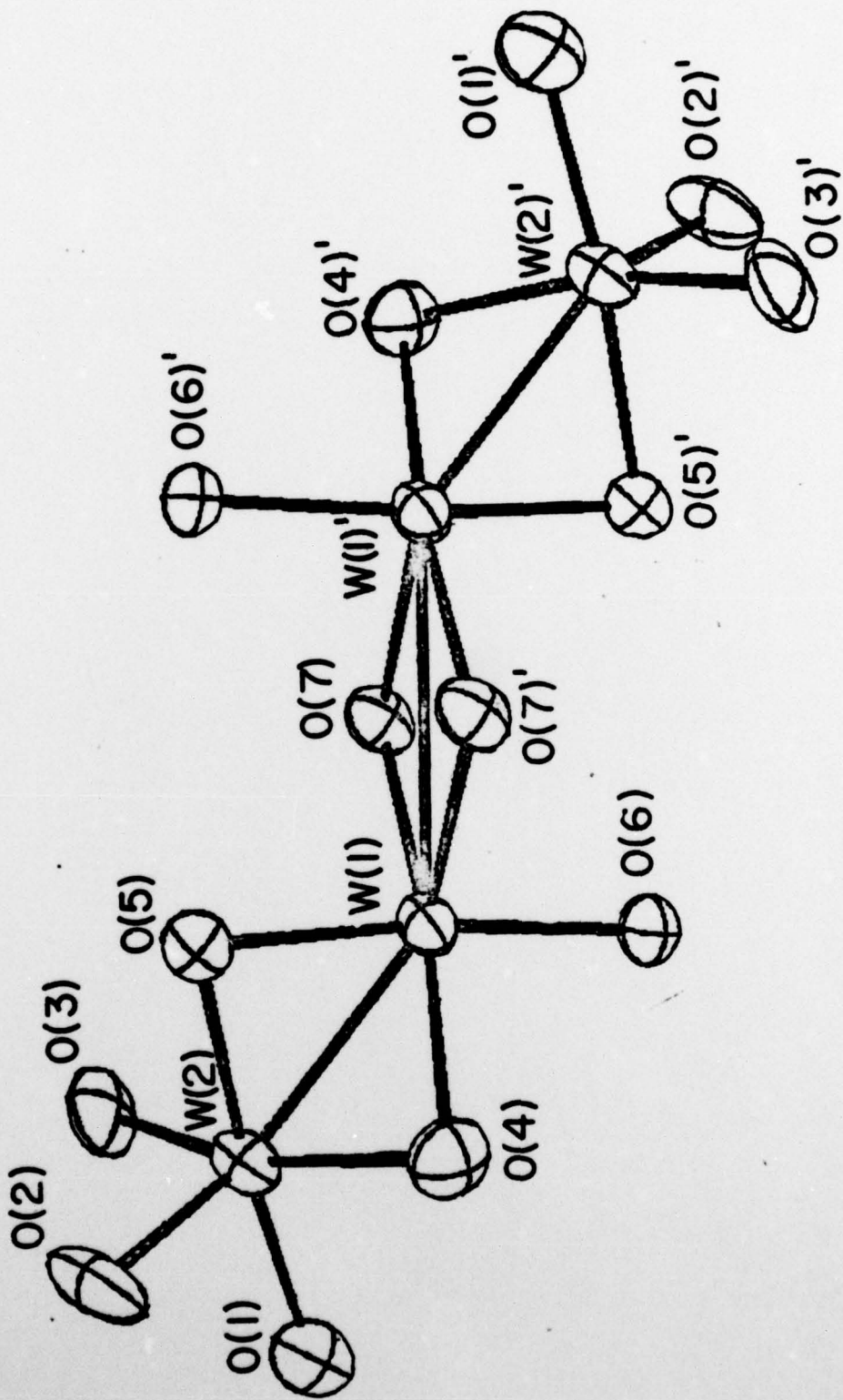


Fig. 6

Table 1. M-M Triple Bond Distances in M_2X_6 and $M_2X_2Y_4$ Compounds

Compounds	M-M Å
$Mo_2(CH_2SiMe_3)_6$	2.167(?)
$W_2(CH_2SiMe_3)_6$	2.255(2)
$Mo_2(NMe_2)_6$	2.214(3)
$W_2(NMe_2)_6$	2.294(2)
$Mo_2(OCH_2CMe_3)_6$	2.222(2)
$Mo_2Cl_2(NMe_2)_4$	2.201(2)
$W_2Cl_2(NMe_2)_4$	2.285(2)
$W_2Cl_2(NEt_2)_4$	2.301(1)
$W_2Br_2(NEt_2)_4$	2.301(2)
$W_2I_2(NEt_2)_4$	2.300(4)
$W_2Me_2(NEt_2)_4$	2.291(1)
$Mo_2Me_2(NMe_2)_4$	2.201(1)
$Mo_2(OBu^t)_4(O_2COBu^t)_2$	2.241(1)
$Mo_2(OSiMe_3)_6(HNMe_2)_2$	2.242(1)
$W_2Me_2(O_2CNEt_2)_4$	2.272(1)
$W_2(O_2CNMe_2)_6$	2.279(1)

TECHNICAL REPORT DISTRIBUTION LIST

<u>No. Copies</u>		<u>No. Copies</u>
2	Office of Naval Research Arlington, Virginia 22217 Attn: Code 472	Defense Documentation Center Building 5, Cameron Station Alexandria, Virginia 22314 12
6	Office of Naval Research Arlington, Virginia 22217 Attn: Code 102IP 1	U.S. Army Research Office P.O. Box 12211 Research Triangle Park, N.C. 27709 Attn: CRD-AA-IP 1
1	ONR Branch Office 536 S. Clark Street Chicago, Illinois 60605 Attn: Dr. Jerry Smith	Naval Ocean Systems Center San Diego, California 92152 Attn: Mr. Joe McCartney 1
1	ONR Branch Office 715 Broadway New York, New York 10003 Attn: Scientific Dept.	Naval Weapons Center China Lake, California 93555 Attn: Head, Chemistry Division 1
1	ONR Branch Office 1030 East Green Street Pasadena, California 91106 Attn: Dr. R. J. Marcus	Naval Civil Engineering Laboratory Port Hueneme, California 93041 Attn: Mr. W. S. Haynes 1
1	ONR Branch Office 760 Market Street, Rm. 447 San Francisco, California 94102 Attn: Dr. P. A. Miller	Professor O. Heinz Department of Physics & Chemistry Naval Postgraduate School Monterey, California 93940 1
1	ONR Branch Office 495 Summer Street Boston, Massachusetts 02210 Attn: Dr. L. H. Peebles	Dr. A. L. Slafkosky Scientific Advisor Commandant of the Marine Corps (Code RD-1) Washington, D.C. 20380 1
1	Director, Naval Research Laboratory Washington, D.C. 20390 Attn: Code 6100	Office of Naval Research Arlington, Virginia 22217 Attn: Dr. Richard S. Miller 1
1	The Asst. Secretary of the Navy (R&D) Department of the Navy Room 4E736, Pentagon Washington, D.C. 20350	
1	Commander, Naval Air Systems Command Department of the Navy Washington, D.C. 20360 Attn: Code 310C (H. Rosenwasser)	

TECHNICAL REPORT DISTRIBUTION LIST

<u>No. Copies</u>	<u>No. Copies</u>
Dr. M. A. El-Sayed University of California Department of Chemistry Los Angeles, California 90024 1	Dr. G. B. Schuster University of Illinois Chemistry Department Urbana, Illinois 61801 1
Dr. M. W. Windsor Washington State University Department of Chemistry Pullman, Washington 99163 1	Dr. E. M. Eyring University of Utah Department of Chemistry Salt Lake City, Utah 1
Dr. E. R. Bernstein Colorado State University Department of Chemistry Fort Collins, Colorado 80521 1	Dr. A. Adamson University of Southern California Department of Chemistry Los Angeles, California 90007 1
Dr. C. A. Heller Naval Weapons Center Code 6059 China Lake, California 93555 1	Dr. M. S. Wrighton Massachusetts Institute of Technology Department of Chemistry Cambridge, Massachusetts 02139 1
Dr. M. H. Chisholm Princeton University Department of Chemistry Princeton, New Jersey 08540 1	Dr. M. Rauhut American Cyanamid Company Chemical Research Division Bound Brook, New Jersey 08805 1
Dr. J. R. MacDonald Naval Research Laboratory Chemistry Division Code 6110 Washington, D.C. 20375 1	

TECHNICAL REPORT DISTRIBUTION LIST

	<u>No. Copies</u>		<u>No. Copies</u>
Dr. D. A. Vroom IRT P.O. Box 80817 San Diego, California 92138	1	Dr. R. W. Vaughan California Institute of Technology Division of Chemistry & Chemical Engineering Pasadena, California 91125	1
Dr. G. A. Somorjai University of California Department of Chemistry Berkeley, California 94720	1	Dr. Keith H. Johnson Massachusetts Institute of Technology Department of Metallurgy and Materials Science Cambridge, Massachusetts 02139	1
Dr. L. N. Jarvis Surface Chemistry Division 4555 Overlook Avenue, S.W. Washington, D.C. 20375	1	Dr. M. S. Wrighton Massachusetts Institute of Technology Department of Chemistry Cambridge, Massachusetts 02139	1
Dr. W. M. Risen, Jr. Brown University Department of Chemistry Providence, Rhode Island 02912	1	Dr. J. E. Demuth IBM Corp. Thomas J. Watson Research Center P.O. Box 218 Yorktown Heights, New York 10598	1
Dr. M. H. Chisholm Princeton University Chemistry Department Princeton, New Jersey 08540	1	Dr. C. P. Flynn University of Illinois Department of Physics Urbana, Illinois 61801	1
Dr. J. B. Hudson Rensselaer Polytechnic Institute Materials Division Troy, New York 12181	1	Dr. W. Kohn University of California (San Diego) Department of Physics La Jolla, California 92037	1
Dr. John T. Yates National Bureau of Standards Department of Commerce Surface Chemistry Section Washington, D.C. 20234	1	Dr. R. L. Park Director, Center of Materials Research University of Maryland College Park, Maryland 20742	1
Dr. Theodore E. Madey Department of Commerce National Bureau of Standards Surface Chemistry Section Washington, D.C. 20234	1		
Dr. J. M. White University of Texas Department of Chemistry Austin, Texas 78712	1		

TECHNICAL REPORT DISTRIBUTION LIST

<u>No. Copies</u>			<u>No. Copies</u>	
	Dr. W. T. Peria Electrical Engineering Department University of Minnesota Minneapolis, Minnesota 55455	1	Dr. Leonard Wharton James Franck Institute Department of Chemistry 5640 Ellis Avenue Chicago, Illinois 60637	1
	Dr. Narkis Tzoar City University of New York Convent Avenue at 138th Street New York, New York 10031	1	Dr. M. G. Lagally Department of Metallurgical and Mining Engineering University of Wisconsin Madison, Wisconsin 53706	1
	Dr. Chia-wei Woo Northwestern University Department of Physics Evanston, Illinois 60201	1	Dr. Robert Gomer James Franck Institute Department of Chemistry 5640 Ellis Avenue Chicago, Illinois 60637	1
	Dr. D. C. Mattis Yeshiva University Physics Department Amsterdam Avenue & 185th Street New York, New York 10033	1	Dr. R. F. Wallis University of California (Irvine) Department of Physics Irvine, California 92664	1
	Dr. Robert M. Hexter University of Minnesota Department of Chemistry Minneapolis, Minnesota 55455	1		

TECHNICAL REPORT DISTRIBUTION LIST

<u>No. Copies</u>	<u>No. Copies</u>
Dr. R. M. Grimes University of Virginia Department of Chemistry Charlottesville, Virginia 22901 1	Dr. W. Hatfield University of North Carolina Department of Chemistry Chapel Hill, North Carolina 27514 1
Dr. M. Tsutsui Texas A&M University Department of Chemistry College Station, Texas 77843 1	Dr. D. Seyferth Massachusetts Institute of Technology Department of Chemistry Cambridge, Massachusetts 02139 1
Dr. C. Quicksall Georgetown University Department of Chemistry 37th & O Streets Washington, D.C. 20007 1	Dr. M. H. Chisholm Princeton University Department of Chemistry Princeton, New Jersey 08540 1
Dr. M. F. Hawthorne University of California Department of Chemistry Los Angeles, California 90024 1	Dr. B. Foxman Brandeis University Department of Chemistry Waltham, Massachusetts 02154 1
Dr. D. B. Brown University of Vermont Department of Chemistry Burlington, Vermont 05401 1	Dr. T. Marks Northwestern University Department of Chemistry Evanston, Illinois 60201 1
Dr. W. B. Fox Naval Research Laboratory Chemistry Division Code 6130 Washington, D.C. 20375 1	Dr. G. Geoffrey Pennsylvania State University Department of Chemistry University Park, Pennsylvania 16802 1
Dr. J. Adcock University of Tennessee Department of Chemistry Knoxville, Tennessee 37916 1	Dr. J. Zuckerman University of Oklahoma Department of Chemistry Norman, Oklahoma 73019 1
Dr. A. Cowley University of Texas Department of Chemistry Austin, Texas 78712 1	