

AD-A047 587


DELAWARE UNIV NEWARK DEPT OF CIVIL ENGINEERING  
RANDOM WATER WAVES ON BEACHES.(U)  
AUG 77 C Y YANG, M A TAYFUN, R A DALRYMPLE  
OCEAN ENGINEERING-16

F/G 8/3

UNCLASSIFIED

N00014-76-C-0412  
NL

OFF  
AD  
A047587



END  
DATE  
FILMED  
78  
DDC

6

# RANDOM WATER WAVES ON BEACHES

AD A 0 47587

Part I: Spectral Transformation by C. Y. Yang and Y. H. Chen

Part II: Linear Random Waves on Water of Nonuniform Depth by M. A. Tayfun

Part III: Random Wave-Current Interactions in Water of Varying Depth by M. A. Tayfun, R. A. Dalrymple and C. Y. Yang



DDC  
REGISTERED  
DEC 14 1977  
F

Ocean Engineering Report No. 16

August 1977

Department of Civil Engineering  
University of Delaware  
Newark, Delaware

AD No. \_\_\_\_\_  
DDC FILE COPY

see 1473

Sponsored by the Office of Naval Research under Contract Number N00014-76-C-0412.

DISTRIBUTION STATEMENT A  
Approved for public release;  
Distribution Unlimited

SPECTRAL TRANSFORMATION OF  
RANDOM WATER WAVES ON BEACHES

C. Y. Yang and Y. H. Chen\*

1. Introduction

This paper presents the mathematical derivation and physical interpretation of the formula governing the change of energy as random waves propagate on beaches from deep water towards the shoreline. The energy change is characterized by the wave spectral density. The problem is limited to linear, one-dimensional steady waves directed normally to a beach of constant slope. In the wave field it is further assumed that there is no wave reflection from the shoreline; no energy input from wind and dissipation from turbulence and no wave-wave interaction.

In five parts the paper first reviews some relevant results of the deterministic wave theory and then examines the classical result of Longuet-Higgins (1) on the transformation of a continuous wave spectrum based on the concept of the conservation of energy flux and the concept of random noise by Rice (2).

To improve on Longuet-Higgins' significant but approximate result where the local slope of the beach is assumed to be horizontal, the more accurate theory by Friedrichs (3) for deterministic waves is used to study the random wave problem.

The basic idea is to determine wave energy changes directly from the exact solution for the wave surface  $\eta$ . This simple approach is possible because the exact solution  $\eta$  for the sloping beach gives the spatial variation in wave amplitude which is not provided by the wave solution for a flat bottom. It is shown that for small beach slopes, the asymptotic solution of Friedrichs leads to the formula governing the transformation of random wave spectrum that is in complete agreement with that of the approximate theory by Longuet-Higgins.

For beach slopes that are not small, a new formula for the wave spectrum

---

\* Professor (Senior Author) and Research Fellow respectively, Department of Civil Engineering, University of Delaware, Newark, Delaware 19711.

transformation is derived by extending Stoker's (4) exact solution for deterministic waves to a random wave field. Numerical results based on the new formula are obtained and presented along with those by Longuet-Higgins.

## 2. Review of Deterministic Water Waves

Consider a one-dimensional, linear, progressive single wave in water of uniform depth  $h$ . The wave surface with amplitude  $a$ , wave number  $k$ , frequency  $\sigma$ , and phase angle  $\theta$  may be denoted by

$$\eta(x,t) = a \cos(kx + \sigma t + \theta) \quad (1)$$

The wave energy per unit horizontal surface area is

$$E = \frac{1}{2} \rho g a^2 \quad (2)$$

When such a single wave steadily propagates from deep water, in a normal direction, towards the beach with a uniform beach slope and when it is assumed that there is no energy input from wind and no dissipation due to turbulence within the wave field, then the energy flux must be conserved. That is,

$$EC = E_{\infty} C_{\infty} \quad (3)$$

where  $C$  is the group velocity and the subscript  $\infty$  denotes the quantity in deep water.

The above results for a single wave can be extended to a multiple of  $n$  single waves. Let the combined wave surface be denoted by  $\zeta(x,t)$ . Then the wave surface and the energy equations are

$$\zeta(x,t) = \sum_n a_n \cos(k_n x + \sigma_n t + \theta_n) \quad (4)$$

$$E = \frac{1}{2} \rho g \sum_n a_n^2 \quad (5)$$

where the subscript n denotes the nth component wave.

### 3. Longuet-Higgins' Approximate Theory (1957)

Consider a random progressive wave surface  $\eta(x,t)$  denoted by the same equation (1) except that in this case the phase angle  $\theta$  is a random variable, distributed uniformly in  $(0, 2\pi)$ . Thus  $\eta(x,t)$  is a random process. Note that for this random wave model, however, Eqs. (2) and (3) remain valid since the energy and the group velocity for each wave sample are independent of the random phase. All wave samples have equal energy  $E$  and group velocity  $C$  so that these quantities can be considered as ensemble mean values. The ensemble mean for the random process  $\eta(x,t)$  is zero and the variance

$$\text{Var}[\eta(x,t)] = \overline{\eta^2(x,t)} = \frac{1}{2} a^2 \quad (6)$$

where the bar over the symbol denotes ensemble average. Consequently, in view of Eqs. (2) and (6) the variance or the ensemble mean square surface represents the wave energy  $E$  except for the constant  $\rho g$ . This connection leads to the familiar concept of an energy spectrum density. Thus if  $S(k)$  is defined by

$$S(k)\Delta k = \text{Var}[\eta(x,t)] \sim E \quad (7)$$

it represents the energy density associated with random waves of wave number  $k$ , or simply the wave number spectrum. Using the equation for the conservation of energy flux, Eq. (3), yields the following formula,

$$S(k)\Delta k C = S_{\infty}(k_{\infty})\Delta k_{\infty} C_{\infty} \quad (8)$$

If it is assumed that the frequency  $\sigma$  is constant, then the ratio of the group velocities  $C_{\infty}$  to  $C$  is equal to that of the wave number increment  $\Delta k$  to  $\Delta k_{\infty}$ .

<b>A</b>	Dist. No.	BY	INVESTIGATOR	DATE
	Dist. No.	BY	INVESTIGATOR	DATE
	Dist. No.	BY	INVESTIGATOR	DATE
	Dist. No.	BY	INVESTIGATOR	DATE

and in this way Longuet-Higgins' important formula may be obtained (1) as

$$S(k) = S_{\infty}(k_{\infty}) \quad (9)$$

for the conservation of wave number spectrum. This conservation formula for the single random wave model, Eq. (1), with a single random phase angle,  $\theta$ , applies to a multiple of  $n$  random waves defined by Eqs. (4) and (5), which can be shown as follows.

Let it be assumed that the random phase angles  $\theta_n$  in Eq. (4) are independently and uniformly distributed in  $(0, 2\pi)$ . Then for the combined wave surface the ensemble mean is zero and the variance

$$\text{Var}[\zeta(x,t)] = \overline{\zeta^2(x,t)} = \sum_n \frac{1}{2} a_n^2 \quad (10)$$

so that the wave energy associated with the component random wave of wave number  $k_n$  is  $S(k_n)\Delta k$ . It is again governed by the relation for the conservation of energy flux, Eq. (8), but under the additional assumption of independent propagation for all component waves. Finally, under the same assumption of constant frequency  $\sigma_n$  for each component wave, the same formula Eq. (9) for the conservation of the wave number spectrum holds.

Thus, it is shown that under the assumption of no wave-wave interaction, the spectrum transformation relation for the random multiple wave model can be derived from a single random wave model. This simplification is used in the following analysis.

The theory is considered approximate because the basic wave surface Eq. (1) and the group velocity  $C$  are derived under the assumption of a flat bottom. This assumption is removed in the following.

#### 4. Random Waves on a Shallow Sloping Beach

For a shallow sloping beach, Friedrichs' asymptotic solution (3, p. 114) for a progressive wave is given by, (Figure 1),

$$\eta(x,t) = 2k_{\infty}^{-1} A(\lambda) \text{Sin}\{\omega^{-1}K(\lambda) + \sigma_{\infty}t + \frac{\pi}{4}\} \quad (11)$$

where  $\omega$  is the small beach angle,  $\lambda$  is the ratio of pseudo wave length at  $x$  to that at  $x \rightarrow \infty$  and

$$\omega x k_{\infty} = \lambda \tanh^{-1} \lambda \quad (12)$$

$$A(\lambda) = \sqrt{\frac{2\pi\omega}{j(\lambda)}} \quad (13)$$

$$j(\lambda) = \lambda + (1 - \lambda^2) \tanh^{-1} \lambda \quad (14)$$

$$K(\lambda) = \tanh^{-1} \lambda + \int_0^{\lambda} \tanh^{-1} \frac{dv}{v} \quad (15)$$

In deep water,  $\omega x \rightarrow \infty$

$$\eta(x,t) = 2k_{\infty}^{-1} \sqrt{2\pi\omega} \text{Sin}(k_{\infty}x + \sigma_{\infty}t + \frac{\pi^2}{8\omega} - \frac{\pi}{4}) \quad (16)$$

The term pseudo wave length is used because the wave solution Eq. (11) does not have a wave number term. Consequently only an approximate or pseudo wave length can be defined. Using such a definition for  $\lambda$  in Eq. (12) leads to the well-known dispersion relation for small beach angle,  $\omega$ .

Since the governing equation for the wave field and the boundary conditions are linear and homogeneous, a phase angle  $\theta$  can be introduced in Eqs. (11) and (16) to form the following modified solution,

$$\eta(x,t) = 2k_{\infty}^{-1} A(\lambda) \text{Sin}\{\omega^{-1}K(\lambda) + \sigma_{\infty}t + \frac{\pi}{4} + \theta\} \quad (17)$$

and for  $\omega x \rightarrow \infty$

$$\eta(x,t) = 2k_{\infty}^{-1} \sqrt{2\pi\omega} \sin\left\{k_{\infty}x + \sigma_{\infty}t + \frac{\pi}{8\omega} - \frac{\pi}{4} - \theta\right\} \quad (18)$$

Consider now that the phase angle is random with uniform distribution in  $(0, 2\pi)$ . Then the variance, the spectrum and the transformation for the spectrum can be derived as follows. From Eq. (17) and by definition,

$$\text{Var}[\eta(x,t)] = 4k_{\infty}^{-2} A^2(\lambda) = S(k)\Delta k \quad (19)$$

From Eq. (18)

$$\text{Var}[\eta(x,t)] = 8k_{\infty}^{-2}\pi\omega = S_{\infty}(k_{\infty})\Delta k_{\infty} \quad (20)$$

Dividing Eq. (19) by Eq. (20) yields

$$S(k) = S_{\infty}(k_{\infty}) \frac{A^2(\lambda)}{2\pi\omega} \frac{dk_{\infty}}{dk} \quad (21)$$

Using the definitions of  $\lambda$ ,  $A(\lambda)$ ,  $j(\lambda)$  and Eq. (12), the above equation is reduced to

$$S(k) = S_{\infty}(k_{\infty}) \quad (22)$$

Thus it is shown that based on Friedrichs' asymptotic solution for a shallow sloping beach, the transformation relation for wave number spectrum can be derived directly without the assumption of a flat bottom. The result (Eq. (22)) for shallow slopes agree completely with that from Longuet-Higgins' approximate theory, Eq. (9). The condition of the energy flux conservation and thus the group velocity are not needed in the derivation.

##### 5. Random Waves on Non-Shallow Sloping Beach

For a non-shallow sloping beach of  $45^\circ$ , Stoker's exact solution (4, p. 24) are given by two potential functions, a regular function  $\psi_1(x,0,t)$  and a singular function  $\psi_2(x,0,t)$ ,

$$\psi_1(x,0,t) = \frac{\pi}{\sqrt{2}} e^{it} [e^{-x} + \cos x - \sin x] \quad (23)$$

$$\begin{aligned} \psi_2(x,0,t) &= \frac{e^{it}}{\sqrt{2}} \{C_i(x) [\sin x - \cos x] - [\frac{\pi}{2} + S_i(x)] \\ &\quad [\cos x + \sin x] - e^{-x} E_i(x)\} \end{aligned} \quad (24)$$

where for simplicity all quantities in the above two equations and the following equations up to Eq. (30) are dimensionless with  $x$  defined as the product of the horizontal dimensional coordinate and the wave number,  $k_\infty$ ; and  $t$  as that of the dimensional time and the frequency  $\sigma_\infty$ ;  $S_i(x)$ ,  $C_i(x)$  and  $E_i(x)$  are Sine, Cosine, and exponential integral functions, respectively.

From the potential functions two standing wave surface solutions are selected. These are:

$$\begin{aligned} \eta_1(x,t) &= R_e \frac{\partial \psi_1}{\partial t} = -\psi_1(x,0,0) \sin t \\ &= -\frac{\pi}{\sqrt{2}} (e^{-x} + \cos x - \sin x) \sin t \end{aligned} \quad (25)$$

$$\begin{aligned} \eta_2(x,t) &= I_m \frac{\partial \psi_2}{\partial t} = \psi_2(x,0,0) \cos t \\ &= \frac{1}{\sqrt{2}} \{C_i(x) [\sin x - \cos x] - [\frac{\pi}{2} + S_i(x)] [\cos x + \sin x] \\ &\quad - e^{-x} E_i(x)\} \cos t \end{aligned} \quad (26)$$

These standing waves can be combined as follows, using  $\psi_1(x) = \psi_1(x,0,0)$  and  $\psi_2(x,0,0) = \psi_2(x)$ ,

$$\eta(x,t) = -\frac{1}{\pi} [-\psi_1(x) \sin t] - \frac{1}{\pi} [\psi_2(x) \cos t] \quad (27)$$

which, as  $x \rightarrow \infty$ , reduces to a simple progressive wave given by

$$\begin{aligned} \eta(x,t)_{x \rightarrow \infty} &= \frac{1}{\sqrt{2}} (\cos x - \sin x) \sin t + \frac{1}{\sqrt{2}} (\cos x + \sin x) \cos t \\ &= \sin(x + t + \frac{\pi}{4}) \end{aligned} \quad (28)$$

As in the previous section, a phase angle  $\theta$  is now introduced to obtain the modified wave solutions,

$$\eta(x,t) = \frac{1}{\pi} \psi_1(x) \sin(t + \theta) - \frac{1}{\pi} \psi_2(x) \cos(t + \theta) \quad (29)$$

$$\eta(x,t)_{x \rightarrow \infty} = \sin(x + t + \frac{\pi}{4} + \theta) \quad (30)$$

Having established the wave solutions in proper forms, the phase angle  $\theta$  is now considered to be a random variable with uniform distribution in  $(0, 2\pi)$ . Then from Eq. (29) and by definition,

$$\text{Var}[\eta(x,t)] = \frac{1}{2} \left[ \frac{1}{\pi} \psi_1^2(x) + \frac{1}{\pi} \psi_2^2(x) \right] = S(k) \Delta k \quad (31)$$

From Eq. (30)

$$\text{Var}[\eta(x,t)_{x \rightarrow \infty}] = \frac{1}{2} = S_\infty(k_\infty) \Delta k_\infty \quad (32)$$

$$\text{Hence } S = S_\infty(k_\infty) B(x) \frac{dk_\infty}{dk} \quad (33)$$

$$\text{where } B(x) = \frac{1}{\pi} [\psi_1^2(x) + \psi_2^2(x)] \quad (34)$$

The transformation relation of wave number spectrum for random water waves on a non-shallow sloping beach of  $45^\circ$  is thus established by Eq. (33), based on Stoker's exact solution. Again, as shown previously, the single random wave solution is applicable to a sum of many random wave components under the assumption of independent phase angles  $\theta_n$  and independent wave propagation. A comparison of Eq. (33) with Longuet-Higgins' solution, Eq. (9), shows that the correction to the approximate theory is the product  $B(x)(dk_\infty/dk)$ .

Note that since only the ratio of the variances is relevant in Eqs. (31) and (32),  $S(k)$ ,  $\Delta k$ ,  $S_\infty(k_\infty)$ ,  $\Delta k_\infty$  and all quantities to be used hereafter, with the exception of  $\psi_1(x)$  and  $\psi_2(x)$ , can be considered as dimensional for simple physical interpretation.

## 6. Numerical Results

Since the dispersion relation,  $k_\infty = k \tanh kh$  where  $h$  is the water depth, is no longer applicable in the exact solution, it is very difficult to calculate accurately the term  $dk_\infty/dk$  in Eq. (33). Furthermore, in practical applications, the wave frequency spectrum  $S(\sigma)$  is generally preferable over the wave number spectrum. Therefore, it is useful to examine the alternate form  $S(\sigma)$ . Using the frequency spectrum in Eqs. (31) and (32) yields

$$\text{Var}[\eta(x,t)] = \frac{1}{2\pi^2} [\psi_1^2(x) + \psi_2^2(x)] = S(\sigma)\Delta\sigma \quad (35)$$

$$\text{Var}[\eta(\infty,t)] = \frac{1}{2} = S_\infty(\sigma)\Delta\sigma \quad (36)$$

where the same assumption  $\sigma = \sigma_\infty$  is used as before. From these equations, the alternate relation for wave energy transformation is obtained as

$$S(\sigma) = \frac{1}{\pi} [\psi_1^2(x) + \psi_2^2(x)] S_\infty(\sigma) = B(x)S_\infty(\sigma) \quad (37)$$

This form is clearly superior than that with the wave number spectrum  $S(k)$ , for the troublesome term  $dk_\infty/dk$  is no longer needed. In terms of  $S(\sigma)$ , Longuet-Higgins' approximate solution, Eq. (9), becomes

$$S(\sigma) = \frac{C_\infty}{C} S_\infty(\sigma) = \frac{dk}{dk_\infty} S_\infty(\sigma) \quad (38)$$

where the term  $dk/dk_\infty$  can be easily calculated according to the dispersion relation of the linear wave theory for a flat bottom, which is consistent with the approximate theory.

The new transformation factor  $B(x)$  in Eq. (37) is plotted in Figure 1 together with the factor  $dk/dk_\infty$  in Eq. (38) which is equal to  $C_\infty/C$  and also to  $E/E_\infty$  according to the approximate theory.

## 7. Conclusion

A new formula Eq. (37) is derived for the change of wave energy as random waves from deep water propagate toward the beach. This formula is considered to be an improvement to the well-known one by Longuet-Higgins because the assumption of a flat bottom locally is removed. The basic idea is to use the spatial variation of the wave amplitude from the exact solution of Stoker in the derivation of wave energy rather than the concept of conservation of energy flux.

For a shallow sloping beach, it is shown that the formula derived from Friedrichs' asymptotic solution agrees completely with that by Longuet-Higgins. For a non-shallow sloping beach of  $45^\circ$ , numerical results are computed from the explicit new formula and compared with that by Longuet-Higgins. The comparison shows a general agreement in their spatial variations. The quantitative difference between them is within about 8 percent.

### ACKNOWLEDGMENT

The financial support of this work by the Office of Naval Research under contract N00014-76-C-0412 with the University of Delaware is gratefully acknowledged. Comments by Dr. Robert Dean of the Civil Engineering Department and by Dr. Carlos Lozanos of the Mathematics Department are appreciated.

REFERENCES

1. Longuet-Higgins, M.S., (1957) On the transformation of a continuous spectrum by refraction, Proc. Camb. Phil. Soc., 53(1), pp. 226-229.
2. Rice, S. O. (1944), The mathematical analysis of random noise, Bell System Tech. Jour., Vol. 23, pp. 282-332, and (1945), Ibid., Vol. 24, pp. 46-156. Also, in Selected Papers in Noise and Stochastic Processes. Dover, New York.
3. Friedrichs, K. O., (1948) Water waves on a shallow sloping beach, Comm. Pure and Appl. Math., 1, pp. 109-134.
4. Stoker, J. J., (1947) Surface waves in water of variable depth, Quarterly of Appl. Math., 5, pp. 1-54.

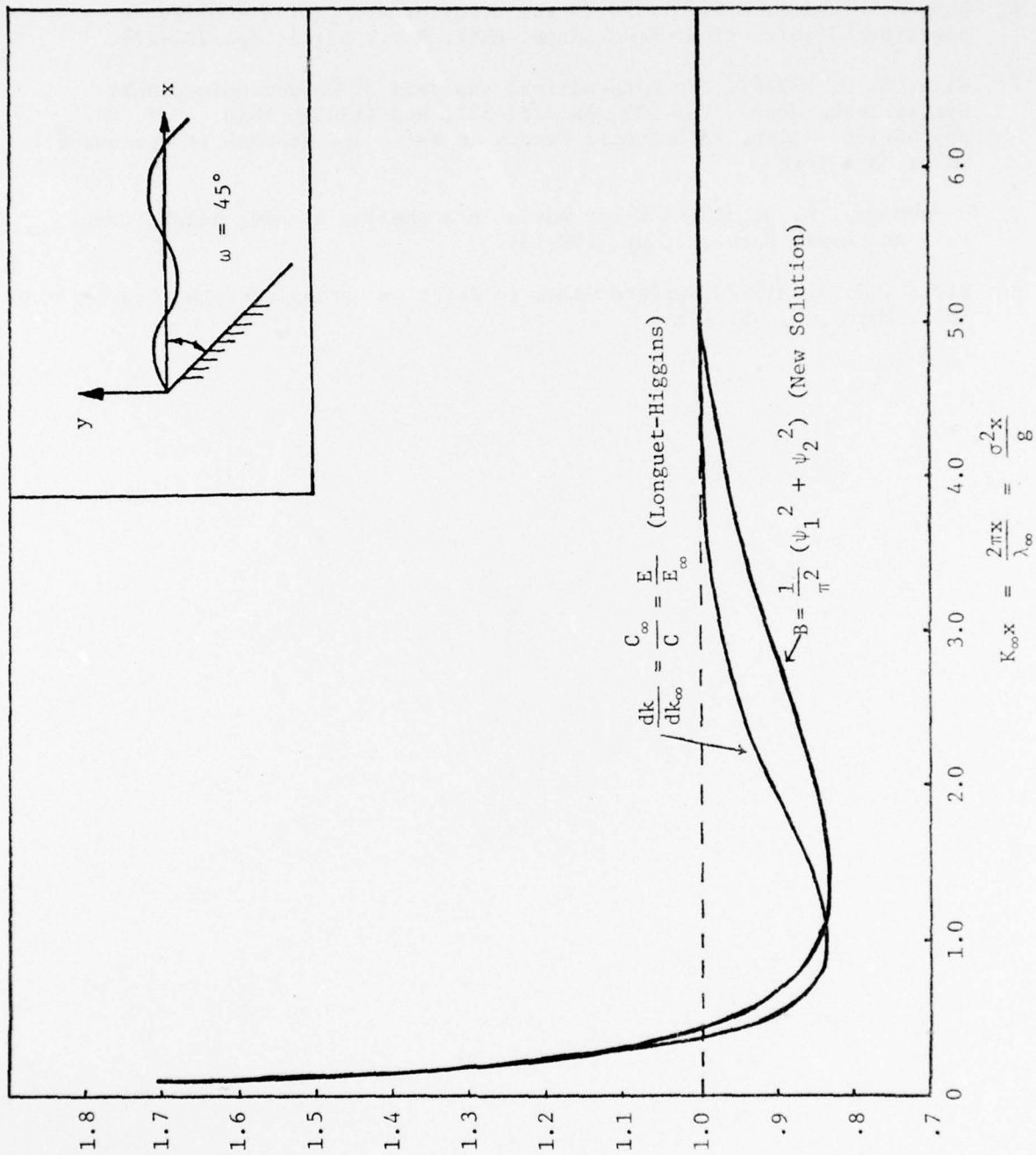


Figure 1 Transfer functions  $B(x)$  and  $dk/dk_\infty$  for beach of angle  $45^\circ$ .

LINEAR RANDOM WAVES ON WATER OF NONUNIFORM DEPTH

Mehmet Aziz Tayfun

A Status Report

to

Geography Programs of the Office of Naval Research

Contract No. N00014-76-C-0412

May, 1976

Department of Civil Engineering  
University of Delaware  
Newark, Del. 19711

#### ACKNOWLEDGMENTS

The financial support for this work was provided by the Geography-- Programs of the Office of Naval Research under Contract No. N00014-76-C-0412 with the University of Delaware. The author gratefully acknowledges the guidance and encouragement given to him by the project manager, Dr. Cheng Yi Yang, Professor of Civil Engineering and College of Marine Studies. Thanks are also due to Dr. Robert A. Dalrymple, who pointed out an approximation used in the prediction of shallow water spectra, and to Mr. Jen-Men W. Lo, a capable graduate student, who helped the author in various numerical computations.

Last but not least, many thanks are due to Mrs. Sue Sulpizi, who courageously endured the author's unrealistic demands in the typing of this work, and successfully accomplished getting through the mesh of formulae with her sanity intact. To her, this work is dedicated.

TABLE OF CONTENTS

	<u>Page</u>
Acknowledgments . . . . .	2
Summary . . . . .	4
Introduction . . . . .	5
Definitions and Analysis . . . . .	6
Spatial Dependency . . . . .	14
Inhomogeneous Free Surface Spectra . . . . .	18
Spectral Prediction in Shallow Water . . . . .	23
Real Representations . . . . .	30
Probability Structure and Envelope Process . . . . .	33
Concluding Remarks . . . . .	41
Bibliography . . . . .	42
Appendix A - Derivation of Coefficient $dC^{(1)}$ . . . . .	44
Appendix B - Coordinate Transformations and Derivation of Equation (32) . . . . .	46
Appendix C - Proof of Gaussian Property . . . . .	49

## LINEAR RANDOM WAVES ON WATER OF NONUNIFORM DEPTH

### SUMMARY

Propagation of random gravity waves on water of variable depth is examined to incorporate nonuniform bottom effects explicitly into known random wave models assuming a locally flat bottom. The methodology is the same WKB approximation previously employed by Mei, et al. [1968] and Chu and Mei [1970] in the case of monochromatic waves. However, attention is restricted to the linear case and concepts are extended to incoherent random waves which admit an orthogonal spectral representation. This is shown to be valid in a slowly varying inhomogeneous medium just as in a homogeneous case. Nonuniformities in depth introduce a skewness in the free surface whereas, to the same order, the corresponding spectral density remains unchanged. Refractive transformation of continuous spectra is re-examined emphasizing a simplified approach for applications. This is demonstrated with an approximate closed form solution valid for spectral predictions in shallow water. Finally, an inhomogeneous Gaussian wave model is considered. Associated envelope and wave height distributions are derived.

## INTRODUCTION

As waves propagate from a homogeneous region such as deep water into a region with uneven underwater topography, their characteristics vary spatially. Prediction of such variations has been systematically investigated in the case of monochromatic waves by several investigators using an approach known as the WKB approximation [see, e.g., Mei, et al. 1968; Chu and Mei, 1970]. The basis of this approach is an asymptotic expansion of the governing equations of wave motion in powers of a small parameter  $\epsilon$  which characterizes the slow variation of the still water depth. Formally,  $\epsilon$  is proportional to the fractional changes in water depth over a given wavelength for steady state. Partial reflections that always occur at changes in the medium are neglected. However, these are known to be exponentially small. This approach leads to the derivation of a multitude of results on the spatial variation of kinematic-dynamic wave properties in a systematic manner directly through the governing equations of wave motion in contrast with previous wave theories which consider the bottom to be horizontal locally, dealing with the actual depth variation afterwards indirectly through conservation of energy flux.

The motivation here is to apply the WKB approximation to incoherent random waves. To establish the corresponding results in this case, ideas due to Mei, et al. [1968] and Chu and Mei [1970] will be freely drawn on. However, attention is focused to linear waves, and the primary emphasis

is probabilistic with a view to establishing a spatially inhomogeneous random wave model. In the first section, various definitions and formulation of the WKB approximation is summarized, closely following the work of Chu and Mei [1970] with the free surface and the appropriate velocity potential expressed in a continuous spectral form. Subsequently, spatial variations of random amplitudes and free surface spectra, and the explicit effect of an uneven bottom on the free surface and its probability structure are examined. Finally, the probability distribution of wave heights is derived for a Gaussian free surface without any inherent bandwidth constraints on the associated spectral density.

#### DEFINITIONS AND ANALYSIS

Consider the steady state linear wave propagation-refraction problem, using a coordinate system in which  $x$  and  $y$  represent the horizontal cartesian coordinates fixed at still water level with the  $z$ -axis pointing upwards. Letting  $\phi(\underline{x}, z, t)$ ,  $\eta(\underline{x}, t)$  and  $h(\underline{x})$ , where  $\underline{x} = (x, y)$ , denote respectively the velocity potential, the free surface and the still water depth, the problem is governed by

$$\begin{aligned}
 \nabla^2 \phi + \phi_{zz} &= 0 & , & & -h(\underline{x}) \leq z \leq 0 \\
 g\eta + \phi_t &= 0 & , & & z = 0 \\
 \eta_t + \phi_z &= 0 & , & & z = 0 \\
 \phi_z + \underline{\nabla}h \cdot \underline{\nabla}\phi &= 0 & , & & z = -h(\underline{x})
 \end{aligned}
 \tag{1 a,b,c,d}$$

In the above,  $\underline{\nabla} = (\partial/\partial x, \partial/\partial y, 0)$  represents the horizontal gradient operator, and  $\nabla^2 = \underline{\nabla} \cdot \underline{\nabla}$ . It is assumed that the still water depth  $h(\underline{x})$  varies slowly over the distance of a given wavelength,  $\lambda$ . This spatial variation is formally characterized by a parameter  $\epsilon$  such that

$$\epsilon = O(|\underline{\nabla}h|/kh) \ll 1 \quad (2)$$

where  $k = 2\pi/\lambda$  is the wave number. In this manner, we can introduce the following slowly varying variables:

$$\underline{\tilde{x}} = (\tilde{x}, \tilde{y}) = \epsilon \underline{x} \quad , \quad \tilde{z} = z \quad , \quad \tilde{t} = \epsilon t \quad (3)$$

The governing equations can now be rewritten, after combining (1b) and (1c), in the form

$$\begin{aligned} \epsilon^2 \tilde{\nabla}^2 \phi + \phi_{\tilde{z}\tilde{z}} &= 0 \quad , \quad -h(\underline{\tilde{x}}) \leq \tilde{z} \leq 0 \\ \phi_{\tilde{t}\tilde{t}} - g\phi_{\tilde{z}} &= 0 \quad , \quad \tilde{z} = 0 \\ \phi_{\tilde{z}} + \epsilon^2 \tilde{\nabla}h \cdot \tilde{\nabla}\phi &= 0 \quad , \quad \tilde{z} = -h(\underline{\tilde{x}}) \end{aligned} \quad (4 \text{ a,b,c})$$

where  $\tilde{\nabla} = (\underline{\nabla}/\epsilon) = (\partial/\partial \tilde{x}, \partial/\partial \tilde{y}, 0)$ .

A random wave field which is stationary in time,  $\tilde{t}$ , and inhomogeneous in the horizontal space,  $\underline{\tilde{x}}$ , can be represented by

$$\eta(\underline{\tilde{x}}, \tilde{t}) = \int_{\underline{k}, \omega} dA(\underline{k}, \omega, \underline{\tilde{x}}) \exp(i\chi/\epsilon) \quad (5a)$$

with an associated velocity potential in the form

$$\phi(\tilde{\underline{x}}, \tilde{z}, \tilde{t}) = \int_{\underline{k}, \omega} dB(\underline{k}, \omega, \tilde{\underline{x}}, \tilde{z}) \exp(i\chi/\epsilon) \quad (5b)$$

The phase function

$$\chi(\tilde{\underline{x}}, \tilde{t}) = \int^{\tilde{\underline{x}}} \underline{k} \cdot d\underline{x} - \omega \tilde{t} \quad (6)$$

defines the horizontal vector wave number  $\underline{k} = (k_1, k_2)$  and frequency,  $\omega$ :

$$\underline{k}(\tilde{\underline{x}}) = \tilde{\nabla}_{\underline{x}} \chi, \quad \omega = -\chi_{\tilde{t}} \quad (7 \text{ a,b})$$

such that

$$\tilde{\nabla}_{\underline{x}} \underline{k} = 0 \quad \text{and} \quad \tilde{\nabla}_{\omega} = 0 \quad (8 \text{ a,b})$$

It is noted that  $A(\underline{k}, \omega, \tilde{\underline{x}})$  and  $B(\underline{k}, \omega, \tilde{\underline{x}}, \tilde{z})$  in (5 a,b) are random amplitude processes which are of central importance to the specification of the wave field. For a spatially homogeneous wave field, both A and B become independent of  $\tilde{\underline{x}}$  and constitute the usual Fourier-Stieljes representations for the free surface  $\eta$  and the velocity potential  $\phi$ . In particular, the covariance matrices of the increments  $dA$  and  $dB$  are diagonal entirely as a consequence of the homogeneity condition. This so-called orthogonality property would not strictly be true for a spatially inhomogeneous wave field unless the amplitudes A and B can be regarded as slowly varying functions of  $\tilde{\underline{x}}$  such that, corresponding to a gradual variation in depth, h,

the fractional changes in A and B over a given wavelength are much smaller than unity. The orthogonality property is then approximately valid so that

$$\begin{aligned} E\{dA(\underline{k}, \omega, \underline{\tilde{x}}) dA^*(\underline{k}', \omega', \underline{\tilde{x}})\} &= \psi(\underline{k}, \omega, \underline{\tilde{x}}) \delta \underline{k} d\omega, & (k = k', \omega = \omega') \\ &= 0, & \text{otherwise} \end{aligned} \quad (9)$$

where  $E\{\cdot\}$  denotes a probability or ensemble average for the argument, and  $\delta \underline{k} = dk_1 dk_2$  as a shorthand notation. The function  $\psi$  is the inhomogeneous spectral density representing locally the density of contributions to the mean square surface deformation, i.e.,

$$E\{|\eta|^2\} = \int_{\underline{k}, \omega} \psi(\underline{k}, \omega, \underline{\tilde{x}}) \delta \underline{k} d\omega \quad (10)$$

It is assumed that the random differentials  $dA$  and  $dB$  admit the following expansions of WKB type [see, e.g., Chu and Mei, 1970]:

$$dA = \sum_{j=0}^{\infty} \epsilon^j dA^{(j)}(\underline{k}, \omega, \underline{\tilde{x}}), \quad dB = \sum_{j=0}^{\infty} \epsilon^j dB^{(j)}(\underline{k}, \omega, \underline{\tilde{x}}) \quad (11 \text{ a, b})$$

where, for a fixed  $j$ ,  $dA^{(j)}$  and  $dB^{(j)}$  are related to one another through (1b) in the form

$$dA^{(j)}(\underline{k}, \omega, \underline{\tilde{x}}) = 1(\omega/g) dB^{(j)}(\underline{k}, \omega, \underline{\tilde{x}}, 0) \quad (12)$$

Substitutions of (11) and (5) into (4 a,b,c) yields a series of perturbation equations for the random differentials  $dB^{(j)}$ . For  $j = 0$  and 1, to which the analysis will be restricted, we have

$$\begin{aligned} dB_{\tilde{z}\tilde{z}}^{(j)} - k^2 dB^{(j)} &= R^{(j)} & , & & -h \leq \tilde{z} \leq 0 \\ g dB_{\tilde{z}}^{(j)} - \omega^2 dB^{(j)} &= 0 & , & & \tilde{z} = 0 \\ dB_{\tilde{z}}^{(j)} &= S^{(j)} & , & & \tilde{z} = -h \end{aligned} \quad (13 \text{ a,b,c})$$

where

$$\begin{aligned} R^{(0)} &= S^{(0)} = 0 \\ R^{(1)} &= -i \{ 2\underline{k} \cdot \tilde{\underline{v}} dB^{(0)} + dB^{(0)} \tilde{\underline{v}} \cdot \underline{k} \} \\ S^{(1)} &= -i \tilde{\underline{v}} h \cdot \{ \underline{k} dB^{(0)} \}_{\tilde{z} = -h} \end{aligned} \quad (14 \text{ a,b,c})$$

The corresponding solutions to (13a) and (13c) are in the form

$$\begin{aligned} dB^{(j)}(\underline{k}, \omega, \tilde{\underline{x}}, \tilde{z}) &= dC^{(j)} \cosh Q + \frac{S^{(j)}}{k} \sinh Q \\ &+ \frac{1}{k^2} \{ \sinh Q \int_0^Q R^{(j)} \cosh Q' dQ' \\ &- \cosh Q \int_0^Q R^{(j)} \sinh Q' dQ' \} \end{aligned} \quad (15)$$

where  $Q = k(\tilde{z} + h)$  and  $k = |\underline{k}|$ . On substitution from (15), (13b) becomes

$$\begin{aligned} & (k \sinh q - k_{\infty} \cosh q) \{dC^{(j)} - \frac{1}{k^2} \int_0^q R^{(j)} \sinh Q \, dQ\} \\ & + (k \cosh q - k_{\infty} \sinh q) \left\{ \frac{S^{(j)}}{k} + \frac{1}{k^2} \int_0^q R^{(j)} \cosh Q \, dQ \right\} = 0 \end{aligned} \quad (16)$$

in which  $k_{\infty} = \omega^2/g$  and  $q = kh$ . In essence, (16) provides the explicit form of the differential coefficient  $dC^{(j)}$ . For  $j = 0$ , the system (13 a,b,c) is homogeneous. In this case (1b) leads to the dispersion relation

$$k \tanh q = k_{\infty} = \omega^2/g, \quad (17)$$

which requires that  $dA^{(0)}$  and  $dB^{(0)}$  be expressed as

$$dA^{(0)} = dA^{(0)}(\underline{k}, \tilde{\underline{x}})$$

$$dB^{(0)} = dC^{(0)} \cosh Q = -i(g/\omega) dA^{(0)} \frac{\cosh Q}{\cosh q} \quad (18 \text{ a,b})$$

For  $j = 1$ , and using (14 b,c) and (15), the solution of the inhomogeneous system (13 a,b,c) yields  $dB^{(1)}$  in the form

$$dB^{(1)} = dC^{(1)} \cosh Q - i dB^{(0)} \tilde{F}(\underline{k}, \tilde{\underline{x}}, \tilde{z}) \quad (19)$$

where

$$\tilde{F}(\underline{k}, \tilde{x}, \tilde{z}) = Q(\tilde{\alpha}_1 + \tilde{\alpha}_2 \tanh Q + \tilde{\alpha}_3 Q) \quad (20)$$

with

$$\begin{aligned} \tilde{\alpha}_1 &= \frac{k}{k} \cdot \tilde{V}h \\ \tilde{\alpha}_2 &= \frac{1}{2k} \tilde{V} \cdot \left\{ \frac{k}{k} \right\} + \frac{k}{k^2} \cdot \left\{ \frac{\tilde{V}dA(0)}{dA(0)} - \tilde{V}q \tanh q \right\} \\ \tilde{\alpha}_3 &= \frac{k \cdot \tilde{V}k}{2k^3} \end{aligned} \quad (21 \text{ a,b,c})$$

In this case, by virtue of the dispersion relation (17), (16) does not provide a unique choice for the differential coefficient  $dB^{(1)}$ . This coefficient must, therefore, be chosen to give the proper limit in deep water, i.e., as  $q \rightarrow \infty$ , we must have  $dB^{(n)} = 0$  for  $n \geq 1$ . It can be shown then [see, Appendix A] that this requirement leads to the conclusion  $dB^{(1)} = 0$ , and (19) becomes

$$dB^{(1)} = -1 dB^{(0)} \tilde{F}(\underline{k}, \tilde{x}, \tilde{z}) \quad (22)$$

The preceding solution for  $dB^{(1)}$  differs from the corresponding one derived by Chu and Mei [1970]. It is believed here that this is due to an erroneous conclusion on their part as to the limiting values of the quantities involved in (19) as  $q \rightarrow \infty$ .

With the solution for  $dB^{(1)}$  at hand, it is immediate from (12) that

$$dA^{(1)} = -i dA^{(0)} \tilde{F}(\underline{k}, \underline{\tilde{x}}, 0) \quad (23)$$

and, therefore, up to the order  $O(\epsilon^2)$ :

$$\eta(\underline{\tilde{x}}, \tilde{t}) = \int_{\underline{k}} [1 - i\epsilon \tilde{F}(\underline{k}, \underline{\tilde{x}}, 0)] dA^{(0)} \exp(i\chi/\epsilon)$$

$$\phi(\underline{\tilde{x}}, \tilde{z}, \tilde{t}) = -ig \int_{\underline{k}} [1 - i\epsilon \tilde{F}(\underline{k}, \underline{\tilde{x}}, \tilde{z})] \frac{dA^{(0)} \cosh Q}{\omega \cosh q} \exp(i\chi/\epsilon) \quad (24 \text{ a, b})$$

It will be expedient from now on to work with the original variables  $(\underline{x}, z, t)$ . Noting that  $\underline{v} = \epsilon \tilde{\underline{v}}$ , we define  $\alpha_j = \epsilon \tilde{\alpha}_j$  ( $j = 1, 2, 3$ ),  $F(\underline{k}, \underline{x}, z) = \epsilon \tilde{F}(\underline{k}, \underline{\tilde{x}}, \tilde{z})$ , and (24 a, b) become

$$\eta(\underline{x}, t) = \int_{\underline{k}} [1 - iF(\underline{k}, \underline{x}, 0)] dA^{(0)}(\underline{k}, \underline{x}) \exp(i\chi)$$

$$\phi(\underline{x}, z, t) = -ig \int_{\underline{k}} [1 - iF(\underline{k}, \underline{x}, z)] \frac{dA^{(0)}(\underline{k}, \underline{x}) \cosh Q}{\omega \cosh q} \exp(i\chi) \quad (25 \text{ a, b})$$

where

$$\chi(\underline{x}, t) = \int_{\underline{x}} \underline{k} \cdot d\underline{x} - \omega t \quad (26)$$

Now, by using a unit vector  $\underline{e}_3$  in the  $z$ -direction, other relevant properties of the wave field can be summarized up to  $O(|\underline{v}h|^2)$  as follows:

#### Velocity Field

$$\underline{\nabla}\phi + \frac{\partial\phi}{\partial z} \underline{e}_3 = \int_{\underline{k}} \{ \underline{v}dB^{(0)} + i\underline{k}[1 - iF(\underline{k}, \underline{x}, z)] dB^{(0)} + dB_z^{(0)} \underline{e}_3 \} \exp(i\chi) \quad (27)$$

Acceleration Field

$$\frac{\partial}{\partial t} (\underline{\nabla}\phi + \frac{\partial\phi}{\partial z} \underline{e}_3) = -i \int_{\underline{k}} \omega \{ \underline{\nabla} dB^{(0)} + i\underline{k}[1 - iF(\underline{k}, \underline{x}, z)] dB^{(0)} + dB_z^{(0)} \underline{e}_3 \} \exp(i\chi) \quad (28)$$

Free Surface Gradient

$$\underline{\nabla}\eta(\underline{x}, t) = \int_{\underline{k}} \{ \underline{\nabla} dA^{(0)} + i\underline{k}[1 - iF(\underline{k}, \underline{x}, 0)] dA^{(0)} \} \exp(i\chi) \quad (29)$$

It is evident in the above results that the differential coefficient  $dA^{(0)}$ —and, therefore,  $dB^{(0)}$ —is so far arbitrary in terms of a probability structure and the explicit dependence on  $\underline{x}$ . In the following, we will first discuss the spatial dependency of  $dA^{(0)}$  and the associated free surface spectra since this can be done in a manner independent of any explicit probabilistic constraints.

SPATIAL DEPENDENCY

The nature of  $\underline{x}$ -dependency of the random amplitude  $dA^{(0)}$  is determined by requiring that  $dB^{(0)}$  and  $dB^{(1)}$  satisfy the consistency or solvability condition for the inhomogeneous system (13 a,b,c). This condition corresponds to (16), which becomes, on substitution from (14 b,c)

$$\underline{\nabla}h \cdot [\underline{k} dB^{(0)}]_z = -h + \frac{1}{k} \int_0^q \{ 2\underline{k} \cdot \underline{\nabla} dB^{(0)} + dB^{(0)} \underline{\nabla} \cdot \underline{k} \} \cosh Q \, dQ = 0 \quad (30)$$

Making use of (18b) and carrying out the integration, we obtain

$$\frac{k}{k} \cdot \frac{\nabla dA^{(0)}}{dA^{(0)}} = \frac{2(q \tanh q - 1)}{\sinh 2q + 2q} \frac{k}{k} \cdot \nabla q - \frac{1}{2} \nabla \cdot \left\{ \frac{k}{k} \right\} \quad (31)$$

In principle, this equation together with the irrotationality condition on  $\underline{k}$ , i.e. (8a), and boundary conditions associated with  $\underline{k}$  and  $dA^{(0)}$  provides the description for the spatial variation of  $dA^{(0)}$ . However, realizing that one is in fact dealing with an ensemble of amplitudes  $dA^{(0)}$ , a numerical approach which is implicitly required by this description in its present form above is highly undesirable. At the same time, a careful examination of (31) suggests that it can be transformed further by a change of variables from  $\underline{x} = (x,y)$  to a curvilinear system  $(s,n)$  where  $s$  and  $n$  denote, respectively, coordinates measured along the orthogonal trajectories (rays) and the crests of a component wavelet as schematically illustrated in Figure 1. This transformation [see, Appendix B] simplifies (31) to a form which can be integrated to give

$$p^{1/2} C_g^{1/2} dA^{(0)}(\underline{k}, \underline{x}) = \text{constant} \quad (32)$$

along a wave ray. In the above,  $p$  represents the separation distance between adjacent rays, and  $C_g$  is the group speed given in general by

$$C_g = \frac{\partial \omega}{\partial k} = \frac{\omega}{2k} \left\{ \frac{\sinh 2q + 2q}{\sinh 2q} \right\} \quad (33)$$



It is evident that, for waves propagating from a homogeneous region such as deep water into a spatially inhomogeneous regime, (32) implies

$$p_{\infty}^{1/2} (C_g)_{\infty}^{1/2} dA_{\infty}^{(0)}(\underline{k}_{\infty}) = p^{1/2} C_g^{1/2} dA^{(0)}(\underline{k}, \underline{x}) \quad (34)$$

where the subscript ( $\infty$ ) designates the constant values in the homogeneous region. It is immediate from (34) that we have the desired relation

$$dA^{(0)}(\underline{k}, \underline{x}) = \left\{ \frac{p_{\infty}}{p} \right\}^{1/2} \left\{ \frac{(C_g)_{\infty}}{C_g} \right\}^{1/2} dA_{\infty}^{(0)}(\underline{k}_{\infty}) \quad (35)$$

to describe the spatial modulation of the amplitude  $dA^{(0)}$ . Obviously (35) suggests, first, that  $dA^{(0)}$  is linearly proportional to  $dA_{\infty}^{(0)}$ . However, since the proportionality constant is real-valued, both  $dA^{(0)}$  and  $dA_{\infty}^{(0)}$  have the same phase. Further, since the same constant is also deterministic, the probability structure of  $dA^{(0)}$  is readily obtained once that of  $dA_{\infty}^{(0)}$  is specified. Finally, realizing that  $A_{\infty}^{(0)}(\underline{k}_{\infty})$  is a random process with orthogonal increments, the most fundamental result embedded in (35) is the proof to the heuristic argument that the inhomogeneous amplitude  $A^{(0)}$  and, therefore,  $A^{(1)}$ , etc., have orthogonal increments if the medium is slowly varying.

At this point, we may note that the ratios

$$\begin{aligned} \beta &= \frac{p}{p_{\infty}} \\ \kappa &= \beta^{-1/2} = \left\{ \frac{p_{\infty}}{p} \right\}^{1/2} \end{aligned} \quad (36 \text{ a, b})$$

are recognized as the ray separation factor and the refraction factor, respectively. The spatial variation of  $\beta$  implicitly required in (35) is governed by the equation of wave intensity, which has been previously discussed in detail by Munk and Arthur [1952], and need not be further elaborated on here. It suffices to point out that the determination of  $\beta$  in general requires numerical calculations, although approximate solutions of the WKB type that may very well be of relevance here are indicated also by the same authors.

#### INHOMOGENEOUS FREE SURFACE SPECTRA

By virtue of (9), (11a) and (17), the inhomogeneous free surface spectrum can be expressed in the form

$$\psi(\underline{k}, \underline{x}) = \psi^{(0)}(\underline{k}, \underline{x}) + \psi^{(1)}(\underline{k}, \underline{x}) + O(|\nabla h|^2) \quad (37)$$

where

$$\psi^{(0)}(\underline{k}, \underline{x}) = E\{|dA^{(0)}|^2\}/\delta k$$

$$\psi^{(1)}(\underline{k}, \underline{x}) = E\{dA^{(0)} dA^{*(1)} + dA^{*(0)} dA^{(1)}\}/\delta k \quad (38 \text{ a,b})$$

Now, using (18b), (23) and recognizing that  $F(\underline{k}, \underline{x}, 0)$  is real, one can verify that

$$\psi^{(1)}(\underline{k}, \underline{x}) = 0 \quad (39)$$

and, (27) becomes

$$\psi(\underline{k}, \underline{x}) = \psi^{(0)}(\underline{k}, \underline{x}) + O(|\underline{\nabla}h|^2) \quad (40)$$

Therefore, entirely as a consequence of the fact that the solutions of the two leading orders  $dA^{(0)}$  and  $dA^{(1)}$  are out of phase by  $(\pi/2)$ , the free surface spectral density is characterized by  $\psi^{(0)}$  corresponding to a locally flat bottom correct up to the order  $O(|\underline{\nabla}h|^2)$ . Consequently, the spatial transformation of  $\psi(\underline{k}, \underline{x})$ , which is of main interest here, is described to the order  $O(|\underline{\nabla}h|^2)$  in terms of the spatial modulation of  $dA^{(0)}$ . It follows then, by multiplying (32) by its complex conjugate and using (38a),

$$p C_g \psi^{(0)}(\underline{k}, \underline{x}) \delta \underline{k} = \text{constant} \quad (41)$$

along a wave ray. This is obviously nothing but the conservation of energy flux, and one can further simplify it as previously done by Longuet-Higgins [1956] to obtain the classical result that

$$\psi^{(0)}(\underline{k}, \underline{x}) = \psi_{\infty}^{(0)}(\underline{k}_{\infty}) = \text{constant} \quad (42)$$

along the wave ray. Another way the same result is obtained is to follow an approach that corresponds in essence to what Chu and Mei [1970] have done in the case of monochromatic waves. In this case, we multiply (30) by  $(dA^{*(0)})/\cosh q$  and use the Leibniz rule to obtain

$$\underline{\nabla} \cdot \int_{-h}^0 \underline{k} |dB^{(0)}|^2 dz = 0 \quad (43)$$

Making use of (18b) and ensemble averaging, one can carry out the integration to obtain

$$\underline{\nabla} \cdot [\underline{C}_g E\{|dA^{(0)}|^2\}] = 0 \quad (44)$$

where  $\underline{C}_g = C_g \hat{\underline{k}}$ . Now, using (38a) and the fact that  $\underline{\nabla} \cdot (\underline{C}_g \delta \underline{k}) = 0$  [see, e.g., Phillips, 1969, p. 147], (44) becomes

$$\hat{\underline{k}} \cdot \underline{\nabla} \psi^{(0)} = 0 \quad (45)$$

which is identical to (42), recognizing that  $\hat{\underline{k}} \cdot \underline{\nabla} = \partial/\partial s$ .

In summarizing the preceding discussion, we observe that the spectral amplitude  $\psi^{(0)}$  remains invariant along a wave ray although the associated wave space is distorted due to the spatial modulation of the magnitude and the direction of  $\underline{k}$ . Consequently, the complete spectral transformation requires, in addition to the amplitude information  $\psi^{(0)}$ , a knowledge of how the vector wave number  $\underline{k}$  varies along a wave ray. This is embedded in the well-known Hamiltonian properties of the wave field [see, e.g., Bretherton and Garrett, 1969], which can be expressed for the steady state case of interest here as

$$\frac{\partial \underline{x}}{\partial s} = \hat{\underline{k}} \quad \text{and} \quad \frac{\partial \underline{k}}{\partial s} = -\frac{1}{C_g} (\underline{\nabla} \omega)_{\underline{k}} = \text{const} \quad (46 \text{ a,b})$$

where, from (17),

$$(\underline{\nabla} \omega)_{\underline{k}} = \text{const} = \frac{k\omega}{\sinh 2q} \underline{\nabla} h \quad (47)$$

It is seen that (46 a) obviously describes a wave ray, and (46a) characterizes the variation of  $\underline{k}$  along the same ray. In essence, (46 b) represents the kinematical conservation of the vector wave number  $\underline{k}$ . It is, therefore, a restatement of (8 a,b) since we can show, by recognizing that  $\omega = \omega(\underline{k}, \underline{x})$ ,  $\underline{k} = \underline{k}(\underline{x})$ , and expanding (8 b) with  $\underline{\nabla} \times \underline{k} = 0$ , that

$$\frac{\partial \omega}{\partial \underline{k}} \cdot \frac{\partial \underline{k}}{\partial \underline{x}} + (\underline{\nabla} \omega)_{\underline{k}} = 0 \quad (48)$$

where

$$\frac{\partial \omega}{\partial \underline{k}} \cdot \frac{\partial \underline{k}}{\partial \underline{x}} = \left[ \frac{\partial \omega}{\partial \underline{k}} \cdot \frac{\partial \underline{k}}{\partial x}, \frac{\partial \omega}{\partial \underline{k}} \cdot \frac{\partial \underline{k}}{\partial y} \right]$$

Now, noting that  $(\partial \omega / \partial \underline{k}) = C_g \hat{\underline{k}}$  and  $\hat{\underline{k}} \cdot (\partial / \partial \underline{x}) = \partial / \partial s$ , (46 b) follows.

Consider now random waves propagating from a homogeneous region into a nonuniform-depth regime. The spectral transformation at a point  $\underline{x}$  along a ray that originates at  $\underline{x}_\infty$  in the homogeneous region where  $\underline{k} = \underline{k}_\infty$  and  $\psi^{(0)} = \psi_\infty^{(0)}$  is described via (42) and (46 a,b), e.g., on setting  $s=0$  where  $\underline{x} = \underline{x}_\infty$  for convenience, we have

$$\psi^{(0)}(\underline{k}, \underline{x}) = \psi_\infty^{(0)}(\underline{k}_\infty)$$

$$\underline{x}(s) = \underline{x}_\infty + \int_0^s \hat{\underline{k}}(\underline{x}) ds$$

$$\underline{k}(\underline{x}) = \underline{k}_\infty - \int_0^s \{ (\underline{\nabla} \omega)_{\underline{k}} / C_g \} ds \quad (49 \text{ a,b,c})$$

The solution to the spatial transformation of  $\psi^{(0)}(\underline{k}, \underline{x})$  via ray training can involve excessive numerical computation in particular in a situation which requires the determination of  $\psi^{(0)}$  for several points in the inhomogeneous region. An alternate approach is to solve (45) together with (8 a) (i.e.,  $\nabla_{\underline{x}} \underline{k} = 0$ ), using a proper finite difference scheme in the  $x$ -plane. The third and possibly best alternative is to take advantage of both of these and use the fact that the transformation of  $\psi^{(0)}$  really involves only the spatial modulation of  $\underline{k}$ -space. Therefore, the whole problem of predicting  $\psi^{(0)}(\underline{k}, \underline{x})$  reduces to the prediction of a  $\underline{k}$ -space in the inhomogeneous region corresponding to a specified  $\underline{k}_\infty$  in the homogeneous region, i.e., to the solution of  $\nabla_{\underline{x}} \underline{k} = 0$  subject to the condition  $\underline{k} = \underline{k}_\infty$  along the homogeneous boundary. This then enables us to set  $\psi^{(0)}(\underline{k}, \underline{x}) = \psi^{(0)}(\underline{k}_\infty)$  simply because that particular solution to  $\nabla_{\underline{x}} \underline{k} = 0$  implies that we can trace a wave ray starting with  $\hat{\underline{k}}$  at point  $\underline{x}$  in the inhomogeneous region back into the homogeneous boundary where  $\underline{k} \rightarrow \underline{k}_\infty$ . This approach is simplified further by working in a  $\omega, \theta$ -space rather than in  $\underline{k}$ -space since, in this case,  $\omega$  is spatially invariant by virtue of (8 b) and, therefore, it would suffice to predict only the spatial modulation of  $\theta$  in terms of a specified homogeneous boundary value  $\theta_\infty$ . In doing so, it is advantageous to introduce the spectral density  $\Omega^{(0)}(\omega, \theta, \underline{x})$  over a  $\omega, \theta$ -plane defined as

$$\Omega^{(0)}(\omega, \theta, \underline{x}) = k \frac{\partial k}{\partial \omega} \psi^{(0)}(\underline{k}, \underline{x}) \quad (50)$$

so that  $\Omega^{(0)} d\omega d\theta = \psi^{(0)} \delta \underline{k}$ . Now, we can easily show, using  $\underline{k} = k(\cos \theta, \sin \theta)$  in  $\nabla_{\underline{x}} \underline{k} = 0$ , expanding and utilizing the dispersion relation (17) for  $(\partial k / \partial x)$

and  $(\partial k / \partial y)$  in the resulting expansion, that

$$\frac{c_g}{c} \cdot \nabla \theta = - \frac{\omega}{\sinh 2q} \hat{n} \cdot \nabla h \quad (51)$$

with  $\hat{n} = (-\sin \theta, \cos \theta)$ , is the required relation governing the spatial modulation of  $\theta$ . Therefore, (51) with  $\theta = \theta_\infty$  being prescribed along the homogeneous boundary and the equation resulting from substitutions of (50) and (33) into (42), i.e.,

$$\Omega^{(0)}(\omega, \theta, \underline{x}) = \frac{k}{k_\infty} \frac{(c_g)_\infty}{c_g} \Omega_\infty^{(0)}(\omega, \theta_\infty) \quad (52)$$

are sufficient for the spectral prediction problem. The following example will serve to illustrate this prediction for random waves propagating from deep water into shallow water.

#### SPECTRAL PREDICTION IN SHALLOW WATER

Consider as an example an underwater topography illustrated in Figure 2. We assume that waves propagate from deep water (i.e.,  $x = -\infty$ ) over an intermediate region with parallel isobaths into shallow water where the variation of the still water depth is described (in meters) by

$$h(x, y) = 2\{1 - 10^{-3} x^2 [1 - e^{-1/2(y/10)^2}]\} ; \quad x > 0, \quad |y| < \infty \quad (53)$$

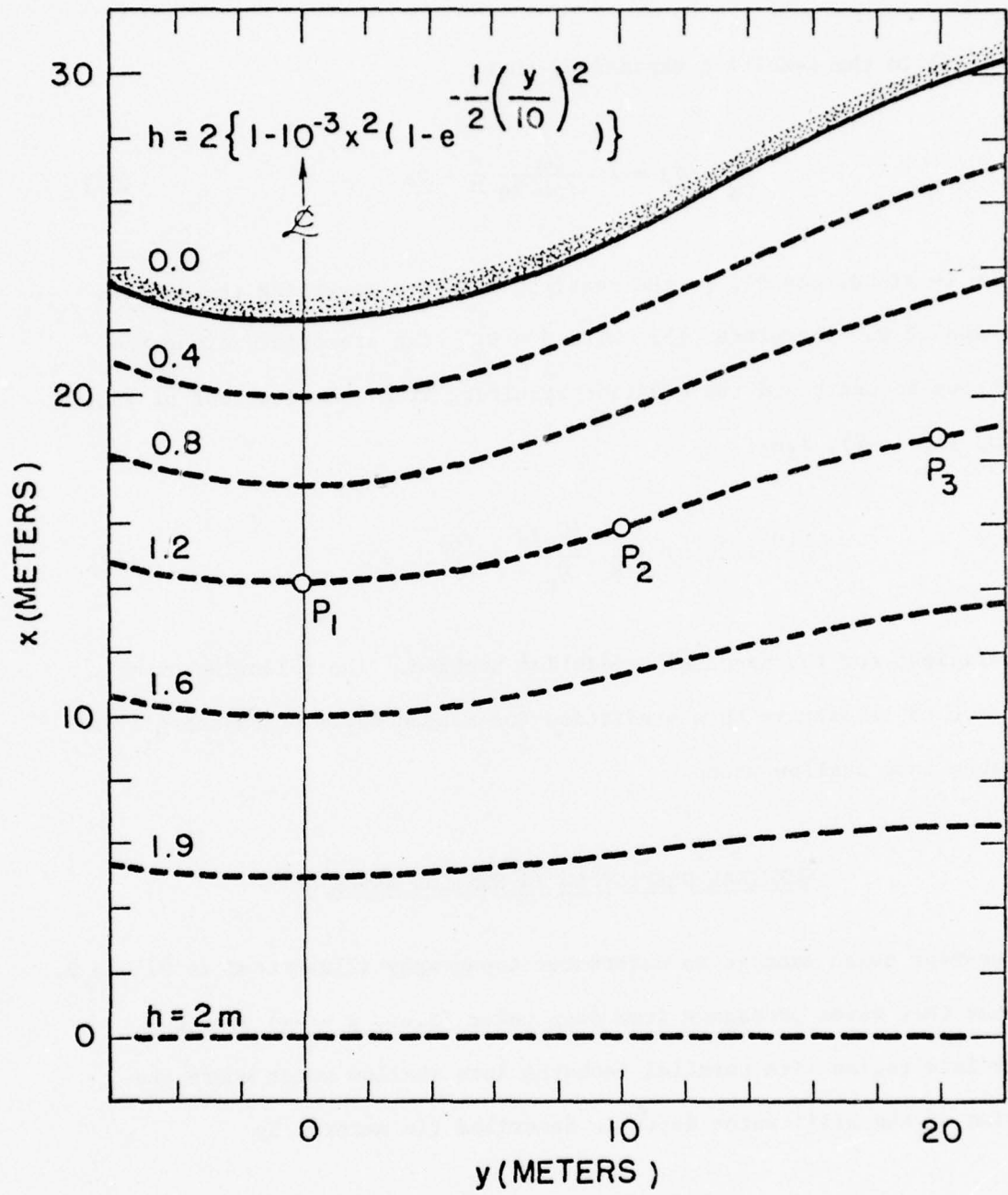


FIGURE 2. Definition Sketch - Spectral Prediction in Shallow Water

The homogeneous deep water wave field is specified in terms of a spectral density of the form

$$\Omega_{\infty}^{(0)}(\omega, \theta_{\infty}) = f_1(\theta_{\infty}) f_2(\omega) \quad (54)$$

where

$$f_1(\theta_{\infty}) = \frac{8}{3\pi} \cos^4 \theta_{\infty}, \quad |\theta_{\infty}| < \pi/2 \quad (55)$$

represents a directional spreading factor, and

$$f_2(\omega) = (0.0081) g^2 \omega^{-5} \exp[-0.74 (\frac{g}{U\omega})^4], \quad \omega > 0 \quad (56)$$

is the well-known Pierson-Moskowitz spectral form, with  $U$  representing the overwater wind speed. We take  $U = 1.5g$  as a specific case here. The corresponding directional spectral density,  $\Omega_{\infty}^{(0)}(\omega, \theta_{\infty})$ , is illustrated in Figure 3 showing various contours of  $\Omega_{\infty}^{(0)} = \text{constant}$ .

In the region from deep water to  $x = 0$  where  $h = 2m$ , the wave field is inhomogeneous only in the  $x$ -direction. Therefore, (51) or, more simply,  $\nabla_x k = 0$ , implies that

$$k \sin \theta = k_{\infty} \sin \theta_{\infty} = \text{const}, \quad (57)$$

which is Snell's law of refraction appropriate to an underwater topography with parallel isobaths. Therefore, it follows from (52) and (57) with

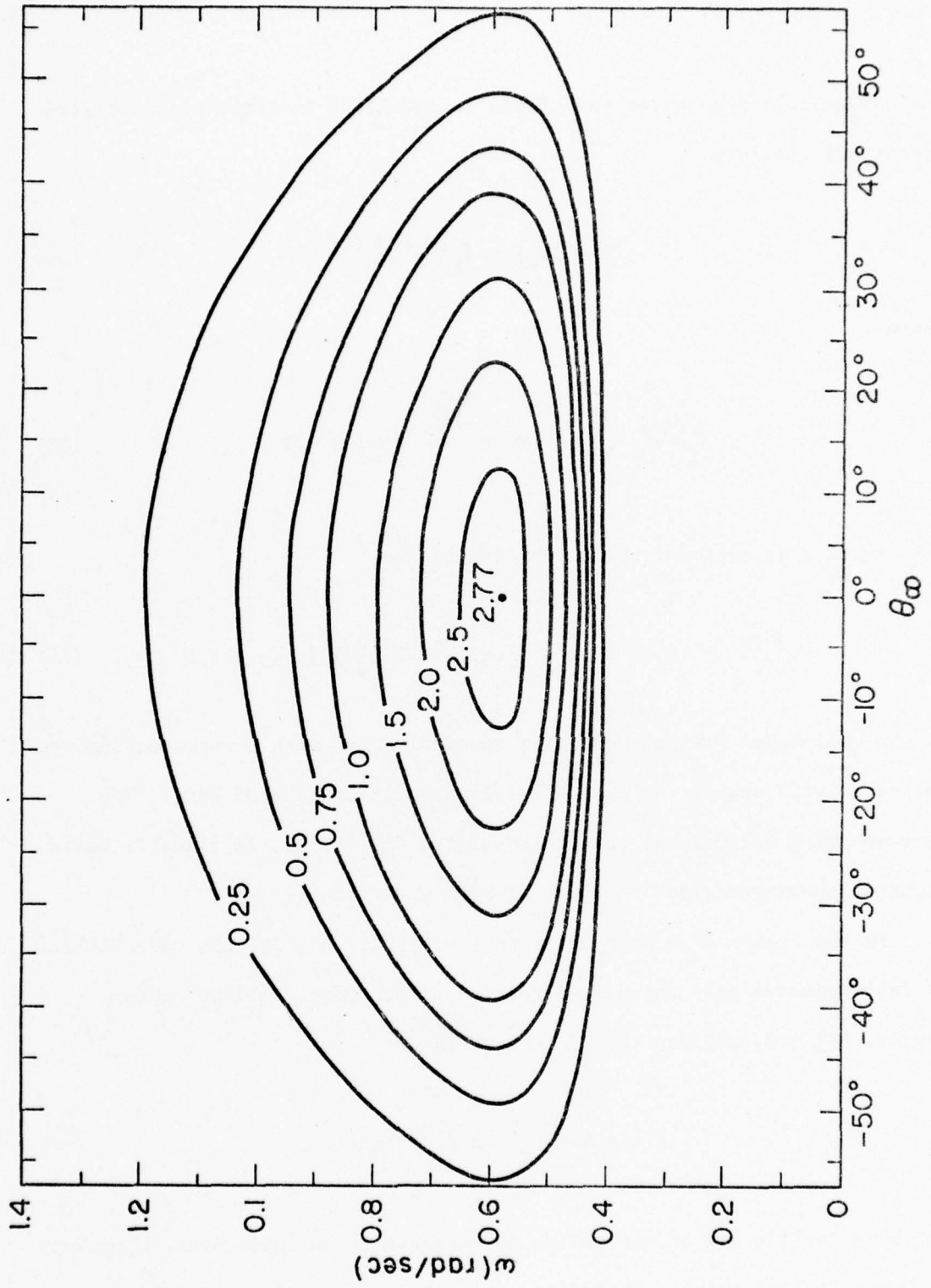


FIGURE 3. Contours of Constant Spectral Density in Deep Water

$(C_g)_{\infty} = \omega/2k_{\infty}$  that

$$\Omega^{(0)}(\omega, \theta, \underline{x}) = \frac{k \omega}{2 k_{\infty}^2 C_g} \Omega_{\infty}^{(0)} \left[ \omega, \sin^{-1} \left\{ \frac{k}{k_{\infty}} \sin \theta \right\} \right], \quad x < 0, \quad |\sin \theta| < 1 \quad (58)$$

For  $x \geq 0$ , the isobaths are no longer parallel. In this region, the significant spectral components of the wave field, e.g., those for which  $.4 \leq \omega \leq 1.2$ , are in shallow water, i.e.,  $(\omega^2 h/g) < (\pi/10)$ . Further, it is evident from (57) that propagation directions of these shallow water components are very much focused towards the x-axis. These conditions will enable us to derive an approximate closed form solution for  $x > 0$  as follows. First, we expand (57) in the form

$$C_g \cos \theta \frac{\partial \theta}{\partial x} + C_g \sin \theta \frac{\partial \theta}{\partial y} = \frac{\omega}{\sinh 2q} \left( \sin \theta \frac{\partial h}{\partial x} - \cos \theta \frac{\partial h}{\partial y} \right) \quad (59)$$

Using small angle approximations, i.e.,  $\sin \theta \approx \theta$  and  $\cos \theta \approx 1$ , and keeping terms of the first order in  $\theta$ , (59) becomes

$$C_g \frac{\partial \theta}{\partial x} - \frac{\omega}{\sinh 2q} \frac{\partial h}{\partial x} \theta = - \frac{\omega}{\sinh 2q} \frac{\partial h}{\partial y} \quad (60)$$

From the definitions of phase speed

$$C = \omega/k = (q \tanh q)^{1/2}/k \quad (61)$$

and  $C_g$  given by (33), it follows that (60) simplifies to

$$\frac{\partial \theta}{\partial x} - \frac{1}{C} \frac{\partial C}{\partial x} \theta = -\frac{1}{C} \frac{\partial C}{\partial y} \quad (62)$$

or, simply

$$\frac{\partial}{\partial x} \{ \theta C^{-1} \} = -C^{-2} \frac{\partial C}{\partial y} \quad (63)$$

Integrating, we will obtain

$$\theta(x,y) = C(x,y) \left\{ -\int_0^x C^{-2} \frac{\partial C}{\partial y} dx + \frac{\theta(0,y)}{C(0,y)} \right\} \quad (64)$$

Since  $C = [g h(x,y)]^{1/2}$  in shallow water, we can rewrite (64) as

$$\theta(x,y) = \frac{1}{2} h^{1/2}(x,y) \left\{ -\int_0^x h^{-3/2} \frac{\partial h}{\partial y} dx + \frac{2 \theta(0,y)}{h^{1/2}(0,y)} \right\} \quad (65)$$

For the example of interest here, with  $h$  defined by (53), this becomes

$$\begin{aligned} \theta(x,y) = by \{1 + e^{by^2}\}^{-1} \left\{ \left[ \frac{h(x,y)}{a(1 + e^{-by^2})} \right]^{1/2} \sin^{-1} \left[ 1 - \frac{h(x,y)}{2} \right]^{1/2} - x \right\} \\ + \left[ \frac{h(x,y)}{2} \right]^{1/2} \theta(0,y) \end{aligned} \quad (66)$$

where  $a = 2 \times 10^{-3}$  and  $b = 0.5 \times 10^{-2}$ .

Figure 4 illustrates the spectral transformations at three points  $P_1(14.14m, 0)$ ,  $P_2(15.78m, 10m)$  and  $P_3(18.76m, 20m)$  of Figure 2, where  $h = 1.2m$ . It can be shown from (57) and (66) that

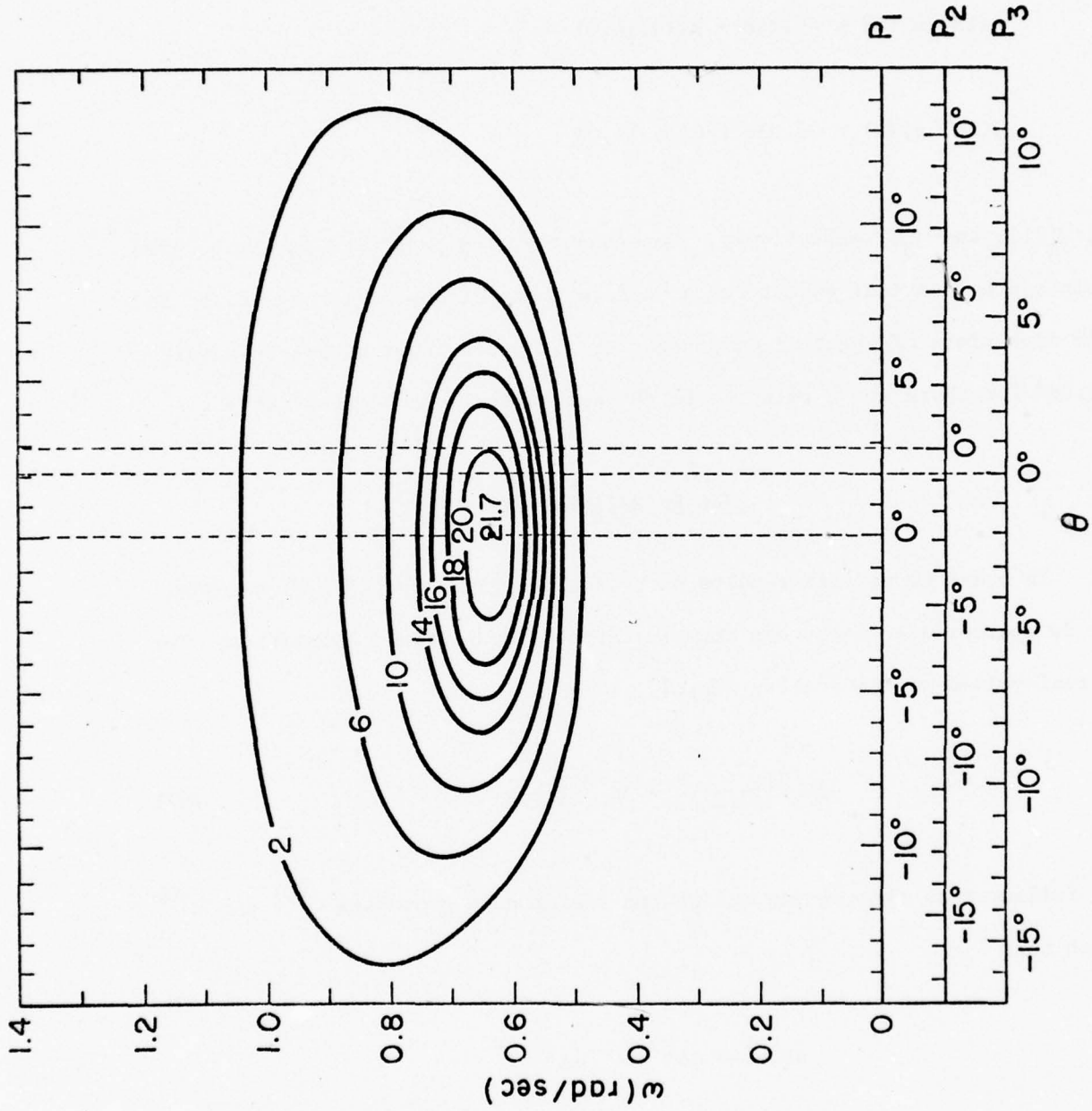


FIGURE 4. Contours of Constant Density at Locations  $P_1$ ,  $P_2$  and  $P_3$  in Shallow Water

$$\theta(14.14, 0) = 0.775 \theta(0, y) = 0.775 \sin^{-1} \left\{ \frac{k_{\infty}}{k} \sin \theta_{\infty} \right\}$$

$$\theta(15.76, 10) = -0.048 + \theta(14.14, 0)$$

$$\theta(18.76, 20) = -0.036 + \theta(14.14, 0)$$

at  $P_1$ ,  $P_2$  and  $P_3$ , respectively. Consequently, the densities at these three points are identical except for a uniform shift of approximately  $-2.75^\circ$  in the directions of spectral components at  $P_2$ , and a shift of approximately  $-2.06^\circ$  for those at  $P_3$  relative to the corresponding components at  $P_1$ .

#### REAL REPRESENTATIONS

In order to utilize results such as those given by (25 a,b) readily, it is appropriate to express them in terms of real-valued quantities. For a real-valued random process  $\eta(\underline{x}, t)$ ,

$$\{dA^{(0)}(\underline{k}, \underline{x})\}^* = dA^{(0)}(-\underline{k}, \underline{x}) \quad (67)$$

It follows then that we can define two real random processes  $U^{(0)}$  and  $V^{(0)}$  such that

$$dU^{(0)} = dA^{(0)} + \{dA^{(0)}\}^*$$

$$dV^{(0)} = i[dA^{(0)} - \{dA^{(0)}\}^*] \quad (68 \text{ a,b})$$

It is evident that  $U^{(0)}$  is even whereas  $V^{(0)}$  is odd, i.e.,

$$dU^{(0)}(-\underline{k}, \underline{x}) = dU^{(0)}(\underline{k}, \underline{x})$$

$$dV^{(0)}(-\underline{k}, \underline{x}) = -dV^{(0)}(\underline{k}, \underline{x}) \quad (69 \text{ a,b})$$

Furthermore, we can show

$$E\{dU^{(0)} dV^{(0)}\} = 0$$

$$E\{[dU^{(0)}]^2\} = E\{[dV^{(0)}]^2\} = 2 E\{|dA^{(0)}|^2\} = 2 \psi^{(0)}(\underline{k}, \underline{x}) \delta \underline{k} \quad (70 \text{ a,b})$$

Using (68 a,b), we can rewrite  $dA^{(0)}$  in the form

$$dA^{(0)} = \frac{1}{2} \{dU^{(0)} - i dV^{(0)}\} \quad (71)$$

Making use of (71) and also the fact that

$$F(-\underline{k}, \underline{x}, z) = -F(\underline{k}, \underline{x}, z) \quad (72)$$

one can transform all the results previously given in a complex form into real representations. In particular, one can verify that the free surface (25 a) becomes to the order  $O(|\underline{v}_h|^2)$

$$\eta(\underline{x}, t) = \frac{1}{2} \int_{\underline{k}} [\{dU^{(0)} - F dV^{(0)}\} \cos \chi + \{dV^{(0)} + F dU^{(0)}\} \sin \chi] \quad (73)$$

This can be further simplified if we express  $dA^{(0)}$  in terms of its amplitude  $|dA^{(0)}|$  and phase  $\mu$ , i.e.,

$$dA^{(0)} = |dA^{(0)}| e^{i\mu} \quad (74)$$

Correspondingly, one would get

$$\begin{aligned} dU^{(0)} &= 2 |dA^{(0)}| \cos \mu \\ dV^{(0)} &= -2 |dA^{(0)}| \sin \mu \end{aligned} \quad (75 \text{ a,b})$$

On substitution from (75 a,b), (73) becomes

$$\eta(\underline{x}, t) = \int_{\underline{k}} |dA^{(0)}| \{ \cos(\chi + \mu) + F \sin(\chi + \mu) \} \quad (76)$$

It should be emphasized that  $F$  in the preceding expressions means

$$F = F(\underline{k}, \underline{x}, 0) = q (\alpha_1 + \alpha_2 \tanh q + \alpha_3 q) \quad (77)$$

where  $\alpha_1, \alpha_2, \alpha_3$  are as previously defined by (21 a,b,c) with  $\bar{\nabla}$  replaced by  $\underline{\nabla}$ . This function incorporates nonuniform depth effects of the order  $O(|\underline{\nabla}h|)$ , and constitutes a modification to the locally flat bottom solution represented by the cosine term in (76). However, as previously mentioned, the first two order solutions are orthogonal so that, although the free surface is modulated by the nonuniform depth to the order  $O(|\underline{\nabla}h|)$ , there is no modification to the free surface spectral density to the same order.

To examine the effect of a sloping bottom on the free surface more explicitly, consider the case of parallel bottom contours such that  $\partial h / \partial y = 0$ ,  $\partial h / \partial x \neq 0$ . Under these conditions, it can be verified from (21 a,b,c), (31), (57) and (A.4 a,b,c) that (77) simplifies to

$$F(k, x, 0) = \frac{g^2 (3 \sinh 2q + 2q)}{(\sinh 2q + 2q)^2} \frac{dh}{dx} \cos \theta \quad (78)$$

This is illustrated in Figure 5, which shows that the effect of a sloping bottom initially increases at first as waves feel the bottom, then monotonically decreases at shallower depths, both effects being most pronounced for components at normal incidence (i.e.,  $\theta = 0^\circ$ ) to the bottom contours as expected. Consider now the net effect of this modulation to the locally flat bottom solution for the free surface regarded as a sum of constituent wavelets of the form

$$\cos(\chi + \mu) + F \sin(\chi + \mu) \quad (79)$$

It is evident that  $F$  has the same sign as the local  $dh/dx$ . Hence, when  $dh/dx < 0$ , as we move from a crest (e.g.,  $\chi + \mu = 0$ ) of an elementary component  $\cos(\chi + \mu)$  to a following trough ( $\chi + \mu = \pi$ ),  $F \sin(\chi + \mu) < 0$ . On the other hand, as we move up from the same trough up to the next crest, i.e.,  $\pi < \chi + \mu < 2\pi$ , we see that  $F \sin(\chi + \mu) > 0$ . It follows, therefore, that the profile of an elementary component,  $\cos(\chi + \mu)$ , of the locally flat bottom solution becomes asymmetrical by a suppression from a crest to the trough followed by a magnification from the trough to the next crest. Clearly, the same profile remains unaffected at any crest or trough since  $\sin(\chi + \mu) = 0$  at such points. The situation is exactly reversed when  $dh/dx > 0$ .

#### PROBABILITY STRUCTURE AND ENVELOPE PROCESS

The probability structure of a wave field such as that depicted by (76) is embedded in the random character of the complex differential amplitude

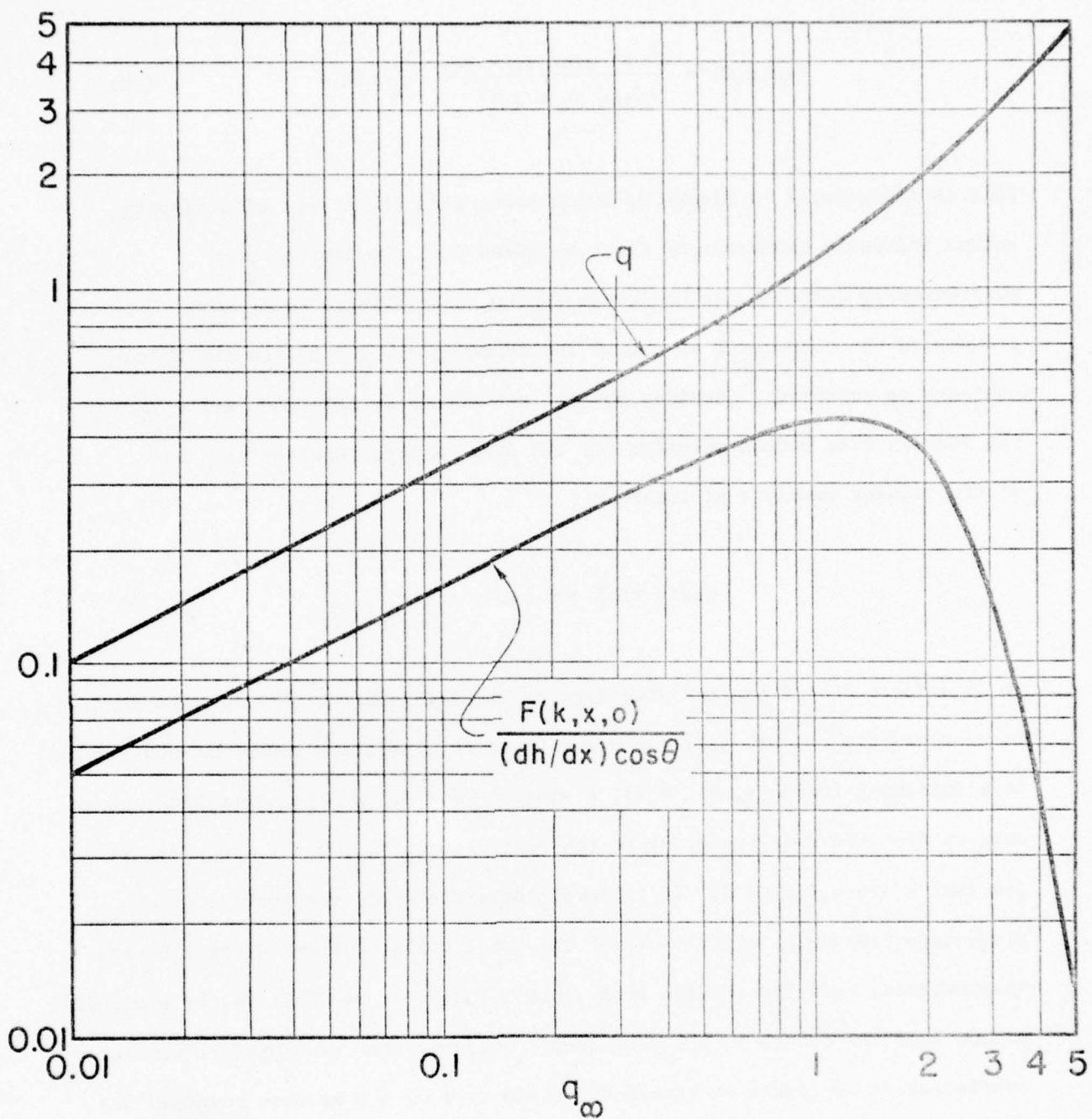


FIGURE 5. Amplitude Modulation of First Order in Bottom Slope

$dA^{(0)}$ , in general, in terms of both its amplitude  $|dA^{(0)}|$  and phase  $\mu$ . However, any rational specification as to the explicit forms of these must be guided by the probability structure of  $\eta(\underline{x}, t)$  itself. In this case it is widely accepted that this structure is Gaussian. This, therefore, leads to a model of random phases for the amplitude process  $dA^{(0)}$  which is well-known in theory and applications in the homogeneous cases. The model of random phases simply means -as the name implies- that  $|dA^{(0)}|$  is a deterministic function whereas the phases  $\mu$  are uniformly distributed over  $(0, 2\pi)$  and, therefore, independent. In the homogeneous case both  $|dA^{(0)}|$  and  $\mu$  are simply functions of  $\underline{k}$  or, equivalently  $\omega$  and  $\theta$ , without any dependence on  $\underline{x}$ . For example, in deep water

$$dA_{\infty}^{(0)}(\underline{k}_{\infty}) = [\psi_{\infty}^{(0)}(\underline{k}_{\infty}) \delta \underline{k}_{\infty}]^{1/2} e^{i\mu(\underline{k}_{\infty})} \quad (80)$$

provides the explicit form required so that

$$E\{|dA_{\infty}^{(0)}|^2\} = \psi^{(0)}(\underline{k}_{\infty}) \delta \underline{k}_{\infty} \quad (81)$$

An obvious representation for  $dA^{(0)}(\underline{k}, \underline{x})$  in the spatially inhomogeneous case is in the same form, i.e.,

$$dA^{(0)}(\underline{k}, \underline{x}) = [\psi^{(0)}(\underline{k}, \underline{x}) \delta \underline{k}]^{1/2} e^{i\mu(\underline{k}, \underline{x})} \quad (82)$$

where, for each  $\underline{k}$ ,  $\mu(\underline{k}, \underline{x})$  is distributed uniformly over  $(0, 2\pi)$ . For a wave field which originates from a homogeneous region, (35) implies that

$$\mu(\underline{k}, \underline{x}) = \mu(\underline{k}_0) \quad (83)$$

as a general invariant property. In this manner one can obtain from (76), on substitution from (82), a spatially inhomogeneous random wave field which is Gaussian in probability structure [see, Appendix C], i.e.,

$$\begin{aligned} f_{\eta}(u; \underline{x}) du &= \text{Prob}\{u \leq \eta(\underline{x}, t) \leq u + du\} \\ &= \frac{1}{\sigma_{\eta} \sqrt{\pi}} \exp\left\{-\frac{1}{2}\left(\frac{u}{\sigma_{\eta}}\right)^2\right\} du \end{aligned} \quad (84)$$

where

$$\sigma_{\eta}^2 = \sigma_{\eta}^2(\underline{x}) = E\{\eta^2(\underline{x}, t)\} \quad (85)$$

One of the useful descriptions associated with a random wave surface of the form (25 a) is its envelope process which is defined, following Cramer and Leadbetter [1967], at a fixed  $\underline{x}_0$  as

$$\Xi(t) = [\eta^2(\underline{x}_0, t) + \hat{\eta}^2(\underline{x}_0, t)]^{1/2} \quad (86)$$

where  $\Xi(t) \geq |\eta(\underline{x}_0, t)|$  and  $\Xi(t) = |\eta(\underline{x}_0, t)|$  when  $\hat{\eta}(\underline{x}_0, t) = 0$ . It is known [see, e.g., Crandall, 1970; Yang, 1972] that the envelope definition of (86) is essentially the same as that due to Rice [1955] for narrow-band processes. In (86),  $\hat{\eta}(\underline{x}_0, t)$ , which is called the Hilbert transform of  $\eta(\underline{x}_0, t)$ , is obtained by passing  $\eta(\underline{x}_0, t)$  through a filter with the frequency response

$$G(\omega) = \begin{cases} 1, & \omega < 0 \\ 0, & \omega = 0 \\ -1, & \omega > 0 \end{cases} \quad (87)$$

or, simply  $G(\omega) = -i \operatorname{sgn}(\omega)$ , where  $\operatorname{sgn}(\omega)$  designates the sign of  $\omega$ . Therefore, it follows from (87) and (25 a) that

$$\hat{\eta}(\underline{x}_0, t) = -i \int_{\underline{k}} \operatorname{sgn}(\omega) [1 - iF(\underline{k}, \underline{x}_0, 0)] dA^{(0)}(\underline{k}, \underline{x}_0) \exp(i\chi) \quad (88)$$

Now, by making use of (67) through (72), and associating  $-\underline{k}$  with  $-\omega$  and  $+\underline{k}$  with  $+\omega$ , we can rewrite (88) in the following equivalent real form:

$$\hat{\eta}(\underline{x}_0, t) = \int_{\underline{k}} \operatorname{sgn}(\omega) |dA^{(0)}| \{ \sin(\chi + \mu) + F \cos(\chi + \mu) \} \quad (89)$$

Assume now that  $\eta(\underline{x}_0, t)$  is Gaussian. It follows then that  $\hat{\eta}(\underline{x}, t)$  is also Gaussian. Furthermore, we can verify, from (76) and (89) with  $\mu$  being uniformly distributed in  $(0, 2\pi)$ , that

$$\sigma_{\hat{\eta}}^2(\underline{x}_0) = \sigma_{\eta}^2(\underline{x}_0) = E\{\eta^2(\underline{x}_0, t)\}$$

$$E\{\eta(\underline{x}_0, t) \eta(\underline{x}_0, t + \tau)\} = E\{\hat{\eta}(\underline{x}_0, t) \hat{\eta}(\underline{x}_0, t + \tau)\}$$

$$= \frac{1}{2} \int_{\underline{k}} \psi^{(0)}(\underline{k}, \underline{x}_0) \{ \cos \omega \tau + F \sin \omega \tau \} \delta \underline{k}$$

$$E\{\eta(\underline{x}_0, t) \hat{\eta}(\underline{x}_0, t)\} = \int_{\underline{k}} \operatorname{sgn}(\omega) F(\underline{k}, \underline{x}_0, 0) \psi^{(0)}(\underline{k}, \underline{x}_0) \delta \underline{k} \quad (90 \text{ a, b, c})$$

Letting,

$$\rho(\underline{x}_0) = \frac{E\{\eta(\underline{x}_0, t) \hat{\eta}(\underline{x}_0, t)\}}{\sigma_\eta^2} \quad (91)$$

the joint probability density of  $\eta(\underline{x}_0, t)$  and  $\hat{\eta}(\underline{x}_0, t)$  becomes

$$f_{\eta\hat{\eta}}(\eta, \hat{\eta}; \underline{x}_0) = \frac{1}{2\pi \sigma_\eta^2 (1 - \rho^2)^{1/2}} \exp\left\{-\frac{\eta^2 - 2\rho \eta \hat{\eta} + \hat{\eta}^2}{2 \sigma_\eta^2 (1 - \rho^2)}\right\}, \quad -\infty < \eta, \hat{\eta} < \infty \quad (92)$$

Now, we can use the fact

$$\text{Prob}\{\Xi(t) \leq u\} = \text{Prob}\{[\eta^2 + \hat{\eta}^2]^{1/2} \leq u\}$$

to show that the density of  $\Xi(t)$  is

$$f_\Xi(u; \underline{x}_0) = \frac{u}{2\pi \sigma_\eta^2 (1 - \rho^2)^{1/2}} \exp\left\{-\frac{u^2}{2 \sigma_\eta^2 (1 - \rho^2)}\right\} \dots$$

$$\dots \int_0^{2\pi} \exp\left\{\frac{\rho u^2 \sin 2v}{2 \sigma_\eta^2 (1 - \rho^2)}\right\} dv \quad (93)$$

Recognizing further that

$$\int_0^{2\pi} \exp \left\{ \frac{\rho u^2 \sin 2v}{2 \sigma_\eta^2 (1 - \rho^2)} \right\} dv = 2\pi I_0 \left[ \frac{\rho u^2}{2 \sigma_\eta^2 (1 - \rho^2)} \right] \quad (94)$$

where  $I_0[\cdot]$  represents the zero-order modified Bessel function of the first kind, (93) becomes

$$f_{\Xi}(u; \underline{x}_0) = \frac{u}{\sigma_\eta^2 (1 - \rho^2)^{1/2}} \exp \left\{ - \frac{u^2}{2 \sigma_\eta^2 (1 - \rho^2)} \right\} I_0 \left[ \frac{\rho u^2}{2 \sigma_\eta^2 (1 - \rho^2)} \right],$$

$$0 \leq u < \infty \quad (95)$$

Finally, it can be verified that the  $j$ -th moment of the envelope process is in the form

$$E\{\Xi^j\} = \pi^{-1/2} (2\sigma_\eta)^j (1 - \rho^2)^{\frac{j+1}{2}} \Gamma\left(\frac{j}{4} + 1\right) \Gamma\left(\frac{j}{4} + \frac{1}{2}\right) \mathcal{F}\left(\frac{j}{4} + 1, \frac{j}{4} + \frac{1}{2}; 1; \rho^2\right) \quad (96)$$

where  $\Gamma$  and  $\mathcal{F}$  are the gamma function and the hypergeometric function, respectively. The distribution of wave heights,  $H = 2\Xi$ , follows immediately from (95), i.e.,

$$f_H(v; \underline{x}_0) = \frac{1}{2} f_{\Xi}\left(\frac{v}{2}; \underline{x}_0\right) \quad (97)$$

Hence, by recognizing that  $E\{H^2\} = \overline{H^2} = 4 \sigma_\eta^2$ , we obtain

$$f_H(v; \underline{x}_0) = \frac{v}{H^2(1 - \rho^2)^{1/2}} \exp\left\{-\frac{v^2}{2H^2(1 - \rho^2)}\right\} I_0\left[\frac{\rho v^2}{2H^2(1 - \rho^2)}\right],$$

$$0 \leq v < \infty \quad (98)$$

The only constraint on the preceding results is the assumption that the free surface  $\eta(\underline{x}, t)$  is Gaussian. In deep water or in a region of uniform depth where  $F \rightarrow 0$ ,  $\rho = 0$  and, therefore, (98) and (99) become the Rayleigh density and the associated  $j$ -th moment, respectively, i.e.,

$$f_H(v; \underline{x}_0) = \frac{v}{H^2} \exp\left\{-\frac{v^2}{2H^2}\right\}, \quad 0 \leq v < \infty$$

$$E\{H^j\} = (2H^2)^{j/2} \Gamma\left(\frac{j}{2} + 1\right) \quad (100 \text{ a, b})$$

These results, which are widely used in theory and applications with the inherent constraint that the underlying free surface spectrum is narrow-band, are in fact valid without any bandwidth restrictions. It is, therefore, not surprising that most empirical wave height frequency curves obtained in field applications involving wide-band spectra support this conclusion. Nonuniform depth effects on the distribution of wave heights are characterized to the order  $O(|\nabla h|^2)$  by  $\rho$ , which is simply the correlation coefficient of  $\eta(\underline{x}_0, t)$  and  $\hat{\eta}(\underline{x}_0, t)$ . This correlation introduces a skewness in the Rayleigh form appropriate to a flat bottom towards lower wave height values. For example, it can be verified from (99) and (100 b) with  $j = 1$  that the ratio between the mean values of  $H$  corresponding to a variable bottom

and a flat one is  $(1 - \rho^2) \mathcal{F}(5/4; 3/4; 1; \rho^2)$ , which is always less than unity since  $\rho^2 < 1$ .

#### CONCLUDING REMARKS

Propagation and refraction of linear waves in water of nonuniform depth have been extended to the case of random waves characterized by a two-dimensional spectral distribution. Attention was focused to the orthogonal representation of the free surface, its spectral density and to the statistical distribution of wave heights with the primary objective to incorporate nonuniform depth effects explicitly into well-known solutions associated with a locally flat bottom. Although the methodology employed corresponds exactly to the linear approximation of that developed by Chu and Mei [1970] for the case of monochromatic waves, the solution derived here for the order  $O(|\nabla h|)$  is different, and believed to be the valid one. What is, however, more important is the extension of the results to a random wave field and to a continuous spectral representation. This, therefore, compliments and generalizes the deterministic concepts, leading to various probabilistic descriptions of wave properties in spatially inhomogeneous media. The probabilistic description was also limited to the free surface and its envelope. The extension of these to the surface gradient and other kinematic and dynamic properties such as pressure, velocities, etc. does not offer any special difficulty and needs to be done. In particular, the predictions of wave breaking and breaker line for waves impinging on a beach can be formulated as a smooth generalization to what Biesel [1952] and Gaughan and Komar [1975] have done in the case of one-dimensional monochromatic waves. It must, however, be pointed out that a definite

discrepancy exists between the solution of the order  $O(|\nabla h|)$  here and the corresponding one used by these authors. These and various other aspects of the problem such as an extension to include nonlinearities are considered for future study.

BIBLIOGRAPHY

- Biesel, F., Study of wave propagation in water of gradually varying depth, Gravity Waves, Circ. 521, pp. 243-253, Nat. Bur. of Stand., Gaithersburg, Md., 1952.
- Bretherton, F. P., and Garrett, C. J., Wavetrains in inhomogeneous media, Proc. Roy. Soc., A 302, pp. 529-554, 1969.
- Chu, V. H. and Mei, C. C., On slowly varying Stokes waves, J. Fluid Mech., 41(4), pp. 873-887, 1970.
- Crandall, S. H., First crossing probabilities of the linear oscillator, J. Sound Vib., 12(3), pp. 285-299, 1970.
- Gaughan, M. K., and Komar, P. D., The theory of wave propagation in water of gradually varying depth and the prediction of breaker type and height, J. Geophys. Res., 80(21), pp. 2991-2996, 1975.
- Longuet-Higgins, M. S., On the transformation of a continuous spectrum by refraction, Proc. Camb. Phil. Soc., 53, pp. 226-229, 1956.
- Mei, C. C., Tlapa, G. A., and Eagleson, P. S., An asymptotic theory for water waves on beaches of mild slope, J. Geophys. Res., 73(14), pp. 4555-4560, 1968.
- Munk, W. H. and Arthur, R. S., Wave intensity along a refracted wave, Gravity Waves, Circ. 521, pp. 95-108, Nat. Bur. of Stand., Gaithersburg, Md., 1952.
- Rice, S. O., Mathematical analysis of random noise, Selected Papers on Noise and Stochastic Processes, Edit. by N. Wax, Dover, New York, 1955.
- Yang, J.-N., Nonstationary envelope process and first excursion probability, J. Struct. Mech., 1(2), pp. 231-248, 1972.

APPENDIX A - Derivation of Coefficient  $dC^{(1)}$

To determine  $dC^{(1)}$ , we use the condition that as  $q \rightarrow \infty$ ,  $dB^{(1)} = 0$ .

Therefore, from (19) and (18 b),

$$dC^{(1)} = \lim_{q \rightarrow \infty} \left\{ \frac{(g/\omega) dA^{(0)} \tilde{F}(k, \tilde{x}, z)}{\cosh q} \right\} \quad (A.1)$$

or, on substitution from (20) and (21 a,b,c),

$$(\omega/g) dC^{(1)} = \lim_{q \rightarrow \infty} dA^{(0)} \left\{ \tilde{\alpha}_1 \frac{Q}{\cosh q} + \tilde{\alpha}_2 \frac{Q \tanh Q}{\cosh q} + \tilde{\alpha}_3 \frac{Q^2}{\cosh q} \right\} \quad (A.2)$$

We can now verify, by using (14 a,b) and (18 b) in (16) and integrating, that

$$\frac{k}{k} \cdot \frac{\tilde{\nabla} dA^{(0)}}{dA^{(0)}} = \frac{k}{k} \cdot \left\{ \frac{2 \tilde{\nabla} q (q \tanh q - 1)}{\sinh 2q + 2q} + \frac{\tilde{\nabla} k}{2k} \right\} - \frac{\tilde{\nabla} \cdot k}{2k^2} \quad (A.3)$$

where, from (17),

$$\tilde{\nabla} k = - \frac{2k^2 \tilde{\nabla} h}{\sinh 2q + 2q}$$

$$\tilde{\nabla} \cdot k = - \frac{2k^3}{\sinh 2q + 2q} \left( \frac{1}{k_1} \frac{\partial h}{\partial \tilde{x}} + \frac{1}{k_2} \frac{\partial h}{\partial \tilde{y}} \right)$$

$$\tilde{\nabla} q = k \tilde{\nabla} h \left( \frac{\sinh 2q}{\sinh 2q + 2q} \right) \quad (A.4 a, b, c)$$

On the basis of the preceding and using the definitions of  $\tilde{\alpha}_1$ ,  $\tilde{\alpha}_2$  and  $\tilde{\alpha}_3$  given by (21 a,b,c) it immediately follows that  $dC^{(1)} = 0$ .

APPENDIX B - Coordinate Transformation and Derivation of Equation (32)

Consider a change of variables from  $\underline{x} = (x, y)$  to an orthogonal curvilinear system  $(s, n)$ , where  $s$  and  $n$  denote coordinates measured along and perpendicular to the orthogonal trajectories (rays) of a component wavelet, as schematically illustrated in Figure 1. Referring to the same figure, we see that

$$\hat{\underline{k}} = \frac{\underline{k}}{k} = (\cos \theta, \sin \theta)$$

$$\hat{\underline{n}} = (-\sin \theta, \cos \theta) \quad (\text{B.1 a,b})$$

represent unit vectors in the direction of  $s$  and  $n$  at  $\underline{x}$ . Furthermore, designating the separation distance between two neighboring  $s$  trajectories by  $p$ , we have

$$\frac{\partial \theta}{\partial n} = \frac{1}{p} \frac{\partial p}{\partial s} \quad (\text{B.2})$$

Now, for an arbitrary function  $f = f(x, y)$ , we can write

$$\frac{\partial f}{\partial s} = \hat{\underline{k}} \cdot \underline{\nabla} f = \cos \theta \frac{\partial f}{\partial x} + \sin \theta \frac{\partial f}{\partial y}$$

$$\frac{\partial f}{\partial n} = \hat{\underline{n}} \cdot \underline{\nabla} f = -\sin \theta \frac{\partial f}{\partial x} + \cos \theta \frac{\partial f}{\partial y} \quad (\text{B.3 a,b})$$

and, on solving for  $\partial f/\partial x$  and  $\partial f/\partial y$

$$\frac{\partial f}{\partial x} = \cos \theta \frac{\partial f}{\partial s} - \sin \theta \frac{\partial f}{\partial n}$$

$$\frac{\partial f}{\partial y} = \sin \theta \frac{\partial f}{\partial s} + \cos \theta \frac{\partial f}{\partial n} \quad (\text{B.4 a,b})$$

We can then use (B.4 a,b) for  $\cos \theta$  and  $\sin \theta$ , respectively, to obtain

$$\frac{\partial}{\partial x} (\cos \theta) = \cos \theta \frac{\partial}{\partial s} (\cos \theta) - \sin \theta \frac{\partial}{\partial n} (\cos \theta)$$

$$\frac{\partial}{\partial y} (\sin \theta) = \sin \theta \frac{\partial}{\partial s} (\sin \theta) + \cos \theta \frac{\partial}{\partial n} (\sin \theta) \quad (\text{B.5 a,b})$$

Combining (B.5 a) and (B.5 b), and utilizing (B.2) yields

$$\underline{\nabla} \cdot \hat{\underline{k}} = \underline{\nabla} \cdot \left\{ \frac{\underline{k}}{k} \right\} = \frac{1}{p} \frac{\partial p}{\partial s} \quad (\text{B.6})$$

The group velocity is defined by

$$\underline{c}_g = c_g \hat{\underline{k}} = \frac{\omega}{2k} \left( \frac{\sinh 2q + 2q}{\sinh 2q} \right) \hat{\underline{k}} \quad (\text{B.7})$$

In deep water as  $q \rightarrow \infty$ , this becomes a constant independent of  $\underline{x}$ , i.e.,

$$(\underline{C}_g)_\infty = (\underline{C}_g)_\infty \frac{\hat{k}_\infty}{\underline{k}_\infty} = \frac{\omega}{2k} \frac{\hat{k}_\infty}{\underline{k}_\infty} \quad (\text{B.8})$$

Now, using the definitions (B.7) and (B.8), we can show that

$$\frac{1}{2} \frac{\partial}{\partial q} \left\{ \ln \frac{(\underline{C}_g)_\infty}{\underline{C}_g} \right\} = \frac{2(q \tanh q - 1)}{\sinh 2q + 2q} \quad (\text{B.9})$$

On the basis of the preceding results and definitions, (31) becomes

$$\frac{1}{dA^{(0)}} \frac{\partial}{\partial s} \{dA^{(0)}\} = \frac{1}{2} \frac{\partial}{\partial q} \left\{ \ln \frac{(\underline{C}_g)_\infty}{\underline{C}_g} \right\} \frac{\partial q}{\partial s} - \frac{1}{2p} \frac{\partial p}{\partial s} \quad (\text{B.10})$$

or, simply

$$\frac{1}{dA^{(0)}} \frac{\partial}{\partial s} \{dA^{(0)}\} = \frac{1}{2} \frac{\partial}{\partial s} \left\{ \ln \frac{(\underline{C}_g)_\infty}{\underline{C}_g} \right\} - \frac{1}{2p} \frac{\partial p}{\partial s} \quad (\text{B.11})$$

Realizing that  $(\underline{C}_g)_\infty = \text{constant}$  for a fixed  $\underline{k}$ , and integrating (B.11), we obtain the desired result that

$$p^{1/2} \underline{C}_g^{1/2} dA^{(0)}(\underline{k}, \underline{x}) = \text{constant} \quad (\text{B.12})$$

along a wave ray.

APPENDIX C - Proof of Gaussian Property

A mean-zero random process is Gaussian if its log-characteristic function possesses the following form:

$$\begin{aligned} \ln M_{\eta} \{ \tau(\underline{x}, t) \} = & -\frac{1}{2} \int_{\underline{X}} \int_{\underline{X}} \int_{\underline{T}} \int_{\underline{T}} K_{\eta\eta}(\underline{x}_1, \underline{x}_2, t_1, t_2) \tau(\underline{x}_1, t_1) \dots \\ & \dots \tau(\underline{x}_2, t_2) d\underline{x}_1 d\underline{x}_2 dt_1 dt_2 \end{aligned} \quad (C.1)$$

where

$$K_{\eta\eta}(\underline{x}_1, \underline{x}_2, t_1, t_2) = E\{\eta(\underline{x}_1, t_1) \eta^*(\underline{x}_2, t_2)\} \quad (C.2)$$

is the covariance function of  $\eta(\underline{x}, t)$ . Recall from (76) that we have, to  $O(|\underline{\nabla}h|^2)$

$$\eta(\underline{x}, t) = \int_{\underline{k}} |dA^{(0)}| \{ \cos(\chi + \mu) + F \sin(\chi + \mu) \} \quad (C.3)$$

Hence, it follows from (C.3), (C.2) and the fact that  $\mu$ 's are independent random variables uniformly distributed in  $(0, 2\pi)$  that

$$\begin{aligned} K_{\eta\eta}(\underline{x}_1, \underline{x}_2, t_1, t_2) &= K_{\eta\eta}(\underline{x}_1, \underline{x}_2, t_2 - t_1) \\ &= \frac{1}{2} \int_{\underline{k}} |dA_1^{(0)}| |dA_2^{(0)}| \{ \cos(\chi_1 - \chi_2) + (F_1 - F_2) \sin(\chi_1 - \chi_2) \} \end{aligned} \quad (C.4)$$

where

$$|dA_1^{(0)}| = |dA^{(0)}(\underline{k}, \underline{x}_1)|$$

$$|dA_2^{(0)}| = |dA^{(0)}(\underline{k}, \underline{x}_2)|$$

$$\chi_1 - \chi_2 = - \left\{ \int_{\underline{x}_1}^{\underline{x}_2} \underline{k} \cdot d\underline{x} - \omega(t_2 - t_1) \right\}$$

$$F_1 - F_2 = F(\underline{k}, \underline{x}_1, 0) - F(\underline{k}, \underline{x}_2, 0) \quad (\text{C.5 a,b,c,d})$$

By definition

$$M_\eta \{ \tau(\underline{x}, t) \} = E \left\{ \exp \left[ i \int_{\underline{X}} \int_T \eta(\underline{x}, t) \tau(\underline{x}, t) d\underline{x} dt \right] \right\} \quad (\text{C.6})$$

Now, we approximate (C.3) by a Riemann sum:

$$\eta(\underline{x}, t) = \sum_{n,m} |dA_{nm}^{(0)}| \{ \cos(\chi_{nm} + \mu_{nm}) + F_{nm} \sin(\chi_{nm} + \mu_{nm}) \} \quad (\text{C.7})$$

where

$$|dA_{nm}^{(0)}| = [\psi^{(0)}(\underline{k}_{nm}, \underline{x}) \Delta k_{nm}]^{1/2}$$

$$\chi_{nm} = \int^{\underline{x}} \underline{k}_{nm} \cdot d\underline{x} - \omega_{nm} t$$

$$F_{nm} = F(\underline{k}_{nm}, \underline{x}, 0)$$

$$\mu_{nm} = \mu(\underline{k}_{nm}, \underline{x}) \quad (\text{C.8 a,b,c,d})$$

From (C.6), (C.7) and the fact that  $\mu_{nm}$  are uniformly distributed in  $(0, 2\pi)$ , it is immediate that

$$M_{\eta}\{\tau(\underline{x}, t)\} = \prod_{n,m} Z_{nm} \quad (C.9)$$

where

$$Z_{nm} = \frac{1}{2\pi} \int_0^{2\pi} \exp\{i(a_{nm} \cos \mu_{nm} - b_{nm} \sin \mu_{nm})\} d\mu_{nm}$$

$$a_{nm} = \int_{\underline{X}} \int_T |dA_{nm}^{(0)}| \{\cos \chi_{nm} + F_{nm} \sin \chi_{nm}\} \tau(\underline{x}, t) d\underline{x} dt$$

$$b_{nm} = \int_{\underline{X}} \int_T |dA_{nm}^{(0)}| \{\sin \chi_{nm} - F_{nm} \cos \chi_{nm}\} \tau(\underline{x}, t) d\underline{x} dt \quad (C.10 a, b, c)$$

Equation (C.10 a) can be integrated as follows:

$$Z_{nm} = \frac{1}{2\pi} \int_0^{2\pi} \exp\{i \gamma_{nm} \cos(\mu_{nm} - \delta_{nm})\} d\mu_{nm} = J_0(\gamma_{nm}) \quad (C.11)$$

where  $J_0$  is the zero-order Bessel function and

$$\gamma_{nm} = [a_{nm}^2 + b_{nm}^2]^{1/2}$$

$$\delta_{nm} = \tan^{-1} \left(-\frac{b_{nm}}{a_{nm}}\right) \quad (C.12 a)$$

Therefore, it follows (C.9) and (C.11) that

$$\ln M_{\eta} \{ \tau(\underline{x}, t) \} = \sum_{n,m} \ln J_o(\gamma_{nm}) \quad (C.13)$$

Now, if we let  $\Delta k_{nm} = \max_{\underline{x}} \Delta k_{nm}$ , which can be made as small as we please by choosing  $\Delta k_{nm}$  sufficiently small, it becomes evident from (C.8 a) and (C.10 b,c) that  $a_{nm}$  and  $b_{nm}$  would be  $O(\Delta k_{nm}^{1/2})$  at the most. Therefore,  $\gamma_{nm}$ , which is of the same order  $O(\Delta k_{nm}^{1/2})$  by virtue of (C.12 a), can be made sufficiently small, enabling one to write

$$J_o(\gamma_{nm}) = 1 - \frac{1}{4} \gamma_{nm}^2 + O(\gamma_{nm}^4) \quad (C.14)$$

In this manner, we can rewrite (C.13) as

$$\begin{aligned} \ln M_{\eta} \{ \tau(\underline{x}, t) \} &= \sum_{n,m} \ln \{ 1 - \frac{1}{4} \gamma_{nm}^2 + O(\gamma_{nm}^4) \} \\ &= \sum_{n,m} \{ -\frac{1}{4} \gamma_{nm}^2 + O(\gamma_{nm}^4) \} \end{aligned} \quad (C.15)$$

where the expansion

$$\ln \{ 1 - \frac{1}{4} \gamma_{nm}^2 \} = -\frac{1}{4} \gamma_{nm}^2 + O(\gamma_{nm}^4) \quad (C.16)$$

has been used.

With the substitution of  $\gamma_{nm}^2$ , as defined through (C.12 a), and (C.10 b,c), into (C.15), the log-characteristic function can be written as

$$\begin{aligned}
\ln M_{\eta}(\tau) = & -\frac{1}{4} \int_{\underline{x}} \int_{\underline{x}} \int_{\underline{T}} \int_{\underline{T}} \left[ \sum_{n,m} |dA_1^{(0)}|_{nm} |dA_2^{(0)}|_{nm} \{ \cos(x_1 - x_2) + \dots \right. \\
& \left. \dots (F_1 - F_2)_{nm} \sin(x_1 - x_2)_{nm} \} \right] \tau(\underline{x}_1, t_1) \tau(\underline{x}_2, t_2) d\underline{x}_1 d\underline{x}_2 dt_1 dt_2 \\
& + \sum_{n,m} O(\Delta k_{nm}^2) \tag{C.17}
\end{aligned}$$

Note that as  $\max_{n,m} \Delta k_{nm} = \max_{\underline{x}, n, m} \Delta k_{nm} \rightarrow 0$ , the square-bracketed double sum in

(C.17) approaches  $2 K_{\eta\eta}(\underline{x}_1, \underline{x}_2, t_1, t_2)$  and (C.17) becomes identical with (C.1). Therefore,  $\eta(\underline{x}, t)$  is a Gaussian random process.

## RANDOM WAVE-CURRENT INTERACTIONS IN WATER OF VARYING DEPTH

M. A. TAYFUN, R. A. DALRYMPLE and C. Y. YANG\*

Department of Civil Engineering, University of Delaware, Newark, Delaware 19711, U.S.A.

**Abstract**—Refraction of incoherent random gravity waves with currents and bottom topography results in spatial variations in the spectral characteristics of the free surface. Prediction of such variations based on the radiation transfer equation is in a simple analytic form for the case of one dimensional inhomogeneities in currents and topography. This analytic form is examined in terms of two-dimensional wave number- and polar frequency-direction spectra along the associated dynamic and kinematic constraints relevant to wave breaking and reflection. Results are specialized to the simplest case of horizontal shear currents in deep and shallow water with explicit examples to illustrate the relative and combined effects of currents and topography on free surface spectra.

### INTRODUCTION

REFRACTION of surface waves interacting with currents and/or underwater topography results in spatial variations in their kinematic and dynamic properties. At present, a well-known wave refraction theory exists to predict such variations for linear monochromatic waves. However, description of the sea surface in terms of monochromatic waves is at best an approximation since most realistic sea states have a more complex, randomly irregular structure. This structure is concisely characterized by a two-dimensional mean square spectral distribution over a wave number space or a polar frequency direction space. Consequently, the application of the concepts developed for monochromatic waves interacting with currents and underwater topography to the prediction of the spatial transformation of spectral characteristics is of interest in the study of random waves and related phenomena. The earliest effort in this direction is by Longuet-Higgins (1956, 1957), who derived the transformation of two-dimensional wave number spectra by refraction over a general topography. Later, Phillips (1966), Hasselmann (1968) and others generalized Longuet-Higgins' results as a systematic energy balance formulation for the prediction of spatially inhomogeneous spectra, taking into account current interactions, various dissipative and generative effects as well. This formulation has been recently extended to nonlinear random waves by Willebrand (1975). However, explicit solutions and applications of the energy balance or radiation transfer equation have been demonstrated only in a few cases. Karlsson's (1969) numerical predictions of the refractive transformation of polar frequency-direction spectra over topographies with parallel and irregular contours, Krasitskiy's (1974) closed form predictions of a similar nature but restricted to parallel contours in essence constitute further explorations and applications on Longuet-Higgins' (1957) depth-refraction solution. Similarly, by also taking into account an approximate form of bottom friction, Collins (1972) numerically computed spatial variations in spectra due to depth refraction. In the case of unidirectional waves interacting with an opposing or following

\*Please direct all correspondence to C. Y. Yang.

current in deep water, the explicit transformation of one-dimensional frequency spectra was given by Phillips (1966, p. 60). The applications of this to current measurements and wave forces were demonstrated by Huang *et al.* (1972) and Tung and Huang (1973).

The motivation here is to explore some straightforward solutions of the radiation transfer equation for a medium with one-dimensional variations in horizontal current components and topography. Attention is also restricted to linear waves, neglecting various nonlinear mechanisms, dissipation and generation effects. Guided by analogous concepts on monochromatic waves, dynamic and kinematic constraints related to wave breaking and reflections are examined. Results are specialized in detail to the simplest case of horizontal shear currents in deep and shallow water, and their salient features are illustrated with explicit examples.

#### DEFINITIONS AND ANALYSIS

An incoherent random wave field can be represented by

$$\eta(\mathbf{x}, t) = \sum_n a_n(\mathbf{x}, t) \cos(\mathbf{k}_n \cdot \mathbf{x} - \omega t + \mu_n) \quad (1)$$

where  $\mu_n$  represents random phases uniformly distributed over  $(0, 2\pi)$ ;  $\mathbf{k}_n$  and  $\omega_n$  define the vector wave number and frequency, respectively; and  $a_n$  is a Fourier amplitude regarded as a slowly varying function of time,  $t$ , and position,  $\mathbf{x} = (x, y)$  in a horizontal co-ordinate system fixed at still water level. As the vector wave numbers,  $\mathbf{k}_n$ , are densely distributed over a  $\mathbf{k} = (k_1, k_2)$  plane, the corresponding amplitudes,  $a_n$ , tend to become dense and also infinitesimal. Under this condition, the function,  $\psi$ , represented by

$$\psi(\mathbf{k}; \mathbf{x}, t) d\mathbf{k} \simeq \frac{1}{2} a_n^2, \quad (2)$$

with  $d\mathbf{k} = dk_1 dk_2$  as a shorthand notation, is defined as the wave number spectral density, describing the distribution of mean square surface deformation over  $\mathbf{k}$ -space locally, i.e.

$$\langle \eta^2(\mathbf{x}, t) \rangle = \frac{1}{2} \sum_n a_n^2 = \int_{\mathbf{k}} \psi(\mathbf{k}; \mathbf{x}, t) d\mathbf{k}. \quad (3)$$

This distribution will be obviously different if the definition of wave space is changed. For instance, at any point  $\mathbf{x}$  where  $\omega$  and  $\mathbf{k}$  are interrelated by a dispersion relation

$$\omega = \Omega(\mathbf{k}, \lambda) \quad (4)$$

in which the properties of the propagation medium are characterized by the function  $\lambda(\mathbf{x}, t)$ , we can write for the same mean square surface deformation

$$\langle \eta^2(\mathbf{x}, t) \rangle = \int_{\omega, \theta} \varphi(\omega, \theta; \mathbf{x}, t) \omega d\omega d\theta \quad (5)$$

where  $\theta$ , with  $(k_1, k_2) = (k \cos \theta, k \sin \theta)$ , is the direction of  $\mathbf{k}$  relative to, say,  $x$  and the distribution  $\varphi$  represents the so-called directional spectral density.  $\psi$  and  $\varphi$  are connected by

$$\psi(\mathbf{k}; \mathbf{x}, t) = \frac{\omega}{k} \frac{\partial \Omega}{\partial k} \varphi(\omega, \theta; \mathbf{x}, t). \quad (6)$$

Consider now a medium with nonuniform still water depth  $h$  and moving with velocity  $\mathbf{U}$  relative to the fixed  $(\mathbf{x}, z)$  co-ordinate system. It is assumed that the temporal and spatial variations in  $h$  and  $\mathbf{U}$  over any given period and wavelength, i.e.  $|\nabla h|/kh$ ,  $(\partial h/\partial t)/\omega h$  etc., are much smaller than unity, and that the continuity equation for the mean flow is satisfied (see, e.g. Bretherton and Garrett, 1969, p. 554). We can write (Phillips, 1966, p. 43)

$$\omega = \Omega(\mathbf{k}, \lambda) = \mathbf{U} \cdot \mathbf{k} + \omega' \quad (7)$$

where

$$\omega' = [gk \tanh kh]^{1/2} \quad (8)$$

represents the frequency relative to a coordinate system moving with the current  $\mathbf{U}$ . Furthermore, the equations for wave rays are given as (see, e.g. Bretherton and Garrett, 1969; Kenyon, 1971)

$$\frac{d\mathbf{x}}{dt} = \frac{\partial \Omega}{\partial \mathbf{k}} \quad \text{and} \quad \frac{d\mathbf{k}}{dt} = - \frac{\partial \Omega}{\partial \lambda} \frac{\partial \lambda}{\partial \mathbf{x}}. \quad (9)$$

Of the preceding expressions, the first describes a wave ray, i.e., the path traced out by an observer moving with the absolute group velocity

$$\mathbf{C}_G = \frac{\partial \Omega}{\partial \mathbf{k}} = \frac{\partial}{\partial \mathbf{k}} (\mathbf{U} \cdot \mathbf{k}) + \mathbf{C}'_G \quad (10)$$

in which

$$\mathbf{C}'_G = \frac{\partial \omega' \mathbf{k}}{\partial k} \quad (11)$$

denotes the group velocity relative to  $\mathbf{U}$ , and the second of (9) describes the change in the vector wave number,  $\mathbf{k}$ , along the ray.

Under conservative conditions in which dissipation, generation and wave-wave interactions can be neglected, the energy balance reduces to (see, e.g., Willebrand, 1975, p. 125)

$$\left( \frac{\partial}{\partial t} + \mathbf{C}_G \cdot \nabla_2 \right) \left( \frac{\psi}{\omega'} \right) = 0 \quad (12)$$

where  $\nabla_2 = (\partial/\partial x, \partial/\partial y)$  represents the horizontal gradient operator.

Clearly (12) describes the propagation of the quantity  $(\psi, \omega')$ , referred to as *wave action spectral density*, in a general time dependent inhomogeneous medium, and implies that

$$\frac{\psi}{\omega'} = \frac{\omega}{k} \frac{\partial \Omega}{\partial k} \frac{\varphi}{\omega'} = \text{constant} \quad (13)$$

along a wave ray. Therefore, this result together with (9) and the initial values of  $\psi$  (or  $\varphi$ ),  $\mathbf{x}$  and  $\mathbf{k}$  at one time are sufficient to determine the spectral density  $\psi(\mathbf{k}; \mathbf{x}, t)$  or  $\varphi(\omega, \theta; \mathbf{x}, t)$ . An obvious alternative that avoids the excessive numerical integration involved in ray tracing in general is to solve (12) by a finite difference approximation, this time, together with the irrotationality condition and the kinematical conservation equation for the vector wave number,  $\mathbf{k}$  (see, e.g., Phillips, 1966, p. 43).

In order to explore more explicitly what is involved in (13) in the following, we consider the simple and interesting case of steady state conservative random waves propagating from a spatially homogeneous region such as deep water into an inhomogeneous region with a nonuniform depth profile  $h(x)$ , and traversing a steady nonuniform current field,  $\mathbf{U} = [U(x), V(x), W(x, z)]$ , as schematically illustrated in Fig. 1. Under these conditions, the

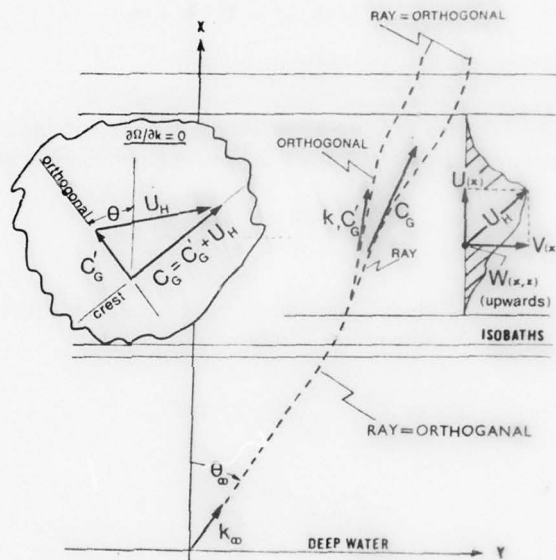


FIG. 1. Schematic diagram showing various definitions and (insert) the limit case  $\partial\Omega/\partial\mathbf{k} = 0$ .

spatial inhomogeneity of the problem is restricted only to the  $x$ -direction with

$$k \sin \theta = \text{constant}, \quad (14)$$

and the absolute frequency  $\omega$  is invariant. The angle,  $\theta$ , relative to the  $x$ -axis is taken to be positive clockwise. It is now immediate, from (7) and (13) with  $\mathbf{U}_H = [U(x), V(x), 0]$ , that

$$\frac{\psi(\mathbf{k})}{\omega - \mathbf{U}_H \cdot \mathbf{k}} = \frac{\omega \partial\Omega}{k \partial k} \frac{\varphi(\omega, \theta)}{\omega - \mathbf{U}_H \cdot \mathbf{k}} = \text{constant} \quad (15)$$

in the  $x$ -direction. It is understood in (15) that  $\psi$  and  $\varphi$  are independent of  $t$ , and the  $x$ -dependency of both quantities are kept implicit for simplicity. Also, to specify various

space-dependent quantities more explicitly, we will, from now on, designate deep water values that are spatially homogeneous in the absence of currents by the subscript ( $\infty$ ), those in finite depth and in the absence of currents by the zero subscript and leave all values in the presence of a current unsubscripted irrespective of any depth consideration. In this manner, it is noted that the simplest form of the constant in (15) is  $(\psi/\omega)_\infty$  or  $(C_G \varphi/k)_\infty$ . In terms of these and from (15) it follows, therefore, that the inhomogeneous densities  $\psi(\mathbf{k})$  and  $\varphi(\omega, \theta)$  are given by

$$\psi(\mathbf{k}) = \left( \frac{1 - \mathbf{U}_H \cdot \mathbf{k}}{\omega} \right) \psi_\infty(\mathbf{k}_\infty) \quad (16)$$

$$\varphi(\omega, \theta) = \frac{k (C_G)_\infty \left( \frac{1 - \mathbf{U}_H \cdot \mathbf{k}}{\omega} \right)}{k_\infty (\partial\Omega/\partial k)} \varphi_\infty(\omega, \theta_\infty). \quad (17)$$

The general character of the preceding results indicates that the interaction between a random wave field and nonuniform current-depth effects involves a spatial transformation of the spectral magnitudes,  $\psi_\infty, \varphi_\infty$ , and their respective wave spaces. However, before we proceed to interpret this transformation, it is appropriate to discuss various kinematical and dynamical constraints embedded in the above equations. First, note from (16) and (17) that the condition

$$\left( 1 - \frac{\mathbf{U}_H \cdot \mathbf{k}}{\omega} \right) \geq 0 \quad (18)$$

must be satisfied, in particular, by the components propagating in the direction of the local current,  $\mathbf{U}_H$ . However, it is also noted that these components must locally have  $|\sin \theta| \leq 1$ . The latter constraint can be expressed, using (7), (8) and (14), in the form

$$\left( 1 - \frac{\mathbf{U}_H \cdot \mathbf{k}}{\omega} \right) \geq [\tanh(kh) |\sin \theta_\infty|]^{1/2}. \quad (19)$$

Recognizing that  $1 > \tanh(kh) |\sin \theta_\infty| > 0$ , it becomes evident that the kinematical constraint implied by (19), *only*, is significant. In essence, this constraint is an extension of that given by Longuet-Higgins and Stewart (1961, p. 547) to the inclusion of the effect of nonuniform water depth. At the lower limit where (19) becomes an equality,  $|\sin \theta| = 1$ , and, therefore, we assume in analogy with monochromatic wave behavior that the associated spectral component is totally reflected (see, e.g., Longuet-Higgins and Stewart, 1961; Kenyon, 1971).

The quantity  $\partial\Omega/\partial k$  in the denominator of (17) represents the component of the transport velocity,  $C_G$ , along the orthogonal or, equivalently, in the propagation direction ( $\mathbf{k}/k$ ) of a component wavelet. Therefore, locally, the condition

$$\frac{\partial\Omega}{\partial k} = C_G \cdot \frac{\mathbf{k}}{k} = C'_G + \mathbf{U}_H \cdot \frac{\mathbf{k}}{k} > 0 \quad (20)$$

must be satisfied. In other words, the local group velocity,  $C'_G$ , must be opposite in direction and larger in magnitude relative to the horizontal current component,  $\mathbf{U}_H \cdot (\mathbf{k}/k)$ , in the direction of wave propagation. In the limit condition when  $C'_G = -\mathbf{U}_H \cdot (\mathbf{k}/k)$ , as schematically illustrated in the insert to Fig. 1, the associated spectral component can no longer propagate against the current in that direction. Theoretically, the local spectral magnitude,  $\varphi$ , becomes infinite. As in the case of monochromatic waves (see, e.g., Longuet-Higgins and Stewart, 1961), this suggests that these spectral components will tend to diminish or attenuate by *wave breaking* and, possibly, by a lateral stretching in the crest direction before this point is reached. Note from (16) that the corresponding spectral magnitude,  $\psi$ , over  $\mathbf{k}$ -space remains always bounded (i.e.,  $\leq 2$ ). It is, however, evident that (16) as well as all other results and definitions of the preceding analysis will lack validity near the critical point.

In summarizing the preceding discussion now, we may conclude that the spatial transformations of the spectral magnitudes,  $\psi_\infty$  and  $\varphi_\infty$  via (16) and (17) are subject to the reflection and breaking constraints (19) and (20), respectively. The transformations of the incident densities,  $\varphi_\infty$  and  $\psi_\infty$  are, therefore, continuous in  $x$  for all but the attenuated and reflected components. The regions of the incident,  $\mathbf{k}_\infty$  — or  $\omega$ ,  $\theta_\infty$ -space that violate either of these constraints at a point,  $x$ , are cut-off, or simply deleted beyond that point, assuming the absence of any sort of interaction between the attenuated and/or reflected components and those remaining. However, the original incident wave space is to be properly modified, as will be illustrated later with examples, by the reflected components in a manner consistent with the steady state assumption.

In general, the spatial transformation of the magnitude  $\psi_\infty$  is entirely due to the current interaction in contrast with the transformation of  $\varphi_\infty$  that involves the combined current-depth effects. The spectral magnitude,  $\psi$ , relevant to components with a locally opposing angle to the current (i.e.  $\mathbf{U}_H \cdot \mathbf{k} < 0$ ) are amplified in comparison with  $\psi_\infty$ , and those propagating with the current (i.e.,  $\mathbf{U}_H \cdot \mathbf{k} > 0$ ) are suppressed irrespective of any depth consideration. In the case of  $\varphi$ , the current effect on components locally opposing the current is qualitatively the same as in the case of  $\psi$ , i.e., amplification. However, for components propagating with the current, the net effect of the combined current-depth interactions could be an amplification or suppression of  $\varphi$  relative to  $\varphi_\infty$  depending, from (17), on whether the associated  $\omega$ ,  $\theta_\infty$  values satisfy the condition

$$k_\infty \frac{\partial \Omega}{\partial k} < k(C_G)_\infty \left( 1 - \frac{\mathbf{U}_H \cdot \mathbf{k}}{\omega} \right) \quad (21)$$

or not, respectively.

The local  $\mathbf{k}$ -space associated with the transformed magnitude  $\psi$  is distorted by the combined current-depth effects in terms of the magnitude  $k$  as well as the direction  $\theta$  of the wave number vector  $\mathbf{k}$ . On the other hand the distortion in the polar  $\omega$ ,  $\theta$ -space is entirely due to the spatial dependence of  $\theta$ . Since the complete spectral transformations require the mapping of the density  $\psi$  or  $\varphi$  desirably in the form of contours in the local wave space, the invariant nature of the frequency  $\omega$  makes the polar  $\omega$ ,  $\theta$ -space particularly advantageous to work with. Therefore, the discussion will be restricted to this space from now on.

**HORIZONTAL SHEAR CURRENT CASE, EXAMPLES, AND VARIATION  
OF MEAN ENERGY**

Considering the simplest case of a horizontal shear current,  $U_H = [0, V(x), 0]$ , and using (7), (8), (10), (11) and (14) result in the following:

$$\omega^2 \left[ 1 - \frac{V(x)}{C_\infty} \sin \theta_\infty \right]^2 = gk \tanh kh \quad (22)$$

represents the dispersion relation, and

$$C' = C_\infty \left[ 1 - \frac{V(x)}{C_\infty} \sin \theta_\infty \right]^{-1} \tanh kh \quad (23)$$

is the phase speed relative to the current. Also

$$\sin \theta = (k_\infty/k) \sin \theta_\infty \quad (24)$$

$$= (\tanh kh \left[ 1 - \frac{V(x)}{C_\infty} \sin \theta_\infty \right]^{-2}) \sin \theta_\infty$$

$$k = k_\infty \left[ 1 - \frac{V(x)}{C_\infty} \sin \theta_\infty \right]^2 (\tanh kh)^{-1} \quad (25)$$

$$\frac{\partial \Omega}{\partial k} = \frac{\omega}{k} \left[ n + (1-n) \frac{V(x)}{C_\infty} \sin \theta_\infty \right] \quad (26)$$

where

$$n = \frac{C'_G}{C'} = \frac{1}{2} \left[ 1 + \frac{2kh}{\sinh 2kh} \right] \quad (27)$$

On substitution from these (13), (19) and (20) become, respectively,

$$\varphi(\omega, \theta) = \frac{k C_\infty \left[ 1 - \frac{V(x)}{C_\infty} \sin \theta_\infty \right]}{2k \left[ n + (1-n) \frac{V(x)}{C_\infty} \sin \theta_\infty \right]} \varphi_\infty(\omega, \theta_\infty) \quad (28)$$

$$\left[ 1 - \frac{V(x)}{C_\infty} \sin \theta_\infty \right] \geq [(\tanh kh) \sin \theta_\infty]^{1/2}, \theta_\infty > 0 \quad (29)$$

$$\frac{n}{(1-n)} C_\infty > -V(x) \sin \theta_\infty, \theta_\infty < 0. \quad (30)$$

At this point, it is worthwhile to discuss some examples illustrating what is involved in the preceding transformations and constraints. For simplicity in presentation the examples

will be confined to deep and shallow water conditions where various key definitions involved in the transformation (28) become analytically tractable. Furthermore, it will be convenient to nondimensionalize various quantities in terms of the value  $V_m = \max V(x)$  as follows:

$$\omega^* = \frac{\omega V_m}{g}, k^* = \frac{k V_m^2}{g}, h^* = \frac{gh(x)}{V_m^2}, \varphi^* = \left(\frac{V_m}{g}\right)^2 \varphi. \quad (31)$$

The explicit form of the incident spatially homogeneous deep water spectral density in both examples is assumed to be

$$\varphi_{\infty}^*(\omega^*, \theta_{\infty}) = \begin{cases} 1 & ; 1/2 \leq \omega^* \leq 3, |\theta_{\infty}| \leq \pi/2. \\ 0 & ; \text{otherwise} \end{cases} \quad (32)$$

The incident  $\omega^*, \theta_{\infty}$ -space has, therefore, a semi-annular shape as schematically illustrated in Figs. 2 and 7 (continuous line boundary). A spectral density of the form (32) by no means

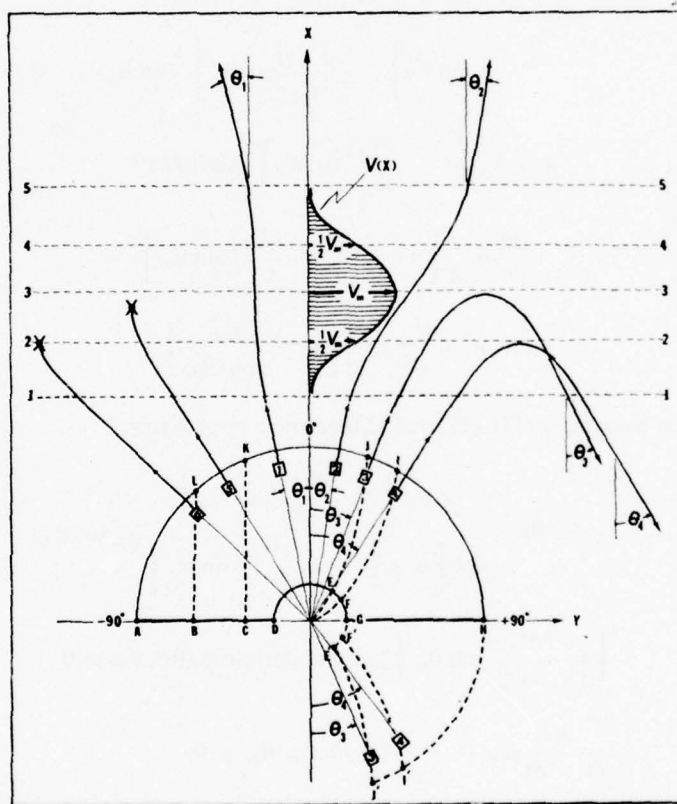


FIG. 2. Example 1: Current interactions in deep water. Definition sketch showing the qualitative effect of the shearing current on wave orthogonals for various angles of entry  $\theta_{\infty}$ .

characterizes any oceanic situation. This artificial form is of convenience here in that the deformation of the incident  $\omega$ ,  $\theta_\infty$ -space and contours of density amplification or suppression can be followed easily. Also, because of the unity magnitude, the transformation of a more realistic spectral density is readily obtained with a simple multiplication of amplitudes over regions of  $\omega$ ,  $\theta_\infty$ -space coincident with the one chosen here.

*Example 1: Current interactions in deep water*

In deep water (24), (29), (30) and (28) become, respectively,

$$\sin \theta = \left[ 1 - \frac{V(x)}{V_m} \omega^* \sin \theta_\infty \right]^{-2} \sin \theta_\infty \quad (33)$$

$$\frac{V(x)}{V_m} \omega^* \sin \theta_\infty \leq (1 - \sin^2 \theta_\infty), \quad \theta_\infty > 0 \quad (34)$$

$$-\frac{V(x)}{V_m} \omega^* \sin \theta_\infty < 1, \quad \theta_\infty < 0 \quad (35)$$

$$\varphi^*(\omega^*, \theta) / \varphi^*(\omega^*, \theta_\infty) = A \quad (36)$$

where the *spectral amplification factor*,  $A$  is in the form

$$A = \left[ 1 - \frac{V(x)}{V_m} \omega^* \sin \theta_\infty \right]^5 \left[ 1 + \frac{V(x)}{V_m} \omega^* \sin \theta_\infty \right]^{-1} \quad (37)$$

The shear current field,  $V(x)$ , shown schematically in Fig. 2, consists of regions of monotonic increase and decrease. It is evident from (37) and (33) that

$$A \begin{cases} > 1 (\theta_\infty < 0) \\ = 1 (\theta_\infty = 0) \\ < 1 (\theta_\infty > 0) \end{cases} \quad (38)$$

and the contours of density  $\varphi^* = A = \text{constant}$ , corresponding to various fixed values of the product  $\omega^* \sin \theta_\infty$ , are straight lines parallel to the direction of normal incidence ( $\theta_\infty = \theta = 0^\circ$ ) over both  $\omega^*$ ,  $\theta_\infty$ - and  $\omega^*$ ,  $\theta$ -space. The breaking constraint (35) indicates the regions of the incident  $\omega^*$ ,  $\theta_\infty$ -space to be deleted in a progressive manner dependent on the ratio  $V(x)/V_m$  and whether  $dV/dx > 0$  or  $dV/dx < 0$ . For instance, referring to Fig. 2, the spectral components in the region ABL of the incident  $\omega^*$ ,  $\theta_\infty$ -space are entirely eliminated by the time waves propagate to the section (2-2) where  $V(x) = 0.5 V_m$ . Similarly, the components in the region BCKL gradually dissipate as waves advance from (2-2) to (3-3). However, beyond (3-3) where  $dV/dx < 0$ , wave breaking has no influence on the spectral components to the right of the line CK. For  $\theta_\infty > 0$ , the reflection constraint (34) suggests that, as waves propagate from (1-1) to (2-2), the part IFGH of the incident  $\omega^*$ ,

$\theta_\infty$ -space be eliminated at (2-2). Similarly, from (2-2) to (3-3), the components in the region EFIJ are reflected leaving only the part CDEJK of the incident wave space beyond (3-3) where breaking and reflection become immaterial. However, for a steady state, the reflected spectral components must be properly accounted for since they propagate back in the direction  $(\pi - \theta)$  locally and modify the incident wave space. Therefore, the deep water density  $\varphi_\infty^*(= 1)$  and the associated  $\omega^*, \theta_\infty$ -space must be modified as shown in Fig. 2 by dash lines with the region Ge'J'H representing the mirror image of the part GEJH that has been progressively reflected back as waves propagated from (1-1) to (3-3).

Figures 3-5 correspond to a simple mapping of the transformed densities over their local  $\omega^*, \theta_\infty$ -spaces at any point along the lines (2-2), (3-3) and (4-4) of Fig. 2, respectively. By the lettering in Fig. 2 and the corresponding ones in these figures, the local distortion of the various regions of the incident wave space, and the amplification or suppression of the spectral magnitudes are easily observed. It is noted in each case that the spectral amplitude of components with normal incidence to the current ( $\theta_\infty = 0^\circ$ ) traverse the current unaffected, whereas those with opposing (following) angles of entry are amplified (suppressed). In Fig. 3, the region FE'J'I represents those components reflected back in between (2-2) and (3-3). Finally, Fig. 6 illustrates the spectral density and the associated wave space at any point on and beyond the line (5-5) where  $V(x) = 0$ . The spectral magnitudes ( $= 1$ ) and the wave space in this figure are, therefore, exactly the same as the CDEJK part of Fig. 2.

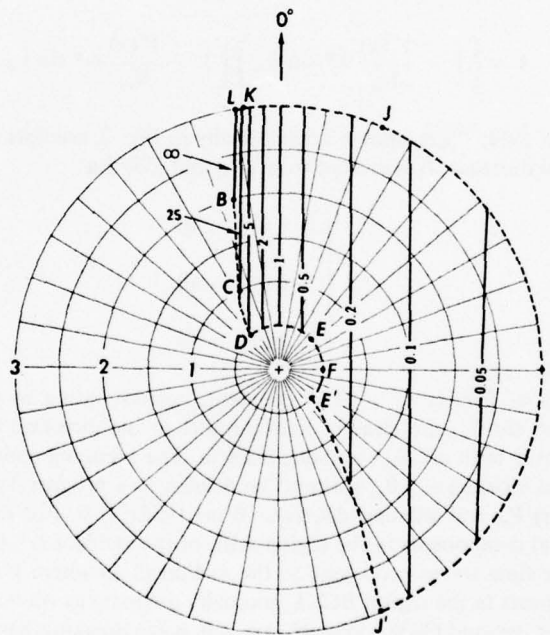


FIG. 3. Example 1: Current interactions in deep water. Contours of  $\varphi^* = A = \text{const.}$  and the associated  $\omega^*, \theta_\infty$ -space at any point along section 2-2.

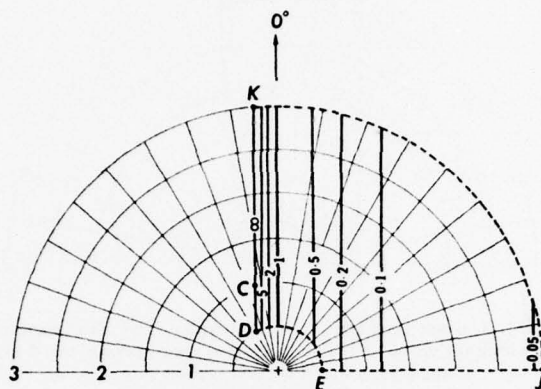


FIG. 4. Example 1: Current interactions in deep water. Contours of  $\phi^* = A = \text{const.}$  and the associated  $\omega^*$ ,  $\theta$ -space at any point along section 3-3.

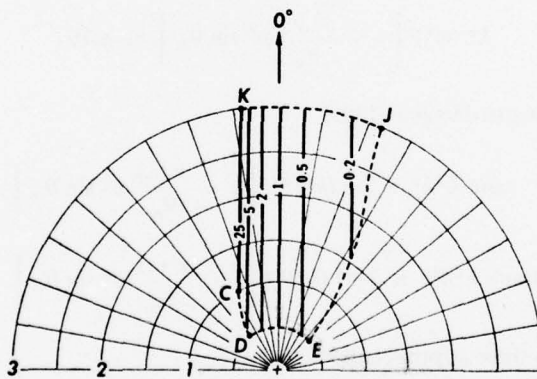


FIG. 5. Example 1: Current interactions in deep water. Contours of  $\phi^* = A = \text{const.}$  and the associated  $\omega^*$ ,  $\theta$ -space at any point along section 4-4.

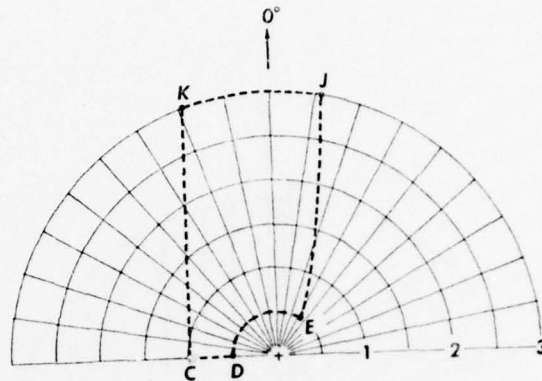


FIG. 6. Example 1: Current interactions in deep water. The directional spectral density  $\phi^* = \phi_{\infty}^* (= 1)$ , within the dashed-line boundary and the associated  $\omega^*$ ,  $\theta$ -space ( $= \omega^*, \theta_{\infty}$ ) at any point on and beyond section 5-5.

*Example 2: Current interactions in shallow water*

By virtue of the definitions (31), we may rewrite the dispersion relation (22) as:

$$\tanh k^*h^* = \frac{(\omega^*)^2 \left[ 1 - \frac{V(x)}{V_m} \omega^* \sin \theta_{\infty} \right]^2}{k^*} \quad (39)$$

Under the shallow water condition

$$h^* (\omega^*)^2 \left[ 1 - \frac{V(x)}{V_m} \omega^* \sin \theta_{\infty} \right] \leq \pi/10 \quad (40)$$

we find [see, e.g., Longuet-Higgins, 1956]

$$\tanh k^*h^* \simeq \omega^* (h^*)^{1/2} \left[ 1 - \frac{V(x)}{V_m} \omega^* \sin \theta_{\infty} \right] \quad (41)$$

and

$$\frac{\partial}{\partial k^*} (\tanh k^*h^*) \simeq 2 \omega^* (h^*)^{1/2} \left[ 1 - \frac{V(x)}{V_m} \omega^* \sin \theta_{\infty} \right] \quad (42)$$

It is immediate from these approximations that

$$C' \simeq C'_G \simeq V_m (h^*)^{1/2} \quad (43)$$

and (24), (29), (30) and (28) become, respectively,

$$\sin \theta \simeq \omega^* (h^*)^{1/2} \left[ 1 - \frac{V(x)}{V_m} \omega^* \sin \theta_{\infty} \right]^{-1} \sin \theta_{\infty} \quad (44)$$

$$\frac{V(x)}{V_m} \omega^* \sin \theta_\infty \leq [1 + (h^*)^{1/2}]^{-1}, \theta_\infty > 0 \tag{45}$$

$$-\frac{V(x)}{V_m} \omega^* \sin \theta_\infty < \frac{n}{l-n} \approx \infty, \theta_\infty < 0 \tag{46}$$

$$A = \varphi^*(\omega^*, \theta) / \varphi_\infty^*(\omega^*, \theta_\infty) \approx \left[ 1 - \frac{V(x)}{V_m} \omega^* \sin \theta_\infty \right]^3 [2h^*(\omega^*)^2]^{-1} \tag{47}$$

As a specific example here, consider a current of the form schematically illustrated in Fig. 7, together with the shallow water depth profile. We see that the breaking constraint

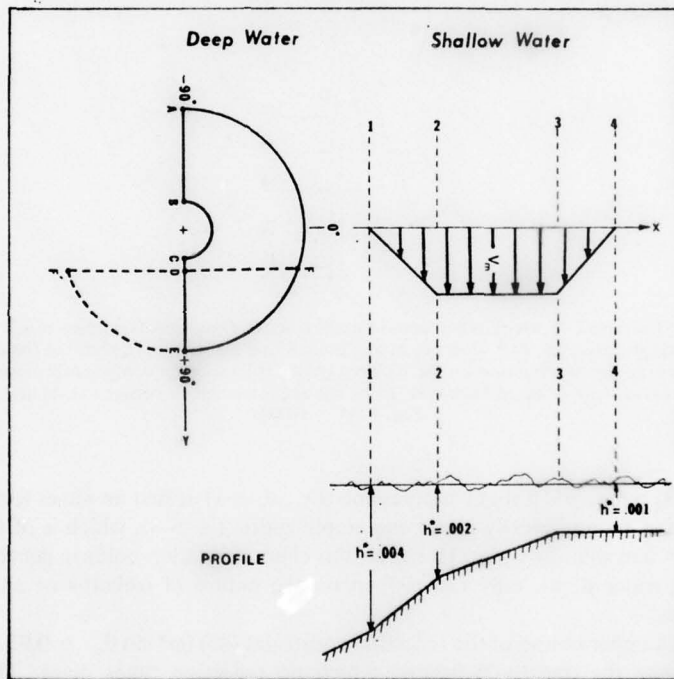


FIG. 7. Example 2: Current interactions in shallow water. Definition sketch in plan view (top) and profile.

(46) is redundant in this case. That is to say, no component with finite  $\omega^*$  in the local  $\omega^*$ ,  $\theta_0$ -space just before the current (see Figs. 7 and 8) will ever attain a breaking condition on account of excessive depth refraction which distorts and focuses the wave space in the direction of normal incidence to the current. Note, from (15) and (17) with  $\mathbf{U}_H = 0$ , that the spatial modification of spectral amplitudes due to depth effects is described by

$$A = \frac{\varphi^*}{\varphi} = \frac{(C_G/k)_\infty}{(C_G/k)} \tag{48}$$

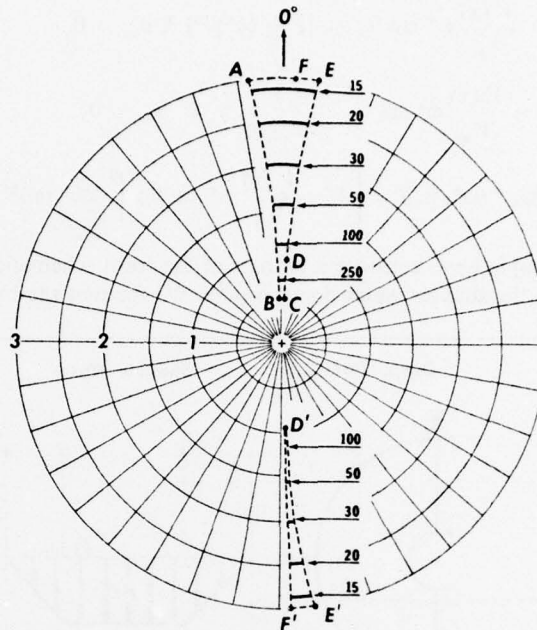


FIG. 8. Example 2: Current interactions in shallow water. Diagram of contours of  $\phi_0^* = A = \text{const.}$  and the associated  $\omega^*$ ,  $\theta_0$ -space at any point along the line (1-1), showing the dramatic effect of pure depth refraction on the incident (ABCDEF) spectral components as well as on those progressively reflected back (DF'E) by the shear current in between (1-1) and (2-2) of Fig. 7 ( $h^* = 0.004$ ).

Evidently (48) represents a slight suppression (i.e.,  $A < 1$ ) at first as waves feel the bottom, then becomes a monotonically increasing amplification ( $A > 1$ ), which is of the form (47) with  $V(x) = 0$  in shallow water. However, this characterization holds in general depending on the local water depth only rather than on the nature of isobaths or any directional consideration.

The lowest upper bound of the reflection constraint (45) ( $\omega^* \sin \theta_\infty \simeq 0.9572$ ) is realized at points along the line (2-2) beyond which no reflection takes place. This bound is schematically illustrated with the dash line DF in Fig. 7. Therefore, as waves reach (2-2), the components in the DFE region of  $\omega^*$ ,  $\theta_\infty$ -space are progressively reflected, propagating back and locally modifying the incident wave field as in the previous example. Correspondingly, the steady state deep water wave space would be as shown in the same figure, with the region DF'E bounded by dash lines representing the mirror image of DFE. Presented in the subsequent Figs. 8-11 are the local spectral contours and wave spaces corresponding to any point (1-1), (2-2), (3-3) and (4-4) of Fig. 7, respectively. In particular, Fig. 8 illustrates the depth affects discussed in the preceding on the incident and reflected spectral components just before entry to the shear current. Figures 9 and 10 present the combined current-depth effects. Qualitatively, components with an opposing angle of entry ( $\theta_\infty < 0$ ) are further amplified and focused in the direction of normal incidence. Obviously, for components

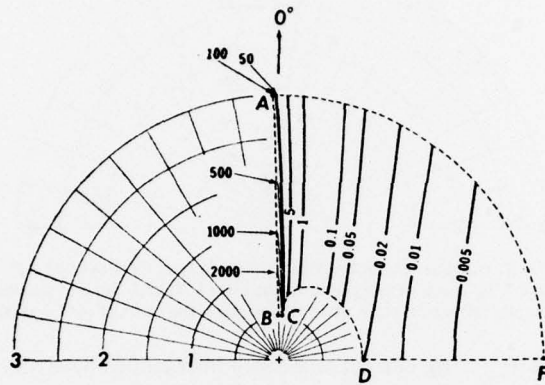


FIG. 9. Example 2: Current interactions in shallow water. Contours of  $\phi^* = A = \text{const.}$  and the associated  $\omega^*$ ,  $\theta$ -space at any point on the line (2-2), showing the combined effects of depth and current interactions ( $h^* = 0.002$ ).

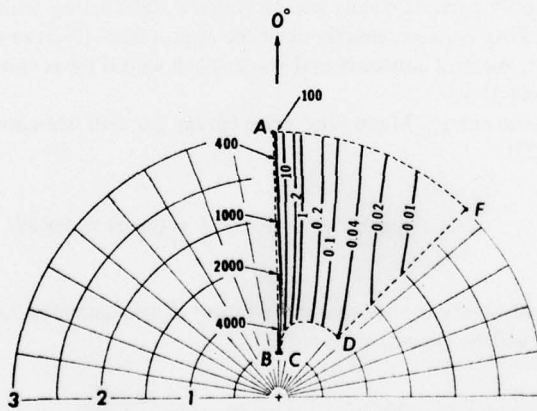


FIG. 10. Example 2: Current interactions in shallow water. Contours of  $\phi^* = A = \text{const.}$  and the associated  $\omega^*$ ,  $\theta$ -space at any point on the line (3-3), showing again the combined effects of depth and current interactions ( $h^* = 0.001$ ).

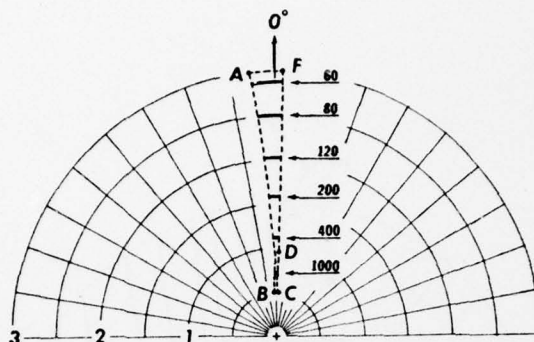


FIG. 11. Example 2: Current interactions in shallow water. Contours of  $\phi_0^* = A = \text{const.}$  and the associated  $\omega^*$ ,  $\theta_\infty$ -space at any point on the line (4-4) and, beyond showing the effect of pure depth refraction right after waves cross the current ( $h^* = 0.001$ ).

following the current ( $\theta_\infty > 0$ ), current and depth interactions have an opposing influence and their net effect is in general characterized by (47). Therefore, local spectral amplitudes for which  $\omega^*$ ,  $\theta_\infty$  values satisfy (violate) the condition  $2h(\omega^*)^2 < [1 - (V/V_m)\omega^* \sin \theta_\infty]^3$  remain amplified (suppressed) relative to the corresponding amplitudes in deep water as illustrated in Fig. 9 to the left (right) of unity contour line. Components dominated over by the current (i.e.,  $A < 1$ ) are in effect swept along with the current as they propagate from (1-1) to (2-2). Between (2-2) and (3-3) where the current is uniform, only depth effects are operative in amplifying and focusing spectral components further relative to those at (2-2). This is illustrated for any point along (3-3) in Fig. 10. Finally, beyond (3-3) where the depth is uniform, only current effects are of concern, interacting with the wave field in a reverse and diminishing manner, exactly as in the region from (3-3) to (5-5) of the previous example. Therefore, spectral contours and wave space would be as shown in Fig. 11 at any point on and beyond (4-4).

*Comments on mean energy.* Mean total wave energy per unit horizontal area is defined by (Phillips, 1966, p. 27)

$$E = \rho g \langle \eta^2 \rangle = \rho g \int_{\omega, \theta} \varphi(\omega, \theta) \omega \, d\omega \, d\theta. \quad (49)$$

In order to comment briefly on the spatial variation of this quantity for the particular case of interest, here, it will be expedient to write

$$\varphi(\omega, \theta) \omega \, d\omega \, d\theta = \varphi(\omega, \theta) \omega \, d\omega \frac{\partial \theta}{\partial \theta_\infty} \, d\theta_\infty \quad (50)$$

where, by virtue of (24),

$$\frac{\partial \theta}{\partial \theta_\infty} = \frac{k_\infty}{k \cos \theta} \left( \cos \theta_\infty - \frac{\sin \theta_\infty}{k} \frac{\partial k}{\partial \theta_\infty} \right) \quad (51)$$

and, from (25),

$$\frac{\partial k}{\partial \theta_\infty} = - \frac{k k_\infty V(x) \cos \theta_\infty}{n \omega \left[ 1 - \frac{V(x)}{C_\infty} \sin \theta_\infty \right]} \quad (52)$$

On substitution from (50), (51) and (52), (49) can be written as

$$E = \rho g \int_{\omega, \theta_\infty \in R} \frac{(n \sin 2\theta)_\infty}{n \sin 2\theta} \varphi_\infty(\omega, \theta_\infty) \omega \, d\omega \, d\theta_\infty \quad (53)$$

where  $R$  represents the region of the incident  $\omega, \theta_\infty$ -space that is not deleted by wave breaking and/or reflection as waves propagate to the point of interest. This expression is a generalization of various well-known results associated with monochromatic waves and, of course, with a narrow-band random wave field. For instance, in the case of monochromatic waves with the incident height,  $H_\infty$ , frequency  $\omega$ , direction  $\theta_\infty$ , and energy  $E_\infty = (1/8)\rho g H_\infty^2$ , one can show from (53) that

$$E = \frac{(n \sin 2\theta)_\infty}{n \sin 2\theta} E_\infty \quad (54)$$

This obviously reduces to the familiar form

$$E_0 = \frac{(C_G \cos \theta)_\infty}{(C_G \cos \theta)_0} E_\infty \quad (55)$$

in the absence of any currents (see, e.g., Phillips, 1966, p. 53), and to

$$E = \frac{\sin 2\theta_\infty}{\sin 2\theta} E_\infty \quad (56)$$

in deep water with the presence of currents (Longuet-Higgins and Stewart, 1961, p. 547).

#### CONCLUDING REMARKS

A mean-square spectral distribution constitutes a concise characterization for incoherent random gravity waves. In the preceding, the spatial transformation of this distribution by refraction due to currents and bottom topography has been presented in closed form and with explicit examples in the particular case of one-dimensional variations in currents and topography. Clearly, the omission of various other realistic effects such as nonlinear mechanisms, frictional dissipation, generation, etc., requires a tentative judgment on the results here as in the case of linear monochromatic waves. It is seen, however, that currents and underwater topography can have a dramatic influence on the spectral characteristics of random waves. Shear currents, in effect, act as a filter, dissipating and/or reflecting certain components while transmitting others with a substantial amplification or reduction in amplitude. These interactions are, then, modified further and become more complex in shallower depths with depth refraction and shoaling. Various aspects of these interactions,

particularly kinematics, are well known in the case of deterministic monochromatic waves. The primary motivation in the extension of these concepts to incoherent random waves lies in the more general character of results in terms of a spatially inhomogeneous spectral distribution and, therefore, in the fact that it supplements the statistical approach to the description of the real ocean surface. This approach is presently considered by many as a more fruitful one than a deterministic theory based on a monochromatic wave train.

*Acknowledgements*—Financial support for this work was provided by the Geography Programs of the Office of Naval Research under contract No. N0014-76-C-0412 with the University of Delaware. The authors gratefully acknowledge the helpful comments by the referees and R. G. Dean.

#### REFERENCES

- BRETHERTON, F. P. and GARRETT, C. J. R. (1968) Wavetrains in inhomogeneous moving media, *Proc. Roy. Soc., A* **302**, 529–554.
- COLLINS, J. I. (1972) Prediction of shallow-water spectra, *J. Geophys. Res.* **77**, 2693–2707.
- HASSELMANN, K. (1968) Weak-interaction theory of ocean waves, *Basic Developments in Fluid Dynamics*. (Edited by M. Holt), Vol. 2, pp. 117–182, Academic Press, New York.
- HUANG, N. E., CHEN, D. T., TUNG, C. C. and SMITH, J. R. (1972) Interactions between steady nonuniform currents and gravity waves with application for current measurements, *J. Phys. Oceanography* **2**, 420–431.
- KARLSSON, T. (1969) Refraction of continuous wave spectra, *J. Waterways, Harbors and Coastal Eng., Am. Soc. Civil Eng.* **WW4**, 437–448.
- KENYON, K. E. (1971) Wave refraction in ocean currents, *Deep-Sea Res.* **18**, 1023–1034.
- KRASITSKIY, V. P. (1974) Towards a theory of transformation of the spectrum on refraction of wind waves, *Atmos. & Oceanic Phys.* **10**(1), 72–82.
- LONGUET-HIGGINS, M. S. (1956) The refraction of sea waves in shallow water, *J. Fluid Mech.* **1**, 163–176.
- LONGUET-HIGGINS, M. S. and STEWART, R. W. (1961) The changes in amplitude of short gravity waves on steady nonuniform currents, *J. Fluid Mech.* **10**, 529–549.
- LONGUET-HIGGINS, M. S. (1957) On the transformation of a continuous spectrum by refraction, *Proc. Cambridge Phil. Soc.* **53**, 226–229.
- PHILLIPS, O. M. (1966) *Dynamics of the Upper Ocean*, pp. 1–261, Cambridge University Press, London.
- TUNG, C. C. and HUANG, N. E. (1973) Combined effects of current and waves on fluid force, *Ocean Engng* **2**, 183–193.
- WILLEBRAND, J. (1975) Energy transport in a nonlinear and inhomogeneous random gravity wave field, *J. Fluid Mech.* **70** (1), 113–126.

DISTRIBUTION

Office of Naval Research  
Geography Programs  
Code 462  
Arlington, VA 22217

Defense Documentation Center  
Cameron Station  
Alexandria, VA 22314

Director, Naval Research Lab  
ATTN: Technical Information Officer  
Washington, D.C. 20375

Director  
Office of Naval Research Branch Office  
1030 East Green Street  
Pasadena, CA 91101

Director  
Office of Naval Research Branch Office  
536 South Clark Street  
Chicago, IL 60605

Director  
Office of Naval Research Branch Office  
495 Summer Street  
Boston, MA 02210

Commanding Officer  
Office of Naval Research Branch Office  
Box 39  
FPO New York 09510

Chief of Naval Research  
Asst. for Marine Corps Matters  
Code 100M  
Office of Naval Research  
Arlington, VA 22217

NORDA  
Code 400  
National Space Technology Laboratories  
Bay St. Louis, MS 39520

Office of Naval Research  
Operational Applications Division  
Code 200  
Arlington, VA 22217

Office of Naval Research  
Scientific Liaison Officer  
Scripps Institution of Oceanography  
La Jolla, CA 92093

Director, Naval Research Laboratory  
ATTN: Library, Code 2628  
Washington, D.C. 20375

ONR Scientific Liaison Group  
American Embassy - Room A-407  
APO San Francisco 96503

Commander  
Naval Oceanographic Office  
ATTN: Library, Code 1600  
Washington, D.C. 20374

Naval Oceanographic Office  
Code 3001  
Washington, D.C. 20374

Chief of Naval Operations  
OP 987P1  
Department of the Navy  
Washington, D.C. 20350

Oceanographer of the Navy  
Hoffman II Building  
200 Stovall Street  
Alexandria, VA 22322

Naval Academy Library  
U. S. Naval Academy  
Annapolis, MD 21402

Commanding Officer  
Naval Coastal Systems Laboratory  
Panama City, FL 32401

Dr. Benno M. Brenninkmeyer, SJ  
Dept. of Geology and Geophysics  
Boston College  
Chestnut Hill, MA 02167

Coastal Studies Institute  
Louisiana State University  
Baton Rouge, LA 70803

Dr. Bernard LeMehaute  
Tetra Tech., Inc.  
630 North Rosemead Blvd.  
Pasadena, CA 91107

Dr. Richard A. Davis, Jr.  
Department of Geology  
University of South Florida  
Tampa, FL 33620

Dr. William T. Fox  
Department of Geology  
Williams College  
Williamstown, MA 01267

Dr. William S. Gaither  
Robinson Hall

Dr. John T. Kuo  
Henry Krumb School of Mines  
Seely W. Mudd Building  
Columbia University  
New York, NY 10027

Dr. Edward B. Thornton  
Department of Oceanography  
Naval Postgraduate School  
Monterey, CA 93940

Prof. C. A. M. King  
Department of Geogrphay  
University of Nottingham  
Nottingham, England NG7 2RD

Dr. Douglas L. Inman  
University of California A-009  
Shore Processes Laboratory  
La Jolla, CA 92093

Dr. Omar Shemdin  
Jet Propulsion Laboratory 183-501  
4800 Oak Grove Drive  
Pasadena, CA 91103

Dr. William L. Wood  
Department of Geosciences  
Purdue University  
Lafayette, IN 47907

Dr. Alan W. Niedoroda  
Director, Coastal Research Center  
University of Massachusetts  
Amherst, MA 01002

Dr. Vernon W. Pidgeon  
Dynex Consulting Company  
1001 Kimberly Lane  
Lynn Haven, FL 32444

Dr. Lester A. Gerhardt  
Rennselaer Polytechnic Institute  
Troy, NY 12181

Mr. Fred Thomson  
Environmental Research Institute  
P. O. Box 618  
Ann Arbor, MI 48107

Dr. J. A. Dracup  
Environmental Dynamics, Inc.  
1609 Westwood Blvd., Suite 202  
Los Angeles, CA 90024

Dr. Thomas K. Peucker  
Simon Fraser University  
Department of Geography  
Burnaby 2, B. C., Canada

Dr. Bruce Hayden  
Department of Environmental Sciences  
University of Virginia  
Charlottesville, VA 22903

Mr. Tage Strarup  
Defence Research Establishment  
Osterbrogades Kaserne  
DK-2100 Kobenhavn O, Denmark

Dr. Yoshimi Goda  
Director, Wave Research Division  
Port and Harbor Research Institute  
Ministry of Transportation  
1-1 Nagase, 3 Chome  
Yokosuka, 239 Japan

Prof. Dr. Rer. Nat. H. G. Gierloff-Emden  
Institut F. Geographie  
Universitaet Muenchen  
Luisenstrasse 37/III  
D-800 Muenchen 2, West Germany

Prof. Dr. Eugen Seibold  
Geol-Palaeontolog. Institut  
Universitaet Kiel  
Olshausenstrasse 40-60  
D-2300 Kiel, West Germany

Dr. R. Koester  
Geol-Palaeontolog. Institut  
Universitaet Kiel  
Olshausenstrasse 40-60  
D-2300 Kiel, West Germany

Prof. Dr. Fuehrboeter  
Lehrstuhl F. Hydromechanik U. Kuestenw  
Technische Hochschule Braunschweig  
Beethovenstrasse 51A  
D-3300 Braunschweig, West Germany

Prof. Dr. Walter Hansen  
Direktor D. Instituts F. Meereskunde  
Universitaet Hamburg  
Heimhuderstrasse 71  
D-2000 Hamburg 13, West Germany

Prof. Dr. Klaus Hasselmann  
Institut F. Geophysik  
Universitaet Hamburg  
Schlueterstrasse 22  
D-2000 Hamburg 13, West Germany

Prof. Dr. Nils Jerlov  
Institute for Physical Oceanography  
Kobenhavns Universitet  
Haraldsgade 6  
DK-2200 Kobenhavn, Denmark

Prof. Kiyoshi Horikawa  
Dept. of Civil Engineering  
University of Tokyo  
7-3-1, Hongo, Bunkyo-Ku  
Tokyo 113, Japan

Prof. Yuji Iwagaki  
Civil Engineering Department  
Kyoto University  
9 Shimogamo Zenbueho, Sakyo-Ku  
Kyoto, Japan

Dr. H. J. Schoemaker  
Waterloopkundig Laboratorium Te Delft  
61 Raam, Delft  
Netherlands

Ir. M. W. Van Batenberg  
Physisch Laboratorium Tno  
Oude Waalsdorper Weg 63, Den Haag  
Netherlands

Prof. Toshiyuki Shigemura  
Civil Engineering Department  
National Defense Academy  
1-10-20 Hashirimizu  
Yokosuka 239, Japan

Mr. H. G. Tornatore  
ITT Avionics  
9140 Old Annapolis Road  
Columbia, MD 21043

Librarian  
Naval Intelligence  
Support Center  
4301 Suitland Road  
Washington, D.C. 20390

Commanding Officer  
Naval Civil Engineering Laboratory  
Port Hueneme, CA 93041

Officer in Charge  
Environmental Research Prdctn Flty.  
Naval Postgraduate School  
Monterey, CA 93940

Dr. Warren C. Thompson  
Dept. of Meteorology and Oceanography  
Naval Postgraduate School  
Monterey, CA 93940

Director  
Amphibious Warfare Board  
U. S. Atlantic Fleet  
Naval Amphibious Base  
Norfolk, Little Creek, VA 23520

Commander, Amphibious Force  
U. S. Pacific Fleet  
Force Meteorologist  
Comphibpac Code 25 5  
San Diego, CA 92155

Commanding General  
Marine Corps Development  
and Educational Command  
Quantico, VA 22134

Dr. A. L. Slafkosky  
Scientific Advisor  
Commandant of the Marine Corps  
Code MC-RD-1  
Washington, D.C. 20380

Defense Intelligence Agency  
Central Reference Division  
Code RDS-3  
Washington, D.C. 20301

Director  
Coastal Engineering Research Ctr.  
U. S. Army Corps of Engineers  
Kingman Building  
Fort Belvoir, VA 22060

Chief, Wave Dynamics Division  
USAE-WES  
P. O. Box 631  
Vicksburg, MS 39180

Commandant  
U. S. Coast Guard  
ATTN: CECV/61  
Washington, D.C. 20591

Office of Research and Development  
ZDS/62  
U. S. Coast Guard  
Washington, D.C. 20591

National Oceanographic Data  
Center %D764  
Environmental Data Services  
NOAA  
Washington, D.C. 20235

Central Intelligence Agency  
ATTN: OCR/DD-Publications  
Washington, D.C. 20505

Dr. Donald Swift  
Marine Geology & Geophysics Lab.  
AOML-NOAA  
15 Rickenbacker Causeway  
Miami, FL 33149

Ministerialdirector Dr. F. Wever  
RUE/FO  
Bundesministerium Der Verteidigung  
Hardthoehe  
D-5300 Bonn, West Germany

Oberregierungsrat Dr. Ullrich  
RUE/FO  
Bundesministerium Der Verteidigung  
Hardthoehe  
D-5300 Bonn, West Germany

## DOCUMENT CONTROL DATA - R &amp; D

(Security classification of title, body of abstract and indexing annotation must be entered when the overall report is classified)

1. ORIGINATING ACTIVITY (Corporate author) Department of Civil Engineering, University of Delaware, Newark, DE 19711		2a. REPORT SECURITY CLASSIFICATION Unclassified	
		2b. GROUP Unclassified	
3. REPORT TITLE 6 Random Waves on Beaches, <sup>Water</sup>			
4. DESCRIPTIVE NOTES (Type of report and, inclusive dates) 9 Final Report,,			
5. AUTHOR(S) (First name, middle initial, last name) 10 C. Y. Yang, M. A. Tayfun, R. A. Dalrymple, Y. H. Chen			
6. REPORT DATE Aug 31, 1977		7a. TOTAL NO. OF PAGES 14	7b. NO. OF REFS
8a. CONTRACT OR GRANT NO. 15 N00014-76-C-0412		9a. ORIGINATOR'S REPORT NUMBER(S) 17 OCEAN ENGINEERING-16	
b. PROJECT NO. 12 86p.		9b. OTHER REPORT NO(S) (Any other numbers that may be assigned this report)	
10. DISTRIBUTION STATEMENT This report has been approved for public release and sale; its distribution is unlimited.			
11. SUPPLEMENTARY NOTES		12. SPONSORING MILITARY ACTIVITY Geography Programs Office of Naval Research Arlington, VA 22217	
13. ABSTRACT The report consists of three parts. The first part presents a new method of determination of the change of random wave energy as the waves propagate from offshore towards the shore. The second part presents a new random wave model taking into account the varying water depth in shallow water. The third part presents a method of calculating the two dimensional random wave field near shore in terms of directional spectrum, taking into account the wave-current interactions.			

4075958

14. KEY WORDS	LINK A		LINK B		LINK C	
	ROLE	WT	ROLE	WT	ROLE	WT
random waves wave energy spectrum directional spectrum wave-current interactions waves on beaches wave refraction wave shoaling random wave models						

DD FORM 1473 (BACK)  
 1 NOV 65

S/N 0101-807-6821