

AD-A050 208

ARINC RESEARCH CORP HONOLULU HAWAII

F/G 13/10

END-OF-BOH MATERIAL CONDITION NOTEBOOK FOR USS HAROLD E. HOLT (--ETC(U)

JAN 78 D N MCLAUGHLIN

N00140-76-D-0813


1816-01-1-1705

NL

UNCLASSIFIED

1 OF 2

AD
A050 208



[Handwritten signature]
4

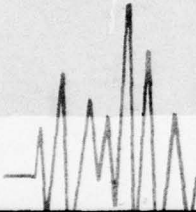
END-OF-BOH MATERIAL CONDITION
NOTEBOOK FOR USS HAROLD E. HOLT (FF-1074)

January 1978

AD A 050208

AD No. ~~AD A 050208~~
DDC FILE COPY

Prepared for
PERA(CRUDES)
PHILADELPHIA NAVAL SHIPYARD
Philadelphia, Pennsylvania
Under Contract N00140-76-D-0813-0016



ARINC RESEARCH CORPORATION

DDC
RECEIVED
FEB 21 1978
B

DISTRIBUTION STATEMENT A
Approved for public release;
Distribution Unlimited

14 REPORT DOCUMENTATION PAGE		READ INSTRUCTIONS BEFORE COMPLETING FORM
1. REPORT NUMBER 1816-01-1-1705	2. GOVT ACCESSION NO.	3. RECIPIENT'S CATALOG NUMBER
4. TITLE (and Subtitle) Eng-of-BOH Material Condition Notebook for USS Harold E. Holt (FF-1074)		5. TYPE OF REPORT & PERIOD COVERED
7. AUTHOR(s) D. N./McLaughlin		6. PERFORMING ORG. REPORT NUMBER 1816-01-1-1705
9. PERFORMING ORGANIZATION NAME AND ADDRESS ARINC Research Corp. 245 Fort Street, Suite 212 Honolulu, Hawaii 96813		8. CONTRACT OR GRANT NUMBER(s) N00140-76-D-0813 1816 new
11. CONTROLLING OFFICE NAME AND ADDRESS PERS (CRUDES) Philadelphia Naval Shipyard Philadelphia, PA		10. PROGRAM ELEMENT, PROJECT, TASK AREA & WORK UNIT NUMBERS
14. MONITORING AGENCY NAME & ADDRESS (if different from Controlling Office)		12. REPORT DATE 21 Jan 78
		13. NUMBER OF PAGES 12 181 p.
		15. SECURITY CLASS. (of this report) Unclassified
		15a. DECLASSIFICATION/DOWNGRADING SCHEDULE
16. DISTRIBUTION STATEMENT (of this Report) Unlimited <div style="border: 1px solid black; padding: 5px; display: inline-block; text-align: center;">DISTRIBUTION STATEMENT A Approved for public release; Distribution Unlimited</div>		
17. DISTRIBUTION STATEMENT (of the abstract entered in Block 20, if different from Report)		
18. SUPPLEMENTARY NOTES		
19. KEY WORDS (Continue on reverse side if necessary and identify by block number) USS Harold E. Holt Overhaul-Ships		
20. ABSTRACT (Continue on reverse side if necessary and identify by block number) Information documenting the material condition of USS Harold E. Holt (FF-1074) at the completion of its 1977 Baseline Overhaul is presented.		

D D C
RECEIVED
 FEB 21 1978
RECEIVED
 B


440 572 JOB

END-OF-BOH MATERIAL CONDITION
NOTEBOOK FOR USS HAROLD E. HOLT (FF-1074)

January 1978

Prepared for
PERA (CRUDES)
PHILADELPHIA NAVAL SHIPYARD
Philadelphia, Pennsylvania
Under Contract N00140-76-D-0813-0016

Prepared by
D.N. McLaughlin



 **ARINC** *New 410572* RESEARCH CORPORATION,

CORPORATE HEADQUARTERS
2551 Riva Road
Annapolis, MD 21401

~~HONOLULU SUPPORT OFFICE~~
245 Fort Street, Suite 212
Honolulu, HI 96813

Publication 1816-01-1-1705

DISTRIBUTION STATEMENT A
Approved for public release;
Distribution Unlimited

JAB

Copyright © 1978
ARINC Research Corporation


Prepared under Contract N00140-76-D-0813-0016,
which grants to the U.S. Government a license to
use any material in this publication for government
purposes.

ACCESSION for		
NTIS	White Section	<input checked="" type="checkbox"/>
DDC	Buff Section	<input type="checkbox"/>
UNANNOUNCED		<input type="checkbox"/>
JUSTIFICATION		
BY		
DISTRIBUTION/AVAILABILITY CODES		
Dist.	Area	or SPECIAL
A		

**END-OF-BOH MATERIAL CONDITION
NOTEBOOK FOR USS HAROLD E. HOLT (FF-1074)**

January 1978

**PERA(CRUDES)
PHILADELPHIA NAVAL SHIPYARD
Philadelphia, Pennsylvania**



**END-OF-BOH MATERIAL CONDITION
NOTEBOOK FOR USS HAROLD E. HOLT (FF-1074)**

January 1978

**PERA (CRUDES)
PHILADELPHIA NAVAL SHIPYARD
Philadelphia, Pennsylvania**

ABSTRACT

**Information documenting the material condition of
USS HAROLD E. HOLT (FF-1074) at the completion of its
1977 Baseline Overhaul is presented.**

INTRODUCTION

This report is a compilation of information documenting the "End-of-BOH" Material Condition of USS HAROLD E. HOLT (FF-1074) at the completion of its 1977 Baseline Overhaul.

End-of-BOH Material Condition is defined in terms of:

- a. Identified repair work still required
- b. Reliability and Maintainability (R&M) alterations accomplished and not accomplished
- c. Repair work accomplished
- d. Performance/material condition assessment of ship systems, subsystems, and equipments.

The information contained herein is designed to support the following tasks:

- a. Material condition assessment
- b. Advanced planning for subsequent availabilities
- c. Evaluation and refinement of the FF-1052 Class repair profile and maintenance plans
- d. Evaluation and refinement of POT&I and TRS records
- e. Update of:
 - 1) CSMP by ship's force
 - 2) COSAL
 - 3) SECAS validation data

The content of each part of this report is shown on the next page.

<u>Part</u>	<u>Title</u>	<u>Description of Contents</u>
1	End-of-BOH Repair Requirements	Tabular listings of repair work items required to be accomplished at end of BOH.
2	Repair Profile Summary	Tabular listing of the status of Repair Profile Items.
3	COSAL Update Summary	Tabular listing in SWABS/SWBS order of data supporting COSAL update.
4	ShipAlt Summary	Tabular listing of R&M (D) ShipAlt status
5	SARP Supplement	Tabular listing of additional shipyard work items to authorized SARP.
6	Material Condition Summary	<ul style="list-style-type: none"> A. Summary of End of Overhaul Material Condition data in SWABS/SWBS order. B. Compilation of TRSs and Test/ Inspection Reports.

CONTENTS

ABSTRACT	iii
INTRODUCTION	v
PART 1: END-OF-BOH REPAIR REQUIREMENTS	1-1
PART 2: REPAIR PROFILE SUMMARY	2-1
PART 3: COSAL UPDATE SUMMARY	3-1
PART 4: SHIP ALTERATION SUMMARY	4-1
PART 5: SARP SUPPLEMENT	5-1
PART 6: MATERIAL CONDITION SUMMARY	6-1
6.1 Introduction	6-1
6.2 Description of Data	6-1
6.2.1 Part 6A: Subsystem Data Sheets	6-1
6.2.2 Part 6B: Selected Test/Inspection Reports	6-2
6.3 Presentation of Data	6-2

TABLES

1-1. Summary of End-of-BOH Repair Requirements	1-3
1-2. Summary of Partially Accomplished Work	1-15
2-1. Repair Profile Summary	2-3
3-1. COSAL Update Summary	3-3
4-1. R/M "D" Alteration Summary	4-3
5-1. Summary of New Work	5-3

Part 1

END-OF-BOH REPAIR REQUIREMENTS

This part of the End-of-BOH Material Condition Notebook for HAROLD E. HOLT identifies the repair work still required following BOH. The information is presented in two tables as follows:

- a. Table 1-1, "End-of-BOH Repair Requirements", identifies the repair work still required following the overhaul. Included are residual repair items from the ship's CSMP, items considered during the overhaul planning phase that were deferred or not authorized, new work identified during or subsequent to the overhaul, and work planned for the overhaul but not accomplished. Included at the end of this table are Repair Profile items not documented as having been accomplished (see "Repair Profile Summary", Part 2).
- b. Table 1-2, "Partially Accomplished Work", identifies work planned for accomplishment but only partially completed during the overhaul. The nature of the deferred/unaccomplished portion is briefly described. In some instances this work is designated as either Category "C" or "D", as assigned by the shipyard at the end of the overhaul. The category definitions are:
 - 1) Category C — Deferred work, delayed beyond C + 21 due to the unavailability of parts.
 - 2) Category D — Material turnover, or outstanding material orders that will be delivered to the ship.

TABLE 1-1. SUMMARY OF END-OF-BOH REPAIR REQUIREMENTS

SWBS/ SWABS	SWLIN	JCN	Data Date	Title	Remarks
<u>100</u>				<u>HULL STRUCTURE</u>	
<u>1102</u>				<u>Hull Structure Above U/W Body</u>	
<u>1201</u>				<u>Structural Bulkheads & Decks</u>	
<u>1231</u>				<u>Tanks, Voids and Trunks</u>	
	123A01	EM01-0498, 0028	10/77	Inst Sounding Tubes - Lube Oil Tanks (3)	Deferred at WDS
		ER01-1039	10/77	Inst New Desicant in Various Voids	POT&I 110-01, Assigned FA
		ER0/-1404	10/77	Inst Desicant Hanger -5-24-0-V	
<u>1701</u>				<u>Masts & Kingposts</u>	
	571A01		10/77	Weight Test RAS Kingposts	Deferred at WDC
	623A01	OE01-0056	10/77	Inst Fiberglass ladder to ECM Ant Plaf	Assigned FA at WDC
	623A01	OE01-1653	10/77	Inst Saf-T-Rails on Mack/Mast	Assigned FA at WDC
	170A01	WA01-0349	10/77	Rpl Wheels - Aft RAS Kingpost	POT&I 170-01, Assigned FA

END OF BOH REPAIR REQUIREMENTS

<u>SWBS/ SWABS</u>	<u>SWLIN</u>	<u>JCN</u>	<u>Data Date</u>	<u>Title</u>	<u>Remarks</u>
<u>200</u>				<u>PROPULSION PLANT</u>	
<u>2212</u>	534A05	EB01-0782	10/77	<u>Manual/Automatic Boiler Controls</u> Inst Isolation Valves-Steam Press Contr Blowdown Volume Chambers	Deferred at WDC
<u>2411</u>	-	EM01-0362	10/77	<u>Propulsion Reduction Gears</u> Oil Leaks Around Reduction Gear Casing Bolts	Investigated during overhaul but not corrected per SF, POT&I 2412-01
<u>2531</u>	-	EM01-0104	10/77	<u>Main Steam Piping System</u> NDT Mn Stm Conn to Emerg X over for Main Turb	Insurv Item - Not Accom per SF

END OF BOH REPAIR REQUIREMENTS

SWBS/ SWABS	SWI.IN	JCN	Data Date	Title	Remarks
<u>300</u>				<u>ELECTRIC PLANT</u>	
<u>3414</u>		EM08-0269	10/77	<u>SSTG L.O./Piping & Accessories</u> Inst Diff Press Gages - Micron Filters	POT&I 311 Series, N.A.

END OF BOH REPAIR REQUIREMENTS

SWBS/ SWARS	SWLIN	JCN	Data Date	Title	Remarks
<u>400</u>				<u>COMMAND AND SURVEILLANCE</u>	
<u>4211</u>	421A01	NN01-0016, 0024	10/77	<u>Non-Elec/Elex Navigational Aids</u> Compensate Magnetic Compass	Assigned FA at WDC
4261	426A01	EE05-0044	10/77	<u>Gyro Compass System</u> Compass Batteries cannot be re-charged without starting gyro rotor	Insurv Item. Deferred at WDC
4341	-	EE05-0199	10/77	<u>Entertainment, Training & T.V.</u> Rpr Tape Deck	
<u>4361</u>	-	EE05-0236	10/77	<u>Alarm, Safety & Warning Systems</u> Rpr CO ₂ Release Alarm	Mat'l not received. Flammable Gas and Flammable Liquid Storeroom
<u>4371</u>	-	EM01-0636	10/77	<u>Indicating Ordering and Metering System</u> Inst C.O. Valves for Isolating Salinity Cells	Not Authorized.

END OF BOH REPAIR REQUIREMENTS

SWBS/ SWABS	SWLIN	JCN	Data Date	Title	Remarks
4372	-	EB01-0074	10/77	<u>Tank Level Indicating Systems</u> Inst TLI for F.O. Serv Tanks in FR	POT&I 5411-04 NA INSURV Item
4751	-	EE01-M034	10/77	<u>Degaussing Equipment</u> Rp1 Resolver on Degaussing Swbd	Waiting for Material

END OF BOH REPAIR REQUIREMENTS

<u>SWBS/ SWBS</u>	<u>SWLIN</u>	<u>JCN</u>	<u>Data Date</u>	<u>Title</u>	<u>Remarks</u>
<u>500</u>				<u>AUXILIARY SYSTEMS</u>	
<u>5121</u>	512A01	EA04-0012	10/77	<u>Ventilation Systems (Outside Machinery Spaces)</u> Vent in Sonar 3, Inadequate	INSURV Item, Not Auth at WDC
<u>5141</u>	-	EA04-0123	10/77	<u>Chilled Water Distribution System</u> Rpl Butterfly Valve with Gate Vlv	INSURV Item
<u>5281</u>	528A01		10/77	<u>Plumbing Drains</u> Mfr Inst Drain for Gaylord Hood	NA at WDC
<u>5311</u>	-	EM01-M037, 0581	10/77	<u>Distilling Plant</u> Rpl Desuperheater Spray Nozzle & Orifice	Late Material Receipt
<u>5331</u>	-	EM01-M061	10/77	<u>Potable Water System</u> Rpl F.W. Meter in Shaft Alley	
<u>5344</u>	-	EM08-0404	10/77	<u>Aux Steam Exh/Escapes System</u> Aux Exh Cut-Out Valves for Aux Cond have Worn Seats & Disks	

END OF BOH REPAIR REQUIREMENTS

<u>SWBS/ SWABS</u>	<u>SWLIN</u>	<u>JCN</u>	<u>Data Date</u>	<u>Title</u>	<u>Remarks</u>
<u>5451</u>	-	EB14-0065	10/77	<u>Tank Heating System</u> Remove F.O. Tank Heaters & Assoc Piping	Partially accomplished.
<u>5512</u>	551A01	WW02-1016	10/77	<u>Service Air System</u> Inst Flow Meter for Charging Rate Measurement	POT&I 551-01 Deferred at WDC
<u>5515</u>	-	EB01-0174	10/77	<u>Air Compressors</u> Prov Means to Rotate Prairie-Mask- er Compressor by Hand	INSURV Item

END OF BOH REPAIR REQUIREMENTS

<u>SWBS/ SWABS</u>	<u>SWLIN</u>	<u>JCN</u>	<u>Data Date</u>	<u>Title</u>	<u>Remarks</u>
<u>600</u>				<u>OUTFIT AND FURNISHINGS</u>	
<u>6111</u>	611A03	WA01-0323	10/77	<u>Hull Fittings</u> Inst 32 Hogging in Padeyes	Deferree at WDC
<u>6121</u>	612A01	WA01-0400	10/77	<u>Rails, Stanchions, and Lifelines</u> Rpr Heavy Weather Lifelines	Assigned FA at WDC
<u>6231</u>	622A01	EB01-1086 EM01-0567 EM08-0378	10/77	<u>Ladders</u> Rpl Aluminum Handrails with CRES	Assigned FA at WDC
<u>6651</u>	-	EE05-M037	10/77	<u>H.M. & E. Related Workshops, Labs, and Test Areas</u> Calibrate Portable Temp Measuring Kit	
<u>6653</u>	-	EE01-1441	10/77	<u>Aviation Related Workshop</u> Inst Pwr Outlets - Aviation Work- bench	Cable has been installed.

END OF BOH REPAIR REQUIREMENTS

SWBS/ SWABS	SWLIN	JCN	Data Date	Title	Remarks
<u>900</u>				<u>SHIP SUPPORT SERVICE</u>	

- Repair Profile Items -

SWNS/ SWARS	SWLIN	JCN	Date Date	Description	Remarks
2211			Oct 77	UT Economizer "U" Bends and Welds	Item 221-8.f
2311			Oct 77	Test Propulsion Steam Turbines IAW 1200 PSI Test Procedure	Item 231-2 Includes Reduction Gear Test
2411			Oct 77	Main Thrust Readings/Test	Item 241-2
2541			Oct 77	Test Main Cond IAW 1200 PSI Proc	Item 254-1.d.
2542			Oct 77	Test Aux Cond IAW 1200 PSI Proc	Item 254-2.d.
2542			Oct 77	Test Aux Gland Cond IAW 1200 PSI Proc	Item 254-3.b.
2551			Oct 77	Test Main Feed Sys IAW 1200 PSI Test Proc	Item 255-8
2554			Oct 77	Test Main Condensate Sys IAW PSI Test Proc	Item 255-8
2555			Oct 77	Insp/Rpl Main Cond Pmp Resilient Mounts	Item 255-2
2556			Oct 77	Insp/Rpl Aux Cond Pmp Resilient Mounts	Item 255-6
2563			Oct 77	Insp/Rpl Aux Circ Pmp Resilient Mounts	Item 256-3
2643			Oct 77	Insp/Rpl L.O. Purifier Flex Hose Assy	Item 262-2
4211	421A01	NN01-0016, 0024	Oct 77	Compensate Magnetic Compass	Item 421-1.a. Assigned F.A. at WDC

SNRS/ SERIES	SVLIN	JCN	Date Date	Description	Remarks
4241			Oct 77	Replace Fathometer Transducer	Item 424-1.a.
4261			Oct 77	Overhaul Remaining Gyro Compass Repeaters	Item 426-1. Bridge Centerline Repeated Overhauled this Availability
4412			Oct 77	Class "B" Ovhl AN/SRA-51 Antenna Couplers	Item 441-1.e.
4414			Oct 77	Class "B" Ovhl AN/WRR-3B Radio Receivers	Item 441-1.h.
4751	475A01		Oct 77	Class "B" Ovhl Degaussing Swbd	Item 475-1.a. Assigned F.A at WDC
4821			Oct 77	Class "B" Ovhl Optical Sight MK 32	Item 482-2.a.
5131			Oct 77	Test Mach Space Vent IAW 1200 PSI Proc	Item 513-1
5142			Oct 77	Insp/Rpl #1 AC Plant Compr Resilient Mounts	Item 514-1
5161			Oct 77	Insp/Rpl Resilient Mounts/Braided Connections	Item 516-1
5292			Oct 77	Class "B" Ovhl Elec Submersible Pumps	Item 529-2
5342			Oct 77	Test Gland Seal & Vent Sys IAW 1200 PSI Proc	Item 534-3
5344			Oct 77	Test Aux Exhaust and Escape Sys IAW 1200 PSI Proc	Item 534-3

SWBS/ SW'BS	SWLIN	JCN	Det Date	Description	Remarks
5411			Oct 77	Test Fuel Oil Fill, Transfer and Stripping Sys IAW 1200 PSI Test Proc	Item 541-1.a.
5515			Oct 77	Insp/Rpl HPAC Resilient Mounts/Flex Conn	Item 551-1
5611			Oct 77	Class "B" Ovhl Steering Gear Motors and Pumps	Items 561-1.c., 1.d. Port Unit Only
6551			Oct 77	Rpl/Class "B" Ovhl Washer-Extractor	Item 655-1
7211			Oct 77	Class "B" Ovhl MK 1 MOD 0 Train Power Drive	Item 721-3.b.
9825			Oct 77	Conduct Post-Ovhl Hull Vibration Survey	Item 830-1

TABIE J . J

TABLE 1-2. SUMMARY OF PARTIALLY ACCOMPLISHED WORK

SWBS/ SWARS	SWLIN	JCN	Date	Title	Description of Unaccomplished Portion	Remarks
<p>NOTE: The following jobs were delayed in excess of 21 days after overhaul completion because of unavailability of parts. Shipyard will complete when material is received. (Category C)</p>						
311	311A02		10Aug77	SSTG 1A	Rpl Bull & Pinion Gear Set	Late Material Receipt
5142	514D02		10Aug77	Inst 75 Ton A/C Plant	1. Install S.W. Pump 2. Inst/Test Exh Vent Re- mote Operating Gear	Late Material Receipt
5241	524D01		10Aug77	Aux Mach S.W. Cooling	Install S.W. Pump	Late Material Receipt
<p>NOTE: The following jobs were not completed because of late material delivery. Material will be delivered to the ship by the shipyard when it is received. (Category D)</p>						
2553	255A11		10Aug77	Feedwater System	Replace One (1) FWDCT Hose	Material Not Received
2643	264A01		10Aug77	Lube Oil Purifier	Provide Bowl	Material Not Received
4631	463A02		10Aug77	AN/SQS-26	Replace Video Scanner Switch	Material Not Received
4711	471A10		10Aug77	Stbd AN/GJ Q-6	Provide Flex W/G	Material Not Received
5331	530C01		10Aug77	Replace Water Heaters	Replace Relief Valve	Material Not Received
5362	536A01		10Aug77	Radar/Sonar Cooling	Provide Flow Indicators	Material Not Received

Part 2

REPAIR PROFILE SUMMARY

Repair Profile Items designated for accomplishment during the ship's Baseline Overhaul, and their disposition, are summarized in Table 2-1. These items are those repair actions identified by PERA (CRUDES) and the DDEOC Program as having a high probability of being required prior to the ship's entering an Engineered Operating Cycle of 54 ±6 months.

The data entries of Table 2-1 include:

- a. SWBS/SWABS No. The applicable Ships Work Breakdown Structure (SWBS) and Ship Work Authorization Boundary System (SWABS) number.
- b. Repair Profile Item. The description of the Repair Profile Item as listed in the "Repair Profile for Baseline Overhaul of FF-1052 Class," dated July 76 (including Change 1, dated March 1977) and provided by PERA (CRUDES).
- c. SWLIN/JCN. The Ship Work Line Item Number from the overhaul number and/or the job control number assigned by ship's force.
- d. Baseline SARP SWLIN. The Ship Work Line Item Number from the Baseline SARP for BOH of FF-1052 class ships, dated 1 March 1977.
- e. Title/Work Description. The title of the SWLIN as it appears in the Overhaul SARP or the Work Description for the item in Column 3.
- f. Assigned. The accomplishing activity assigned for the work:
 - SY = Shipyard
 - FA = Ship's force/IMA
- g. Action. A letter designator for final action:
 - C = Work completed as described in the Baseline SARP for BOH of FF-1052 class ships. Where appearing opposite the item number, it means that all sub-items were also accomplished unless otherwise annotated.
 - P = Work partially completed. Amplifying comments in Remarks section.
 - N = Not completed or not identified as being completed. Amplifying comments in Remarks section.
 - NA = Not authorized.

NR = Not required. Amplifying comments in Remarks section.

NS = Completed, but not to specification or standard.

h. Remarks. Amplifying remarks as required.

TABLE 2-1. REPAIR PROFILE SUMMARY

SWBS SWALS	Repair Profile Item	USS HOLT SWLIN/JCN	Baseline SARP SWLIN	USS HOLT SWLIN Title/ Work Description	Assigned	Action	Remarks
100	<u>HULL STRUCTURE</u>						
110	SHELL & SUPPORTING STRUCT.						
111	<u>Shell Plating</u>						
	1. Repair per Insp. Rept. SWBS 986	110A01	111A01A	Shell & Supporting Struct. (Interior)	SY	C	Includes Inspection and Repair.
		111A01		Underwater Body In- spection (Exteri- or)	SY	C	Includes Repairs.
114	<u>Shell Appendages</u>						
	1. Repair per Insp Rept. SWBS 986		114A01A			C	Included with SWBS 111 and 161.
120	HULL STRUCTURAL BULKHEADS						
123	<u>Trunks and Enclosures</u>						
	1. Tanks - Fresh & Feedwater	123A01	12303A	Trunks & Enclosures	SY	C	All Tanks Inspected/ Repaired/Air Tested Air Tested
	a. Inspect b. Repair as Required						

REPAIR PROFILE SUMMARY

SWBS/ SWABS	Repair Profile Item	USS HOLT SWLIN/JCN	Baseline SARP SWLIN	USS HOLT SWLIN Title/ Work Description	Assigned	Action	Remarks
123	2. Tanks - Fuel Oil or Ballast and JP-5 a. Inspect b. Repair as Required	123A01	123A02A		SY	C	See Above.
	3. Tanks Lube Oil a. Inspect b. Refill with Clean Certified Oil	123A01	123A02A		SY	C	See Above.
	4. Tanks - Sewage CHT a. Clean b. Inspect Tank Coating, Level Sensors, Aeration and Wash- down Systems		123A03A			NR	S/A FF-1052-101K Com- pleted this Overhaul.
<u>160</u>	SPECIAL STRUCTURES						
161	<u>Structural Castings, Forgings, and Equivalent Weldments</u> 1. Stern Tube Repair Per SWBS 986 Report 2. Propeller Strut: Repair Per SWBS 986 Report	161A01 161A01	161A01A 161A02A		SY SY	C C	

REPAIR PROJECT SUMMARY

SWBS/ SWABS	Repair Profile Item	USS HOLT SW.IN/JCN	Baseline SAB' SWLIN	USS HOLT SWIN Title/ Work Description	Assigned	Action	Remarks
161	3. Rudder Bearing Trunk Repair Per SWBS 986 Report	161A01	161A03A		SY	C	
163	<u>Sea Chests (Suction & Discharge)</u> 1. Repair Per SWBS 986 Report	163A01	163A01A		SY	C	All Waster Rings Renewed Includes Thickness (U.T.) Inspection.
165	<u>Sonar Domes</u> 1. Repair IAW SWBS 986 Report		165A01A			NR	S/A-0024K Completed this Overhaul.

REPAIR PROGRAM SUMMARY

SWBS/ SWABS	Repair Profile Item	USS HOLL SWLIN/ICN (See Note)	Baseline SARP SWLIN	USS HOLL SWLIN Title/ Work Description	Assigned	Actions	Remarks
200	<u>PROPULSION PLANT</u>						
220	ENERGY GENERATING SYSTEM						
221	<u>Propulsion Boilers (1A & 1B)</u>						
	1. Boilers	221A08	221A01A		SY	C	
	a. Hydro Test	Lines 39, 83		Pre-Ovhl Hydro			
	b. Manhole & Handhole Gaskets Renew after 150% Hydro	Line 95		Final Hydrostatic Test			Includes Gasket Replace- ment
		Line 99		FA Assist w/Tests			
	2. Steam Drum Internals	221A08	221A01A		SY	C	
	a. Remove/Clean/Repair/Rein- stall	Lines 8, 54		Acid Clean Internals			
	b.	Line 55		Rpr Internals Mount- ing Studs			
	3. Soot Blowers (Rotary)				SY	C	TRS not available.
	a. Overhaul IAW TRS	221A08	221A01A				
		Lines 36, 80		Overhaul Soot Blower Heads			
		Lines 37, 81		Inspect/Repair Soot Blower Elements			
		Line 45		Repair Ret Soot Blower			

REPAIR PROFILE SUMMARY

SWBS/ SWABS	Repair Profile Item	USS HOLT SWLIN/JCN	Baseline SARP SWLIN	USS HOLT SWLIN Title/ Work Description	Assigned	Action	Remarks
221	3. b. Renew Soot Blower Piping and Valves c. Test IAW 1200 PSI Test Pro- cedures	221A10 221A08 221A08	221A01A 221A01A 221A01A		SY SY SY	C C C	
	4. Sample Generating and Water Screen Tubes a. Remove, Analyze & Report	Line 10 Line 11 Line 56		Analyze Generating Tubes Analyze Furnace Tubes Analyze Tubes			
	b. Renew Tubes & Hydro Test	221A25		Renew Tubes			BLR 1A: Tubes 1 to 10 Row RE to REE; Tubes 33 to 42 Row RE to RL. BLR 1B: Tubes 1 to 10 Row RE to RG
	5. Sidewall and Rearwall a. Inspect b. Repair as Required	221A08 221A15	221A01A	Repair BLR 1A	SY SY	C C	Renew Tube RD-15 (Incl Rmv and Rpl Interfer- ence Tubes)

REPAIR PROFILE SUMMARY

SWBS/ SWABS	Repair Profile Item	USS HOLT SWLIN/JCN	Baseline SARP SWLIN	USS HOLT SWLIN Title/ Work Description	Assigned	Action	Remarks
221	6. Superheater Tubes	221A08	221A01A		SY	C	
	a. Inspect						
	b. Repair as Required	221A16		Rpr BLR 1B	SY	C	Renew Tubes SH18 & 19 Assy's (Incl Rmv/Rpl Interference Tube)
	7. Automatic Combustion and Feed- water Control Systems	221A09	221A02A	ACC Sys	SY	C	TRS not available. PHIV FF-1074-200-34254 I&V referenced.
	a. Adjust and Calibrate	Lines 1,2					
	b. Flush System & Test	KeyOp520					
	8. Ultrasonically Test:	221A08	221A01A		SY	P	Includes Steam-Water Drum Internal Surfaces • Superheater Tube Seal Welds & Baffle • Blr HP Ppg (Bottom Blow, SH Vent- Drain) • MT Downcome or Noz- zle Weld • Economizer Tube to Header Welds Job Order provided for Radi- us of 12 Nozzles. Visual inspection and MT/PT if required.
	a. Sidewall and Rearwall Head- er Blow Nozzles						
	b. Screenwall Header Blow Nozzles						
	c. Water and Steam Drum Blow Nozzles	Lines 5, 51		NDT Steam-Water Drum Nozzle Welds (Ext)			
d. Superheater Header Drain & Vent Nozzle							
e. Economizer Inlet and Outlet Header Drain Nozzles							

REPAIR PROFILE SUMMARY

SWBS/ SWABS	Repair Profile Item	USS HOLT SWLIN/JCN	Baseline SARP SWLIN	USS HOLT SWLIN Title/ Work Description	Assigned	Action	Remarks
221	f. At least 10% of Economizer "U" Bends and Welds						
	9. Air Registers and Burner Housings	221A08	221A01A				
	a. Overhaul IAW TRS	Lines 34, 78 Lines 35, 79		Overhaul Air Regis- ters Overhaul Burner Bar- rels, Quick Re- leave Valves	SY	NS	TRS 0221-086-615 referenced in Job Order. PHIV FF-1074-200-34254, I&V Points used to record data
	b. Replace 20 Hole Sprayer Plates with 10 Hole Plates	Line 102			FA	C	
	c. Test IAW 1200 PSI Test Pro- cedure				SY	C	
	10. Desuperheaters	221A08	221A01A		SY	C	
	a. Remove						
	b. Reface Flanges on Desuper- heaters and in Boiler Drums	Lines 20, 64					
	11. Refractory	221A08	221A01A		SY	C	
	a. Renew as Required Based on Boiler Inspection IAW NAVSEA 0951-021-6010	Lines 21, 65					

REPAIR PROFILE SUMMARY

SWBS/ SWABS	Repair Profile Item	USS HOLT SWLIN/JCN	Baseline SARP SWLIN	USS HOLT SWLIN Title/ Work Description	Assigned	Action	Remarks
221	12. Boiler Air Casing Studs, Dogs and Gaskets a. Replace Gaskets b. Repair Cracks c. Test	221A08 Lines 30, 33 Lines 74, 77	221A01A		SY	C	
	13. Handhole Header Seats a. Reface	221A08 Lines 16, 61	221A01A		SY	C	
	14. Lay Up Idle Boilers After Com- pletion of Repairs	221A30	221A01A		SY	C	IAW NS 9510 (Dry Method)
	15. Boiler Safety Valves a. Overhaul IAW TRS b. Test and Set	221A08 Lines 43, 90	221A01A		SY	NS	TRS not available. PHIV-FF1074-200-34251 I&V Points Referenced
<u>230</u>	<u>PROPULSION UNITS</u>						
231	<u>Propulsion Steam Turbines</u> 1. Turbine Bearings a. Inspect	231A02	231A01A		SY	C	

REPAIR PROFILE SUMMARY

SWBS/ SNABS	Repair Profile Item	USS HOLT SWLIN/JCN	Baseline SARP SWLIN	USS HOLT SWLIN Title/ Work Description	Assigned	Action	Remarks
231	1. b. Take & Record Clearance 2. Test IAW 1200 PSI Procedure 3. Ahead and Astern Throttle Valves a. Inspect and Reseat Poppet Valves. TRANSMISSION AND PROPULSOR SYS- TEMS	231A02 253A01 231C03	231A01A 231A01A		SY SY	NA C C	NA Per SWLIN Astern Throttle Valve Stm Chest Mod
241	<u>Propulsion Reduction Gears</u> 1. Dehumidification a. Provide for Duration Ovhl 2. Main Thrust a. Check and Evaluate Thrust Measurement b. Set to Design Minimum c. Test IAW 1200 PSI Procedure 3. Test Reduction Gear & Shaft Turning Gear IAW 1200 PSI Procedure	241A01 241A01	241A01A 241A01A		SY FA	C N	Not Accomplished
		241A03	231A01A 241A02A		SY	P	TP231F8000061 (Main Turbines and Reduction Gear) Not Accomplished. TP241FC010110 (Shaft Turning Gear) Accomplished.

REPAIR PROFILE SUMMARY

SWBS/ SWABS	Repair Profile Item	USS HOLT SWLIN/JCN	Baseline SARP SWLIN	USS HOLT SWLIN Title/ Work Description	Assigned	Action	Remarks
243	<u>Propulsion Shafting</u>						
	1. Repair (external) IAW Inspect Report of SWBS 986	243A01 986A03	243A03A		SY	C	Includes Hone Blast Shaft Seal Sleeve (Syntron Seal Area). No TRS Referenced.
	2. Shaft Covering - Repair	243A01	243A03A		SY	C	
	3. Syntron Seals and Inflatable Boot	986A03	243A01A		SY	C	
	a. Replace						
b. Test IAW 1200 PSI Procedure							
244	4. Inspect & Repair Internal Shaft	244A01	243A02A		SY	C	No Repairs Identified
	<u>Propulsion Shaft Bearings</u>						
	1. Stern Tube and Strut Bearings	986A01 244A01	244A02A 244A03A		SY	C	
	a. Repair IAW Report Under SWBS 986						
	2. Main Bearing Dip Stick	244A01	244A01A			NA	Reported as Being Complete at WDC
a. Calibrate							
3. Cap Screws of Oil Disc & Stake	244A01	244A01A			NA	Reported as Being Complete at WDC	
a. Replace							

REPAIR PROFILE SUMMARY

SWBS/ SWABS	Repair Profile Item	USS HOLT SWLIN/JCN	Baseline SARP SWLIN	USS HOLT SWLIN Title/ Work Description	Assigned	Action	Remarks
244	4. Oil Seal a. Check Alignment	244A01	244A01A			NA	Reported as Being Complete at WDC
	5. Check Bearing Alignment and Take Bearing Reaction Readings	244A01	244A01A		SY	C	
245	<u>Propulsors</u>						
	1. Propeller	245A01	245A01A		SY	C	
	a. Repair IAW Report of SWBS 986						
	b. Tighten Nuts						
	2. Prairie Emitter Holes	245A01	245A01A		SY	C	
	a. Clean Holes & Passages						
<u>250</u>	PROPULSION SUPPORT SYSTEM						
251	<u>Combustion Air System</u>						
	1. Forced Draft Blowers	251A03	251A01A		SY	NS	TRS Not Available. PHIV- FF1074-204-34252 I&V Points used. S/A 113D, 201K Accomplished.
	a. Overhaul IAW TRS						
	b. Test IAW 1200 PSI Procedure						

REPAIR PROFILE SUMMARY

SWBS/ SWABS	Repair Profile Item	USS HOLT SWLIN/JCN	Baseline SARP SWLIN	USS HOLT SWLIN Title/ Work Description	Asst Assigned	Action	Remarks
253	<u>Main Steam Piping System</u> 1. 1200 PSI Main Steam Valves (including associated "Warm- Up" Valves) - Class "B" Over- haul (Per List) 2. Test Remote Valve Operation IAW 1200 PSI Procedure 3. Test Main Steam System IAW 1200 PSI Procedure	253A01	253A01A		SY	C	Some Repaired in Place
		200A01 200A02	253A01A		SY/ FA	C	
		253A01	253A01A		SY	C	TP 253F7000060 - Phase II Pressure Test.
254	<u>Condensers and Air Ejectors</u> 1. Main Engine Condenser a. Clean and Inspect b. Hydro c. Main Air Ejector Nozzles - Renew d. Test IAW 1200 PSI Procedure 2. Auxiliary Condensers a. Clean and Inspect b. Hydro	254A01	254A01A		SY	C	
			EM01-0590		FA	C	Not Accomplished.
		254A01	254A02A		SY	P	

REPAIR PROFILE SUMMARY

SWBS/ SWABS	Repair Profile Item	USS HOLT SWLIN/JCN	Baseline SARP SWLIN	USS HOLT Title/ Work Description	Assigned	Action	Remarks
254	2. c. SSTG Air Ejectors Nozzles - Renew d. Test IAW 1200 PSI Procedures	254A01	254A04A		FA	C	Reported Complete by SF.
	3. Auxiliary Gland Condensers a. Class "B" Overhaul b. Test IAW 1200 PSI Procedure				SY	N P N	Not Accomplished. Optional requirement. Not Accomplished.
255	<u>Feed and Condensate System</u> 1. Main Feed Pumps a. Pumps & Turbines 1) Overhaul IAW TRS b. Differential & Recirc Sys 1) Adjust & Calibrate c. Test IAW 1200 PSI Procedure	255A06 221A09	255A02A		SY SY SY	C C C	TRS 0255-086-629/630 S/A 350D, Main Feed Pump Discharge Gages. Accom- plished.
	2. Main Condensate Pumps a. Pumps and Motors 1) Overhaul IAW TRS b. Controllers 1) Class "B" Overhaul c. Test IAW 1200 PSI Procedure	255A10 255A24	255A03A	Replace Suct & Dis- charge Hoses	SY SY	P C	TRS 0255-086-627/628 Replace Resilient Mounts not in J.O.

REPAIR PROFILE SUMMARY

SWBS/ SNABS	Repair Profile Item	USS HOLT SWLIN/JCN	Baseline SARP SWLIN	USS HOLT SWLIN Title/ Work Description	Assigned	Action	Remarks
255	3. Fresh Water Drain Tank Pumps a. Pumps 1) Overhaul IAW TRS b. Motor & Controller 1) Class "B" Overhaul c. Test IAW 1200 PSI Procedure	534A06	255A13A		SY	C	
	4. Fresh Water Drain Tank a. Replace with Stainless Steel (incl Level Control Repair)	534A09	255A13A		SY	C	
	5. Main Feed Booster Pumps & Motors a. Pumps & Motors 1) Overhaul IAW TRS b. Controllers 1) Class "B" Overhaul c. Test IAW 1200 PSI Procedure	255A08 255A11	255A05A	Replace Flex Hoses	SY SY	C C	TRS 0255-086-626/634
	6. Auxiliary Cond Pumps & Motors a. Pumps & Motors 1) Overhaul IAW TRS b. Controllers 1) Class "B" Overhaul	255A09	255A09A		SY	P	TRS 0255-086-641/642 Rpl Resilient Mounts not in J.O.

REPAIR PROFILE SUMMARY

SWBS/ SWABS	Repair Profile Item	USS HOLT SWLIN/JCN	Baseline SARP SWLIN	USS HOLT SWLIN Title/ Work Description	Assigned	Action	Remarks
255	6. c. Test IAW 1200 PSI Procedure 7. Deaerating Feed Tank a. Class "B" Overhaul Inlet Check Valve, Spray Nozzles, Pressure Relief Valve and Vacuum Breaker 8. Deaerating Feed Tank, Conden- sate System, Demineralizer, Morphaline Injection System, & Feed System a. Test IAW 1200 PSI Procedure	255A11 255A19	255A01A 255A01A 255A10A 255A11A		SY SY	P P P	Rpr Vacuum Breaker; Atomiz- ing Valve. Rpr Spray Nozzles. ION Exchanger S/A 347K Morpholine Inj. Sys S/A-153K Installed this Overhaul. FA reported DFT Test Complete
256	<u>Circulating and Cooling Sea Water System</u> 1. Main Sea Water Circ Sys a. Non-Return (Swing Check) Valves 1) Class "B" Overhaul 2) Ensure Hinge Pin & Nut Assemblies are Nonel b. Rubber Expansion Joints - Renew	520A01	256A01A	Sea Valves	SY	C	Repair in Place.
		520A02			SY	C	Quantity 5

REPAIR PROFILE SUMMARY

SWBS/ SWABS	Repair Profile Item	USS HOLT SWLIN/JCN	Baseline SARP SWLIN	USS HOLT SWLIN Title/ Work Description	Assigned	Action	Remarks
256	2. Main Circulating Pump & Motor a. Pump and Motor 1) Overhaul IAW TRS b. Controller 1) Class "B" Overhaul c. Test IAW 1200 PSI Test Pro- cedure	256A01	256A03A	Mn Circ Pumps	SY	C	
	3. Auxiliary (SSTG) Circ Pumps and Motors a. Pumps and Motors 1) Overhaul IAW TRS b. Controllers 1) Class "B" Overhaul c. Test IAW 1200 PSI Test Pro- cedure	256A01	256A02A		SY	P	Rpl Resilient Mounts not in J.O.
	4. Sea Water Circulating System a. Test IAW 1200 PSI Test Pro- cedure	256A01	256A01A		SY	N	Not referenced in J.O.
259	<u>Uptakes (Inner Casing)</u> 1. Expansion Joints	259A01	259A01A		SY	C	Renew P/S Exp Joints in ECM Room - B1r 1A & 1B.

REPAIR PROFILE SUMMARY

SWBS/ SNABS	Repair Profile Item	USS HOLT SWLIN/JCN	Baseline SARP SWLIN	USS HOLT Title/ Work Description	Assigned	Action	Remarks
259	1. a. Renew 2. Uptakes a. Clean 3. Uptake Drains a. Repair as necessary	259A01 526A02	259A01A 259A01A		FA SY	C C	Renew Drain Ppg.
260	PROPULSION SUPPORT SYSTEMS (FUEL AND LUBE OIL)						
261	<u>Fuel Service System</u> 1. Main F.O. Serv Pumps & Motors a. Pumps & Motors 1) Overhaul IAW TRS b. Controllers 1) Class "B" Overhaul c. Test IAW 1200 PSI Procedure 2. F.O. Quick Closing Valves a. Class "B" Overhaul b. Bench Test	261A02 261A03	261A02A 261A01A		SY SY	C C	TRS 0261-96-608 Class "B" not mentioned in SWLIN.

REPAIR PROFILE SUMMARY

SWBS/ SWABS	Repair Profile Item	USS HOLT SWLIN/JCN	Baseline SARP SWLIN	USS HOLT SWLIN Title/ Work Description	Assigned	Action	Remarks
261	3. Duplex Strainers a. Class "B" Overhaul	261A0-	261A01A		SY	C	
	4. Test IAW 1200 PSI Procedure	261A03	261A01A		SY	C	
262	<u>Main Propulsion Lube Oil System</u>						
	1. Lube Oil Service Pumps	262A01			SY	C	
	a. Attached L.O. Serv. Pump 1) Repair as Required		262A01A				TRS 0262-086-617
	b. Main L.O. Standby Serv. Pumps & Motors 1) Overhaul IAW TRS		262A02A				TRS 0262-086-615/616
	c. Controllers 1) Class "B" Overhaul		262A02A				
	d. Sump Tank 1) Drain & Inspect 2) Fill with Clean Certified Oil		262A01A				
	e. Test IAW 1200 PSI Test Procedure		262A02A				
	2. Lube Oil Purifier & Motor	264A01	262A04A		SY	P	TRS 0262-086-611 (Purifier) & 0262-086-612 Rpl Flex Hose Assy not in J.O.
	a. Overhaul IAW TRS						

REPAIR PROFILE SUMMARY

SWBS/ SWABS	Repair Profile Item	USS HOLT SWLIN/JCN	Baseline SARP SWLIN	USS HOLT SWLIN Title/ Work Description	Assigned	Action	Remarks
262	2. b. Controller 1) Class "B" Overhaul c. Test IAW 1200 PSI Procedure	262A02	262A01A		SY	C	Cleaned/Tested/Hydroblast Tubes
	3. Main Lube Oil Cooler a. Class "B" Overhaul	262A02	262A01A		SY	C	
	4. Duplex Strainer a. Class "B" Overhaul	241A01	262A05A		SY	C	
	5. Electrostatic Precipitator a. Class "B" Overhaul	262A02	262A01A		SY	NS	Flushed W/L.O. using Ship- yard procedure.
	6. Test IAW 1200 PSI Test Procedure						

REPAIR PROFILE SUMMARY

SWBS/ SWABS	Repair Profile Item	USS HOLT SWLIN/JCN	Baseline SARP SWLIN	USS HOLT SWLIN Title/ Work Description	Assigned	Action	Remarks
<u>300</u>	<u>ELECTRIC PLANT</u>						
<u>310</u>	ELECTRIC POWER GENERATION						
311	<u>Ship Service Power Generation</u>						
	1. SSTG Sets	311A02	311A01A		SY	C	Generators Cleaned in Place
	a. SSTG Generators - Accomplish following minimum repairs: 1) Slip Rings - Polish 2) Brush Holders - Clean 3) Brushes - Replace 4) Stator - Clean on Ship 5) Bearings - Renew						
	b. SSTG Turbines - Accomplish following minimum repairs: 1) Governors and Actuators - Overhaul IAW TRS 2) Bearings - Repl & Set Thrust 3) Overspeed Trip - Reset 4) PM Tachometer - Class "B" Overhaul 5) Throttle Valves & Steam Strainers - Class "B" Overhaul						TRS not available.
	c. Test IAW 1200 PSI Test Procedure	311A08 311A15		Repr Throttle Valves Steam Admission Vlvs Repair	SY	C	Steam Strainers not Mentioned.
						NS	Tested using Shipyard Test Procedure

REPAIR PROFILE SUMMARY

SWBS/ SWABS	Repair Profile Item	USS HOLT SWLIN/JCN	Baseline SARP SWLIN	USS HOLT SWLIN Title/ Work Description	Assigned	Action	Remarks
311	2. Ship Service Diesel Gen.	311A03	311A02A		SY	C	
	a. Accomplish Following Minimum Repairs:	342A01			SY	C	
	1) Tachometers, Gages and Meters - Calibrate 2) Governors with Actuators - Class "B" Overhaul				FA	C	Reported Complete by SF
314	b. Fuel Injectors 1) Pull 2) Clean 3) Set						
	c. Test IAW 1200 PSI Test Procedure	311A03				NS	Tested Using Shipyard Test Procedure
	<u>Power Conversion Equipment</u>						
	1. 400 Hz Motor Generator Set	314A01	314A01A		SY	NS	Overhaul MC and Voltage and Frequency Monitors. Class "B" not mentioned. ShipAlts 222D & 403D accomplished - SWLIN's 314C03, & 314C04
	a. Class "B" Overhaul						

REPAIR PROFILE SUMMARY

SWBS/ SWABS	Repair Profile Item	USS HOLT SWLIN/JCN	Baseline SARP SWLIN	USS HOLT SWLIN Title/ Work Description	Assigned	Action	Remarks
<u>320</u>	<u>POWER DISTRIBUTION SYSTEMS</u>						
324	<u>Switch Gear Panels</u>						
	1. Ship Service Switchboards	324A01	324A01A		SY	C	
	a. Accomplish Repairs to Incl: 1) Meters - Overhaul & Calibrate	324A01			SY	C	
	2) Circuit Breakers and Static Power Supplies - Clean & Inspect	324A01	EEO1- 1417, 1418, 1453, 1423		FA	C	Clean/Inspect Switchboard 1S & 2S
					FA	C	Clean/Inspect Switchboard 1S & 2S
					FA	C	Clean/Insp ABT's
					FA	C	Clean/Insp RT 1, 2, 3, 4 & 5
<u>341</u>	<u>SSTG Lube Oil System</u>						TRS not available.
	1. Main, Auxiliary and Hand Oper- ated L.O. Pumps - Overhaul IAW TRS	341A02	341A01A		SY	C	Class "B" Overhaul Auxiliary L.O. Pumps and Motors.
	2. Auxiliary Pump Motor - Class "B" Overhaul	341C03			SY	C	Install Att L.O. Pump Mod Kit.
	3. Aux Pump Contr - Class "B" Overhaul	341A02	341A01A		SY	C	
	4. Duplex L.O. Strainer - Ovhl IAW TRS	341A01	341A01A		SY	C	

REPAIR PROFILE SUMMARY

SWBS/ SWABS	Repair Profile Item	USS HOLT SWLIN/JCN	Baseline SARP SWLIN	USS HOLT SWLIN Title/ Work Description	Assigned	Action	Remarks
342	<u>Diesel Support System</u>						
	1. FW/SW Heat Exchangers	342A02	342A01A		SY	NS	Class "B" not mentioned.
	a. Class "B" Overhaul						
	2. Lube Oil Cooler	342A02	342A01A		SY	C	
	a. Class "B" Overhaul						
	3. SSDG S.W. Circ. Pump and Motor	342A02	342A01A		SY	C	TRS not referenced.
	a. Overhaul IAW TRS						

REPAIR PROFILE SUMMARY

SWBS/ SWABS	Repair Profile Item	USS HOLT SWLIN/JCN	Baseline SARP SWLIN	USS HOLT SWLIN Title/ Work Description	Assigned	Action	Remarks
<u>400</u>	<u>COMMAND AND SURVEILLANCE</u>						
<u>420</u>	<u>NAVIGATION SYSTEMS</u>						
<u>421</u>	<u>Non-Electrical/Electronic Navigation Aids</u>						
	1. Magnetic Compasses	421A01	421A02A		FA	N	Not Accomplished
	a. Compensate						
<u>424</u>	<u>Electronic Navigation Systems, Acoustical</u>						
	1. Fathometer	424A01	424A01A		FA	N	
	a. Replace Transducer						
<u>426</u>	<u>Electrical Navigation Systems</u>						
	1. MK 19 Gyro Compass	426A01	426A01A		SY	P	Compass Class "B". Only Bridge Centerline Repeated Class "B".
	a. Class "B" Overhaul, incl Synchro						
	2. MK 6 MOD 4 Dead Reckoning Tracer	426A01	426A03A		SY	C	

REPAIR PROFILE SUMMARY

SWBS/ SWABS	Repair Profile Item	USS HOLT SWLIN/JCN	Baseline SARP SWLIN	USS HOLT SWLIN Title/ Work Description	Assigned	Action	Remarks
426	2. a. Class "B" Overhaul	426A01	426A03A		SY	C	TRS not available.
	3. NC-2 Plotter						
	a. Overhaul IAW TRS						
	4. Underwater Log System	426A01	426A02A		SY	C	
	a. Class "B" Overhaul						
	b. Underwater Hoist						
	1) Class "B" Overhaul						Hoist not mentioned separately in Class "B" Overhaul of U/W Log.
	5. Dead Reckoning Analyzer Indicator	426A01	426A03A		SY	C	
	a. Class "B" Overhaul						
<u>430</u>	INTERIOR COMMUNICATIONS						
436	Alarm, Safety, and Warning System						
	1. Test in accordance with 1200 PSI Test Procedure		436A01A		SY/ FA	C	
	2. Radiac and Air Sampling Equipment		436A01A		SY	C	Reported complete by SF.
	a. Calibrate						

REPAIR PROFILE SUMMARY

SWBS/ SWABS	Repair Profile Item	USS HOLT SWLIN/JCN	Baseline SARP SWLIN	USS HOLT SWLIN Title/ Work Description	Assigned	Action	Remarks
437	<u>Indicating, Order & Metering Systems</u>						
	1. Salinity Indicating System	437A01	437A01A		SY	C	
	a. Class "B" Overhaul						
	2. Wind Speed & Direction System	437A01	437A02A		SY	C	
	a. Class "B" Overhaul Detect & Xmtrs						
	3. Ship Propulsion Order & Indi- cating System		437A01A		FA	C	
	a. Test IAW 1200 PSI Procedure						Inst S/A 83D, TLIs
	4. Tank Level Indicating System (F.O. Tanks)		437A01A		FA	C	
	5. Remote Boiler Water Level Indicator	437A01 252D021	437A01A		SY SY	C C	Inst S/A 234K, Rp1 Rmt Indi- cator.
	a. Overhaul						
	b. Calibrate						

REPAIR PROFILE SUMMARY

SWBS/ SWABS	Repair Profile Item	USS HOLT SWLIN/JCN	Baseline SARP SWLIN	USS HOLT SWLIN Title/ Work Description	Assigned	Action	Remarks
440	EXTERIOR COMMUNICATIONS						
441	Radio Systems						
	1. Class "B" Overhaul the following:						
	a. AN/VRC-46	OE01-M202	441A06A		FA	P	Class "C"
	b. AN/SSR-1		441A10A		SY	C	AN/SSR-1 not in SARP or SFOMS Inst S/A 123K, AN/WSC-3 Inst S/A 244K
	c. AN/SRA-17C Antenna Groups	OE01-1580 OE01-1583	441A02A		FA	NS	Class "C"
	d. AN/SRA-33 Multicouplers		441A02A		FA	NS	Reported Complete by SF.
	e. AN/SRA-51 Antenna Couplers	441A06	441A02A		FA	N	
	f. CU-937/UR Tuner	441A06	441A02A		SY	C	Two Units
	g. AN/URA-38 Antenna Couplers	OE01-1555	441A02A		FA	NS	Class "C"
	h. AN/WRR-3B Radio Receivers		441A05A			N	Not in SARP or SFOMS List
	i. R-390A/URR Radio Receiver	OE01-1499	441A05A		FA	NS	One Unit, Class "C"
	j. AN/SRC-20 Radio Sets	441A06	441A06A		SY	C	Two Units

BEST AVAILABLE COPY

REPAIR PROFILE SUMMARY

SWBS/ SWABS	Repair Profile Item	USS HOLT SWLIN/JCN	Baseline SARP SWLIN	USS HOLT SWLIN Title/ Work Description	Assigned	Action	Remarks
441	1. k. R-1051()/URR Radio Rcvr	441A06	441A05A		SY	C	One Unit
		OE01-1586			FA	NS	Seven Units, Class "C"
		1589					
		1590					
		1591					
		1592					
		1594					
	1. AN/SRC-21 Radio Sets	441A06	441A06A		SY	C	Three Units
		441A08			SY	C	
	m. AN/URT-23(V) Radio Trans- mitter Sets	OE01-1621			FA	NS	Two Units - Class "C"
		OE01-1546	441A07A				
	n. AN/URT-24 Transmitter	OE01-1348					
		441A06	441A07A		SY	C	Two Units
o. Dipole Antennas	OE01-1559			FA	NS	One Unit, Class "C"	
	441D01			SY	C	S/A 441K, Inst AN/URT-24	
p. AN/SRA-12 Filter Assembly	441A06	441A01A		SY	C	(2) NT-66095; (1) AS-390/SRC;	
	OE01-M196	441A02A				(4) AS-1018/URC	
q. AN/URR-27 VHF Receivers	OE01-M197			FA	NS	Class "C"	
	441A06	441A05A		FA	C		
r. AN/PRC-41 UHF Receivers	441A06	441A06A		SY	C	Two Units	
s. AN/URC-9 Radio Set(s)	441A06	441A06A		SY	C	Two Units	

REPAIR PROFILE SUMMARY

SWBS/ SWABS	Repair Profile Item	USS HOLT SWLIN/JCN	Baseline SARP SWLIN	USS HOLT SWLIN Title/ Work Description	Assigned	Action	Remarks
445	<u>TTY and Facsimile Systems</u> 1. Class "B" Overhaul the Following: a. AN/UCC-1C(V) Telegraph Terminal b. AN/UGC-20A Teletype(s) c. AN/UGC-25A Teletypes d. AN/UGC-6K Teletypes e. AN/URA-17 Teletype Converters f. TT-192 C/UG g. CV-2460/SGC	OE01-1561 445A02 OE01-M201	445A01A 446A01A		FA SY/FA	NS C	Class "C" SF Reported Accom by FMAG SF Reported Accom by FMAG Two Units Class "C" One Unit SF Reported Accom by FMAG
446	<u>Security Equipment</u> 1. Crypto Equipment a. Turn into Refurb Outfit	441A06			SY SY/FA	C C	

REPAIR PROFILE SUMMARY

SWBS/ SWABS	Repair Profile Item	USS HOLT SWLIN/JCN	Baseline SARP SWLIN	USS HOLT SWLIN Title/ Work Description	Assigned	Action	Remarks
450	SURVEILLANCE SYSTEMS (SURFACE)						
	1. Class "B" Overhaul the Following:						
	a. AN/SPA-4 (E/F) Azimuth Range Indicators		450A02A				None Installed.
	b. AN/SPA-25 Radar Range Indicators	441A01 OE01-1575 1576 1577 1578	450A02A		FA	NS	Four Units, Class "C"
	c. AN/SPA-50A Indicator Group	441A01	450A02A		SY	C	
	d. AN/SPA-66 Indicator Group	411A01	450A02A		SY	C	Two Units. TRS not available.
451	e. SB-1505/SP	411A01	450A01A		SY	C	
	f. AN/SPS-T3A Radar Trainer	411A01	450A01A		FA	NS	Class "C" Overhaul
	<u>Surface Search Radar</u>						
	1. Class "B" Overhaul the Following:						
a. AN/SPS-10(F) Radar Set	451A03	451A01A		SY	C		
b. AS-936/SPS-10 Antenna Array & Pedestal	451A03			SY	C	Replaced. Turn Around Prog	

REPAIR PROFILE SUMMARY

SWBS/ SWABS	Repair Profile Item	USS HOLT SWLIN/JCN	Baseline SARP SWLIN	USS HOLT SWLIN Title/ Work Description	Assigned	Action	Remarks
452	<u>Air Search Radar (2D)</u> 1. AN/SPS-40() Radar Set and Antenna Array	452A01	452A01A		SY	C	AN/SPS-40B
455	<u>Identification Systems (IFF)</u> 1. AN/UPA-59(V) Decoder Groups 2. RT-859/APX-72 IFF Transponder	455A02 455A02	455A01A 455A01A		SY	C N	Three units Replaced by Install MK XII IFF ShipAlt 53, SWLIN 455D01
460	<u>SURVEILLANCE SYSTEMS (UNDERWATER)</u>						
463	<u>Active/Passive (Multiple Mode) Sonar System</u> 1. AN/SQS-26CX Sonar System Accomplish Following Repairs: a. LAPS: 1) Motor Generator Sets a) Class "B" Overhaul 2) MG Cabinet a) Class "B" Overhaul 3) Lubrication Stand a) Class "B" Overhaul, incl SW/lube oil neat exchanger	463A01	463A01A MS09-0866		SY	C	SWLIN not clear if Class "B" or "C".

BEST AVAILABLE COPY

REPAIR PROFILE SUMMARY

SWBS/ SWABS	Repair Profile Item	USS HOLT SWLIN/JCN	Baseline SARP SWLIN	USS HOLT SWLIN Title/ Work Description	Assigned	Action	Remarks
463	1. a. 4) Static Cabinet - Class "B" Overhaul b. Sonar (AN/SQS-26CX)	463A02 WS09-0862	463A02		SY	C	Class "B" AN/SQS-26CX S/A - Inst Rubber Window - Installed
	2. AN/SQS-35 (V) Sonar		463A02				
	a. Class "B" Overhaul, incl: 1) Sonar Set	463A02 WS09-0868			FA	P	
	2) AN/SQA-13 Hoist Group (incl VDS Cable Assembly, Towed Vehicle 57019-1 & TR-229 Transducer)	463A02 463A04		Towed Body Hoist Assembly	SY SY	C C	S/A 472F, Cable Mod Com- pleted.
464	<u>Recording & Television System</u>						
	1. AN/UNQ-7 Tape Recorders	439A01 OM01-0071 WS09-0861	464A02A		FA FA	NS NS	Class "C" Class "C"
	a. Class "B" Overhaul (2)						
<u>470</u>	COUNTERMEASURES						
471	<u>Active ECM</u>						
	1. Class "B" Overhaul the follow- ing:		471A01A				

REPAIR PROFILE SUMMARY

SWBS/ SWABS	Repair Profile Item	USS HOLT SWLIN/JCN	Baseline SARP SWLIN	USS HOLT SMLIN Title/ Work Description	Assigned	Action	Remarks
471	1. a. AN/SLA-15 Antennas b. AN/ULQ-6C Countermeasures Set	471A01 471A01 OM01-0082			SY FA	C P	
472	<u>Passive ECM</u> 1. Class "B" Overhaul the following: a. AN/SLR-12A Countermeasures Receiving Set, incl Antenna AS-1789/SLR. b. AN/WLA-3A Amplifier Group c. AN/WLR-1C Countermeasure Receiving Set d. C-3118A/WLR Control Amplifier e. AN-1017B/SLR Magnetic Control Amplifier f. AS-616A/SLR Antenna 2. Overhaul the following in Accordance with Applicable TRS:	OM01-0074 OM01-0070 472A02 472A01 OM01-0073 472A01	472A01A		FA FA SY FA SY SY	NS NS C NS C C	Class "C" Class "C" Class "C"
	a. AS-571/SLR Antenna b. AS-899E/SLR Antenna	471A01 471A01	472A01A		SY SY	C C	TRS not available. TRS not available.

BEST AVAILABLE COPY

REPAIR PROFILE SUMMARY

SWBS/ SWABS	Repair Profile Item	USS HOLT SWLIN/JCN	Baseline SARP SWLIN	USS HOLT SWLIN Title/ Work Description	Assigned	Action	Remarks
475	<u>Degaussing</u> 1. Degaussing Switchboard a. Class "B" Overhaul	475A01	475A01A		FA	N	
480	FIRE CONTROL SYSTEMS						
481	<u>Gun Fire Control System</u> 1. Class "B" Overhaul the following: a. AN/SPG-53 Radar Set b. Radar Signal Processing Equipment (RSPE) c. MK 47 Computer d. MK 68 Gun Director e. MK 16 Stable Element 2. MK 68 Gun Fire Control System a. Perform System Alignment	481A03	481A01A		SY	C	
		481A03			SY	C	

REPAIR PROFILE SUMMARY

SWBS/ SWABS	Repair Profile Item	USS HOLT SWLIN/JCN	Baseline SARP SWLIN	USS HOLT SWLIN Title/ Work Description	Assigned	Action	Remarks
482	<u>Fire Control System (Non-Sonar Data Base)</u> 1. ISSM - MK 152 Computer - Class "B" Overhaul 2. Guided Missile Fire Control, MK 115 a. Director, MK 76 - Optical Sight MK 32 - Class "B" Overhaul b. Radar, MK 66 - Overhaul Waveguide c. Accomplish Outstanding ORD- ALTS & Repair in Accordance with POT&I Report.	482A01	482A01A 482A01A		SY	N P NA	Not Installed Work not authorized.
483	<u>Fire Control Systems (Sonar Data Base)</u> 1. Class "B" Overhaul the follow- ing: a. MK 53 Attack Console b. MK 363 Portable Test Set 2. MK 114 UBFCs	483A01 483A01 483A01 483A01	483A01A		SY FA SY	P C C	

REPAIR PROFILE SUMMARY

SWBS/ SWABS	Repair Profile Item	USS HOLT SWLIN/JCN	Baseline SARP SWLIN	USS HOLT SWLIN Title/ Work Description	Assigned	Action	Remarks
483	2. a. Perform System Alignment						
490	SPECIAL PURPOSE SYSTEMS						
491	<u>Electronic Test, Checkout, and Monitoring Equipment</u> 1. SPETE a. Calibrate b. Repair	491A01	491A01A		SY	C	

REPAIR PROFILE SUMMARY

SWBS/ SWABS	Repair Profile Item	USS HOLT SWLIN/JCN	Baseline SARP SWLIN	USS HOLT SWLIN Title/ Work Description	Assigned	Action	Remarks
<u>500</u>	<u>AUXILIARY SYSTEMS</u>						
504	<u>Instruments and Instrument Boards</u>						
	1. Calibrate Propulsion Plant Instruments (gauges)	504A02	504A01A	Calibrate Gages	SY	C	Thermometers on 504A03
	2. Repair as Necessary	504A02			SY	C	Thermometers on 504A03
<u>510</u>	<u>CLIMATE CONTROL</u>						
513	<u>Machinery Space Ventilation</u>						
	1. Test IAW 1200 PSI Test Procedure		513A01A			N	Not accomplished.
<u>514</u>	<u>Air Conditioning System</u>						
	1. No. 1 & 2 A/C Plants	514A03	514A01A	Air Cond Sys	SY	NS	TRS 0514-086-601 not available. Resilient Mounts Replaced on Compr No. 2. Motor TRS used.
	a. Compressors, Chillers Motors and Condensers 1) Overhaul IAW TRS						
	b. Safety Switches, Controllers Gauges, and Ppg in A/C Rms 1) Class "B" Overhaul						

REPAIR PROFILE SUMMARY

SWBS/ SWABS	Repair Profile Item	USS HOLT SWLIN/JCN	Baseline SARP SWLIN	USS HOLT SWLIN Title/ Work Description	Assigned	Action	Remarks
514	1. c. Perform Operational Tests 2. No. 1 & 2 Chilled Water Centrifugal Pump and Motor a. Overhaul IAW TRS b. Controllers 1) Class "B" Overhaul	514A03	514A01A		SY	NS	TRS 0514-086-0600 not referenced for Pump TRS 514-086-604 used. Motors Rewound.
516	<u>Refrigeration System</u> 1. Refrigeration Plants a. Compressors, Condensers and Motors 1) Overhaul IAW TRS b. Safety Switches, Controllers Valves, Piping and Gauges 1) Class "B" Overhaul c. Perform Operational Tests	516A01	516A01A		SY	NS	TRS 516-086-601 Replacement of Resilient Mounts and Braided Metal Connections not Indicated in Work Description.
520	<u>SEA WATER SYSTEMS</u> 1. Sea Valves a. Sea Valves Larger than 4½"	520A01	520A01A		SY	C	

REPAIR PROFILE SUMMARY

SWBS/ SWABS	Repair Profile Item	USS HOLT SWLIN/JCN	Baseline SARP SWLIN	USS HOLT SWLIN Title/ Work Description	Assigned	Action	Remarks
520	1. a. 1) Class "B" Overhaul b. Sea Valves 4½" and Smaller 1) Class "B" Overhaul						
521	<u>Firemain and Flushing System</u> 1. Pumps and Motors a. Overhaul IAW TRS 2. Controllers a. Class "B" Overhaul 3. Pump Check and Discharge Vlvs a. Class "B" Overhaul 4. Grounding Straps a. Renew 5. Test IAW 1200 PSI Test Pro- cedure	521A01 521A01 521A02 521A01 521A02	521A03A		SY SY SY SY SY	C C C C C	TRS 0521-086-605/606 Replace Firemain Valves per SF List. Approximately 20
529	<u>Drainage and Ballasting System</u> 1. Bilge and Fuel Oil Stripping Pump	529A12	529A05A		SY	C	Class "C" Overhaul on 529A12 (EM01-0565)

REPAIR PROFILE SUMMARY

SWBS/ SWABS	Repair Profile Item	USS HOLT SWLIN/JCN	Baseline SARP SWLIN	USS HOLT SWLIN Title/ Work Description	Assigned	Action	Remarks
529	1. a. Test IAW 1200 PSI Test Procedure 2. Electric Submersible Pumps a. Class "B" Overhaul	529A01	529A03A		FA	N	Not Accomplished.
530	FRESH WATER SYSTEMS						
531	<u>Distilling Plants</u>						
	1. Accomplish Overhaul IAW TRS	531A04			SY	C	
	a. Distillate Pumps & Motors		531A04A				TRS-0531-086-621, 622
	b. Distiller Feed Pumps & Mtrs		531A02A				TRS-0531-086-621, 622 Hose Assy Rpl on 255A24
	c. Sea Water Heater Drain Pumps and Motors		531A03A				TRS-0531-086-0621, 622
	2. Controllers	531A04			SY	C	
	a. Class "B" Overhaul		531A02A, 3A & 4A				
	3. Distilling Unit - Accom Overhaul IAW TRS	531A04	531A01A		SY	NS	TRS not available.
	4. Test IAW 1200 PSI Test Procedure	531A04	531A01A		SY/ FA	C	

REPAIR PROFILE SUMMARY

SWBS/ SWABS	Repair Profile Item	USS HOLT SWLIN/JCN	Baseline SARP SWLIN	USS HOLT SWLIN Title/ Work Description	Assigned	Action	Remarks
534	<p><u>Auxiliary Steam & Drains Within Machinery Box</u></p> <p>1. Bottom and Surface Blow Piping and Valves</p> <p>a. Bottom Blow and Surface Blow Piping 1) Replace all with Monel</p> <p>b. Valves 1) Class "B" Overhaul</p> <p>2. Overhaul IAW TRS the following Steam Reducing Valves</p> <p>a. 1" 1200/14 PSI Augment Vlv (including Class "B" Ovhl of Bypass Valve) IAS8</p> <p>b. 3/4" 1200/150 PSI Reducing Valve (Incl Class "B" Ovhl of By-Pass Valve)</p> <p>c. 1 1/2" 1200/150 PSI Reducing Valve (Incl Class "B" Ovhl of By-Pass Valve)</p> <p>3. Steam Drain Collecting System, Auxiliary Steam System, Auxiliary Exhaust & Escape Systems, and Gland Seal & Vent System</p>	534D03	534A04A		SY	C	S/A 379K, Blr Bottom Blow Ppg.
		504C0-	534A03		SY	C	S/A 227D Reloc Surf Blow Valves TRS not referenced.
		311A13			SY	C	States 1 1/2" 1200/15 PSI Augment Valve
		253A11	EB01-1010		SY	C	
		253A09	EB01-1111		SY	C	
		534A05	534A01A 534A03A 534A05A 534A07A		SY	P	Hydro Aux Steam System TP 534TH000120, Phase I. No mention of other systems.

REPAIR PROFILE SUMMARY

SWBS/ SWABS	Repair Profile Item	USS HOLT SWLIN/JCN	Baseline SARP SWLIN	USS HOLT SWLIN Title/ Work Description	Assigned	Action	Remarks
534	3. a. Test IAW 1200 PSI Test Procedure	534A05	534A03A		SY	C	Includes IAS5A & IAS5B Re-pair (not in list). All on List, but IASIA, IAS1B, IAS2A, IAS2B, IAS12A, IAS12B replaced with new.
	4. 1200 PSI Auxiliary Steam Vlvs a. Class "B" Overhaul Valves per List.						
	5. SSTG Gland Sealing Steam Regulator & Dump Valves a. Class "B" Overhaul	311A02	534A08A		SY	C	
	6. Safety Valve Escape Piping Bellows a. Inspect b. Perform NDT c. Replace if Defective	534A05	534A01A	Renew (4) 6" & (2) 4" Expansion Joints for Safety Valve Exhaust Piping			Inspected. Not replaced.
	7. Main Turbine Gland Seal and Dump Valves a. Overhaul IAW TRS	231A02	534A07A		SY	C	TRS 0534-086-602 (Gland Seal Repr)
	8. Combined Exhaust and Relief Valves of Main Feed Pumps	255A06	534A01A		SY	C	

REPAIR PROFILE SUMMARY

SWBS/ SWABS	Repair Profile Item	USS HOLT SWLIN/JCN	Baseline SARP SWLIN	USS HOLT SWLIN Title/ Work Description	Assigned	Action	Remarks
534	8. a. Class "B" Overhaul						
536	<u>Auxiliary Fresh Water Cooling</u> 1. Radar/Sonar Cooling S.W./F.W. Heat Exchanger a. Class "B" Overhaul 2. Sonar Set Cooling System a. Flush b. Meter c. Pressure Test d. Perform Operational Test of System	536A01	536A01A		SY	C	(1) SW/DW and (1) CW/DW Heat Exchangers
540	FUELS AND LUBRICANTS, HANDLING AND STORAGE	536A01	536A01A		SY	C	
541	<u>Ship Fuel and Fuel Compensating System</u> 1. Fuel Oil Fill, Transfer and Stripping System & Fuel Oil Transfer Pump	541A01	541A01A 541A03A 541A04A			P	SY Performed Flush and Ham- mer Test of System

REPAIR PROFILE SUMMARY

SWBS/ SWABS	Repair Profile Item	USS HOLT SWLIN/JCN	Baseline SARP SWLIN	USS HOLT Title/ Work Description	Assigned	Action	Remarks
541	1. a. Test IAW 1200 PSI Test Procedure						
<u>550</u>	AIR, GAS, AND MISC. FLUID SYSTEMS						
551	<u>Compressed Air Systems</u>						
	1. H.P. Air Compressors	551A03	551A03A		SY	NS	TRS 0551-086-606/607 for #1 only.
	a. Overhaul IAW TRS		EA04-0675		FA	C	Complete Overhaul #2 HPAC SY Tech Assist on 551A20
	b. Test IAW 1200 PSI Test Procedure						Replacement of Resilient Mounts and Flexible Connectors not referenced in Job Description.
	2. H.P. Air System Piping	551A05	551A01A		SY	C	
	a. Clean Entire System						
	3. H.P. Air Flasks and Separators	551A05	551A01A		SY	C	
	a. Recertify						
	4. L.P. Air System Piping	551D01			SY	C	Flush/Hydro Covered by S/A per SWLIN 551A05
	a. Clean						
	b. Flush						

REPAIR PROFILE SUMMARY

SNBS/ SWABS	Repair Profile Item	USS HOLT SWLIN/JCN	Baseline SARP SWLIN	USS HOLT SWLIN Title/ Work Description	Assigned	Action	Remarks
551	5. Prairie-Masker Air Compressors a. Overhaul IAW TRS b. Test IAW 1200 PSI Test Procedure c. Masker Belt Holes d. Wind Box and Check Valves 1) Class "B" Overhaul	551A06 551A17 551C10	551A07A		SY SY SY	C C C	TRS 0551-086-604/605/608 S/A 316D Prairie-Masker System Piping Mods
555	<u>Fire Extinguishing Systems</u> 1. Test IAW 1200 PSI Test Procedure 2. Certify	555A04	555A01A		SY	C	AFFF & PKP Systems
<u>560</u>	SHIP CONTROL SYSTEMS						
561	<u>Steering Control Systems</u> 1. Accomplish Steering Gear Repairs, including: a. Hone and Polish Steering Rams	561A01 561A02	561A01A		SY	NS	

REPAIR PROFILE SUMMARY

SWBS/ SWABS	Repair Profile Item	USS HOLT SWLIN/JCN	Baseline SARP SWLIN	USS HOLT SWLIN Title/ Work Description	Assigned	Action	Remarks
561	1. b. Renew Ram Seals c. Class "B" Overhaul Steering Gear Motors & Controllers d. Class "B" Overhaul Steering Gear Pumps e. Clean and Flush Hydraulic System 2. Replace Steering Gear Shuttle Valve Springs (Western Gear Equipped Ships Only)					N	SF reported Port Unit Overhauled 1 year before overhaul.
562	<u>Rudder</u> 1. Repair Rudder and Rudder Weldment IAW SWBS 986 Inspect a. Replace Syntron Seals b. Clean & Lubricate Bearings	562A01	561A01A		SY	C	Not identified as being accomplished.
566	<u>Stabilizing Fins P/S</u> 1. Class "B" Overhaul a. Hydraulic Pump, Motor & Controller	566A02	566A01A		SY	NS	Class "C" Repairs

REPAIR PROFILE SUMMARY

SWBS/ SWABS	Repair Profile Item	USS HOLT SWLIN/JCN	Baseline SARP SWLIN	USS HOLT SWLIN Title/ Work Description	Assigned	Action	Remarks
566	1. b. Ram Assembly	566A06			SY	C	
	2. Hydraulic Systems	566A06			SY	C	
	a. Clean						
	b. Flush						
580	3. Replace Lock Washers with Lock Wiring (Sperry System only)					NR	Not Sperry System
	4. Fins, Hull Bearing and Seals	566A05			SY	C	Weld Repair Stuffing Box Packing
	a. Repair IAW Inspection SWBS 986	566A07 566A08			SY SY	C C	Rep Lock Assy Port Unit Rep Yoke Assy Port Unit SWLIN 566D01 Fin Stab Brg ShipAlt
<u>MECHANICAL HANDLING SYSTEMS</u>							
581	<u>Anchor Handling and Storage Sys- tems</u>						
	1. Anchors & Chains	581A01 581A02	581A01A		SY	C	FA Roust/Stow
	a. Remove						
	b. Clean						
	c. Inspect	581A05			SY	C	Chain Repair

REPAIR PROFILE SUMMARY

SWBS/ SWABS	Repair Profile Item	USS HOLT SWLIN/JCN	Baseline SARP SWLIN	USS HOLT SWLIN Title/ Work Description	Assigned	Action	Remarks
581	1. d. Preserve e. Reinstall f. 8000 lb Fluke Anchor 1) Conduct Mag Partial Inspection 2) Weld Repair as Required	581C04			SY	C	S/A 400D 8000 lb Anchor Mods
583	<u>Boat Handling and Storage Systems</u> 1. CO ₂ Inflatable Life Boats (Including Hydrostatic Releases) a. Test b. Inspect c. Repair as Necessary 2. P/S Boat Davits a. Class "B" Overhaul 3. Boat Davit Winchs a. Class "B" Overhaul	988A06 WA01-0580 WA01-0574	583A04A	Test Hydrostatic Releases	SY/ FA	C	FMAG Assist on Test/Inspect/ Repair Life Boats
		583A02	583A01A 583A03A		SY	C	
		583A02	583A01A 583A03A		SY	C	

REPAIR PROFILE SUMMARY

SWBS/ SWABS	Repair Profile Item	USS HOLT SWLIN/JCN	Baseline SARP SWLIN	USS HOLT SWLIN Title/ Work Description	Assigned	Action	Remarks
588	<u>Aircraft Handling/Serviceing & Stowage</u> 1. Aircraft Securing Fittings a. Load Test 10%	140A01	588A01A		SY	C	

REPAIR PROFILE SUMMARY

SWBS/ SWABS	Repair Profile Item	USS HOLT SWLIN/JCN	Baseline SARP SWLIN	USS HOLT SWLIN Title/ Work Description	Assigned	Action	Remarks
<u>600</u>	<u>OUTFIT AND FURNISHINGS, GENERAL</u>						
602	<u>Hull Designating and Marking</u> 1. Replace Markings (nameplates) on Machinery, Valves, Pipes, and Cables.	602A01 602A02	602A01A	Mfr Valve Label Blanks Engrave Label Plates	SY SY	C C	SF Install
<u>630</u>	<u>PRESERVATIVES AND COVERINGS</u>						
631	<u>Painting</u> 1. Underwater Hull a. Sandblast and paint the entire underwater areas of ship including appendages and inaccessible voids from keel to six inches above upper boat top line. b. Main and Auxiliary Sea Chests 1) Clean 2) Wire Brush 3) Preserve	631A02	631A01A	SB/Paint U.W. Hull	SY	C	

REPAIR PROFILE SUMMARY

SWBS/ SWABS	Repair Profile Item	USS HOLT SWLIN/JCN	Baseline SARP SWLIN	USS HOLT SWLIN Title/ Work Description	Assigned	Action	Remarks
631	2. Ships Hull Side from Upper Boat Top Limits to Main Deck Edge Including Hull Markings a. Stage b. Abrasive Blast c. Recoat	631A02	631A01A	SB/Paint Freeboard	SY	C	
	3. Fresh and Feed Water Tanks a. Clean and Represerve as per SWBS 123 Inspection	123A01 123A02	631A01A		SY	C	Potable Water Tanks (4) Feed Water Tanks (2)
	4. Fuel Oil and Ballast Tanks a. Clean Represerve as per SWBS 123 Inspection	123A01	631A01A		SY	C	
	5. Chain Locker a. Clean b. Represerve	581A01	631A01A	S/B Paint Chain Locker	SY	C	
	6. Bilges a. Clean and Preserve the following: 1) Engine room	631A03	631A01A	Clean/Paint Machinery Space Bilges	SY	C	Wheeling under SWLIN 994A02 FA for Shaft Alley

REPAIR PROFILE SUMMARY

SWBS/ SWABS	Repair Profile Item	USS HOLT SWLIN/JCN	Baseline SARP SWLIN	USS HOLT SWLIN Title/ Work Description	Assigned	Action	Remarks
631	6. a. 2) Fireroom 3) Aux Machine Rooms 1 and 2 4) JP-5 Pump Room 5) Shaft Alley		631A01A				
	7. Sewage Collection, Holding and Transfer (CHT) Tanks a. Clean and Recoat as per Inspection of SWBS 123					NR	New Installation this Ovhl.
	8. Machinery Foundations Engin- eering Spaces - Clean and Preserve	EB01-1120 EM01-0555 EM08-0375	631A01A	Clean/Paint Macy Foundations Clean/Paint Pmp Fdns Clean/Paint Mach Foundations	FA FA FA	C C C	
633	<u>Cathodic Protection</u> 1. Replace all Sacrificial Anodes 2. Replace Wasted Impressed Cur- rent Cathodic Protection Anodes		633A01A 633A02A			N NR	No Work. S/A 91K Accomplished this Overhaul.

REPAIR PROFILE SUMMARY

SWBS/ SWABS	Repair Profile Item	USS HOLT SWLIN/JCN	Baseline SARP SWLIN	USS HOLT SWLIN Title/ Work Description	Assigned	Action	Remarks
650	SERVICE SPACES						
655	<u>Laundry Spaces</u> I. Washer-Extractor a. Replace/Class "B" Overhaul	EA04-0689	655A01A	Replace Belts	FA	P	POI&I 6551-01 States no re- pair required.

REPAIR PROFILE SUMMARY

SWBS/ SWABS	Repair Profile Item	USS HOLT SWLIN/JCN	Baseline SARP SWLIN	USS HOLT SWLIN Title/ Work Description	Assigned	Action	Remarks
<u>700</u>	<u>ARMAMENT</u>						
<u>720</u>	MISSILES AND ROCKETS						
721	<u>Launching Devices (Missiles and Rockets)</u>						
	1. ASROC Launcher	721A04	721A02A		SY	C	Turn Around Program
	a. Class "B" Overhaul						
	2. MK 199 Launcher Captain's Control Panel (ASROC)	721A04	721A02A		SY	C	
	3. (BFDSMS) Guided Missile Launching Systems, MK25		721A01A				
	a. Class "B" Overhaul MK 6 Motor Generators (Amplidyne)	721A18			SY	NS	Class "C" Repair
	b. Class "B" Overhaul MK 1 Drive Motors	721A03			SY	P	No SY Work MK 1 MOD 0 Train Train Pwr Drv. Class "B" Overhaul MK 1 MOD 01 Elev Pwr Drive
	c. MSTs, MK 509 - Replaces Part of Turn Around Program (SPCC COG)					N	Not Verified if Accomplished

REPAIR PROFILE SUMMARY

SWBS/ SWABS	Repair Profile Item	USS HOLT SWLIN/JCN	Baseline SARP SWLIN	USS HOLT SWLIN Title/ Work Description	Assigned	Action	Remarks
721	3. d. Accomplish Outstanding ORDALTS and Repairs IAW POT&I Report					N	No ORDALTS Indicated Repairs per POT&I Reports
722	<u>Missile, Rocket and Guidance Capsule Handling System</u> 1. ASROC Loader Crane a. Load Test Handling Equip- ment IAW General Snips Specs	570A01	722A01A 722A02A		SY	C	Test MK 45/O Hand Truck on SWLIN 988A05
728	<u>Missile Heating, Cooling, Temper- ature Control</u> 1. Clean and Test System 2. Hydro Test Heat Exchange	728A01	728A01A		SY	C	
750	TORPEDOES						
751	<u>Torpedo Tubes</u> 1. MK 32 Torpedo Tube Air Flasks a. Replace Seals	751A01	751A01A		FA	C	Reported Complete by FA

REPAIR PROFILE SUMMARY

SWBS/ SWABS	Repair Profile Item	USS HOLT SWLIN/JCN	Baseline SARP SWLIN	USS HOLT SWLIN Title/ Work Description	Assigned	Action	Remarks
751	1. b. Conduct 24 Hour Decay Check						
752	<u>Torpedo Handling</u> 1. Test Equipment	988A05 570A01	752A01A		SY SY	C C	Slings, Bi-Rail Hoist, Hand- line Tray, Dolly Torp Overside Handling Boom

REPAIR PROFILE SUMMARY

SWBS/ SWABS	Repair Profile Item	USS HOLT SWLIN/JCN	Baseline SARP SWLIN	USS HOLT SWLIN title/ Work Description	Assigned	Action	Remarks
800	<u>INTEGRATION/ENGINEERING</u>						
810	PRODUCTION ENGINEERING						
813	<u>Planning and Production Control</u>						
	1. Ship's Force Overhaul Management System (SFOMS)	813GØ2	813AØ1A	ADP Services (SFOMS)	SY	C	
	2. Funds & Planning Est.	985HØ3	813AØ1A	Control & Report	SY	C	
	3. Advance Planning Documents	986GØ1 988GØ1	813AØ1A	Dv1/Conduct POT&I SARP Development/ Maintenance	SY SY	C C	
830	<u>DESIGN SUPPORT</u>						
	1. Hull Vibration Survey	830AØ1A					Not Accomplished
	a. During post repair trial, conduct hull vibration survey & forward report of residuals to ship & TYCOM.						
	2. Design and Eng. Services	856VØ1 856KØ2 856KØ3	830AØ1A	Selected Record Data Selected Record Dvgs Allowance List	SY SY SY	C C C	

REPAIR PROFILE SUMMARY

SWBS/ SWABS	Repair Profile Item	USS HOLT SWLIN/JCN	Baseline SARP SWLIN	USS HOLT SWLIN Title/ Work Description	Assigned	Action	Remarks
838	<u>Design/Engineering Liaison</u>						
	1. Electronic & Ordnance Equip- ment	810A01	838A01	Weapons/Electronics Planning Service	SY	C	
	2. Design/Engineering Liaison	810A01	838A01A	Design Waterfront Liaison - TYCOM	SY	C	
		830D02		Design Waterfront Liaison - NAVSEA	SY	C	
840	QUALITY ASSURANCE						
841	<u>Tests & Inspection, Criteria, & Procedures</u>						
	1. Feed Water Analysis	986A04	841H01A	Feedwater Analysis	SY	C	
844	<u>Combat Systems Checkout Criteria & Procedures (Documentation)</u>	810A01	844A01A	CS Service for Test Proc Ident	SY	C	
850	INTEGRATED LOGISTIC SUPPORT ENGINEERING						

REPAIR PROFILE SUMMARY

SWBS/ SWABS	Repair Profile Item	USS HOLT SWLIN/JCN	Easeline SARP SWLIN	USS HOLT SWLIN Title/ Work Description	Assigned	Action	Remarks
851	<p><u>Maintenance</u></p> <p>1. Provide Maintenance Engineering Services to Accomplish the Following:</p> <p>a. Meas & Record the "As-Completed" Bearing Clearances of all Mn Propulsion Train, Propulsion Turbine or Diesels (incl Reduction Gears & Shafting), Steering incl Rudder & Ships Service Power Generation Equipment Bearings which have been Opened, Repaired or Replaced During the Overhaul.</p> <p>b. Record Bearing Clearances on Data Sheets Suitable for SF Retention.</p> <p>c. Provide Completed Bearing Clearance Data Sheets to SF Prior to Completion of the Overhaul.</p>	850H01	851A01A	Documentary Data	SY	C	

REPAIR PROFILE SUMMARY

SWBS/ SWABS	Repair Profile Item	USS HOLT SWLIN/JCN	Baseline SARP SWLIN	USS HOLT SWLIN Title/ Work Description	Assigned	Action	Remarks
<u>900</u>	<u>SHIP ASSEMBLY AND SUPPORT SERVICES</u>						
<u>980</u>	CONTRACTUAL & PRODUCTION SUPPORT SERVICE						
	1. Assist Ship's Force	988A02	980A01A	ASF	SY	C	
	2. Minor Assist Work	980A01	980A01A	Ship Supt Work Auth- orization	SY	C	
<u>982</u>	<u>Trials</u>						
	1. Conduct Post Repair Dock & Sea Trials	982A01	982A01A	Trials & Tests	SY	C	
<u>985</u>	<u>Fire & Flooding Protection</u>						
	1. Provide	985A01 994A01	985A01A	Replenish CO ₂ Ext Remove Safety Hazards	SY SY	C C	
<u>986</u>	<u>Tests & Inspections</u>						
	1. Conduct the Following:	986A03*	986A01A, A02A, A03A	Dry Dock Insp (Mech)	SY	C	
	a. Underwater Hull Insp - Shell & Appendages	111A01		U/W Hull Inspection	SY	C	

REPAIR PROFILE SUMMARY

SWBS/ SWABS	Repair Profile Item	USS HOLT SWLIN/JCN	Baseline SARP SWLIN	USS HOLT SWLIN Title/ Work Description	Assigned	Action	Remarks
986	1. b. Stern Tubes Inspection	161AØ1		S/Tube - SH/Prop Structs, etc.	SY	C	UT Inspect Sat
	c. Shaft/Propeller Struts Inspection	*					
	d. Rudder Bearing Trunk Inspection	*					
	e. Sea Chest Inspection	163AØ1		Sea Chests	SY	C	
	f. Sonar Domes Inspection	165DØ1		Inst S/A 24K AN/SQS- 26RBR Window	SY	C	
	Shftng Insp.	*					
	g. External Shftng Insp.	*					
	h. Stern Tube Bearing Insp.	*					
	i. Propeller Inspection	*					
	j. Rudder Inspection	562AØ1		Rudder	SY	C	
	k. Fin Stabilizers Insp.	566AØ2		P/S Fin Stabilizers	SY	C	
	l. Zinc Anodes Inspection	*			SY	C	
	m. Visual TEMPEST Inspection	44ØDØ1					
	n. Test Proc for Readiness of Blr Light-Off				SY/ FA	C	

TABLE 2-1

REPAIR PROFILE SUMMARY

SWBS/ SWABS	Repair Profile Item	USS HOLT SWLIN/JCN	Baseline SARP SWLIN	USS HOLT SWLIN Title/ Work Description	Assigned	Action	Remarks
986	1. o. PEB p. Inspection Services q. POT&I r. Routine Analysis s. Tech. Lab. Services 2. Combat System Battery Align- ment	986G01 986A02		Dv1/Conduct POT&I Lube/Hyd Oil Analysis	SY/ FA SY SY	C C C	
988	<u>Contract Data Requirements (Administration)</u> 1. ShipAlt & Repair Pkg (SARP)	988G01	813A01A	SARP Development & Maintenance	SY	C	
990	CONSTRUCTION SUPPORT 1. Correct Discrepancies		990A01A		SY		In Progress
991	<u>Staging, Scaffolding and Cribbing</u> 1. Provide Staging & Routine Dry- dock Work		991A01A				With Individual SWLINS

REPAIR PROFILE SUMMARY

SWBS/ SWABS	Repair Profile Item	USS HOLT SWLIN/JCN	Baseline SARP SWLIN	USS HOLT SWLIN Title/ Work Description	Assigned	Action	Remarks
992	<u>Temporary Utilities and Services</u>						
	1. Provide Temporary Services	992A01	992A01A	Service Conn & Rig- ging	SY	C	
	2. Provide Temporary Messing and Berthing	992D02		Service Conn & Rig- ging (NAVSEA)			Routine TYCOM/FA
	3. Defuel & Refuel Ship						Routine SY/FA
993	4. Provide Portable Tools for SF Work						Routine SY/FA
	<u>Material Handling and Removal</u>						
	1. Provide Hull Accesses	991A01	993A01A	Access Openings	SY	C	
997	2. Provide Repair Parts & Allowance Material					C	
	3. Conduct Supply Operation Assistance Program (SOAP)					C	
997	<u>Drydocking</u>						
	1. Dock and Undock Ship	997A01	997A01A	Docking	SY	C	

Part 3

COSAL UPDATE SUMMARY

Table 3-1 identifies work items for which configuration changes occurred during the BOH, and provides related data to support the accomplishment of associated changes to the Coordinated Shipboard Allowance List (COSAL) and the Ship Equipment Configuration Accounting System (SECAS). Data entries in Table 3-1 include:

- a. SWBS/SWABS No. The applicable Ship Work Breakdown Structure (SWBS) and Ship Work Authorization System (SWABS) number.
- b. SAC Code. The applicable Service Applications Code assigned by the COSAL correcting activity.
- c. Description. Brief description of the equipment item.
- d. Type of Configuration Change. The type of configuration change involved, per the following 3M codes:
 - A = Partially completed alteration/field change
 - B = Fully completed alteration/field change
 - C = Equivalent alteration completed
 - D = Alteration/field change directive cited is not applicable
 - E = Exchange (removed one equipment and installed another)
 - F = Removed equipment (no exchange)
 - G = Installed equipment (no exchange)
- e. APL No. The Allowance Parts List number for the equipment.
- f. Quantity. The quantity installed before and following the overhaul, and added or deleted during the overhaul.

TABLE 3-1. COSAL UPDATE SUMMARY

SWBS/ SWABS	SAC Code	Description	Type Chg	Appl. No.	Old Qty Inst	New Qty Inst	Qty Added or Delt'd
1671	OAHZU	CUTTLE MRN FLS WT QA 25IN 4 DOG 5 PSI REFERENCE: S/A FF1052-0101K		314010006	0	1	+1
1671	OAEUY	DOOR MRN ATQAGO 26IN X 66IN 3 DOG 2.0PSI LH DOOR MRN ATQAGO 26IN X 66IN 3 DOG 2.0 PSI RH REFERENCE: S/A FF1052-0326D		312090001 312090075	0 0	1 1	+1 +1
1671	OATEW	DOOR MRN WTINDVDG 18IN X 36IN 4 DOG 6.0 PSI LH REFERENCE: PERA, BSN (ASW) LTR 2410:AAK:la DE/4710 SER 1357 OF 12/16/71		312090108	0	1	+1
1671	OATEW	DOOR MRN WTQA 18IN X 36IN 6 DOG 15.0 PSI RH REFERENCE: S/A FF1052-0024 AND X889		312090151	0	2	+2
2212	OAPIH	CONTROL REGR PRES 0 - 100 PSI CONTROL SNL SLR CONTROL TRMT MDL 285 0 - 60 PSIG CONTROL TRMT PRESS MDL 274A 0 - 60 PSIG 6 - 30 INWC CONTROL VL MANIFOLD 1 VL .37IN METER FDFL IND DIFF PRESS MDL 385/888 POSITIONER CONTROL VALVE SWITCH PRESS 0 - 100 LBS		612100057 612300002 616330036Z 616330039Z 619040080 882352392 450100872 S51P001-06 610090014Z	0 0 0 0 0 0 0 0 0	1 2 4 2 1 4 2 2 1 4 2 2 1	+1 +2 +4 +2 +1 +4 +2 +2 +1 +4 +2 +2 +1

COSAL UPDATE SUPPLY

SWBS / SWABS	SAC Code	Description	Type Chg	APL No.	Old Qty Inst	New Qty Inst	Qty Added or Delet'd
2212	OAPIH	(Continued) SWITCH RTY 1SR3A4-2 VALVE ANL .50 IPS 1500 PSI SWLDG STL VALVE ANL NEEDLE .500IN VALVE B 3 WAY 0.25 IPS 500 PSI FPT BRS VALVE FL CONT 0.25 IPS FTHD STL VALVE GLB .37 IPS 1500 PSI SWLDG STL VALVE GLB .50 IPS 1500 PSI SWLDG STL VALVE RED .25 IPS 0 TO 100 PSI FPT ALUM REFERENCE: S/A FF1052-0108 R-1, 0147, 0148, 0233, 0234, and 0258K		219990049 882002099 882070503 882303495 882241780 882051965 882051966 882095362	0 0 0 0 0 0 0 0	1 2 1 13 2 8 2 14	+1 +2 +1 +13 +2 +8 +2 +14
2212	OAPIH	CONTROL MDL 56N SELECTOR RELAY REFERENCE: S/A FF1052-0108		612010103Z	2	0	-2
2213	OAKLF	VALVE ANL 1.50 IPS 1500 PSI FLGE MON VALVE CHK LFT GLB 1.50 IPS 1500 PSI FLGE MON VALVE GLB 1.50 IPS 1500 PSI FLGE MON VALVE "Y" 1.50 IPS 1500 PSI VALVE "Y" 1.50 IPS 1500 PSI REFERENCE: S/A FF1052-379K		882003531 882037784	0 0	2 2	+2 +2
2531	OABEX	VALVE TRP THRVL W OIL CYL 2.500IN REFERENCE: SHIPS VALIDATION		882057461 S48P003-06 S48P004-06	0	2 4 12	+2 +4 +12
2531	OABEN	VALVE GATE 3.00 IPS 1500 PSI BTWLD CRM MOLY STL VALVE GLB .50 IPS 1500 PSI SWLDG CRM MOLY REFERENCE: S/A FF1052-0325D		883000345 887045193 887050027	0 0 0	3 2 2	+3 +2 +2

COSAL UPDATE SUMMARY

SWBS/ SWABS	SAC Code	Description	Type Chg	API No.	Old Qty Inst	New Qty Inst	Qty Addc or Delt'd
2551	-	INDICATOR SGT LIQ TB GLS 18.00IN CTR TO CTR METER FLRT IND FLO TY 20-7030V SSSL FLO MORPHOLINE CONDENS TRMNT SYS ROUND TANK STRAINER Y 0.500IN STL SKT WLD PERF VALVE ANL GLB .25 IPS 600 PSI CSYL SW VALVE CHK STP GLB .25 IPS 800 PSI SWLDG STL VALVE CHK SWG 1.00 IPS 800 PSI SWLDG STL VALVE GATE .25 IPS 800 PSI SWLDG STL VALVE GATE 1.00 IPS 800 PSI SWLDG CRBNSTL VALVE SOL .25 IPS PSI 120 VAC NPT SSSL REFERENCE: S/A FF1052-0153 REV 1		452130127 383520187 760280001 750970149 882003528 882035716 882037704 882044680 882049045 882182655	0 0 0 0 0 0 0 0 0 0	1 1 1 1 1 3 1 1 1 1	+1 +1 +1 +1 +1 +3 +1 +1 +1 +1
2551	OAWGH	VALVE DPHRM CONT FLT OPER 2.50 IPS 150 PSI FLGE REFERENCE: SHIPS VALIDATION		882191156	0	1	+1
2551	-	DEMNERALIZER PURE WTR SYS VALVE ANL 1.50 IPS 250 PSI FLGE X HSTH BRZ VALVE GATE 1.50 IPS 400 PSI 150 DEG F UN BRZ VALVE GATE 2.00 IPS FLGE CRES VALVE GLB 2.00 IPS 150 PSI FLGE SSSL REFERENCE: S/A FF1052-0347K		081000008 882000829 882047489 S48F007-06 882057180	0 0 0 0 0	1 2 2 1 1	+1 +2 +2 +1 +1
2551	OAWDC	VALVE GLB 1.50 IPS 250 PSI FLGE BRZ REFERENCE: SHIPS VALIDATION		882054734	0	3	+3
2551	OAATQ	COOLER FD 1.06 SQ FT CLG SUR 1CYTY 1 VALVE GATE .50 IPS 200 PSI SBR BRZ		030010085 882045726	1 0	2 2	+1 +2

COSAL UPDATE SUMMARY

SWBS/ SWABS	SAC Code	Description	Type Chg	APL No.	Old Qty Inst	New Qty Inst	Qty Added or Delt'd
2551	0AATQ	(Continued) VALVE GLB .50 IPS 400 PSI SBU BRZ VALVE GLB .50 IPS 1500 PSI SWLDG STL REFERENCE: S/A FF1052-0205		882057031 882055552	0 0	2 4	+2 +4
2551	-	MORPHOLINE CONDENSATE TREATMENT SYSTEM REFERENCE: S/A FF1052-0153 REV. 1		2-560004060	0	4	+4
2553	OACCC	VALVE GLB .25 IPS 1500 PSI SWLDG STL REFERENCE: S/A FF1052-0350		882054472	0	6	+6
2554	OATEU	DRAIN DK SZ 2.000IN VALVE CHK SWG .75 IPS 200 PSI SBU BRZ VALVE CHK SWG 1.00 IPS 200 PSI SBU BRZ REFERENCE: S/A FF1052-0101K and 0341D		679990055 882037048 882037049	0 0 0	1 2 1	+1 +2 +1
2561	OABBT	VALVE GLB 2.50 IPS 250 PSI FLGE INL X HSTH OTL REFERENCE: SHIPS VALIDATION		882053424	0	1	+1
2612	OACQF	LIGHT SWITCH ASSY 4 ELMT 2 PSH 2 LGT REFERENCE: SHIPS VALIDATION		212102544	0	1	+1
3112	OCCTA	STARTER ENG AIR CCW STARTER ENG AIR CW		S50P002-06 S50P001-06	0 0	1 1	+1 +1

COSAL UPDATE SUMMARY

SWBS / SWABS	SAC Code	Description	Type Chg	APL No.	Old Qty Inst	New Qty Inst	Qty Added or Delt'd
3112	OCCTA	(Continued) STARTER ENGINE AIR STARTER ENGINE AIR REFERENCE: S/A FF1052-0363D		345020008 345020009	1 1	0 0	-1 -1
3142	OAIZF	CIRCUIT BREAKER NOB 250 FR SWITCH IELMT PSH 6981ED171-4 REFERENCE: S/A FF1052-0222D		104300459 212102405	0 0	2 1	+2 +1
3211	-	LIGHT IND TYPE B46A SWITCH IELMT PSH 6981ED91-165 SWITCH RTY TY 2JL5 REFERENCE: S/A FF1052-0203K		239990055 212101269 219990183	0 0 0	1 1 1	+1 +1 +1
3241	OAMYY	CIRCUIT BREAKER AQB 101F 50 TRP 60 CYC 3P CIRCUIT BREAKER AQB 101F 75 TRP 60 CYC 3P FUSE UNIT ASSY 50 X 75 X 100 AMP RCONN RELAY AC 120V 2 POLE 10.0 AMP REFERENCE: S/A FF1052-0235K AND SHIPS VALIDATION		149990143 149990144 149990100 198301031	6 2 11 0	7 3 12 1	+1 +1 +1 +1
3241	OAMYY	CIRCUIT BREAKER AQB 100 FR 25 TRF 125 - 350 TRML CIRCUIT BREAKER AQB 100 FR 50 TRP 250 - 700 TRML CIRCUIT BREAKER AQB 101F 25 TRP 60 CYC 3P CIRCUIT BREAKER AQB 101F 50 TRP 70 CYC 3P CIRCUIT BREAKER AQB 101F 75 TRP 70 CYC 3P		149990063 149990065 149990142 149990143 149990144	0 0 1 6 4	1 1 2 7 5	+1 +1 +1 +1 +1

AD-A050 208

ARINC RESEARCH CORP HONOLULU HAWAII
END-OF-BOH MATERIAL CONDITION NOTEBOOK FOR USS HAROLD E. HOLT (--ETC(U))
JAN 78 D N MCLAUGHLIN
1816-01-1-1705

F/G 13/10

N00140-76-D-0813

NL

UNCLASSIFIED

2 OF 2

AD
A050 208



END
DATE
FILMED

3-78

DDC

COSAL UPDATE SUMMARY

SWBS / SWABS	SAC Code	Description	Type Chg	APL No.	Old Qty Inst	New Qty Inst	Qty Added or Delt'd
3241	OAMYY	(Continued) FUSE UNIT ASSY 15 X 25 AMP FCNTD FUSE UNIT ASSY 15 X 25 AMP RCONN FUSE UNIT ASSY 50 X 75 X 100 AMP FCNTD FUSE UNIT ASSY 50 X 75 X 100 AMP RCONN REFERENCE: S/A FF1052-0101K, 0235K, 0304 AND 0383K		149990097 149990098 149990099 149990100	5 0 0 14	7 1 1 17	+2 +1 +1 +3
3242	-	LIGHT IND TY B41D REFERENCE: S/A FF1052-0222D		239990199	0	2	+2
3242	OAKFN	SWITCH RTY 2JR15-3A SWITCH SNST DWG B-RL2 REFERENCE: S/A FF-1052-0084, 0319 AND 0411		219990392 213190181	0 0	1 2	+1 +2
3242	OAIUD	SWITCH RTY 3JR15-3 TERMINAL BOX REFERENCE: S/A FF1052-0084		219990412 999970915	0 0	1 1	+1 +1
3244	OALNU	SWITCH RTY TY 3SR3A4-2 REFERENCE: S/A FF1052-0328		219990292	0	2	+2
3244	OADEZ	CIRCUIT BREAKER ALB-1 1P 50 AMP FR 5 AMP TRIP CIRCUIT BREAKER ALB-1 1P 50 AMP FR 10 AMP TRIP		149990077 149990010	0 12	2 14	+2 +2

COSAL UPDATE SUMMARY

SWBS / SWABS	SAC Code	Description	Type Chg	APL No.	Old Qty Inst	New Qty Inst	Qty Added or Delt'd
3244	OADEZ	(Continued) CIRCUIT BREAKER ALB-1 1P 50 AMP FR 15 AMP TRIP CIRCUIT BREAKER ALB-1 1P 50 AMP FR 20 AMP TRIP SWITCH RTY SWITCH RTY S3JL10-5 SWITCH RTY 1SR3A4-2 SWITCH RTY 3SR3A402 SWITCH RTY W/ENCL S2JL3-5 1 TERMINAL BOX LGTG DISTRN TY C-71D TERMINAL BOX RGLR SER P X L TY 6-4TB20M-2 TERMINAL BOX TEL CONN TY 4-4TB20M-3 REFERENCE: S/A FF1052-0084, 0123K, 0239 AND 0244K		149990011 149990012 219990772 219990846 219990049 219990292 219990732 999970052 999970872 9999/0026	2 1 0 0 1 0 0 0 0 0 0	6 3 1 1 2 2 1 2 2 2 2	+4 +2 +1 +1 +1 +2 +1 +2 +2 +2 +2 +2
3244	OAKAA	CIRCUIT BREAKER AQB 100 FR 15 TRP 75 - 210 TRML CIRCUIT BREAKER AQB 100 FR 25 TRP 125 - 350 TRML CIRCUIT BREAKER AQB 100 FR 50 TRP 250 - 700 TRML CIRCUIT BREAKER AQB 3P 100 AMP FR 25N TRP 400 CYC FUSE UNIT ASSY 15 X 25 AMP FCNTD FUSE UNIT ASSY 15 X 25 AMP RCONN FUSE UNIT ASSY 50 X 75 X 100 AMP FCNTD FUSE UNIT ASSY 50 X 75 X 100 AMP RCONN LIGHT IND TY B27B PANEL PWR DISTRN RELAY AC 115V 3 POLE MAIN LINE TERMINAL BOX RGLR SER P X L TY 4TB8M2 TERMINAL BOX TEL CONN TY 6TB6C-2 TRANSFORMER PWR STPDN 3000.0 KVA 450/120V 60 CYC REFERENCE: S/A FF1052-0101K		149990062 149990063 149990064 140902568 149990097 149990098 149990099 149990100 239990043 509990482 198620016 999970043 999970021 131408002	0 0 0 0 0 0 0 0 0 0 0 0 0 0 0	4 2 2 2 2 6 6 2 2 2 2 2 2 4 2	+4 +2 +2 +2 +2 +6 +6 +2 +2 +2 +2 +2 +2 +4 +2

COSAL UPDATE SUMMARY

SWBS / SWABS	SAC Code	Description	Type Chg	APL No.	Old Qty Inst	New Qty Inst	Qty Added or Delt'd
3244	QADFX	CIRCUIT BKR ALB-1 1P 50A FR 5A TRP REFERENCE: S/A FF1052-0239		149990009	15	13	-2
3311	0AAQD	SWITCH RTY TY 3SR2C4A-2 SWITCHING UNIT PWR TFR ABT-A3 100 AMP 3 PH 450V TERMINAL BOX LGTG DISTRN TY C-71D TRANSFORMER PWR ISLN 2000.OVA 120/120V REFERENCE: S/A FF1052-0084 AND TYCOM		219990240 211080290 999970052 131300609	1 0 1 0	2 1 16 4	+1 +1 +15 +4
3311	OACXK	CIRCUIT BREAKER ALB-1 1P 50 AMP FR 30 AMP TRIP CONNECTOR RCPTL ELEC TY C-48B FUSE BOX BRH DISTRN TY 18-S FUSE BOX BRH JUNC TY C24B PANEL PWR DISTRN 9S4759LALT8 PANEL PWR DISTRN 9S4761L SWITCH BOX 780IS TERMINAL BOX BRH P X L TERMINAL BOX LGTG DISTRN TY C-71D TERMINAL BOX LGTG W-PL SYM 406.1 REFERENCE: S/A FF1052-0024, 0084, 0101K AND 0383K		149990014 999990002 999990003 999990003 509990001 509990040 219990804 999970020 999970052 999971456	7 46 15 0 8 1 0 67 0 0	10 49 16 1 9 2 2 68 20 2	+3 +3 +1 +1 +1 +1 +2 +1 +20 +2
3311	0AAQD	CIRCUIT BKR AQB - A101 FR 100 TRP 500 - 1400 TRML LIGHT IND TY B-27A REFERENCE: TYCOM		149990066 239990040	4 3	2 1	-2 -2

COSAL UPDATE SUMMARY

SWBS / SMABS	SAC Code	Description	Type Chg	APL No.	Old Qty Inst	New Qty Inst	Qty Added or Delt'd
3321	OABKX	FIXTURE LIGHTING REFERENCE: S/A FF1052-0024		249998000	0	1	+1
3321	OAATS	LANTERN ELEC HND PRTL SYM 100.2 REFERENCE: S/A FF1052-0084		249990137	85	88	+3
3321	OAAWP	FIXTURE LGTC FLRSNT MS19107-333 LIGHT DESK FLRSNT SYM 141.2 NPP LIGHTING FIXTURES NPP LIGHTING FIXTURES REFERENCE: S/A FF2052-0024, 0084, 0239 AND 0383K		249990255 249990764 249980002 249980004	51 23 0 0	57 24 1 1	+6 +1 +1 +1
3321	OAJWY	FIXTURE LGTC REFERENCE: S/A FF1052-0024		249990604	0	3	+3
3412	OBACF	PUMP RTY PWR 35.00 GPM 80 PSI 1750 RPM MD VALVE TRP THRLL 4 OIL BLWS 2.00IN REFERENCE: S/A FF1052-0403D AND SHIPS VALIDATION		016160973 883000338	0 0	3 3	+3 +3
3412	OCHLX	PUMP RTY PWR 35.00 GPM 80 PSI 1750 RPM ATT REFERENCE: S/A FF1052-0403D		016160562	3	0	-3
3414	OACKT	FILTER AIR ELCTSTC 24-9171-2 FILTER FDPRESS MDL 425-00181-03 VALVE GLB .75 IPS 600 PSI SWLDG STL REFERENCE: S/A FF1052-0265K		480790036 481550004 882052782	0 0 0	3 3 3	+3 +3 +3

COSAL UPDATE SUMMARY

SWBS/ SWABS	SAC Code	Description	Type Chg	APL No.	Old Qty Inst	New Qty Inst	Qty Added or Delt'd
3424	OFCTA	VALVE UNL PLT OPER 2.50 IPS 100 PSI FLGE BRZ REFERENCE: SHIPS VALIDATION		882190491	0	1	+1
4111	-	AN/WSA-1C, CONVERTER GROUP, SIGNAL DATA REFERENCE: S/A FF 1052-299F	B	59011007	1	0	-1
4211	OAAASD	PLOTTING BOARD SHSTS REFERENCE: S/A FF1052-0084		254580085	0	1	+1
4261	OAUANY	SWITCH RTY 4JR10-3A REFERENCE: S/A FF1052-0123K AND 0244K		219990399	0	1	+1
4323	-	TERMINAL BOX BRH P X L TY C-2C REFERENCE: S/A FF1052-0024		999970073	0	1	+1
4323	OAAALU	CONNECTOR RCPTL ELECL SWITCH ASSY TY E-20A SWITCH RTY TY 3SR2C4A-2 SWITCH RTY 2JR5-3 SWITCH SNST 9000-S6202-73754 REV L TERMINAL BOX RGLR SER P X L TY C-56A SYM 476.1 TERMINAL BOX TEL CONN TY 6TB10C-2 REFERENCE: S/A FF1052-0024		249990530 219990148 219990240 219990406 219990539 999970167 999970022	0 3 0 0 25 0 0	1 4 1 1 29 1 1	+1 +1 +1 +1 +4 +1 +1

COSAL UPDATE SUMMARY

SWBS/ SWABS	SAC Code	Description	Type Chg	APL No.	Old Qty Inst	New Qty Inst	Qty Added or Delt'd
4323	-	PANEL COMMUNICATIONS - PORTABLE REFERENCE: S/A FF1052-0024		S65P001-06	0	1	+1
4323	-	RELAY AC X DC 2 POLE 2.0 AMP TIMING TERMINAL BOX BRH P X L REFERENCE: S/A FF1052-0024		199020004 999970020	0 0	1 1	+1 +1
4323	-	AM-2210G/WTC, AMPLIFIER, AUDIO FREQUENCY REFERENCE: SHIPS VALIDATION	G	52221019	1	7	+6
4351	OAEDV	VALVE GLB 1.50 IPS 400 PSI SBU BRZ VALVE GLB 2.00 IPS 400 PSI SBU BRZ REFERENCE: S/A FF1052-0084		882047054 882057055	0 0	4 1	+4 +1
4361	OAXJN	LIGHT ASSY - IND SYM 2818.1 RELAY AC 115V CONTROL SWITCH ASSY 1ELMT 1PSH SWITCH PRESS PRT NO. X222626 OPEN 10.00 PSI SWITCH RTY 1SR2C4A2 REFERENCE: S/A FF1052-0054K		249990181 198980012 219990529 610010930 219990047	0 0 0 0 0	2 2 1 1 2	+2 +2 +1 +1 +2
4361	OAVIU	ANNUNCIATOR 4 DROP 115V AC TYPE B-51 SWITCH RTY S193A TERMINAL BOX TEL CONN TY 4-4T820M-3 REFERENCE: S/A FF1052-0084		239990031 219990096 999970026	0 0 0	1 2 1	+1 +2 +1

COSAL UPDATE SUMMARY

SWBS/ SWABS	SAC Code	Description	Type Chg	APL No.	Old Qty Inst	New Qty Inst	Qty Added or Delt'd
4361	OASTF	LIGHT IND 2815.1 REFERENCE: TYCOM		239990021	4	6	+2
4361	-	SWITCH FLO IC/RL-1-U TERMINAL BOX BRH P X L REFERENCE: S/A FF1052-0101K		219990613 999970020	0 0	4 2	+4 +2
4361	OAXHE	ANNUNCIATOR 8 DROP 115V AC/DC TYPE B52 LIGHT IND LIGHT IND 2815.1 RELAY AC 110V 2 POLE 10.0 AMP CONTROL SWITCH ASSY FLO LIQ LVL 56423SA TERMINAL BOX BRH P X L TY C-2C TWO LINE UNIT ASSY REFERENCE: S/A FF1052-0101K		239990030 239990145 239990021 198301023 213070002 999970073 239990057	0 0 0 0 0 0 0	1 1 1 2 8 2 2	+1 +1 +1 +2 +8 +2 +2
4361	OAVDA	JUNCTION BOX DWG 9000-S6202-74066 LIGHT IND TYPE B46A SWITCH FLD IC/RIU X IC/RIV SWITCH RTY 1SR2C4A2 TERMINAL BOX BRH PXL REFERENCE: S/A FF1952-0024K		999970063 239990055 219990551 219990047 999970020	1 1 1 1 1	0 0 0 0 0	-1 -1 -1 -1 -1

COSAL UPDATE SUMMARY

SWBS/ SWABS	SAC Code	Description	Type Chg	APL No.	Old Qty Inst	New Qty Inst	Qty Added or Delt'd
4371	OAMEV	ANNUNCIATOR 4 DROP 115V AC TY B-51 LIGHT IND LIGHT IND 2815.1 SWITCH RTY 1SR2C4A2 SWITCH RTY 1SR3A4-2 TWO LINE UNIT ASSY REFERENCE: S/A FF1052-0235 AND 0266K		239990031 239990145 239990021 219990047 219990049 239990057	0 0 0 0 0 0	1 1 2 2 2 1	+1 +1 +2 +2 +2 +1
4371	-	LIGHT IND 2815.1 SWITCH ASSY 1ELMT 1PSH SWITCH PRESS 10 TO 180 PSI REFERENCE: S/A FF1052-0235K		239990021 219990529 610011566	0 0 0	4 2 1	+4 +2 +1
4371	-	INDICATOR TEMP LOCAL 4.5IN DL METER 8.75IN 20 MA DC SIGNAL CNDN X PSU SCT 1198-1 REFERENCE: S/A FF1052-0149		S65P001-06 S87P001-06 611570003	0 0 0	1 2 2	+1 +2 +2
4371	-	ANNUNCIATOR 4 DROP 115V AC TY B-51 LIGHT IND SWITCH THRMSTC MINUS 55 TO PLUS 125 DEG F TWO LINE UNIT ASSY REFERENCE: S/A FF1052-0425D		239990031 239990145 219990173 239990057	0 0 0 0	1 1 1 1	+1 +1 +1 +1

COSAL UPDATE SUMMARY

SWBS/ SWABS	SAC Code	Description	Type Chg	APL No.	Old Qty Inst	New Qty Inst	Qty Added or Delt'd
4371	OAWGA	CONDUCTIVITY CELL AND VALVE 115V AC 1½IN CONDUCTIVITY CELL AND VALVE 115V AC 1½IN PANEL IND SAL TY IC/D2RMA TERMINAL BOX BRH P X L TY C-2C REFERENCE: S/A FF1052-0347		381050032 381050049 381050042 999970073	0 0 0 0	1 1 1 3	+1 +1 +1 +3
4372	OAXJJ	INDICATOR REC TANK LVL SWITCH RTY 1SR2C4A2 TERMINAL BOX BRH P X L TY C-2C TRANSMITTER ASSY REFERENCE: S/A FF1052-0397D		384890324 219990047 999970073 S65P002-06	0 0 0 0	1 1 1 2	+1 +1 +1 +2
4372	OAURE	INDICATOR REC TANK LVL TERMINAL BOX 4TB20M2 AND S2JL5 TERMINAL BOX BRH P X L TERMINAL BOX RGLR SER P X L TY C056A SYM 476.1 TERMINAL BOX TEL CONN TY 6TB6C-2 TERMINAL BOX TEL CONN TY 6TB10C-2 TRANSMITTER LIQ LVL TRANSMITTER LIQ LVL REFERENCE: S/A FF1052-0083D		384890324 999971639 999970020 999970167 999970021 999970022 S65P003-06 S65P004-06	0 0 0 0 0 0 0 0	14 2 8 1 2 1 17 4	+14 +2 +8 +1 +2 +1 +17 +4
4372	OAMUP	INDICATOR LIQ QTY MDL 9639-12M INDICATOR LIQ QTY MDL 9639-20M REFERENCE: S/A FF1052-083D		451000319 451000347	18 1	0 0	-18 -1

COSAL UPDATE SUMMARY

SWRS/ SWABS	SAC Code	Description	Type Chg	APL No.	Old Qty Inst	New Qty Inst	Qty Added or Delt'd
4373	0AAMF	INDICATOR WNDRTN X SPD SWITCH RTY 2JR10-3 SWITCH RTY 4JR10 REFERENCE: S/A FF1052-0328		381510070 219990407 219990025	0 0 0	1 1 1	+1 +1 +1
4311	0AILT	SEARCHLIGHT 12IN SNLG MDL MXM151 SEARCHLIGHT 12IN SIGNALING REFERENCE: SHIPS VALIDATION		239990390 239990345	0 4	2 2	+2 -2
4412	-	AN/SRA-49, ANTENNA COUPLER GROUP AN/SRA-12C, FILTER ASSEMBLY REFERENCE: S/A FF1052-070K	B E	57102347CL 57100315	0 2	1 1	+1 -1
		AN/SRA-13C, MULTICOUPLER, HF AN/SRA-17C, ANTENNA GROUP AN/URA-38 REFERENCE: S/A FF1052-123K	F F F	57100415 57100815 58433800	2 3 3	1 2 2	-1 -1 -1
		CU-937/UR REFERENCE: S/A FF1052-411K	B	62688037	0	1	+1
4413	-	AN/URT-23(V), TRANSMITTING SET, RADIO REFERENCE: S/A FF1052-123K	E	58557823CL	3	2	-1
		AN/URT-24, TRANSMITTING SET, RADIO AN/URT-24 ACCESSORY KIT REFERENCE: S/A FF1052-411K	B B	58557824CL 58557830	1 1	2 2	+1 +1

COSAL UPDATE SUMMARY

SWBS/ SWABS	SAC Code	Description	Type Chg	APL No.	Old Qty Inst	New Qty Inst	Qty Added or Delt'd
4414	-	CY-979A/URR, CASE, RECEIVER R-390A/URR, RECEIVER, RADIO REFERENCE: S/A DE1052-123K	F F	62978705 81039001	2 2	1 1	-1 -1
4415	-	AN/WRC-1B, XMTR, RADIO SET REFERENCE: S/A DE1052-123K AN/URC-80(V)5 REFERENCE: SHIPS VALIDATION	F B	59001105CA 58446701	1 0	0 1	-1 +1
4416	-	AM-4458/U, AMPLIFIER, SPEAKER CAFI-51007A REFERENCE: SHIPS VALIDATION C-3868/SRC, CONTROL INDICATOR SA-770/UR, SELECTOR SWITCH, RECEIVER-TRANSMITTER SB-3332/SR PANEL, SIGNAL DISTR. RADIO SB-863/SRT, SWITCHBOARD, TRANSMITTER TRANSFER SB-988/SRT, SWITCHBOARD, TRANSFER, RADIO XMTR REFERENCE: S/A FF1052-244K LS-474/U, LOUDSPEAKER SB-315B/U, CONTROL PANEL, TELEGRAPH KEY REFERENCE: NSY VALIDATION	F G B B B B B G G	52502400 05100705PB 61386800 61949926PA 85299932 85286300 85298800 72754474 85231505	1 1 4 8 0 3 0 22 2	0 2 5 9 1 6 2 24 3	-1 +1 +1 +1 +3 +2 +2 +1

COSAL UPDATE SUMMARY

SWBS/ SWABS	SAC Code	Description	Type Chg	APL No.	Old Qty Inst	New Qty Inst	Qty Added or Delt'd
4417	-	AM-6691/WSC-1(V), BANK PASS AMPLIFIER	B	52249903	0	2	+2
		AN/WSC-3 ESS, SATELLITE COMMUNICATION SET	B	59011017	0	1	+1
		AS-3018/WSC-1(V), ANTENNA	B	59129526	0	2	+2
		C-9597/WSC-1(V), ANTENNA CONTROL	B	61399862	0	1	+1
		C-9899/WSC-3(V), CONTROL INDICATOR	B	57036821	0	1	+1
		OE-828/WSC-1(V), ANTENNA GROUP	B	7818512CL	0	1	+1
		SA-2000/WSC-1(V), RF SWITCHING UNIT	B	85100031	0	1	+1
		REFERENCE: S/A FF1052-123K					
4419	-	AN/UYK-20X(V), DATA PROCESSING SET (60 CYCLE)	B	58735726CL	0	1	+1
		ON-143(V)4/USQ, INTERCONNECTING GROUP	B	78483883	0	1	+1
		RD-396(V)/U, RECORDER-REPRODUCER, SIGNAL DATA	B	81674324	0	1	+1
		RD-397(V)/U, RECORDER-REPRODUCER, SIGNAL DATA	B	81674323	0	1	+1
4421	-	AN/UQC-1H, SONAR SET	E	58409128	1	0	-1
		AN/WQC-2A, COMMUNICATION SET, SONAR	B	58992423	0	1	+1
		C-534/UQC-1, CONTROL, SONAR SET	E	61053400	1	0	-1
4451	-	AN/UGC-20A, TELETYPEWRITER SET	B	58139029	0	1	+1
		AN/UGC-20B, TELETYPEWRITER SET	B	58139038	0	2	+2
		AN/UGC-25A, TELETYPEWRITER SET	B	58139025	6	2	-4
		AN/UGC-6K, PRINTER, TTY PAGE	B	58138242	3	2	-1
		CV-3022/UG, CONVERTER-PATCH PANEL	B	62765466	0	1	+1
		PP-3495A/UG, POWER SUPPLY	B	31062100	0	4	+4
		SB-1203A/UG, PANEL, PATCHING, COMMUNICATION	E	85220301	8	3	-5
		SB-1210/UGQ PANEL, PATCHING, COMMUNICATION	B	85221000	2	3	+1

COSAL UPDATE SUMMARY

SWBS/ SWABS	SAC Code	Description	Type Chg	APL No.	Old Qty Inst	New Qty Inst	Qty Added or Delt'd
4451	-	(Continued) SB-3576/UG, PANEL, PATCHING, COMMUNICATION TT-192C/UG, REPERFORATOR, TELETYPEWRITER TT-624(V)1/UG, TELEPRINTER W/O INTERFACE REFERENCE: S/A FF1052-244K	B E B	61949931 92834307 92818109	0 4 0	2 2 2	+2 -2 +2
4461	-	AM-3729/SR, AMPLIFIER, AUDIO FREQUENCY TSEC/KY-8 MAN REFERENCE: SHIPS VALIDATION TSEC/KG-36-4 REFERENCE: S/A FF1052-244K	G G	52357100 91950800	23 2 0	24 3 1	+1 +1 +1
4521	-	AB-1144/SPS-40 PEDESTAL, ANT. REFERENCE: NSY VALIDATION	E	50285305	0	1	+1
4551	-	AM-1914B/UP, AMPLIFIER, TRIGGER PULSE AN/APX-72, TRANSPONDER SET AN/APX-72A AN/UPA-59A(V)1, DECODER GROUP AN/UPA-61, SWITCHING GROUP, RADIO FREQUENCY AN/UPM-1374, TEST SET, IFF AN/UPM-98A, TEST SET, RADAR AN/UPM-99, TEST SET, RADAR AN/UPX-27, INTERROGATOR SET AN/UPX-11, INTERROGATOR SET AS-177B/UPX, ANTENNA	B E B B B B E B B E B	52191410 53482572CL 58256721CM 58256721 58286940 58289801 58284900 58293722 58393100 59153506	0 1 0 0 0 0 1 0 0 1 0 0	4 0 1 2 2 1 0 1 2 0 0 2 0	+4 -1 +1 +2 +2 +1 -1 +1 +2 -1 +1 +2 -1 +2

COSAL UPDATE SUMMARY

SWBS/ SWABS	SAC Code	Description	Type Chg	APL No.	Old Qty Inst	New Qty Inst	Qty Added or Delt'd	
4551	-	(Continued)						
		C-8430/UPX, CONTROL-MONITOR	B	31420325	2	3	+1	
		C-8834/UPA-61	B	58256761FB	1	2	+1	
		KIK-181TSEC	B	71154520	0	1	+1	
		KIK-1A/TSEC	B	71154561	0	1	+1	
		KIT-1A/TSEC	B	71154622	0	1	+1	
		MT-4667/U, MOUNTING BASE, ELECTRICAL EQPMNT	B	75445220	0	3	+3	
		MX-8758/UPX, BLANKER, INTERFERENCE	B	57194369	2	3	+1	
		RT-859/APX-72, RECEIVER TRANSMITTER	E	84058484	1	0	-1	
		RT-859A/APX-72	B	84058484SA	0	1	+1	
		TRANSMITTER, RELAY MK32M1	B	49400752	0	1	+1	
		TS-1843B/APX, TEST SET, TRANSPONDER	B	92178009	0	1	+1	
		REFERENCE: S/A FF1052-053K						
		4631	OARLE	PANEL DOME CONTROL 4S1639 IT.2		501070003	0	1
PANEL PRESS ALRM 4S1639 IT.4				501070005	0	1	+1	
PANEL PRESS ALRM 4S1639 IT.5				501070002	0	1	+1	
PANEL STATUS 4S1639 IT.3				501070004	0	1	+1	
RELAY ARM 110V 4 POLE 5 AMPS CONTROL				198900547	0	1	+1	
SWITCH FLOW				213480184	0	1	+1	
SWITCH LIQ LVL LS30548				213480381	0	1	+1	
SWITCH LIQ LVL LS30556				213480382	0	1	+1	
SWITCH PRESS 5 TO 75 LBS				610011676	0	1	+1	
SWITCH PRESS 10 TO 180 LBS				610011325	0	1	+1	
SWITCH PRESS 10 TO 180 PSI				610011566	0	1	+1	
SWITCH PRESS 20IN VAC TO 80 LBS				610011429	0	1	+1	
SYSTEM ELECL CONT DWG 4S1519				501070001	0	1	+1	
REFERENCE: S/A FF1052-0024								

COSAL UPDATE SUMMARY

SWBS/ SWABS	SAC Code	Description	Type Chg	APL No.	Old Qty Inst	New Qty Inst	Qty Added or Delt'd
4631	-	VALVE GATE 1.00 IPS 400 PSI 150 DEG F UN BRZ VALVE GLB 1.50 IPS 400 PSI SBU BRZ VALVE GLB 2.00 IPS 400 PSI SBU BRZ REFERENCE: S/A FF1052-0024K R1		882047688 882057027 882057057	0 0 0	1 1 1	+1 +1 +1
4631	OAIJD	CIRCUIT BREAKER ALB-1 1P 50 AMP FR 5 AMP TRP CIRCUIT BREAKER ALB-1 1P 50 AMP FR 10 AMP TRP CIRCUIT BREAKER ALB-1 1P 50 AMP FR 15 AMP TRP CIRCUIT BREAKER ALB-1 1P 50 AMP FR 40 AMP TRP CIRCUIT BREAKER AQB 100 FR 15 TRP 75 - 210 TRML TRANSFORMER PWR STPDN 5.0 KVA 450/120 1PH REFERENCE: S/A FF1052-0024, X087 AND X889		149990009 149990010 149990011 149990016 149990062 130220004	8 8 0 0 3 3	12 12 6 2 4 6	+4 +4 +6 +2 +1 +3
4631	OASQQ	CONTROLLER AC STC NONE SPCL 220V VAR SPCL DRPR MOTOR AC 440V .75 HP 870 RPM MOTOR AC 440V 1.5 HP 3500 RPM MOTOR AC 440V 1.5 HP 3500 RPM MOTOR GENERATOR 220V 75 HP 120V PANEL PWR DISTRN ANSQS26 1G3035-300 POWER SUPPLY SONAR TY ANSQS26 POWER SUPPLY SUB ASSY MG CAB 6G3050-600 POWER SUPPLY SUB ASSY LUB STAND TEST SET ANSQS26 SONAR 6G3250-400 REFERENCE: SHIPS VALIDATION		151160001 175504333 175504330 175504331 182930005 503570003 112260006 112260007 112260009 112260008	0 0 0 0 0 0 0 0 0 0	1 1 1 1 1 1 1 1 1 1	+1 +1 +1 +1 +1 +1 +1 +1 +1 +1

COSAL UPDATE SUMMARY

SWBS/ SWABS	SAC Code	Description	Type Chg	APL No.	Old Qty Inst	New Qty Inst	Qty Added or Delt'd
4631	-	(Continued) VALVE RED 1.50 IPS 150 PSI 5 TO 135 PSI FLGE VALVE RED X STRN .25 IPS 5 TO 95 PSI FPT BRZ VALVE RELF 1.00 IPS 151 TO 180 PSI SBU BRZ VALVE RELF PRESS TT 1.50 IPS 21 TO 35 PSI FLGE REFERENCE: S/A FF1052-0024		882095709 882241365 883112531 882117580	0 0 0 0	1 1 2 1	+1 +1 +2 +1
4631	-	PRESSURIZATION SYSTEM SONAR DOME REFERENCE: S/A FF1052-0024		316330002	0	1	+1
4631	-	EJECTOR 3.00IN CONN 100 PSI 10FT SUCT 22 FT HD VALVE CHK SWG .75 IPS 200 PSI SBU BRZ VALVE CHK SWG 3.00 IPS 250 PSI FLGE BRZ VALVE GATE .75 IPS 400 PSI SBU BRZ VALVE GATE 1.50 IPS 400 PSI 150 DEG F UN BRZ VALVE GLB .75 IPS 200 PSI SBU BRZ VALVE Y 3.00 IPS 250 PSI FLGE BRZ REFERENCE: S/A FF1052-0024		740000218 882037048 882032746 882045185 882047489 882057051 882010197	0 0 0 0 0 0 0	1 1 2 2 1 2 2	+1 +1 +2 +2 +1 +2 +2
4631	-	METER FDFL IND DIFF PRESS MDL 227 STRAINER Y 2.50IN BRZ SLBZ PERF VALVE ANL 2.50 IPS 250 PSI FLGE X HSTH BRZ VALVE CHK SWG 2.50 IPS 250 PSI FLGE BRZ VALVE CHK SWG 3.00 IPS 250 PSI FLGE BRZ VALVE GATE 1.00 IPS 200 PSI SBU BRZ VALVE GATE 1.00 IPS 400 PSI SBU BRZ VALVE GATE 1.25 IPS 75 PSI FPT BRZ		450100055 759990012 882000828 882032745 882032746 882046429 882045186 882040059	0 0 0 0 0 0 0 0	1 1 1 2 2 5 6 1	+1 +1 +1 +2 +2 +5 +6 +1

COSAL UPDATE SUMMARY

SWBS/ SWABS	SAC Code	Description	Type Chg	APL No.	Old Qty Inst	New Qty Inst	Qty Added or Delt'd
4721	-	(Continued) AS-1174/SLR, ANTENNA AS-3200/SLR, ANTENNA F-1448/SLR, FILTER REFERENCE: NSY VALIDATION	E E G	59219700	1 0 0	0 1 1	-1 +1 +1
4741	-	CIRCUIT BREAKER AQB 3P 50 AMP FR 10 AMP TRIP PANEL PWR DISTRN 9000-S6201-73823 REFERENCE: S/A FF1052-0328		149990059 509990031	0 0	4 1	+4 +1
4741	-	LAUNCHING SYSTEM MK 33 MOD 0 REFERENCE: S/A FF1052-0328		006230011	0	1	+1
4811	-	COMPUTER MK 47 M8 - ACCESSORIES COMPUTER MK 47 M10 - ACCESSORIES COMPUTER MK 47 M8 - TOOLS COMPUTER MK 47 M10 - TOOLS COMPUTER MK 47 M10 - FLUIDS & LUBES REFERENCE: NSY VALIDATION	E E E E E	49402284PC 49402284SC 49402269 49402269SB 49402291SB	1 0 1 0 0	0 1 0 1 1	-1 +1 -1 +1 +1
4911	-	AN/PSM-25, INSUL TEST SET AN/PSM-34, TEST SET, INSULATION BREAKDOWN AN/PSM-35, TEST SET, INSULATION BREAKDOWN AN/URM-105C, MULTIMETER AN/URM-25D CAKU, GENERATOR SET, RF SIGNAL AN/URM-25D, GENERATOR SET, RF SIGNAL	E E E E E E	56732925 56732934 56732937 58496103 58488114 58488113	1 1 4 1 1 1	2 0 1 0 2 0	+1 -1 -3 -1 +1 -1

COSAL UPDATE SUMMARY

SWBS/ SWABS	SAC Code	Description	Type Chg	APL No.	Old Qty Inst	New Qty Inst	Qty Added or Delt'd
4911	-	(Continued)					
		AN/URM-52B	G	58490802	0	1	+1
		AN/URM-64, GENERATOR, SIGNAL	F	58492000	1	0	-1
		AN/URM-90, TEST SET, CAP-INDUCT-RESIST	F	58496400	2	1	-1
		AN/USM-119, ADAPTER SET, TEST	G	58614600	1	2	+1
		AN/USM-178, TEST SET, INSULATION RESISTANCE	F	40022012SA	1	0	-1
		AN/USM-206A, TEST SET, SEMICONDUCTOR DEVICE	F	58627001	4	2	-2
		AN/USM-207 C1 UP, COUNTER, ELECT, DIGITAL	G	58627023	2	3	+1
		AN/USM-281A, OSCILLOSCOPE	E	58627082	7	5	-2
		AN/USM-304	G	58627084	0	1	+1
		AN/USM-33, MULTIMETER	E	58605900	0	1	+1
		AN/USM-368, OSCILLOSCOPE	E	58606017	1	2	+1
		AN/VRM-1A, TEST SET, RADIO	G	58852800SA	0	1	+1
		CAG-W-5MT-3A	G	61524625SA	0	1	+1
		CAG-1310B, OSCILLATOR	G	32465513PA	0	1	+1
		CAG-0874-9099, RF ADAPTER KIT	G	61524608	0	1	+1
		CAG-874-GAL	G	10001942NA	0	1	+1
		CAQI-X-281	G	61631560	0	1	+1
		CAQI-10004D, PASSIVE PROBE	G	32848113PA	0	10	+10
		CAQI-334A	G	32848110PA	0	1	+1
		CAQI-400E	G	61610021	0	1	+1
		CAQI-423A	G	10002755	0	1	+1
		CAQI-618B PRE-015	F	61623011	1	0	-1
		CAQI-712C DC POWER SUPPLY	G	61625505	0	1	+1
		CAQI-8553-E03	G		0	1	+1
		CAQI-8640-001-003	G		0	1	+1
		CAQI-8616A, SIGNAL GENERATOR	G	61628115	0	1	+1
		CBGA-21159, MEGGER	E	30723906PB	0	3	+3
		CBSH-AS-6A, ATTENUATOR SET	G		0	1	+1
		CBTV-015-0140-03	G	38000954PC	0	2	+2

COSAL UPDATE SUMMARY

SWBS/ SWABS	SAC Code	Description	Type Chg	APL No.	Old Qty Inst	New Qty Inst	Qty Added or Delt'd
4911	-	(Continued)					
		CBTV-P-6015, HV PROBE	G	61863293	0	1	+1
		CBTV-1607A, SIGNAL GENERATOR	G		0	1	+1
		CBTV-1608A, SIGNAL GENERATOR	G	38219919PA	0	1	+1
		CCAQ-154C	G	61894672	0	1	+1
		CCAQ-464A	G	61610312	0	1	+1
		CCCL-5400B	G	39429563PA	0	1	+1
		CCFW-B2500	G	30043302	0	1	+1
		CCGB-5015T, CONSTANT VOLTAGE POWER SOURCE	G	79558203PA	1	5	+4
		CCPC-3002-20, COUPLER, DIRECTIONAL	G	10007033NA	0	1	+1
		CCUH-8000A/BU	G		0	1	+1
		CCUH-803-C-A-G, VOLTMETER	F	61879233	1	0	-1
		CCUH-895A	G	10007580NA	0	1	+1
		CCUH-896-A, VOLTMETER, DIFFERENTIAL	F	61954501PA	2	1	-1
		CCUH-1931-05-07-02, ELECTRONIC COUNTER	G		0	2	+2
		CCVO-92B-55	G		0	1	+1
		CCYW-TF-2300A	G		0	1	+1
		CCYW-TF-1066B	G		0	1	+1
		CDCE-V-100M, VOLTMETER, VACCUUM TUBE	F	61955336SA	3	0	-3
		CDDO-SG-132A	F	31236501PA	1	0	-1
		CDIY-102AC46-1E, ADAPTER	G	61995300	0	2	+2
		CDU-708A	F	30145600PA	1	0	-1
		CSV-260-6P, MULTIMETER	G	33066900PA	3	9	+6
		CSV-260-6, MULTIMETER	G	62713359	2	8	+6
		MR51W00SACAA, AMMETER, AC 0-5 AMP	F	62713360SP	3	0	-3
		MR51W010ACAA, AMMETER, AC 1-10 AMP	F	75260000	1	0	-1
		MR51W010 DCAA, AMMETER, DC 0-10 AMP	F	75260001	1	0	-1
		MR51W025ACAA, AMMETER, AC 0-25 AMP	F	75260002	1	0	-1
		MR51W150 DCVV, VOLTMETER, DC	F	75260003	1	0	-1
		MR51W600 ACVV, VOLTMETER, AC	F	75260011	1	0	-1
			F	75260006	1	0	-1

COSAL UPDATE SUMMARY

SWBS/ SWABS	SAC Code	Description	Type Chg	APL No.	Old Qty Inst	New Qty Inst	Qty Added or Delt'd
4911	-	(Continued) MR53W300 DCAA, AMMETER, DC 0-3-30-300 AMP MR71W150ADV, VOLTMETER, AC 0-1293/U SG-376A/U SG-1016/U TEST SET, RELAY MK 46 MØ TESTER, SYNCHRO MK 30 MØ TESTER, SYNCHRO MK 33 MØ TS-3069A/USM T-S-633-9901001, CLAMP ON VOLTMETER REFERENCE: NSY VALIDATION	F F G G G F G G G G	75260201 75260301 62198571 85937601 85912121 49402738 49402142 49402143 92000315	2 1 0 0 0 1 1 1 0 0	0 0 1 1 1 0 4 4 1 1	-2 -1 +1 +1 +1 -1 +3 +4 +1 +1
4926	-	DA-515/U, DUMMY LOAD, ELECTRICAL REFERENCE: S/A FF1052-070K CIRCUIT BKR AQB101F 75 TRP 60 CYC 3P TRANSFORMER PWR STPDN 3 KVA 450/120V 60 CYC FUSE UNIT ASSY 50 X 75 X 100 AMP RCONN SWITCHING UNIT PWR TFR ABT-A2 100 AMP 3PH 450V REFERENCE: S/A FF1052-0275K	B	62200615 149990144 130220030 149990100 211110094	0 0 0 0 0	1 1 1 1 1	+1 +1 +1 +1
4926	-	GLIDE SLOPE INDICATOR, STABILIZED WAVE-OFF SYSTEM KIT REFERENCE: S/A FF1052-0275		S64P001-06 S64P002-06	0 0	1 1	+1 +1

COSAL UPDATE SUMMARY

SWBS / SWABS	SAC Code	Description	Type Chg	APL No.	Old Qty Inst	New Qty Inst	Qty Added or Delt'd
504	0AAPU	GAGES PRESS DIAL REFERENCE: S/A FF-1052-0101, 0113D, 0147, 0148K, 0235K, 0258K, 0350 AND 0383K		S87P002-06	0	44	+44
5111	0APLQ	HEATER VENT DCTP SZ T27L HEATER VENT DCTP SZ T28H HEATER VENT DCTP SZ T29M STRAINER Y 0.375 IN BRZ SLBZ PERF STRAINER Y 0.500 IN BRZ SLBZ PERF STRAINER Y 0.750IN BRZ SLBZ PERF TRAP STM THRM DY 0.375IN THRD 300 PSI HORZ TRAP STM THRMSTC 0.500IN SLBZ 100 PSI ANL VALVE CHK SWG 0.50 IPS 400 PSI 150 DEG F UN BRZ VALVE GATE 0.50 IPS 400 PSI 150 DEG F UN BRZ VALVE GLB .37 IPS 200 PSI SBU BRZ VALVE GLB .50 IPS 400 PSI SBU BRZ VALVE GLB .75 IPS 200 PSI SBU BRZ VALVE GLB 1.50 IPS 400 PSI SBU BRZ VALVE SOL .375 IPS 50 PSI 115V AC SBU BRS VALVE TEMP REGG D-24 L X W THRMST 1.00 IPS SBU VALVE TEMP REGG D-24 L X W THRMST 1.00 IPS SBU REFERENCE: S/A FF1052-0215K AND 0383K		070990053 070990058 070990065 759990002 759990003 759990004 770030156 770030141 882036962 882047487 882057049 882057031 882057051 882057027 882181908 882130019 882130268	4 0 2 7 0 0 0 0 0 0 0 0 0 0 2 2 3 4 0	5 1 3 8 1 1 1 1 2 2 1 1 1 1 3 4 1	+1 +1 +1 +1 +1 +1 +1 +1 +2 +2 +1 +1 +1 +1 +1 +1 +1 +1
5121	0ABNE	FAN VNXL SZ A2A4W62000 CFM MOTOR AC 440V 1.75 HP 3450 RPM STARTER MOTOR MAG LVP SZ 0 440V 1SPD 1WDG DRPR REFERENCE: S/A FF1052-0215K		400040725 174660698 S63P002-06	0 0 0	1 1 1	+1 +1 +1

COSAL UPDATE SUMMARY

SWBS/ SWABS	SAC Code	Description	Type Chg	APL No.	Old Qty Inst	New Qty Inst	Qty Added or Delt'd
5121	OAGSP	FAN VNXL SZ A1-4A4W6 250 CFM MOTOR AC 440V .20 HP 3450 RPM OPERATOR VL STARTER MTR MAG LVP SZ 0 440V 1SPD 1WDG DRPR VALVE BTFL R6.0 30 PSI BLT ALUM VALVE BTFL R8.0 30 PSI BLT ALUM REFERENCE: S/A FF1052-0304		400060745 174660713 619610006 151207043 882290035 882290036	0 0 0 0 0 0	1 1 1 1 1 1	+1 +1 +1 +1 +1 +1
5121	OADEA	CONTROLLER AC MAG LVP SZ 0 440V 2SPD 1 WDG DRPR FAN VNXL SZ A6A4W6 6000 CFM MOTOR AC 2 SPD 440V 5/1.5 HP VALVE BTFL 20 X 9IN 30 PSI BLT ALUM REFERENCE: S/A FF1052-0383K		151405547 400090204 174751516 882290024	0 0 0 0	1 1 1 1	+1 +1 +1 +1
5121	OAGEM	FAN VNXL SZ A3A4W6 3000 CFM MOTOR AC 2SPD 440V 3/1 HP STARTER MTR MAG LVP SZ 0 440V 1SPD 1WDG DRPR REFERENCE: S/A FF1052-0383K		400090206 174751473 151209429	0 0 0	1 1 1	+1 +1 +1
5121	OAWKJ	CONTROLLER AC MAG LVP SZ 0 440V 2 SPD 2 WDG DRPR FAN VANE AXIAL SZ A5A4W5 5000 CFM MOTOR AC 2 SPD 440V 4/1.25 HP REFERENCE: S/A FF1052-0383R1"K"		151405547 400090238 174751729	1 1 1	0 0 0	-1 -1 -1
5141	OAIQW	MOTOR AC 440V 15 HP 3535 RPM PUMP CTFGL 180 GPM 72 PSI 3500 RPM MCC VLT PUMP UNIT CTFGL 180 GPM 72 PSI 3500 RPM STARTER MTR MAG LVP SZ 2 440V 1SPD 1WDG DRPR REFERENCE: S/A FF1052-0383K		175504203 016120353 016120345 151207597	0 0 0 2	1 1 1 3	+1 +1 +1 +1

COSAL UPDATE SUMMARY

SWBS / SWABS	SAC Code	Description	Type Chg	APL No.	Old Qty Inst	New Qty Inst	Qty Added or Delt'd
5142	-	CHILLER RFG WTR		323020053	0	1	+1
		COMPRESSOR RFG VERT OPN		060950230	0	1	+1
		CONDENSER RFG WCLD 350 SQ FT		043020305	0	1	+1
		DEHYDRATOR RFG ANL PART NO. 7420 2 1-8M		325060187	0	1	+1
		MOTOR AC 440V 100 HP 1770 RPM		175505090	0	1	+1
		REFRIGERATION PLANT AIR CNDN 75.00 TON		325010409	0	1	+1
		REGULATOR PRESS AIR		420170006	0	1	+1
		STARTER MTR AC MAG LVP SZ 4 1SPD 1WDG		151209963	0	1	+1
		SWITCH PRESS 7 TO 70 LBS		610011482	2	3	+1
		SWITCH PRESS 20IN VAC TO 80 PSI		610011562	0	2	+2
		SWITCH PRESS 60 TO 350 PSI		610011608	2	3	+1
		SWITCH THRMSTC MINUS 10 TO PLUS 50 DEG F		610011610	3	5	+2
		VALVE ANL .75 IPS 200 PSI SBU BRZ		882002947	0	2	+2
		VALVE ANL DPHRM BACK ST .25IN SWT BRS		882100020	2	3	+1
		VALVE ANL DPHRM BACK ST .37IN SWT X MFLRD BRS		882100146	0	1	+1
		VALVE ANL DPHRM BACK ST .62IN SWT X MFLRD BRS		882100025	0	2	+2
		VALVE ANL DPHRM PK BACK ST .87IN SWT ENDS		882100021	2	3	+1
		VALVE ANL PK BACK ST .62IN SWT ENDS		882100104	0	1	+1
		VALVE ANL PK BACK ST 2.12IN SWT ENDS		882100026	0	1	+1
		VALVE COMPR SHUT OFF 5.000IN OD TUBE FLGE		882102218	0	1	+1
		VALVE EXPN THRMSTC .37IN 5FT CAPLY TB SWT		882102845	0	1	+1
		VALVE EXPN PLT OPER 1.37IN FLGE		882102844	0	2	+2
		VALVE GLB .25 IPS 200 PSI SBU BRZ		882057048	0	1	+1
		VALVE GLB .50 IPS 400 PSI SBU BRZ		882057031	0	1	+1
		VALVE GLB PKD 2.50IN OD TUBE FLGE		882101972	0	1	+1
		VALVE NDL GLB .25 IPS 6000 PSI SBU SSTL		882072046	0	4	+4
		VALVE NDL GLB .25 IPS 60-0 PSI UN MON		882071995	0	1	+1
		VALVE PRESS REGG WTR 3IN 75T 150 PSI FLGE		882101602	1	2	+1
		VALVE RELF ANL .87IN 225PSI SET MFLRD BRS		882100416	1	3	+1
		VALVE SOL 230V DC .225IN SWT		882180054	0	6	+6

REFERENCE: S/A FF1052-0383K

COSAL UPDATE SUMMARY

SWBS / SWABS	SAC Code	Description	Type Chg	APL No.	Old Qty Inst	New Qty Inst	Qty Added or Delet'd
5142	OABZV	(Continued) VALVE PRESS REGG WTR 3IN 75T 150 PSI FLGE VALVE RED 3.50 IPS 150 PSI 25T 60 PSI REFERENCE: S/A FF1052-0383K		882101602 882095673	0 0	1 1	+1 +1
5142	OABZX	VALVE NDL CLB .25 IPS 6000 PSI UN MON REFERENCE: S/A FF1052-0383K "R1"		882071995	0	1	+1
5142	OAAPV	THERMOMETERS REFERENCE: S/A FF1052-0383K AND TYCOM		S87P003-06	0	4	+4
5142	OANFR	VALVE GATE 2.00 IPS 600 PSI SWLDG STL VALVE GLB 1.25 IPS 600 PSI SWLDG STL REFERENCE: S/A FF1052-0383K AND SHIPS VALIDATION		880245885 882056014	0 0	3 1	+3 +1

COSAL UPDATE SUMMARY

SWBS / SWABS	SAC Code	Description	Type Chg	APL No.	Old Qty Inst	New Qty Inst	Qty Added or Delt'd
5142	OAAPV	THERMOMETER SLFINDG BMTLC 3IN DIAL REFERENCE: S/A FF1052-0383K		1-870001400	0	1	A
5211	OABAL	VALVE GATE 1.25 IPS 400 PSI SBU BRZ VALVE GATE 1.50 IPS 400 PSI 150 DEG F UN BRZ VALVE GLB .25 IPS 200 PSI SBU BRZ VALVE GLB .37 IPS 200 PSI SBU BRZ VALVE GLB 1.00 IPS 400 PSI SBU BRZ VALVE GLB 1.25 IPS 400 PSI SSUE BRZ VALVE GLB 2.50 IPS 100 PSI FLGE BRZ VALVE GLB 2.50 IPS 250 PSI FLGE INL X HSTH OTL VALVE REL 1.50 IPS 51T 70 PSI SBU BRZ REFERENCE: S/A FF1052-0288 REV 1 AND TYCOM		582047627 882047489 882057048 882057049 882057033 882057056 882052617 882053424 883115402	0 0 0 0 0 0 0 0 0	4 6 1 1 1 4 2 27 2	+4 +6 +1 +1 +1 +4 +2 +27 +2
5211	OABAM	VALVE GLB 3.00 IPS 100 PSI FLGE BRZ REFERENCE: S/A FF1052-0288 REV. 1		882053792	0	1	+1
5211	OAAWJ	VALVE DPHRM CONT PLT OPER 2.00 IPS 125 PSI MTHRD REFERENCE: SHIPS VALIDATION		882190879	0	2	+2
5211	OAWGX	HEAD SPKR FIRE PRTC .50 IPS 160 DEG MPT BRZ VALVE ANL .75 IPS 200 PSI SBU BRZ VALVE GATE 2.50 IPS 250 PSI FLGE BRZ VALVE GLB .25 IPS 200 PSI SBU BRZ VALVE GLB .75 IPS 200 PSI SBU BRZ VALVE GLB 2.50 IPS 150 PSI FLGE BRZ REFERENCE: S/A FF1052-0101K		889900081 882003401 882042016 882057048 882057051 882055634	0 0 0 0 0 0	2 3 3 2 1 2	+2 +3 +3 +2 +1 +2

COSAL UPDATE SUMMARY

SWBS/ SWABS	SAC Code	Description	Type Chg	APL No.	Old Qty Inst	New Qty Inst	Qty Added or Delt'd
5211	OABAL	VALVE GATE 1.25 IPS 200 PSI SBU BRZ VALVE GATE 1.50 IPS 200 PSI SBU BRZ VALVE GLB .25 IPS 200 PSI SBU BRZ VALVE GLB .375 IPS 200 PSI SBU BRZ VALVE GLB 2.50 IPS 100 PSI FLGE BRZ REFERENCE: S/A FF1052-0288 AND TYCOM		882046045 882046046 882054134 882055722 882053480	7 26 25 1 4	3 20 24 0 2	-4 -6 -1 -1 -2
5231	OAQUR	VALVE CHK LFT 1.25 IPS 300 PSI FPT BRZ VALVE CHK LFT 1.50 IPS 300 PSI FPT BRZ VALVE CHK SWG 1.00 IPS 200 PSI SBU BRZ VALVE DPHRM CONT PLT OPER 1.00 IPS PSI SBU VALVE GATE 1.00 IPS 400 PSI 150 DEG F UN BRZ REFERENCE: S/A FF1052-0203		882037799 882037801 882037049 882191725 882047488	0 0 0 0 0	1 1 1 2 1	+1 +1 +1 +2 +1
5241	OAUQC	VALVE GLB 2.50 IPS 250 PSI FLGE INL X HSTH OTL REFERENCE: SHIPS VALIDATION		882053424	0	1	+1
5241	OABVH	VALVE GLB 2.50 IPS 100 PSI FLGE BRZ VALVE GLB 2.50 IPS 100 PSI FLGE NI COP VALVE GLB 2.50 IPS 100 PSI FLGE BRZ REFERENCE: S/A FF1052-0278		882052617 882057545 882051137	0 0 2	2 2 0	+2 +2 -2
5241	OBJLI	STRAINER DPLX .750IN STL FLGE PERF VALVE CHK SWG .75 IPS 200 PSI SBU BRZ		750430303 882037048	0 0	2 4	+2 +4

COSAL UPDATE SUMMARY

SWBS/ SWABS	SAC Code	Description	Type Chg	APL No.	Old Qty Inst	New Qty Inst	Qty Added or Delt'd
5241	OBJLI	(Continued) VALVE CHK SWG 1.00 IPS 200 PSI SBU BRZ VALVE GATE .75 IPS 400 PSI SBU BRZ VALVE GATE 1.25 IPS 400 PSI SBU BRZ VALVE GLB .25 IPS SBU BRZ VALVE GLB .50 IPS 400 PSI SBU BRZ VALVE GLB .75 IPS 400 PSI SBU BRZ VALVE NDL GLB .25 IPS 6000 PSI UN MON REFERENCE: S/A FF1052-0157K		882031254 882047626 882047627 882051448 882057031 882057032 882071995	0 0 0 0 0 0 0	2 6 1 2 4 4 4	+2 +6 +1 +2 +4 +4 +4
5241	OAWED	VALVE DPHRM CONT PLT OPER 1.25 IPS 125 PSI MTHRD VALVE GLB 2.50 IPS 100 PSI FLGE BRZ VALVE GLB 2.50 IPS 250 PSI FLGE INL X HSTH OTL VALVE UNL PLT OPER 2.50 IPS 100 PSI FLGE BRZ REFERENCE: S/A FF1052-0288 AND SHIPS VALIDATION		882190878 882052617 882053424 882190491	0 0 0 0	1 2 1 1	+1 +2 +1 +1
5241	OAADE	VALVE DPHRM CONT PLT OPER 1.25 IPS 125 PSI MTHRD REFERENCE: SHIPS VALIDATION		882190878	0	1	+1
5261	OAWTU	DRAIN DK SZ 1.50 IN OTL VALVE CHK STP ANL 2.50 IPS 100 PSI FLGE BRZ VALVE CHK STP GLB 1.50 IPS 400 PSI SBU BRZ REFERENCE: S/A FF1052-0383K AND TYCOM		679990077 882033324 882037228	0 0 0	1 1 1	+1 +1 +1
5261	OAKJZ	VALVE CHK SWG 2.00 IPS 250 PSI FLGE BRZ REFERENCE: S/A FF1052-0304		882035239	0	2	+2

COSAL UPDATE SUMMARY

SWBS/ SWABS	SAC Code	Description	Type Chg	APL No.	Old Qty Inst	New Qty Inst	Qty Added or Delt'd
5261	OAATI	VALVE CHK SWG 2.00 IPS 400 PSI 150 DEG F UN BRZ REFERENCE: S/A FF1052-0341D		882036964	0	1	+1
5291	OACYP	VALVE GATE 1.50 IPS 400 PSI FLGE BRZ VALVE GATE 2.00 IPS 250 PSI FLGE BRZ VALVE GLB 1.50 IPS 250 PSI FLGE X HT BRZ REFERENCE: S/A FF1052-0082K		880242031 882042015 882051262	0 0 0	1 1 4	+1 +1 +4
5311	OAWPY	VALVE CHK SWG 2.00 IPS 200 PSI SBU BRZ VALVE GATE 1.00 IPS 100 PSI FLGE BRZ VALVE GATE 2.00 IPS 200 PSI SBU BRZ REFERENCE: S/A FF1052-0169K		882035407 882042335 882046126	0 0 0	1 4 1	+1 +4 +1
5331	OAKBW	STARTER MOTOR MNL LVRE SZ 0 230/115 DRPR REFERENCE: S/A FF1052-0430		154401394	0	4	+4
5331	OARRZ	HEATER WTR INSTS 30.0 GPM MAX HEATER WTR INST 30.0 GPM MAX SWITCH THRMSTC 100 TO 140 DEG F VALVE TEMP REGG 1.25 IPS 50 TO 250 DEG F SBU BRZ REFERENCE: S/A FF1052-0430D		074100036 074100029 616010123 882141400	0 0 0 0	3 1 4 4	+3 +1 +4 +4
5331	OAWFZ	VALVE GLB 2.50 IPS 250 PSI FLGE INL X HSTH OTL REFERENCE: SHIPS VALIDATION		882053424	0	2	+2

COSAL UPDATE SUMMARY

SWBS / SWABS	SAC Code	Description	Type Chg	APL No.	Old Qty Inst	New Qty Inst	Qty Added or Delt'd
5331	OABBJ	DRAIN DK SZ 1.50IN OTL		679990077	0	1	+1
		DRAIN DK SZ 2.00IN		679990055	0	1	+1
		STRAINER Y 2.00IN BRZ SLBZ PERF		759990008	0	4	+4
		STRAINER Y 2.50IN BRZ SLBZ PERF		759990012	0	1	+1
		TRAP STM THRMSTC .750 THRD		S48P006-06	0	4	+4
		VALVE CHK STP GLB .75 IPS 200 PSI FT BRZ		882033133	0	4	+4
		VALVE CHK STP GLB .75 IPS 200 PSI SBU BRZ		882037225	0	4	+4
		VALVE CHK SWG .75 IPS 200 PSI SBU BRZ		882037048	0	1	+1
		VALVE CHK SWG 1.00 IPS 200 PSI SBU BRZ		882037049	0	3	+3
		VALVE CHK SWG 1.25 IPS 400 PSI SBU BRZ		882037045	0	2	+2
		VALVE CHK SWG 1.50 IPS 400 PSI SBU BRZ		882037047	0	1	+1
		VALVE GATE .75 IPS 400 PSI SBU BRZ		882045185	0	4	+4
		VALVE GATE 1.25 IPS 400 PSI SBU BRZ		882047627	0	3	+3
		VALVE GATE 1.50 IPS 400 PSI 150 DEG F UN BRZ		882047489	0	2	+2
		VALVE GATE 2.00 IPS 400 PSI 150 DEG F UN BRZ		882047490	0	8	+8
		VALVE GATE 2.50 IPS 250 PSI FLGE BRZ		882042016	0	2	+2
		VALVE GLB .25 IPS 200 PSI SBU BRZ		882057048	0	8	+8
		VALVE NDL GLB .25 IPS 6000 PSI UN MON		882071995	0	8	+8
		VALVE RELF PRESS TT 1.00 IPS 46T 55 PSI FLGE		882111136	0	4	+4
		VALVE SOL .37 IPS 115 VAC 300 PSI FPT X UN BRZ		882180817	0	4	+4
REFERENCE: S/A FF1052-0430D							
5331	OAMGW	VALVE GATE 0.50 IPS 400 PSI 150 DEG F UN BRZ		882047487	0	4	+4
		VALVE GLB .50 IPS 200 PSI SBU BRZ		882051450	0	4	+4

COSAL UPDATE SUMMARY

SWBS / SWABS	SAC Code	Description	Type Chg	APL No.	Old Qty Inst	New Qty Inst	Qty Added or Delt'd
5331	OAMGW	(Continued) VALVE RELF VAC .50 IPS 1 TO 10 IN. MRC MPT X TOP REFERENCE: S/A FF1052-0101K		882111419	0	4	+4
5331	-	HEATER STM HTG SUF 12.9 SQ FT HTG CAP 20 GPM HEATER WTR INS 40.0 GPM SWITCH THRMSTC 110 TO 185 DEG F VALVE SOL 1.50 IPS 50 PSI 115 VAD SBU BRZ VALVE SOL 2.00 IPS 50 PSI 115 VAC SBU BRZ VALVE TEMP REGG 2.00 IPS 115T 145 DEG F SBU BRZ VALVE TEMP REGG 1.50 IPS 115T 145 DEG F SBU BRZ REFERENCE: S/A FF1052-0430D		070010134 070010135 610011331 882182265 882182266 882142001 882141665	3 1 8 3 1 1 3	0 0 0 0 0 0 0	-3 -1 -8 -3 -1 -1 -3
5346	-	VALVE GATE .25 IPS 600 PSI SWLDG STL VALVE GLB .25 IPS 600 PSI SWLDG STL REFERENCE: SHIPS VALIDATION		882045603 882056117	0 0	1 1	+1 +1
5347	OAKKJ	VALVE ANL 1.50 IPS 200 PSI SBU REFERENCE: S/A FF1052-0247		882003404	0	1	+1
5353	OAVXR	VALVE TEMP REGG .37 IPS 185 TO 215 DEG F SBU BRZ REFERENCE: SHIPS VALIDATION		882141746	0	1	+1
5353	OAWAY	VALVE GLB .50 IPS 1500 PSI SWLDG CRM MOLY REFERENCE: SHIPS VALIDATION		887050027	0	4	+4

COSAL UPDATE SUMMARY

SWBS/ SWABS	SAC Code	Description	Type Chg	APL No.	Old Qty Inst	New Qty Inst	Qty Added or Delt'd
5362	OAWRC	VALVE GLB .25 IPS 500 PSI SB BRZ REFERENCE: TYCOM		882052131	0	2	+2
5362	OAUCP	VALVE DPHRM CONT PLT OPER 1.25 IPS 125 PSI MTHRD VALVE GLB 2.50 IPS 250 PSI FLGE INL X HSTH OIL REFERENCE: SHIPS VALIDATION		882190878 882053424	0 0	1 1	+1 +1
5411	OAAZK	VALVE GATE 1.50 IPS 600 PSI SWLDG STL VALVE RELF .50 IPS 331 TO 495 PSI FLGE STL VALVE RELF 1.00 IPS 331 TO 495 PSI FLGE STL REFERENCE: SHIPS VALIDATION		882045552 883114552 883114551	0 0 0	1 4 1	+1 +4 +1
5421	OAJNQ	VALVE ANL .25 IPS 200 PSI SBU BRZ REFERENCE: S/A FF1052-0369K		882003489X	0	1	+1
5421	OAVZC	INDICATOR SGT LIQ 2.00 IN FLGE STL STY 960-F REFERENCE: SHIPS VALIDATION		450210038	0	2	+2
5422	-	SWITCH 1ELMT PSH 6981ED171-21 REFERENCE: S/A FF1052-0203		212103946	0	1	+1
5512	OAE PQ	VALVE GLB .37 IPS 200 PSI SBU BRZ VALVE GLB .50 IPS 100 PSI FPT BRZ VALVE NDL .25IN 5000 PSI FSTF MON		882057049 882051136 882071967X	0 0 0	4 1 1	+4 +1 +1

COSAL UPDATE SUMMARY

SMBS/ SWABS	SAC Code	Description	Type Chg	APL No.	Old Qty Inst	New Qty Inst	Qty Added or Delt'd
5512	OBGWY	(Continued) VALVE RELF .75 IPS 35T 44 PSI SBU BRZ VALVE SOL .31 IN 125 PSI 115V AC FSTF BRZ VALVE TEMP REGG .50 IPS 130 DEG THRD BRZ VALVE DPHRM CONT .50 IPS 250 PSI FPT BRZ VALVE RELF .50 IPS 31 T 50 PSI SBU BRZ VALVE RELF .50 X .75 IPS 151 T 185 PSI SBU BRZ VALVE SOL 3 WAY .50 TB 600 PSI FTHRD BRZ AIR CLEANER INT DRY 3-NB COMPRESSOR AIR LP 100.0 CFM 150 PSI CLS FILTER FD PRESS MDL PH3 MOTOR AC 440V 30 HP 1760 RPM STARTER MTR MAG LVP SZ 3 440V ISPD 1 WDG DRPR SWITCH ASSY 3 ELMF 1 PSH 2 LGT SWITCH PRESS 60 to 350 PSI SWITCH THRMSTC 90 TO 165 DEG F VALVE CHK LFT 2.00 IN 200 PSI SB BRZ REFERENCE: S/A FF1052-0157K		883114901 882182536 882142214 882240692 883111953 883112215 882181863 480020099 016900264 480080046 174750904 151903289 212103858 610011608 610010455 882035244	0 0 0 4 2 2 2 4 2 2 2 2 2 4 2 2	2 4 2 0 0 0 0 0 0 0 0 0 0 0 0 0	+2 +4 +2 -4 -2 -2 -2 -4 -2 -2 -2 -2 -4 -2 -2
5513	OARQJ	DEHYDRATOR FLTR DSCC 30 SCFM 150 PSIG DEHYDRATOR FLTR RFGT 100 SCFM 150 PSIG COMPRESSOR RFG SEMI HERMETIC LIGHT IND TY B-27A RELAY AC 110V 3 POLE 20.0 AMP MAIN LINE REFERENCE: S/A FF1052-0235K & 0266K		440360004 440360003 060250087 239990040 198500537	0 0 0 0 0	2 2 1 2 2	+2 +2 +1 +2 +2

COSAL UPDATE SUMMARY

SWBS/ SWABS	SAC Code	Description	Type Chg	APL No.	Old Qty Inst	New Qty Inst	Qty Added or Delt'd
5513	OAYCJ	VALVE GATE 0.25 IPS 400 PSI SBU BRZ		882047486	0	6	+6
		VALVE GATE 1.00 IPS 400 PSI 150 DEG F UN BRZ		882047488	0	7	+7
		VALVE GLB .25 IPS SBU BRZ		882051448	0	7	+7
		VALVE GLB .75 IPS 200 PSI SBU BRZ		882051451	0	4	+4
		VALVE NDL GLB .25 IPS 600 PSI FL BRX		882071828	0	6	+6
		VALVE RELF 1.00 IPS 0.5T 2.4 PSI MPT BRZ		883116348	0	1	+1
		VALVE RELF 1.00 IPS 2.5T 5.9 PSI MPT BRZ		883116349	0	1	+1
		VALVE RELF 1.00 IPS 6T 13 PSI MPT BRZ		883116350	0	1	+1
		VALVE RELF 1.00 IPS 14T 28 PSI MPT BRZ		883116351	0	1	+1
		VALVE RELF 1.00 IPS 29T 72 PSI MPT BRZ		883116352	0	1	+1
		REFERENCE: S/A FFI052-0235K					
5513	OAYUA	VALVE GLB .25 IPS 200 PSI SBU BRZ		882057048	0	2	+2
		REFERENCE: S/A FFI052-0084K					
5513	OAWHR	MANIFOLD 4 VL W AIR CYL .25 TB 200 PSI		882351735	0	2	+2
		VALVE GLB .37 IPS 6000 PSI MTHRD BRZ		882054058	0	12	+12
		VALVE GLB 0.50 IPS 400 PSI SBU BRZ		882055801	0	1	+1
		REFERENCE: S/A FFI052-0157K AND SHIPS VALIDATION					
5513	OAUAD	VALVE CHK SWG .25 IPS 200 PSI SBU BRZ		882031250	0	2	+2
		VALVE GLB .25 IPS 200 PSI SBU BRZ		882057048	0	4	+4
		VALVE GLB .37 IPS 200 PSI SBU BRZ		882057049	0	1	+1
		VALVE GLB 1.25 IPS 200 PSI SBU BRZ		882051453	0	10	+10
		VALVE NDL GLB .25 IPS 6000 PSI UN MON		882071995	0	2	+2
		VALVE RELF 1.25 IPS 70T 100 PSI SBU BRZ		883116079	0	2	+2
		REFERENCE: S/A FFI052-0235K					

COSAL UPDATE SUMMARY

SMBS/ SWABS	SAC Code	Description	Type Chg	APL No.	Old Qty Inst	New Qty Inst	Qty Added or Delt'd
5513	OAKJV	CIRCUIT BREAKER A101FR CIRCUIT BREAKER AQB 100FR 15 TRP 75 - 210 TRML CIRCUIT BREAKER AQB 100FR 50 TRP 250 - 700 TRML LIGHT IND TY B27G TRANSFORMER PWR STPDN 5.0 KVA 450/120 1 PH REFERENCE: S/A FF1052-0235K AND 0266K		149990068 149990062 149990064 239990095 130220004	0 0 0 0 0	2 3 1 2 1	+2 +3 +1 +2 +1
5513	OARQJ	DEHYDRATOR FLTR DSCC 60 SCFM 150 PSIG VALVE SOL 1.00 IPS 200 PSI 115 VAC FPT BRZ REFERENCE: S/A FF1052-0266		440300011 882182177	2 4	0 0	-2 -4
5513	OAWHR	VALVE GLB .37 IPS 6000 PSI MTHRD ALUM BRZ REFERENCE: S/A FF1052-0157K		887055222	30	23	-7
5514	OAUGY	SWITCH THRMSTC 100 TO 225 DEG F VALVE CHK STP GLB 1.50 IPS 400 PSI SBU BRZ REFERENCE: S/A FF1052-0316D		610011071 882037228	0 0	1 1	+1 +1
5515	OANIR	VALVE GLB .25 IPS 6000 PSI MTHRD BRZ REFERENCE: S/A FF1052-0157K		882053987	6	9	+3
5515	OANIR	VALVE GLB .25 IPS 6000 PSI MTHRD BRZ REFERENCE: S/A FF1052-0157K		882053987	6	3	-3

COSAL UPDATE SUMMARY

SWBS/ SWABS	SAC Code	Description	Type Chg	APL No.	Old Qty Inst	New Qty Inst	Qty Added or Delt'd
5551	OAZSN	STRAINER Y 1.00 IN BRZ SLBZ PERF VALVE CHK .50 IPS 250 PSI UN BRZ VALVE DPHRM CONT PLT OPER 1.00 IPS 150 PSI SBU VALVE GATE 0.50 IPS 400 PSI 150 DEG F UN BRZ VALVE GATE 1.00 IPS 400 PSI 150 DEG F UN BRZ VALVE GLB 1.00 IPS 400 PSI SBU BRZ REFERENCE: S/A FF1052-0270D		759990005 882037944 882191594 882047487 882047488 882057052	0 0 2 0 0 0	1 1 3 1 1 1	+1 +1 +1 +1 +1 +1
5551	OAVCM	HEAD SPKR FIRE PRTC .50 IPS B1 PENDANT MPT BRZ VALVE GLB PO .75 IPS 150 PSI SBU BRZ VALVE NDL ANL .25 IPS 3000 PSI SB BRZ REFERENCE: SHIPS VALIDATION		889900751 882054275 882071743	0 0 0	10 3 2	+10 +3 +2
5551	OAXEA	HEAT SENSING DEVICE 158 DEG F MLTPT VALVE CHK GLB SPCL .12 IPS FFL BRZ VALVE CHK LFT .37 IPS 250 PSI SBU BRZ VALVE DPHRM CONT PLT OPER .375 IPS SBU BRZ VALVE GATE .37 IPS 200 PSI SBU BRZ VALVE PNEUM REL .375 IPS SBU BRZ REFERENCE: S/A FF1052-0138D AND 0339D		889900796 882240056 882030792 882190920 882041808 882240028	12 12 11 1 0 2	17 17 13 3 2 3	+5 +5 +2 +2 +2 +1
5551	OABDL	FOAM LIQUID FIRE EXTINGUISHING QTY 60 - 90 CANS REFERENCE: SHIPS VALIDATION (REMOVED DURING ROH)		2-930034014	1	0	D
5551	OAZSN	DRY CHEMICAL PKP FIRE EXTING DRY CHEMICAL PKP FIRE EXTING		2-930034031 2-930034032	0 0	1 1	A A

COSAL UPDATE SUMMARY

SWBS / SWABS	SAC Code	Description	Type Chg	APL No.	Old Qty Inst	New Qty Inst	Qty Added or Delt'd
5551	OAZSN	(Continued) FOAM LIQUID FIRE EXTING QTY 1 - 8 FOAM LIQUID FIRE EXTING QTY 9 - 72 REFRACTOMETER HND PRTL REFERENCE: S/A FF1052-0270D AND SHIPS VALIDATION		2-930034028 2-930034029 2-930034044	0 0 0	2 7 1	A A A
5553	-	FIRE EXTINGUISHING SYSTEMS FIXED REFERENCE: S/A FF1052-0228		640240001	0	2	+2
5554	OABSA	VALVE GLB .75 IPS 600 PSI SWLDG STL REFERENCE: S/A FF1052-0300		882052782	0	2	+2
5557	OABDL	EXTINGUISHER X ACCY CO2 15 LB QTY 1 - 5 REFERENCE: S/A FF1052-0383K		2-930054001	1	4	A
5721	OARBL	SWITCH LMT 6984N55A SWITCH LMT 6984H55A REFERENCE: S/A FF1052-0345		212103090 212102277	0 1	1 0	+1 -1
5831	OAUFG	SWITCH BOX 6624-1 SWITCH BOX 6624 REFERENCE: TYCOM		213220003 213220001	0 1	2 0	+2 -1

COSAL UPDATE SUMMARY

SWBS / SWABS	SAC Code	Description	Type Chg	APL No.	Old Qty Inst	New Qty Inst	Qty Added or Delt'd
5931	OAXQX	CONTROLLER AC MAG LVP SZ 1 440V 1SPD 1WDG DRPR MOTOR AC 440V 7.5 HP 1745 RP, PUMP CTFGL 100 GPM 30 PSI 1750 RPM MCC VLT PUMP PRTL SEMRBL 333 HP 115V AC 44 GPM 15FT HEAD PUMP UNIT CTFGL 100 GPM 30 PSI 1750 RPM VALVE B 3.00 IPS 100 PSI FLGE BRZ VALVE B GLB 4.00 IPS 150 PSI FLGE BRZ VALVE CHK 4.00 IPS 100 PSI FLGE BRZ VALVE CHK SWG 1.25 IPS 400 PSI SBU BRZ VALVE CHK SWG 3.00 IPS 150 PSI FLGE BRZ VALVE CHK SWG 4.00 IPS 150 PSI FLGE BRZ VALVE GATE 1.25 IPS 400 PSI SBU BRZ VALVE GLB .25 IPS SBU BRZ VALVE NDL GLB .25 IPS 6000 PSI UN MON REFERENCE: S/A FF1052-0101K		151406979 175505054 017000043 019540006 017000039 882303576 882303589 882036729 882037045 882037649 882037650 882047627 882051448 882071995	0 0 0 0 0 0 0 0 0 0 0 0 0 0	2 4 4 2 2 8 4 6 2 4 4 2 4 10	+2 +4 +4 +2 +2 +8 +4 +6 +2 +4 +4 +2 +4 +10
5991	-	MISCELLANEOUS EQUIPMENT MISCELLANEOUS EQUIPMENT REFERENCE: S/A FF1052-0101K, 0157K, 0304, 0383K AND TYCOM		599P001-06 599P002-06	0 0	1 1	+1 +1
5991	OAAUP	REFRIGERANT 12 GAS X 50 LB CYLINDERS REFERENCE: S/A FF1052-0383K		2-920014646	2	6	A
5992	OAXYL	DETECTOR KIT CARBON MONOXIDE QTY 1 - 8 REFERENCE: SHIPS VALIDATION (ADDED DURING ROH)		2-870004070	0	1	A

COSAL UPDATE SUMMARY

SWBS / SWABS	SAC Code	Description	Type Chg	APL No.	Old Qty Inst	New Qty Inst	Qty Added or Delt'd
6241	OAHZU	DOOR MRN NTHT 26IN X 66IN REFERENCE: S/A FF1052-0101K		312090076	0	1	+1
6251	OAXFM	WINDOW NONICING ELEC CONT KS11547D SYS 12-15 REFERENCE: SHIPS VALIDATION		990230138	0	1	+1
6251	OAMSK	WINDOW NONICING ELEC CONT DWG KS10823A REFERENCE: SHIPS VALIDATION		990230120	0	3	+3
6332	OANVU	ANODE ASSY CTOD PRTC 36460D CONTROL CAVITATION 34660 MOD 2 ELECTROLY ASSY GROUNDING ASSY SHFT CTOD PRTC 37000-5 POWER SUPPLY 440V AC INPUT 28V DC OPT 150 AMP POWER SUPPLY 440V AC INP 28V DC OPT 150 AMP REFERENCE: S/A FF1052-0091K		316060030 316060036 316060034 316060032 111590020 111590017	0 0 0 0 0 0	6 1 2 1 1 1	+6 +1 +2 +1 +1 +1
6517	OBAAY	DISHWASHING MACHINE CMRL MDL 60DA-21-LH PUMP CTFGL 365 GPM PSI 1750 RPM MD VLT STARTER MOTOR MAG LVP SZ 0 440V 1 SPD IWDG DRPR VALVE RED .75 IPS 20 PSI 10 T 35 PSI VALVE TEMP REGC .75 IPS 120 T 200 DEG REFERENCE: TYCOM		430070066 017810016 151207133 882095406 S48P005-06	0 0 0 0 0	1 1 1 1 1	+1 +1 +1 +1 +1

COSAL UPDATE SUMMARY

SWBS/ SWABS	SAC Code	Description	Type Chg	APL No.	Old Qty Inst	New Qty Inst	Qty Added or Delt'd
6517	OBAAY	DISHWASHING MACHINE CMRL MDL 60 DA LH STARTER MTR MAG LVP SZ 0 440V 1SPD 1 WDC WT SWITCH ASSY 2 ELMT 2 PSH IC5844K3P3PXX01AA SWITCH PRESS 10 TO 180 LBS REFERENCE: TYCOM		430240055	1	0	-1
				151206494	1	0	-1
				212403299	1	0	-1
				610010408	1	0	-1
6561	OAAVS	PAPER SHRDR MACH 1-32IN SHRED CROSSCUT PAPER SHREDDING MACHINE 1 - 32 IN SHRED DESTROY IT SS52 PAPER SHREDDING MACHINE DESTROY IT SS52 REFERENCE: SHIPS VALIDATION		416570006	0	1	+1
				416570001	1	0	-1
				2-320024300	1	0	D
6611	OAAVS	READER MICROFICHE TY1114 REFERENCE: SHIPS VALIDATION		864360001	0	3	+3
6643	OAXYJ	MOTOR AC 110V .5HP 3 400 RPM REFERENCE: SHIPS VALIDATION		174810057	0	2	+2
7212	OWAAF	MODIFICATION KIT MODIFICATION KIT ORDALT KIT 8671 REFERENCE: ORDALTS 7695, 8455 AND 8671		OR76950001	0	1	+1
				OR84550001	0	1	+1
				OR86710001	0	1	+1

COSAL UPDATE SUMMARY

SWBS / SWABS	SAC Code	Description	Type Chg	APL No.	Old Qty Inst	New Qty Inst	Qty Added or Delt'd
7222	OAVPS	FILTER FDPRESS MDL 1137-4M LUBRICATOR MDL 3002-4M 1FD AIR OPERATED VALVE GLB .50 IPS 200 PSI SBU BRZ VALVE PRESS REGG 0.50IN 5T 125 PSI FPT ZINC REFERENCE: S/A FF1052-0245D		480460028 650230005 882057050 882094568	0 0 0 0	2 2 12 2	+2 +2 +12 +2
7222	OAXTW	CONTROL PRESSURE DRW 7023-804DL CRANE BR X TRVLG PANEL IND 10081800-1 PANEL IND 10081801-1 STARTER MTR MAG LVP SZ 1 440V 1SPD 1 WDG WT VALVE CHK HYD .25 IPS 3000 PSI FPT VALVE SOL 4WAY HYD 5000 PSI SUBPL MNT CRANE BR X TRVLG STARTER MTR MAG LVP SZ 1 440V 1 SPD 1 WEG WT REFERENCE: S/A FF1052-0259		610130017 S78P002-06 THRU S78P005-06 500850002 500850003 S78P001-06 882234637 882234371 57230003 151208661	0 0 0 0 0 0 0 0 1 1	1 1 1 1 1 1 2 0 0	+1 +1 +1 +1 +1 +1 +2 -1 -1
7992	OAAAK	TOOLS U/W EXPLODER MK 19 MODS ALL FIRING SHIP REFERENCE: SHIPS VALIDATION		0-006300005	0	1	A
7992	OAAAJ	TOOLS U/W EXPLODER MK 19 MODS ALL FIRING SHIP REFERENCE: SHIPS VALIDATION		0-006300005	0	1	A

Part 4
SHIP ALTERATION SUMMARY

The status of Reliability and Maintainability (R&M) Category D ShipAlts associated with work accomplished during the BOH for USS HAROLD E. HOLT is indicated in Table 4-1. Data entries include:

- a. Alteration Identification Number. The applicable ShipAlt number. Where applicable the BOH SWLIN is also entered in this column.
- b. Description. The title or brief description of the item.
- c. Status. Coded indication of the nature/extent of action taken during the ROH:
 - A = Applicable to this ship but not included in SARP
 - C = Item completed during BOH
 - CPTA = Completed prior to arrival
 - P = Item partially completed during BOH (nature/extent of action explained in Remarks column)
 - N = No action taken on the item during the BOH (reason for deferral of action explained in Remarks)
 - NA = Not applicable
- d. Remarks. Narrative statement of the extent of completion of the action, reason for deferral, or other amplifying remarks as required.

TABLE 4-1. R/M "D" ALTERATION SUMMARY

Alteration Ident. No.	Description	Status	Remarks
039D	Install Boiler Stack Covers	CPTA	Ref: COMNAV SURFPAC Ait Summary 4/76
043D	Lube Oil Supply Filter for SSTG	CPTA	" " " " " "
058D	Install AM-1913/UP Trigger Amplifier	CPTA	" " " " " "
059D	Fire Room Main Drainage Modifications	CPTA	" " " " " "
083D 437C02	Install F.O. Tank Level Indicators	C	
089D	Emergency Stern Tube Cooling	CPTA	Ref: COMNAV SURFPAC Ait Summary 4/76
094D	Seal & Support SRA-51 Antenna	CPTA	" " " " " "
097D	Condensate Drain Retractable Soot Blower	CPTA	" " " " " "
105D	Replace F.O. Valve Operator	CPTA	" " " " " "
107D	Communications Quality Monitoring and Control System	CPTA	" " " " " "
109D	Replace Coil Core Assembly on Diesel Generator	A	" " " " " "
113D 251C01	Forced Draft Blower Modifications	C	
133D	HP Turbine Modifications	CPTA	Ref: COMNAV SURFPAC Ait Summary 4/76
134D	Mechanical Seals Fire/Flushing Pumps	CPTA	" " " " " "

R/M "D" ALTERATION SUMMARY

Alteration Ident. No.	Description	Status	Remarks
142D	Relocate MK 19 Gyro Static Power Supply	CPTA	Ref: COMNAVSURFPAC Alt Summary 4/76
146D 221C13	Install ACC/FWC Gages	C	SY
150D	Install Yarway Water Gages	CPTA	Ref: COMNAVSURFPAC Alt Summary 4/76
154D 531C01	Replace Distilling Plant Gaskets	C	
156D 531C02	Modify Division Plates - Distilling Plants	C	
166D 137C01	Structural Detail Modifications 02 Level High Hat	C	
177D	Mods to Stern Tube Cooling	CPTA	Ref: COMNAVSURFPAC Alt Summary 4/76
179D 426C02	MK 19 Gyro Compass Modifications	N	Deferred
185D	Vent Exhaust Hoods Battery Pack	CPTA	Ref: COMNAVSURFPAC Alt Summary 4/76
186D	Modify B & W Boiler Refractory	NA	" " " "
189D	ASROC Control Station Window	A	" " " "
190D	Relocate SSTG Gland Seal Steam Strainers	CPTA	Ref: PERA (CRUDES) ShipAlt Completion Status
191D	Auxiliary Gland Exhaust Fan Modifications	CPTA	Ref: COMNAVSURFPAC Alt Summary 4/76

R/M "D" ALTERATION SUMMARY

Alteration Ident. No.	Description	Status	Remarks
192D 244C02	Line Shaft Bearing Oil Temperature Gage	CPTA	Ref: FF-1074 SARP
196D	Replace F.O. Control Valve Spring	NA	Ref: COMNAVSURFPAC Alt Summary 4/76
197D	Boiler Lower Furnace Side Casing Access Door	NA	" " " " " "
214D	Machinery Cooling By-Pass Valve	NA	" " " " " "
218D	Modifications to MK NC-2 MOD 2A Plotting System	CPTA	" " " " " "
219D 314C03	400 Hz M-G Improvement	C	
220D	Modify Front Wall Brickwork	NA	Ref: COMNAVSURFPAC Alt Summary 4/76
222D 314C04	Improve 400 Hz MG Control Circuit	C	
224D 551C09	Blowdown Connection Prairie-Masker	C	
237D	Modify Desuperheater Grayloc Hub Seals	NA	Ref: COMNAVSURFPAC Alt Summary 4/76
246D	Replace 400 Hz Line Voltage Regulator BPDMS	A	" " " " " "
247D 534C08	Shore Steam Drainage Modifications	C	

R/M "D" ALTERATION SUMMARY

Alteration Ident. No.	Description	Status	Remarks
248D 722C04	Replace ASROC Director Loader Hydraulic Amplifier	N	Deferred
252D	Westinghouse LP Turbine Blade Repair	CPTA	Ref: COMNAV SURFPAC Ait Summary 4/76
257D	External Desuperheater Feed Piping Modifications	NA	" " " "
262D 167C01	Install Transom Doors - IVDS Room	C	
268D 532C01	Replace Adapters LAPS Cooling System	C	
269D 137C02	Structural Detail Modifications Frame 69, 02 Level	C	
273D 259C02	Boiler Smoke Pipe Damper Modifications	C	
276D	Lower Rearwall Header Support Beam Modifications	NA	Ref: COMNAV SURFPAC Ait Summary 4/76
277D	Lamps Secondary Helo UHF and S.P. Communication	CPTA	
278D 531C05	Evaporator Seawater Reg Valves Repl of	C	SY
280D 150C01	Lamps Gear Box Access/Insp Plt	C	SY

TABLE 4-1

R/M "D" ALTERATION SUMMARY

Alteration Ident. No.	Description	Status	Remarks
281D 261C05	F.O. Accumulator Quick Closing Valve	CPTA	
283D 231C03	HP Turbine Steam Chest Modifications	C	SY
284D 512C04	Access for Cleaning Vents & A/C Sys	C	SY
288D 524C03	Bronze Globe Valve Replace 2½ & 3 Inch	C	
291D	Sight Port Mods - Mn Dk Encl Pass Fwd	A	Ref: COMNAVSURFPAC Alt Summary 4/76
302D	Mod Cov Plate on Cooling Coils	A	"
303D 526C01	Inst Addl Drains IVDS Machy Rm	C	"
304D 512C02	Install Vent Sys IVDS Machy Rm	C	
306D 331C01	Upgrade Ltg in IVDS Machy Rm	C	
314D 583C04	MWB After Davit Spring Device	C	
316D 551C10	Prairie Air System Piping Mods	C	

R/M "D" ALTERATION SUMMARY

Alteration Ident. No.	Description	Status	Remarks
317D 436C04	Prairie Air System Hi Temp Alarm	N	Deferred
318D 551C12	Fltr/Oiler for LP Air to SVTT	C	SY
321D	Diesel Gen Interlock Alarm Sys	A	Ref: COMNAVSURFPAC Alt Summary 4/76
323D 583C03	Replace 4000 Lb Anchor Shank	C	
324D	Addl Main Steam Cutout Valve	NA	Ref: COMNAVSURFPAC Alt Summary 4/76
325D 253C02	SSTG Steam Cut Out Valves	C	
326D 150C05	Inst Visual Watch Station	C	
327D	Replac Plastic Pipe in Deck Washdown Sys	A	Ref: COMNAVSURFPAC Alt Summary 4/76
335D 752C03	Torpedo Hoist Sway Brace Mod	C	
336D	FDB LO Filter Diff Press Gage	NA	Ref: COMNAVSURFPAC Alt Summary 4/76
338D 321C05	Elect Supp FW Drain Tank Pumps	C	
341D 526C03	Elex Cool Eqpt Rm Deck Drain	C	

TABLE 4-1

R/M "D" ALTERATION SUMMARY

Alteration Ident. No.	Description	Status	Remarks
345D 167C03	Raised Hatch For Pkg Cnvr Trk	C	
346D 255C13	Aux Gland Exh Cond SW Orifice	N	SY
349D 241C02	Mn Rdcn Gear LO Vent Baffles	C	
350D 255C14	Main Feed Pump Discharge Gages	C	
353D	Lube Oil Unl Valve Control Mod	NA	Ref: COMNAVSURFPAC Alt Summary 4/76
355D	Fin Stab-De-Actvt Desurgers	NA	" " " " "
356D 150C03	Exp Joint & Waterway Bar Mods	C	
358D 221C14	Suphtr Hdr Casing Panel Bolts	CPTA	
359D 528C02	Condensate Drains in ASROC Mag	N	Screened FA
360D 150C04	Bimetalic Dkhse/Coaming Joint	C	
361D	Fin Stabilizer - Ram Seal Mod	NA	Ref: COMNAVSURFPAC Alt Summary 4/76
363D 311C05	SSDG Air Starter/Lubricator	C	

R/M "D" ALTERATION SUMMARY

Alteration Ident. No.	Description	Status	Remarks
368D	Fin Stab-Incr Cont Pump Vol	NA	Ref: COMNAV SURFPAC Alt Summary 4/76
369D 342C03	Instl SSDG Governor LO Filters	C	
381D	Mod Stm Admission T/Const Press	A	
393D 583C03	Boat Davit Winch Brake Mod	C	
396D	Prop & Prop Nut Mods	A	Ref: COMNAV SURFPAC Alt Summary 4/76
397D 437C03	Replace TLI in AV JP-5 Svc Tk	C	
399D 721C05	BPDSMS Pedestal Drain	N	Screened FA
400D 581C04	8000 Lb Balanced Anchor Mod	C	
401D	Aux Gland Exh Drn Sal Cell	A	Ref: COMNAV SURFPAC Alt Summary 4/76
403D 341C03	SSTG LO Pump Mod Kit	C	
404D 253C04	Suphtr/Rot Eqpt Hp Drn Orif	C	
408D	Mod to B&W Suphtr Sprt Plates	NA	Ref: COMNAV SURFPAC Alt Summary 4/76
409D	Hardie-Tynes St Admn Valve Mod	NA	" " " " " "

R/M "D" ALTERATION SUMMARY

Alteration Ident. No.	Description	Status	Remarks
414D	Circuit FZ Switchboard Changes	A	Ref: COMNAVSURFPAC Alt Summary 4/76
418D	Dstl Plant Steam Drain Instln	A	" " " " " "
419D	Uptake Drain Piping Mod	A	" " " " " "
421D	Hdlg for Emer Spring Brg Repl	A	" " " " " "
422D 638C01	Rpl Refrd Space Drs/Frames	C	
425D 436C05	Install ECM 3 Compt Temp Mon	C	
429D 436C03	FC No. 1, 2, 3, & 4 AN/SQS-35 (V)	CPTA	
430D 530C01	Replace Water Heaters	C	
431D	Relocate Gyro Compass MG Set	NA	Ref: COMNAVSURFPAC Alt Summary 4/76
433D	Evaporator Improvements	A	" " " " " "
450D 551C15	ACC Air Rcvr Piping Mod	C	
455D	Corr MWB Keel Rest Support	NA	Ref: COMNAVSURFPAC Alt Summary 4/76
456D	Reloc Burner Lightoff Door	NA	" " " " " "
457D	FW Drain Tank TLI	A	

R/M "D" ALTERATION SUMMARY

Alteration Ident. No.	Description	Status	Remarks
461D	Lamps Inst Load Monitor	A	REF: COMNAVSURFPAC Alt Summary 4/76
462D	Main Condenser Electrical Temperature Indicator and Alarm	A	
463D 583C05	P/S Davits Winch Drums	C	
464D	Suction Seachest Baffle Improv	A	Ref: COMNAVSURFPAC Alt Summary 4/76
465D	Stm Press Rdch Sta Drn Inst	N	Ref: PERA(CRUDES) ShipAlt Completion Status
469D	Mn Cnd Recirc Conn Mod	A	Ref: COMNAVSURFPAC Alt Summary 4/76
471D	Incr Flammable Liquid Stowage	A	
473D	Anchor Chain Compressor Mod	A	
480D	Boiler Auto Cont Air Lock Mod	NA	Ref: PERA(CRUDES) ShipAlt Completion Status
481D 163C02	Mn Cond Ovbd Disch	C	
484D	Mod Blr Sh Tu'be Matl Thrd Pass	A	
489D	Steering Gear Pin Modification	A	
490D	Boiler Light-Off/Port Use Fan and Valve Modification	A	

TABLE 4-1

R/M "D" ALTERATION SUMMARY

Alteration Ident. No.	Description	Status	Remarks
493D	Prairie-Masker Atmos Vent	NA	Ref: PERA(CRUDES) ShipAlt Completion Status
500D	Repl Cplngs on Vert Fire Pump	NA	Ref: PERA(CRUDES) ShipAlt Completion Status
501D	Rmv Blr Brnr Flame Scan Assy	NA	Ref: PERA(CRUDES) ShipAlt Completion Status
502D	ACC Ladder Rigging Improvement	A	
503D	Laundry Water Heater	A	
505D	Floating Diaphr Plts Sh Hdrs	A	
506D	Instl Evaporator Feed Treatment System	A	
508D	ACC Air Supply Sys	A	
510D	Install Boiler Light-Off Fan Blade Cleaning Access	A	
511D	Reloc Mn Circ Pmp Controller	A	
512D	Line Shaft Brg Temp (Ckt 7TM)	A	
513D	Lube Oil Smpg Conn SS Dies Gen	A	
514D	Instl Port Btry Charging Unit	A	
515D	Fin Stab Mech Fin Lock Mod	NA	Ref: PERA(CRUDES) ShipAlt Completion Status

R/M "J" ALTERATION SUMMARY

Alteration Ident. No.	Description	Status	Remarks
516D	Fin Stab Mod Fin Lock	A	
517D	Imprv Fin Sft Outbd Seal Life	NA	Ref: PERA (CRUDES) ShipAlt Completion Status
518D	Imprv Fin Stab Brg Lubricator	NA	Ref: PERA (CRUDES) ShipAlt Completion Status
520D	FF-1078 Class Ships Service Diesel Generator Pyrometers	NA	Ref: PERA (CRUDES) ShipAlt Completion Status
527D	Fin Stab Hyd Oil Filtration	A	
528D	Alm for Biological Refr	A	
530D	Repl Food Waste Disposers	A	

Part 5
SARP SUPPLEMENT

This part of the End-of-BOH Material Condition Notebook identifies work issued for shipyard accomplishment subsequent to the Work Definition Conference. This information is presented in Table 5-1. Copies of the SARP and SFOMS Job Listing for USS HAROLD E. HOLT have not been included since they are available at PERA(CRUDES) and the shipyard.

TABLE 5-1. SUMMARY OF NEW WORK

SWBS	SWLIN	JCN	Data Date	Description	Scope
1631	163C02		9/77	S/A 481D, Main Condenser Lip	
1671	167A06	ER01-1572	9/77	Rpr (8) W.T. Doors	
1671	167A07		9/77	Rpr (2) W.T. Doors	
1671	169A03	WW01-0349	9/77	ASROC Access Doors	Install Security Brackets; 1-48 -2, 1-52-1
1671	169A04	WW01-0350	9/77	LCCS Access	Install Security Brackets; 1-49-1
200	200A02	EX00-Z008	9/77	Remote Valve Operators	Rpr (33). Test LAW TP253F7030060
200	253A08	EM01-0604	9/77	Engine Room Reach Rods	For L.O. Strainer Common Drain & Mn Cond Circ Valve
2211	221A30		9/77	Hydroblast Boilers	Clean Drum and Header after water Jet Cleaning by F.A. Lay Up Boiler
	221A32	EB01-1119	9/77	Desuperheater Stm Outlet Therm Bulb	Rpl Blr 1A
	221A33	EB01-1118	9/77	Desuperheater Stm Outlet Therm Bulb	Rpl Blr 1B
	221A34		9/77	Rpr Soot Blower Valves (2)	2" Globe
	221C37	EB01-0316	9/77	Class Item/26 - Boiler Shield	Inst Shield on Blr 1A rear skirt
2212	221A31	EB01-1049	9/77	Calibrate ACC Gauges	ACC Test Gauges (7); PSI Gauge (1); PSI Inches of water (1).
	221A36	EB01-1135	9/77	Rpl Feed Flow Valve	1/2" Cut Out Valve to 1A Boiler Feed Flow XMTR.
2311	231A03	EM01-0620	9/77	Calibrate HP & LP Rotor Posit Indic	
	231A04	EM01-0504	9/77	Rpr LP Turb Casing Therm Well	

SUMMARY OF NEW WORK

SMBS	SMLIN	JCN	Data Date	Description	Scope
2411	241A04	EM01-0517	9/77	Reduction Gear Covers	Rpr (2) Stbd Side Covers
2431	243A02	EM01-0627	9/77	Repack Main Shaft Stuffing Box	FR 5-107-0
2511	243A04	EM01-0606	9/77	Rpr Shaft Seal Cooling Water Sys	Fab/Install Four
2531	251A05	EM08-0355	9/77	FDB L.O. Strainer Seals	Compartment 5-67-0-E, FR 78 Stbd
	253A06	EB01-1128	9/77	Rp1 Main Stm Line Therm Well	Ppg & Valve
	253A12	EB01-1128	9/77	Rp1 Main Stm Gage Line	System Not Identified
	253A13	EM01-0621	9/77	Rpr Relief Valve	Rpr Damaged Thread Area
2541	254A04	EM08-0387	9/77	Main Air Ejector Nozzle Block	Rpr Nozzle and Strainer Flanges
2542	254A03	EM08-0367	9/77	SSTG Air Ejectors (6)	
	311A18	EM08-0394	9/77	Rp1 Therm Well, 1A SSTG Hotwell	
2543	311A20	EB01-1094	9/77	Rp1 Aux No 1 Gland Exh Fan Hose	Discharge Hose
2551	255A26	EB01-1117	9/77	Make Up Feed Manifold and Valves	Rpr
2552	255A20	EB01-1116	9/77	Main Feed Pump Relief Valves (6)	Rpr, Test & Set
2555	255A24	EM01-0613	9/77	Rpr Gland Exhaust Valves (2)	2 1/2" Gate
2557	255A22	EB01-1123	9/77	Rp1 Main Cond Pmp Suct & Disch Hose	
2561	520A01	EM01-0618	9/77	DFT - Yarway Indicators - Rpr	
2621	262A03	EB01-1053	9/77	Rp1 Monel Bolts - Mn Cond S.W. Valves	S.F. Install
				Mfr Flange Shields in Rolls	

SUMMARY OF NEW WORK

SWBS	SWLIN	JCN	Data Date	Description	Scope
3111	262A04	EX00-0010	9/77	Rpl Flange Shields	Approx 500
	311A15	EM08-0393	9/77	SSTG Steam Admission Valves (3)	Rpr
	311A21	EM08-0392	9/77	SSTG Leslie Regr & Dump Valves (3)	Rpr
	311A22	EM08-0390	9/77	SSTG Rotor Position Indicators	Calibrate
	311A23		9/77	Modify SSTG Gage Boards	Rpl Welded Valve Manifold Brackets with bolted brackets
3211	321A06		9/77	Renew Shore Power Cable	
405	405A02	OC01-0279	9/77	Antenna Radiation Patterns	
407	407A02	OC01-0276	9/77	RFI Survey	
4221	422A03	NN01-0132	9/77	Nav Light Survey	
4231	423A02	OE01-1626	9/77	Class B Ovhl AN/SRN-15	SN A1
4231	423A03		9/77	Rpl TACAN Antenna	
4411	441A09	OC01-0285 & 0286	9/77	Refurbish Fan Antennas	Transmit & Receive
4415	441A08	OE01-1621	9/77	Class B Ovhl AN/SRC-21	
4451	445A02		9/77	Rpr AN/UGC-6 (2)	
4461	446A03	OE01-1569	9/77	Class B Ovhl C-7594A/U Matrix	
4551	455A03	OE01-1652	9/77	Rpr UPA-59, SN A272	
4631	463A06		9/77	Test LAPS System	

SUMMARY OF NEW WORK

SWBS	SMLIN	JCN	Data Date	Description	Scope
4631	531A06	EM01-0547	9/77	Inst Check Valve	Sonar Dome F.W. Fill Line
4632	463A02		9/77	Rpr SQA-13 Towed Body	
	463A07	WS09-0901	9/77	Inst F.C. No 6 IVDS	
4711	471A08		9/77	Rpr Wave Guide - Active ECM	
	471A09	OM01-0089	9/77	Rpr Wave Guide AN/ULQ-6	
	471A10		9/77	Rpr Wave Guide AN/ULQ-6, Stbd	
4721	472A08		9/77	Rpr Wave Guide Passive ECM	
4811	481A03		9/77	MK 68 GFCS Cross Level Amplidyne	Load Test
4831	483A03		9/77	Rpr ASROC Launch Msl Simulator	
504	504A01	EE01-0391	9/77	Calibrate 35 Meters	
	504A02	EM01-0611	9/77	Calibrate 250 Gauges	
	504A03	EM01-0612	9/77	Calibrate 300 Thermometers	
505	550A01	EB01-1068	9/77	Mfr Strainer Bags	100
	988A07	EM01-0608	9/77	Misc Valve Repairs	
5081	508A03		9/77	E.R. Lagging	Mfr Approx 10 Lagging Pads
	535A04		9/77	Rpl Steam Kettle Lagging	
5131	512A05	EM08-0414	9/77	Aux No 1 Ventilation Survey	
5141	514A05	EA04-0664	9/77	Rpr Cooling Coil Unit 1-66-2	

SUMMARY OF NEW WORK

SWBS	SMLIN	JCN	Data Date	Description	Scope
5142	514A11		9/77	Rpr A/C Sys Regr Valve	
	514A12		9/77	Rpr A/C Sys S.W. Reducing Valve	
5261	528A03	ER01-1045	9/77	Fwd Crews Head Drains	Inst Deck Drain-Cleaning Gear Locker
5281	528A05	ER01-1573	9/77	Plumbing Drain Piping	Modify Urinal Drain Ppg
5292	529A12	EM01-0565	9/77	Class C Repair Stripping Pump	
5311	255A23	EB01-1092	9/77	Rpr Distilling Manifold Valves	6 Valve Manifold
	255A24	EM01-0613	9/77	Rpl S.W. Feed Pmp Suct & Disch Hoses	
5331	255A25	EM01-0594	9/77	F.W. Manifold and Relief Valves	Shaft Alley
5341	258A06		9/77	Rpl 150 PSI Stm Line to Purifier	
	534A10		9/77	Rpr Shore Stm Reducer	
5344	535A03		9/77	Rpr Aux Exh Cut Out Valve	
5346	540A01	EM01-0616	9/77	Contaminated Oil Funnel Drains	Mfr-Oily Waste & Waste Water Tanks
5347	540A02	EM08-0369	9/77	Various Funnel Drains	Mfr
5362	536A02		9/77	Rpr Rdr/Snr ClnG Heat Exchange	
5422	542A01	EA04-0670	9/77	Rpr JP-5 Serv & Transfer Pumps	
5515	528A04	EM08-0379	9/77	Mfr HPAC Drip Pan	
	551A18		9/77	Prairie-Masker Compr Ppg	Rpl Aux Stm Ppg #2 Compr
	551A20		9/77	Tech Assist for No 2 HPAC	

SUMMARY OF NEW WORK

SMBS	SMLIN	JCN	Data Date	Description	Scope
	551A22	EA04-0704	9/77	Renew No 2 HPAC Gauge Lines	
5551	555A11		9/77	Add'l AFFF Repairs/Updating System	
5611	561A02	EA04-0714	9/77	Stbd Steering System	Rpl Steering Pump
5661	566A06		9/77	Rpr Fin Stab Hyd Rams & Relay Units	
	566A07	EM08-0396 & 0399	9/77	Rpr Port Fin Stab Lock Assy	
5721	566A08		9/77	Rpr Port Fin Stab Yoke Assy	
5832	631A08		9/77	Rpr Package Conveyor Discrepancies	
	988A06		9/77	Test Hydrostatic Release Devices	
602	602A01	EB01-1087	9/77	Mfr Valve Lable Blanks	Approx 2000-Various Sizes
	602A02		9/77	Engrave Lable Plates	Various Per List within MH Allowed
6121	115A01	MA01-0371	9/77	Boat Handling Stanchion	Inst at MWB Handlg Sta.
6122	612A02	MA01-0519	9/77	Rpl Safety Net Frame	Flight Deck
6221	130A09	EB01-1060	9/77	Rpr Machy Space Deck Plates	Insp/Rpr/Secure
	622A03		9/77	Rpl Shaft Alley Deck Plate Framing	
6341	634A02	EB01-1041	9/77	Install Deck Filler-Passage 2-79-1,2	
6402	130A03		9/77	Repairs to Mess Decks	Install False Overhead-Crew's Lounge
6517	651A02		9/77	Replace Ice Machine	Crew's Mass
6651	665A02	EM01-0633	9/77	Preserve/Test Chain Falls	

SUMMARY OF NEW WORK

SWBS	SMLIN	JCN	Data Date	Description	Scope
7111	711A05		9/77	Gun Post Shield	Teflon Coat
7121	988A08	WG01-0445	9/77	Weight Test Ammo Basket (Dumbwaiter)	
7211	721A18		9/77	Repair Amplidynes (2)	
7222	723A02	WW01-0350	9/77	ASROC Mag Security Bars	Blow Out Patch Security
7521	988A05	See Scope	9/77	Weight Test Various Fittings	Weight Test: RAS Fittings (WS09-0893) MK 102 Slings (WW02-1097); Torp Bi-Rail Hoist (WW02-1080); Torp Handling Tray (WW02-1098); MK 106 Slings (WW02-1096); Lamps Torp Dolly (WW02-1081); 5'/54 Projectile Hoist; MK 77 Slings (WS09-0896); MK 45 Hand Lift Trucks (WW01-0346).
9804	500A01		9/77	Mfr Steel Handwheels (14)	
9825	841A01	EX00-Z002	9/77	Chapman Numbering System	Vibration Monitoring Plan

Part 6

MATERIAL CONDITION SUMMARY

6.1 INTRODUCTION

This part of the End-of-BOH Material Condition Notebook for USS HAROLD E. HOLT provides a consolidated summary of:

- a. Uncompleted/deferred work
- b. Work accomplished by the shipyard
- c. Work accomplished by IMA/ship's force
- d. Pre-Overhaul/Start Overhaul tests and inspections
- e. As-released reports of tests and inspections
- f. Related reference material.

The above information is presented on data sheets indexed to the fourth-level SWBS/SWABS identification number. These sheets identify supporting data that, in conjunction with other parts of this report, can be used to:

- a. Establish a post-BOH material condition baseline
- b. Support assessment of material condition
- c. Identify items required for updating the CSMP.

6.2 DESCRIPTION OF DATA

The post-BOH Material Condition Summary is divided into two parts, as described below.

6.2.1 Part 6A: Subsystem Data Sheets

Part 6A contains subsystem data sheets providing the following information:

- a. SWBS/SWABS Identification/BOH SARP SWLIN. The fourth-level SWBS/SWABS number as appearing in the class staging diagram, and the associated title; and the applicable SWLIN in the Baseline SARP for Baseline Overhaul of FF-1052 class ships. (Table 6A-1 at the beginning of Part 6A contains a cross-index of BOH SARP SWLINS to SWBS numbers.)
- b. Uncompleted/Deferred Work. A listing by SWLIN/JCN of repair work not completed.
- c. Shipyard Work. A listing by SWLIN of shipyard work accomplished. Related JCNs are included where applicable.

- d. IMA/Ship's Force Work. A listing of work (by JCN) accomplished by IMA and ship's force.
- e. Pre-Overhaul/Start Overhaul Tests and Inspections. A listing of POT&Is accomplished and shipyard General Purpose Reports (GPRs) showing as-found conditions. Related JCNs are referenced where applicable.
- f. As-Released Reports/Tests/Inspections. A listing of GPRs, test reports, and test memos. Copies of the majority of these reports are included in Part 6B.
- g. Related References. A listing of related references such as TRSs used, 1200-psi test procedures, SWBS/SWABS numbers having related data, etc.

6.2.2 Part 6B: Selected Test/Inspection Reports

Selected test/inspection reports generated during HOLT's BOH are reproduced in this volume. Reports are presented in SWBS order for each of the following categories; Table 6B-1 contains a listing of the reports included.

- a. Test memoranda
- b. Pearl Harbor Inspection and Verification (I&V) data
- c. Shipyard General Purpose Reports (GPRs)
- d. TRS data sheets.

6.3 PRESENTATION OF DATA

Because the documentation described in Section 6.2 is of substantial bulk, the documentation is supplied in attachments to this report. Attachment A contains sub-system data sheets, and Attachment B the selected test/inspection reports.

Part 6A
Subsystem Data Sheets

TABLE 6A-1

Cross index of BOH SARP SWLIN to SWBS group in Part 6A:

<u>SWLIN</u>	<u>SWBS</u>
111A01A	1101, 1102
114A01A	1101
123A02A	1231, 2622
123A03A	1231, 5931
161A01A	2431
161A02A	1102
161A03A	1102
163A01A	1631
165A01A	1651
221A01A	2211
221A02A	2212
231A01A	2311
241A01A	2411
241A02A	2411
243A01A	2431
243A02A	2431
243A03A	2431
244A01A	2441
244A02A	2441
244A03A	2441
245A01A	2451
251A01A	2511, 2512
253A01A	2531
254A01A	2541
254A02A	2542
254A04A	2543
255A01A	2557
255A02A	2552
255A03A	2555
255A05A	2553
255A09A	2556
255A10A	2554
255A11A	2551
255A13A	5345
256A01A	2561
256A02A	2563
256A03A	2562
259A01A	2591

TABLE 6A-1

<u>SWLIN</u>	<u>SWBS</u>
261A01A	2611
261A02A	2612
262A01A	2621, 2622, 2623, 2641
262A02A	2624
262A04A	2643
262A05A	2411
311A01A	3111
311A02A	3112
314A01A	3142
324A01A	3241, 3242
341A01A	3412, 3413, 2414
342A01A	3422, 3423, 3424, 3425, 3426, 3427, 3428
421A02A	4211
424A01A	4241
426A01A	4261
426A02A	4262
426A03A	4262
436A01A	4361, 4362
437A01A	4371, 4372
437A02A	4373
441A01A	4411
441A02A	4412
441A05A	4414
441A06A	4415
441A07A	4413
441A10A	4417
445A01A	4451
446A01A	4461
450A01A	4111
450A02A	4111
451A01A	4511
452A01A	4521
455A01A	4551
463A01A	4631
563A02A	4632
464A02A	4392
471A01A	4711
472A01A	4721

TABLE 6A-1

<u>SWLIN</u>	<u>SWBS</u>
475A01A	4751
481A01A	4811
482A01A	4821
483A01A	4831
491A01A	4911
504A01A	504, 9802
513A01A	5131
514A01A	5141, 5142
516A01A	5161
520A01A	5201
521A03A	5212
529A03A	5292
529A05A	5292
531A01A	5311
531A02A	5311
531A03A	5311
531A04A	5311
534A01A	2214, 5344
534A03A	5341
534A04A	2213
534A05A	2581, 5345, 5346, 5347
534A07A	5342
534A08A	5342
536A01A	5362
541A01A	5411
541A03A	5411
541A04A	5411
551A01A	5511
551A02A	5512, 5513
551A03A	5515
551A07A	5514, 5515
555A01A	5551, 5553
561A01A	5611
562A01A	5621
566A01A	5661
581A01A	5811
583A01A	5831, 5833
583A03A	5831, 5833
583A04A	5832
588A01A	1301

TABLE 6A-1

<u>SWLIN</u>	<u>SWBS</u>
602A01A	602
631A01A	6311, 6313, 6314, 9923
633A01A	6331
633A02A	6332
655A01A	6551
721A01A	7211
721A02A	7212
722A01A	7222
722A02A	7222
728A01A	7212
751A01A	7511
752A01A	7521
813A01A	8131, 8132, 8133, 9861
830A01A	8411, 9825
838A01A	8381, 8441
841H01A	8411, 9861
844A01A	8441, 8443
851A01A	851
853A01A	853, 8532
980A01A	9801, 8811, 8812
982A01A	9823
985A01A	985
986A01A	9861
986A02A	9821, 9862
986A03A	8442
990A01A	9822, 9824
991A01A	9911
992A01A	9921, 9922
003A01A	1001, 8531, 9931, 9932
997A01A	9971

Part 6B
Selected Test/Inspection Reports

TABLE 6B-1
INDEX OF REPORTS

1. Test Memoranda

<u>SWBS</u>	<u>Test Memo No.</u>	<u>Title</u>
1301	FF1074-600-4769325	Hangar Deck Tie-Down Fittings
1651	FF1074-412-4620948	RW Turntable Trans Padeyes
	FF1074-412-4765244	Rubber Window
2551	FF1074-208-4765246	Morph Inj Sys (T, OPNL)
	FF1074-215-4765792	Ion Exchanger Sys Control Alarm CWT Test
3111	FF1074-300-4769074	SSTG Load Test
3142	FF1074-300-4769053	400 Hz MG Test
4262	FF1074-301-4769075	MK NC-2 MOD 2A Plotter Test
4372	FF1074-401-4767103	Tank Level Indicators Test
5142	FF1074-502-4768510	75-Ton A/C Plant Operational Test
	FF1074-501-4768511	75-Ton A/C Plant Ventl Air Flow Test
5221	FF1074-506-4767482	Mag Spklr Sys Oper
5512	FF1074-513-4769374	L.P. Air Sys (S&T)
	FF1074-513-4769375	L.P. Air Sys (OPNL)
5551	FF1074-507-4765251	AFFF/F/F Sys - Helo Hangar
	FF1074-507-4769370	AFFF F/F Sys - Mach Spaces (OPNL)
5553	FF1074-507-4765247	Deep Fat Fryer Protection
5714	FF1074-528-4770699	RAS Sta (Fwd & Aft)
5831	FF1074-601-4769332	Port Boat Davit
	FF1074-601-4769333	Stbd Boat Davit
5833	FF1074-601-4769305	MWB & PERS Boat Lift Pads, Att & Slings

1. Test Memoranda (Continued)

TABLE 6B-1

<u>SWBS</u>	<u>Test Memo No.</u>	<u>Title</u>
5931	FF1074-505-4765275	Sewage CHT Sys Opnl
6111	FF1074-600-4622850	High Point Tie-Down Ftg - Test
	FF1074-601-4765248	Lifeboat Hdlg Davit Sockets
6121	FF1074-125-4769334	Non-Metallic Life Rails
6332	FF1074-600-4622357	Cathodic Protection System - Test
7121	FF1074-701-4767305	Ammo Davit & Basket (Dumbwaiter)
7221	FF1052-706-4765727	MK 13 MOD 0/1 Loader
7222	FF1074-706-4765249	ASROC Loader System
	FF1074-700-4765281	MK 99 Slings
	FF1074-706-4765283	ASROC OTSH Air Hoist
	FF1074-706-4769322	ASROC Overside Boom
	FF1074-706-4769323	MK 99 Slings
	FF1074-706-4770707	MK 45 Handlift Truck
7521	FF1074-709-4769320	Torp Overside Handling Boom
	FF1074-709-4769321	Torp Overside Handling Hoist
	FF1074-706-4770700	MK 102 Torpedo Lifting Sling
	FF1074-709-4770701	Torp BiRail Hoist
	FF1074-709-4770702	Torp Loading Tray (MK 3 MOD 0)
	FF1074-706-4770703	MK 106 Slings
	FF1074-709-4770704	Torp Dolly

2. Pearl Harbor Inspection and Verification Points Reports (PHIV)

<u>SWBS</u>	<u>PHIV No.</u>	<u>GPR No. (If Applicable)</u>	<u>Title</u>
2211	34254		Burner Barrel Assemblies
2311	34248		Mn Stm Chest Nozzle Control Valve
	34249		Mn Eng Labyrinth Seals
2511	34252	38-77-774	FDB Clearances
3112	34250	38-77-330	SSDG

3. General Purpose Reports (GPR)

<u>SWBS</u>	<u>GPR No.</u>	<u>Subject</u>
2311		
	31-77-057	Poppet Settings
	31-77-197	Pedestal Bushing Readings
	38-77-247	HP.LP Turb Journal Readings
2421	38-77-477	L.P. Turb to Reduct Gr Alignment
	38-77-478	HP Turb to Reduct Gr Alignment
2451	23-77-12	Propeller Balance Report
2511	31-77-316	FDB Aux L.O. Pmp Readings
	31-77-430	FDB Attach L.O. Pmp Oper Test Data
	31-77-431	FDB Attach L.O. Pmp Oper Test Data
	31-77-432	FDB Attach L.O. Pmp Oper Test Data
	31-77-433	FDB Attach L.O. Pmp Oper Test Data

3. General Purpose Reports (GPR) (Continued)

<u>SWBS</u>	<u>GPR No.</u>	<u>Subject</u>
2511	31-77-342	FDB Aux L.O. Pmp Oper Test Data
	31-77-343	FDB Aux L.O. Pmp Oper Test Data
	31-77-344	FDB Aux L.O. Pmp Oper Test Data
	31-77-345	FDB Aux L.O. Pmp Oper Test Data
	31-77-443	FDB Readings
	31-77-478	FDB Attach L.O. Pmp Readings
	38-77-524	FDB Alignment Data
	38-77-774	See I&V Section
2553	31-77-229	Mn Feed Booster Pmp Oper Test Data
	31-77-236	Mn Feed Booster Pmp Oper Test Data
	31-77-249	Mn Feed Booster Pmp Oper Test Data
2555	31-77-435	Mn Cond Pmp Oper Test Data
	31-77-436	Mn Cond Pmp Oper Test Data
2556	31-77-434	Aux Cond Pmp Oper Test Data
	31-77-488	Aux Cond Pmp Oper Test Data
	31-77-528	Aux Cond Pmp Oper Test Data
2562	38-77-242	Mn Circ Pmp Alignment Data
2563	31-77-096	Aux S.W. Circ Pmp Rotor Readings
	31-77-097	Aux S.W. Circ Pmp Rotor Readings
	31-77-250	Aux S.W. Circ Pmp Oper Test Data
	31-77-255	Aux S.W. Circ Pmp Oper Test Data
	31-77-256	Aux S.W. Circ Pmp Oper Test Data
2612	31-77-314	In-port F.O. Serv Pmp Oper Test Data

3. General Purpose Reports (GPR) (Continued)

<u>SWBS</u>	<u>GPR No.</u>	<u>Subject</u>
2612	31-77-373	1B F.O. Service Pump Oper Test Data
	31-77-374	1A F.O. Service Pump Oper Test Data
2623	31-77-161	Attached L.O. Pump Oper Test Data
	38-77-525	Attach L.O. Pmp Alignment Data
2624	38-77-366	Standby L.O. Pmp Alignment Data
3111	31-77-335	SSTG Aux L.O. Pmp Oper Test Data
	31-77-339	SSTG Aux L.O. Pmp Oper Test Data
	31-77-341	SSTG Aux L.O. Pmp Oper Test Data
	31-77-350	SSTG Aux L.O. Pmp Readings
	31-77-442	SSTG Throttle Valve Readings
	38-77-618	SSTG Collector Ring Readings
3112	31-77-104	SSDG Rotor Readings
	38-77-330	See I&V Section
3424	31-77-230	SSDG S.W. Circ Pmp Oper Test Data
	31-77-637	SSDG S.W. Circ Pmp Readings
4631	31-77-143	LAPS Pmps; Oper Test Data
	31-77-144	LAPS Pmps; Oper Test Data
	31-77-145	LAPS Pmps; Oper Test Data
	31-77-146	LAPS Pmps; Oper Test Data
5141	31-77-160	Chilled Wtr Pmp Oper Test Data
	31-77-338	Chilled Wtr Pmp Oper Test Data
5142	38-77-220	A/C Compr Alignment Data
	38-77-290	A/C Compr Alignment Data
5161	38-77-326	Refrig Compr Alignment Data

3. General Purpose Reports (GPR) (Continued)

<u>SWBS</u>	<u>GPR No.</u>	<u>Subject</u>
5161	38-77-331	Refrig Compr Alignment Data
5212	31-77-458	Fire Pump Oper Test Data
	31-77-505	Fire Pump Oper Test Data
	31-77-506	Fire Pump Oper Test Data
	31-77-513	Fire Pump Oper Test Data
	38-77-394	Fire Pmp Alignment Data
	38-77-443	Fire Pmp Alignment Data
	38-77-444	Fire Pmp Alignment Data
	38-77-456	Fire Pmp Alignment Data
5311	31-77-288	Dist Feed Pmp Oper Test Data
	31-77-289	Dist Feed Pmp Oper Test Data
	31-77-494	Dist Htr Drn Pmp Oper Test Data
	31-77-508	Dist Htr Drn Pmp Oper Test Data
	38-77-462	Htr Drn Pmp Coupling Data
5345	31-77-368	Cond Drn Tnk Pmp Oper Test Data
	31-77-370	Cond Drn Tnk Pmp Oper Test Data
	38-77-467	Cond Drn Tnk Pmp Alignment Data
	38-77-468	Cond Drn Tnk Pmp Alignment Data
5362	31-77-336	Rdr/Snr Cooling Pmp Oper Test Data
	31-77-337	Rdr/Snr Cooling Pmp Oper Test Data
	31-77-639	Rdr, Snr Cooling Pmp Data
5422	31-77-551	JP-5 Pmp Oper Test Data
	31-77-556	JP-5 Pmp Oper Test Data

3. General Purpose Reports (GPR) (Continued)

<u>SWBS</u>	<u>GPR No.</u>	<u>Subject</u>
5515	31-77-507	Prairie-Masker Comp Oper Test Data
	31-77-514	Prairie-Masker Comp Oper Test Data
	38-77-589	Prairie-Masker Comp Readings
	38-77-590	Prairie-Masker Comp Readings
5931	31-77-225	Sewage Transfer Pmp Oper Test
	31-77-226	Sewage Transfer Pmp Oper Test
	31-77-227	Sewage Transfer Pmp Oper Test
	31-77-228	Sewage Transfer Pmp Oper Test
6651	72-77-434	Chainfall Test Data
7212	38-76-1356	ASROC Launcher Fdn Data
9861	38-77-429	Docking Report Data

4. Technical Repair Standards

<u>SWBS</u>	<u>TRS Number</u>	<u>GPR (If Applicable)</u>	<u>Title</u>
2553	0255-086-626	31-77-248	1A Main Feed Booster Pump
		31-77-252	1B Main Feed Booster Pump
		31-77-251	1C Main Feed Booster Pump
	0255-086-627	31-77-479	1A Main Condensate Pump
		31-77-480	1B Main Condensate Pump
	0255-086-641	31-77-592	1A, 1B, 1C Aux Condensate Pumps
2562	0256-086-607	31-77-153	Main Circulating S.W. Pump
2563	0256-086-612	31-77-059	1A, 1B, 1C Aux Circ Pumps

4. Technical Repair Standards (Continued)

<u>SWBS</u>	<u>TRS Number</u>	<u>GPR (If Applicable)</u>	<u>Title</u>
2612	0261-086-608	31-77-606	1A Mn F.O. Serv Pump
		31-77-607	1B Mn F.O. Servo Pump
2623	0262-086-617	31-77-603	Attached L.O. Pump
2624	0262-086-615	31-77-604	Main L.O. Standby Pump (1A)
		31-77-605	Main L.O. Standby Pump (1B)
2643	0262-086-611	31-77-428	Lube Oil Purifier
5141	0514-086-604		#1 & #2 Chilled Water Pump Motors
5142	0514-086-604		#1 & #2 A/C Plant Compr Motors
5212	0521-086-604		, Fire Pump Motors, Nos. 1, 2, 3 & 4
5311	0531-086-621	31-77-631	#2 Distillate Pump
		31-77-632	#1 Distillate Pump
		31-77-634	#1 Distiller Feed Pump
		31-77-635	#1 Heater Drain Pump
		31-77-636	#2 Heater Drain Pump
		31-77-640	#2 Distiller Feed Pump
	0531-086-622		Distilling Plant Pump Motors
5342	0534-086-602	31-77-652	Mn Gland Seal Regulator
5345	0255-086-635	31-77-369	Cond Drain Tank Pump 1A
5515	0551-086-604	31-77-633	P.M. Cooling Sys Pump No. 2
5515	0551-086-604	31-77-638	P.M. Cooling Sys Pump No. 1
5515	0551-086-605		P.M. Cooling Sys Pump Motor #1, #2
	0551-086-606	31-77-358	#1 H.P. Air Compressor
		31-77-359	#1 H.P. Air Compressor
	0551-086-608	31-77-590	P.M. Compr & Turb