

AD-A054 487

ARINC RESEARCH CORP ANNAPOLIS MD  
DEVELOPMENT OF AIR FORCE FLIGHT SAFETY MODELS. VOLUME 5. F-4D, --ETC(U)  
OCT 75

F/G 1/2

F09603-72-A-1132

NL

UNCLASSIFIED

C54-01-1-1406-VOL-5

1 of 3  
AD  
A054487



AD A 054487

AD No. \_\_\_\_\_  
DDC FILE COPY

FOR FURTHER TRAN  
Final Report

A054486

Mar/TSP

DEVELOPMENT OF AIR FORCE  
FLIGHT SAFETY MODELS

4

Volume 5

**F-4D, F-4E, RF-4C**  
AIRCRAFT

(Includes Documentation for F-4C Model)

October 1975

DDC  
MAY 31 1978


Prepared for

SERVICE ENGINEERING DIVISION  
SAN ANTONIO AIR LOGISTICS CENTER  
Kelly Air Force Base, Texas

Under Contract F09603-72-A-1132-SA01

Publication C54-01-1-1406

**ARINC** RESEARCH CORPORATION



## **DISCLAIMER NOTICE**

**THIS DOCUMENT IS BEST QUALITY  
PRACTICABLE. THE COPY FURNISHED  
TO DDC CONTAINED A SIGNIFICANT  
NUMBER OF PAGES WHICH DO NOT  
REPRODUCE LEGIBLY.**

UNCLASSIFIED

SECURITY CLASSIFICATION OF THIS PAGE (When Data Entered)

REPORT DOCUMENTATION PAGE		READ INSTRUCTIONS BEFORE COMPLETING FORM
1. REPORT NUMBER C54-01-1-1406 ✓	2. GOVT ACCESSION NO.	3. RECIPIENT'S CATALOG NUMBER
4. TITLE (and Subtitle) DEVELOPMENT OF AIR FORCE FLIGHT SAFETY MODELS VOLUME 5		5. TYPE OF REPORT & PERIOD COVERED
		6. PERFORMING ORG. REPORT NUMBER C54-01-1-1406
7. AUTHOR(s) Not Listed		8. CONTRACT OR GRANT NUMBER(s) F09603-72-A-1132-SA01
9. PERFORMING ORGANIZATION NAME AND ADDRESS ARINC Research Corporation ✓ 2551 Riva Road Annapolis, Maryland 21401		10. PROGRAM ELEMENT, PROJECT, TASK AREA & WORK UNIT NUMBERS
11. CONTROLLING OFFICE NAME AND ADDRESS SERVICE ENGINEERING DIVISION SAN ANTONIO AIR LOGISTICS CENTER Kelly Air Force Base, Texas		12. REPORT DATE October 1975
		13. NUMBER OF PAGES 117
14. MONITORING AGENCY NAME & ADDRESS (If different from Controlling Office)		15. SECURITY CLASS. (of this report) UNCLASSIFIED
		15a. DECLASSIFICATION/DOWNGRADING SCHEDULE
16. DISTRIBUTION STATEMENT (of this Report)  UNCLASSIFIED/UNLIMITED		
17. DISTRIBUTION STATEMENT (of the abstract entered in Block 20, if different from Report)		
18. SUPPLEMENTARY NOTES		
19. KEY WORDS (Continue on reverse side if necessary and identify by block number)		
20. ABSTRACT (Continue on reverse side if necessary and identify by block number) A general description of the Flight Safety Prediction Technique, and the documentation associated with its specific application to the F-4C, F-4D, F-4E, and RF-4C aircraft, are presented.		

4

9 Final Report

6 DEVELOPMENT OF AIR FORCE FLIGHT SAFETY MODELS. Volume 5, F-4D, F-4E, RF-4C (Includes Documentation for F-4C Model).



DDC REPRINT MAY 31 1978

12 226 p.

11 Oct 1975

Prepared for SERVICE ENGINEERING DIVISION SAN ANTONIO AIR LOGISTICS CENTER Kelly Air Force Base, Texas Under Contract F09603-72-A-1132-SA01

13

ARINC RESEARCH CORPORATION

HEADQUARTERS 2551 Riva Road Annapolis, Maryland 21401

SANTA ANA BRANCH 1222 E. Normandy Place Santa Ana, California 92702

14 Publication C54-01-1-1406-VOL-5

This document has been approved for public release and sale; its distribution is unlimited.

400 247

alt

Copyright © 1975  
ARINC Research Corporation

Prepared under Contract F09603-72-A-1132-SA01,  
which grants to the U. S. Government a license  
to use any material in this publication for govern-  
ment purposes.

ABSTRACT

## ABSTRACT

A general description of the Flight Safety Prediction Technique, and the documentation associated with its specific application to the F-4C, F-4D, F-4E, and RF-4C aircraft, are presented.

ABSTRACT

ACCESSION for	
NTIS	White Section <input checked="" type="checkbox"/>
DDC	Buff Section <input type="checkbox"/>
UNANNOUNCED	<input type="checkbox"/>
JUSTIFICATION	
BY	
DISTRIBUTION/AVAILABILITY CODES	
Dist	SPECIAL
A	23

## GLOSSARY

This glossary presents general definitions of terms used in this report. The reader will find certain of these terms defined in somewhat different words in the text, depending on the context of the discussion; but the meaning will be consistent with the definitions given here.

- Criticality** - A numerical index of the significance of equipment failure history relative to aircraft safety. As an analysis parameter, it can be considered proportional to the likelihood that an item will fail and thereby cause an accident. It is the product of the failure probability and the sensitivity of an equipment item.
- Dependency** - See link dependency.
- FSPT** - Flight Safety Prediction Technique
- Flight Phases** - Discrete segments of the aircraft mission profile. For present purposes, the flight phases are defined as 1) startup and taxi, 2) takeoff, 3) climb, 4) cruise, 5) tactics, 6) cruise, 7) descend, 8) land, and 9) taxi and shutdown.
- Functional Analysis** - The determination of equipment relationships to aircraft functions performed, and the interrelationships of these functions.
- Functional Link** - The simplest form of functional relationship in which one function is dependent upon the next lower function.
- Functional Path** - The compilation of functional links, in sequence, through which a function is identified as being dependent upon another.
- Link Dependency** - The conditional probability of a dependent function failing, given that a particular function it is dependent upon has failed.
- Provisory Condition** - Operation of an aircraft in a mode or environment such that the safety-related importance of certain equipments is increased. Provisory conditions include icing, night flight, supersonic flight, etc.
- Provisory Factor** - The probability that a provisory condition exists. Also used to describe the coded notation used to indicate that a functional relationship is dependent on a particular provisory condition.
- Safety Sensitivity** - Same as "sensitivity".

**Sensitivity**

- A quantitative indication of the degree of safety degradation to be expected if a function or piece of equipment fails. The more specific terms are "functional sensitivity" or "equipment item sensitivity".

**Sensitivity Path**

- A particular sequence of functional dependencies (beginning at the top level in the hierarchical structure) through which a function or piece of equipment derives a sensitivity value. Equipment and functional sensitivity values are often derived through several such sensitivity paths.

## FOREWORD

This document is part of a 16-volume report describing the application to specific aircraft types of ARINC Research Corporation's Flight Safety Prediction Technique (FSPT). The technique was developed under previous Air Force contracts (see Appendix A). The present effort, undertaken in 1972 under Contract F09603-72-A-1132-SA01, has led to further refinement of the FSPT through its broad application to many different types of aircraft. The flight safety models generated for these aircraft are presented in individual volumes of this report as follows:

<u>Volume</u>	<u>Aircraft</u>	<u>Volume</u>	<u>Aircraft</u>
2	T-38	10	B-52G, H
3	F-111A, FB-111A	11	C-130E
4	A-7D	12	KC-135
5	F-4D, E; and RF-4C	13	C-5A
6	C-141	14	T-39
7	A-37	15	F-15
8	O-2	16	UH-1N Helicopter
9	OV-10		

Volume 16 will document the results of a feasibility study of extending the FSPT to rotary-wing aircraft.

Volume 1, an overall summary of the contractual effort, will be issued at the end of the contract period.

## CONTENTS

	<u>Page</u>
ABSTRACT . . . . .	iii
GLOSSARY . . . . .	v
FOREWORD . . . . .	vii
1. INTRODUCTION . . . . .	1-1
2. METHODOLOGY UNDERLYING FSPT . . . . .	2-1
2.1 Definition of Safe Aircraft . . . . .	2-1
2.2 Mathematical Basis of FSPT . . . . .	2-1
2.3 Sensitivity Assignments . . . . .	2-2
3. MODEL DEVELOPMENT . . . . .	3-1
3.1 Functional Analysis . . . . .	3-1
3.2 Major-Function Sensitivity Assignment . . . . .	3-2
3.2.1 Assignment Method . . . . .	3-2
3.2.2 Link Dependency Assignment . . . . .	3-5
3.2.3 Provisory Factors . . . . .	3-5
3.2.4 Computer Processing . . . . .	3-5
3.2.5 Model Maintenance . . . . .	3-7
4. F-4 MODEL DEVELOPMENT . . . . .	4-1
APPENDIX A: Historical Summary of FSPT . . . . .	A-1
APPENDIX B: Formulation of Criticality-Assessment Technique . . . . .	B-1
APPENDIX C: FSPT Documentation Methods . . . . .	C-1
APPENDIX D: FSPT Documentation of F-4 Aircraft . . . . .	D-1

## ILLUSTRATIONS AND TABLES

<u>Figure</u>		<u>Page</u>
1-1	Example of Criticality Ranking Process . . . . .	1-2
3-1	Activities and Data Inputs to Flight Safety Criticality Assessment . .	3-1
3-2	Hierarchical Structure of Aircraft Functions . . . . .	3-3
3-3	Phases of Aircraft Mission . . . . .	3-4

<u>Table</u>		
3-1	Provisory Factor Codes . . . . .	3-6
4-1	F-4D System Documentation . . . . .	4-2
4-2	F-4E System Documentation . . . . .	4-3
4-3	RF-4C System Documentation . . . . .	4-4

1

## INTRODUCTION

The Flight Safety Prediction Technique developed by ARINC Research Corporation provides for assessment of the impact on flight safety of the failure of specific items of equipment within an aircraft. In the FSPT, mathematical modeling procedures are applied for processing aircraft-equipment failure data to yield a quantified index ranking safety-related problems on the basis of their likelihood of occurrence and the resulting degradation in the aircraft's capability to fly.

The ranking factor is called "criticality", which in its simplest form is the product of the failure probability and flight-safety sensitivity of an equipment. (A more detailed definition appears in Section 2 and Appendix B.) The failure probability inputs are from basic failure-data sources, AFM 66-1 and 65-110. The sensitivity estimates are derived by the following process:

- a. Systematic analysis of aircraft functions to determine those essential to flight safety
- b. Identification of the hardware required to perform these functions
- c. Evaluation of the safety significance of the hardware in performing these essential aircraft functions.

The criticality values resulting from this approach provide a relative ranking of all malfunctions with respect to their safety significance. Figure 1-1 is a simplified example of how three equipment items would be ranked on the combined basis of their failure probability and safety sensitivity. This figure illustrates an example in which item A has the highest failure probability, but due to the low sensitivity value is ranked below item B in criticality.

The methodology has the ability to rank malfunction problems currently and continuously by their accident potential. This ranking, based on criticality assessment, can provide the basic parameters necessary for:

- a. Identifying equipment items whose failure history and application pose a threat to aircraft safety
- b. Quantifying the degree of threat associated with each equipment item
- c. Evaluating and tracking the effectiveness of modifications to the aircraft
- d. Assessing safety benefits versus the cost of proposed aircraft modifications, changes in maintenance or flight operations, or alternative aircraft designs.

In this report, Section 4 and Appendix D pertain specifically to F-4 aircraft. The remainder of the document provides support information that will make the F-4 data, and the method by which the data were obtained, more meaningful to the general reader.

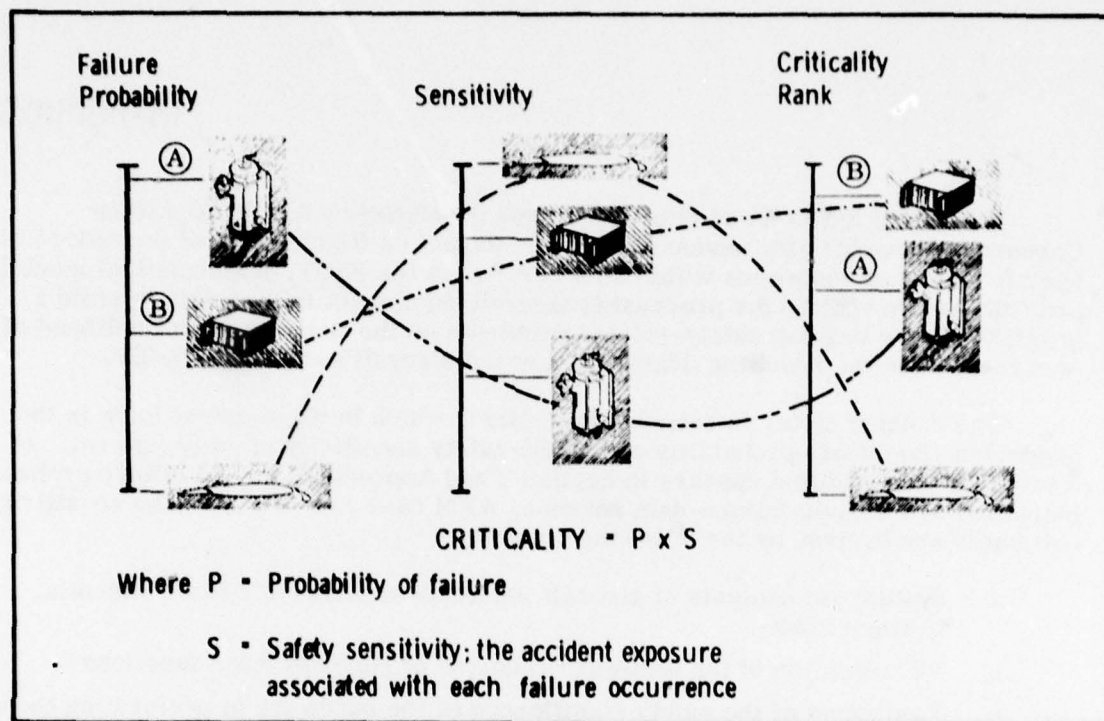


Figure 1-1. Example of Criticality Ranking Process

Section 2 presents an overview of the development and utilization of the Flight Safety Prediction Technique; Section 3 discusses the steps associated with generating a safety model for calculating the safety criticality of various equipments of an aircraft; and Section 4 describes how the safety models for the F-4 aircraft were developed. Appendix A summarizes the contractual history of the development of the FSPT; Appendix B discusses mathematical considerations underlying the technique; Appendix C discusses FSPT documentation methods; and Appendix D presents functional relationship diagrams and a listing of keypunch cards that comprise the safety model documentation for the F-4C, F-4D, F-4E, and RF-4C aircraft.

## METHODOLOGY UNDERLYING FSPT

This section discusses the basic definitions and mathematical concepts associated with the Flight Safety Prediction Technique.

### 2.1 DEFINITION OF SAFE AIRCRAFT

To develop a relative measure of aircraft safety degradation resulting from specific equipment malfunctions, it is first necessary to define a "safe" aircraft. For purposes of the FSPT assessments, an aircraft is assumed to be in a safe condition if it is operating within its prescribed performance limits. Conversely, an aircraft operating (or about to operate) outside these limits is considered to be unsafe - in a condition where property damage and personal injury may result.

The safety prediction methodology does not attempt to assess the extent of possible personal injury or aircraft damage resulting from an unsafe condition. Neither does the concept consider ejection capability, parachutes, life rafts, etc., which do not make an aircraft safer per se but provide for the survivability of the aircrew when the aircraft is unsafe. Collision is also excluded from consideration because of the complexity of the interrelationships between pilot, aircraft equipment, ground surveillance, and traffic density.

### 2.2 MATHEMATICAL BASIS OF FSPT

The probability of an accident caused by the failure of an element can be expressed as the probability of the element failing multiplied by the conditional probability that the failure of the element will cause an accident. Stated in equation form:

$$P(A, j) = P(j)P(A|j) \quad (1)$$

where

$P(A, j)$  = Probability of an accident due to failure of just the  $j^{\text{th}}$  element\*

$P(j)$  = Probability that element  $j$  fails

$P(A|j)$  = Probability of an accident given that the  $j^{\text{th}}$  element fails.

This equation reflects the basic relationships addressed in the FSPT where:

- a. The criticality of the  $j^{\text{th}}$  element is an estimate of  $P(A, j)$
- b. The sensitivity of the  $j^{\text{th}}$  element is an estimate of  $P(A|j)$

\*In this and subsequent discussions, unless otherwise stated, expressions such as "failure of the  $j^{\text{th}}$  element" should be interpreted to mean: failure of only the  $j^{\text{th}}$  element, assuming all other elements are not failed.

Because an element's effect on safety may depend on the mission phase (see Section 3.2.1), the above model can be expanded to:

$$P(A, j) = \sum_{k=1}^N P_{j,k} P(A|j, k) \quad (2)$$

where

N = Number of mission phases

$P_{j,k}$  = Probability that the  $j^{\text{th}}$  element is failed in the  $k^{\text{th}}$  phase

$P(A|j, k)$  = The  $j^{\text{th}}$  element's sensitivity in the  $k^{\text{th}}$  phase.

To identify the importance of discrete elements to aircraft safety, a flight profile consisting of nine distinct phases was defined. The phases are discussed in Section 3.2.1.

To utilize equation 2, it was necessary to develop a method for obtaining the values of  $P(A|j, k)$ , the probability that a malfunction in element  $j$  during mission phase  $k$  will result in an accident. This method in turn requires the estimation of two parameters: the probability of accident if a major function is not available during each mission phase, and the dependence of the major function on subfunctions and elements during each such phase\*. Each function and equipment item thus derives its sensitivity value from its relationship to the major function(s) dependent upon it.

### 2.3 SENSITIVITY ASSIGNMENTS

A great deal of information is available on the causes of aircraft accidents, but little exists from which to make the sensitivity assignments [ $P(A|j)$ ]. These assignments are therefore largely subjective, based on the analyst's knowledge of the system and any information he may have on previous accident history. The sensitivity assignments are reviewed (and revised as necessary) by an Air Force/contractor team working on a particular model to ensure that consistent criteria have been followed. The team review and negotiation of sensitivity assignments is the mechanism by which the value becomes sufficiently objective for use with the model. This negotiation considers all of those top level functions as a group and reassigns sensitivity values as necessary to assure that the most objective proportionality is attained for the particular aircraft model. The same major-function sensitivity values are used for major functions on all aircraft models where configuration and mission profiles permit.

The development of criticality rankings for the various elements ( $j$ 's) is dependent upon the ability to quantify the failure probability [ $P(j)$ ] and the element sensitivity [ $P(A|j)$ ] for each element. Since the intent of the concept is to provide a relative safety ranking of all malfunctions, it is not necessary to develop absolute

\*For a more detailed discussion of the mathematics of the FSPT, see Appendix B.

values for  $P(A|j)$ . If the sensitivity values developed are correct relative to each other, a proper criticality ranking will be established. It is intended that criticality be an index proportional to  $P(A, j)$  and therefore provide the same relative rank ordering of elements. The major reasons for proportionality, rather than equality, are:

- a. The FSPT does not account for the effect of extraordinary pilot intervention to prevent an accident in case of equipment malfunction.
- b. Criticality quantification was limited in its treatment of simultaneous occurrence of independent, primary failures.
- c. Operational and malfunction data yield only a proportional estimate of the required information.

While strict proportionality cannot be mathematically proven, it is believed that the criticality rankings provide reasonable relative measures of equipment problem potential.

Figure 3-1 summarizes the approach to the assessment of flight-safety criticality of aircraft equipment. The first contractor activity is the identification of all functions the aircraft is expected to perform and the determination of their inter-relationships. Next, each functional relationship is documented; and then sensitivity assignments are made at the major functional levels (below these levels, link dependency values are estimated; see discussion, Section 3.2.2). This process is carried out until each work unit code associated with a major function has been identified with respect to the function performed and dependencies have been estimated. Computer processing calculates the safety sensitivity for each work unit coded item, combines these values with the operation and failure data input by the Air Force, and produces the equipment criticality ranking.

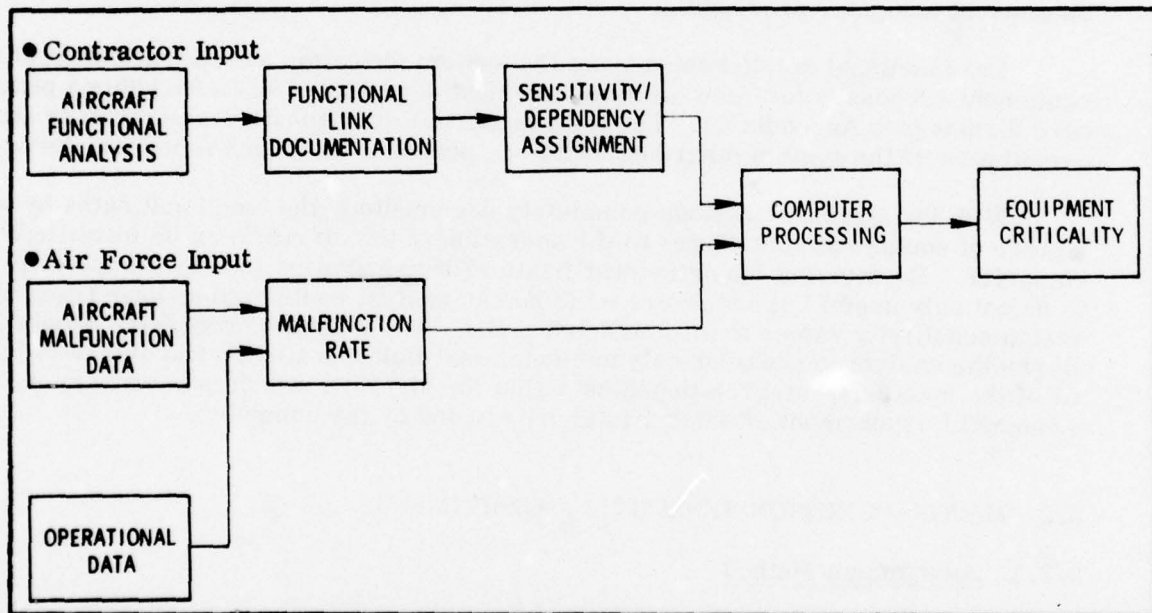


Figure 3-1. Activities and Data Inputs to Flight Safety Criticality Assessment

The steps in this process are discussed in greater detail in the following sections.

### 3.1 FUNCTIONAL ANALYSIS

Functional analysis entails the systematic identification of the relationships of hardware to the functions performed by the aircraft and documented in the aircraft technical orders. Tabulated for each aircraft function are the equipments necessary for its performance as well as all outputs required for other systems. The complexity of the functional interdependencies of an aircraft requires the use of a systematic

accounting procedure, as discussed below, to assure that all relationships have been identified and that no functional paths have been overlooked.

Certain top-level functions (comprised of both "primary" and "major" functions) have been defined as applicable to all aircraft types, and serve as the starting point for a safety analysis. Figure 3-2 lists these top level functions with the primary function of Flight Control expanded to show its typical major functions. Below the major function level, differences in aircraft types result in function identification and structuring specifically suited to each aircraft. In Figure 3-2, for instance, the major function Roll Control is subdivided into Left Roll and Right Roll, and further into aileron and spoiler actuation subfunctions. This structure is that applicable to an F-4 aircraft, in which ailerons have an extremely limited upward travel and lift is primarily lost through spoiler operation. Finally, each item in the aircraft WUC ("-06") manual is identified with respect to the function it performs.

Every function and every WUC included in the model receives an "alpha designator" unique to that aircraft model. Due to the large number of alpha designators required in a model, an indenturing system is utilized to prevent duplication. However, the location in the hierarchal structure and the number of characters in the alpha designators are often independent, since such correlation is not necessary for subsequent computer processing.

The functional relationships from the system diagram, and identification of the equipment necessary for each function, are next documented in an 80-column punch-card format (see Appendix C). The total functional diagram for the aircraft is then a compilation of the system diagrams, with one punchcard for each functional link.

With the aircraft functions completely documented, the functional paths by which a piece of equipment contributes to the operation of the aircraft can be identified by computer. Performing the path-identification/documentation task by computer proves to be not only useful but necessary - the human analyst could neither keep track of nor assign sensitivity values to all functional paths. The machine processing capability allows the analyst to consider only one functional link at a time. The ability to follow all of the functional interrelationships within the aircraft, which is necessary for meaningful assessment of safety, is then provided by the computer.

## 3.2 MAJOR-FUNCTION SENSITIVITY ASSIGNMENT

### 3.2.1 Assignment Method

As stated earlier, the sensitivity of a function or equipment item is an estimate of the probability that its failure will cause an accident. From functional analysis of the aircraft under consideration, major functions are identified and are assigned sensitivity values for each phase of the mission.

---

\*Certain WUC items in the "-06" manual may not be included in the safety model, these items being either 1) eliminated by TCTOs; 2) purely structural items in the 11000 series; 3) necessary only for survivability or ejection; 4) of lower indenture than the LRU level, where computer data screening eliminates failure reports.

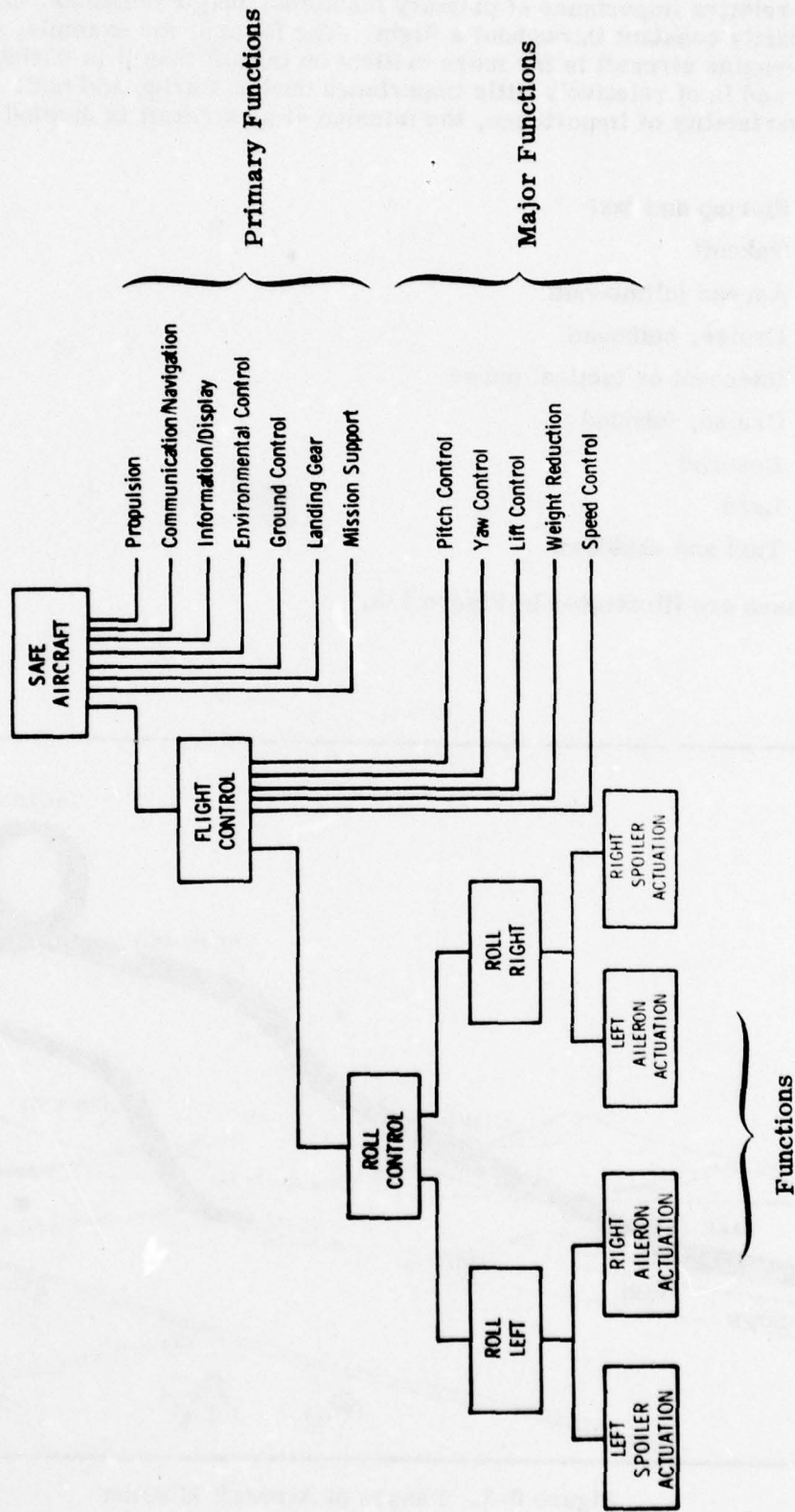


Figure 3-2. Hierarchical Structure of Aircraft Functions

The relative importance of primary functions, major functions, and functions is not necessarily constant throughout a flight. The failure, for example, of one engine of a multi-engine aircraft is far more critical on takeoff than it is during the rest of the flight, and is of relatively little importance during startup and taxi. To accommodate this variability of importance, the mission of an aircraft is divided into nine flight phases:

1. Startup and taxi
2. Takeoff
3. Ascend (climb-out)
4. Cruise, outbound
5. Intercept or tactical phase
6. Cruise, inbound
7. Descend
8. Land
9. Taxi and shutdown

These phases are illustrated in Figure 3-3.

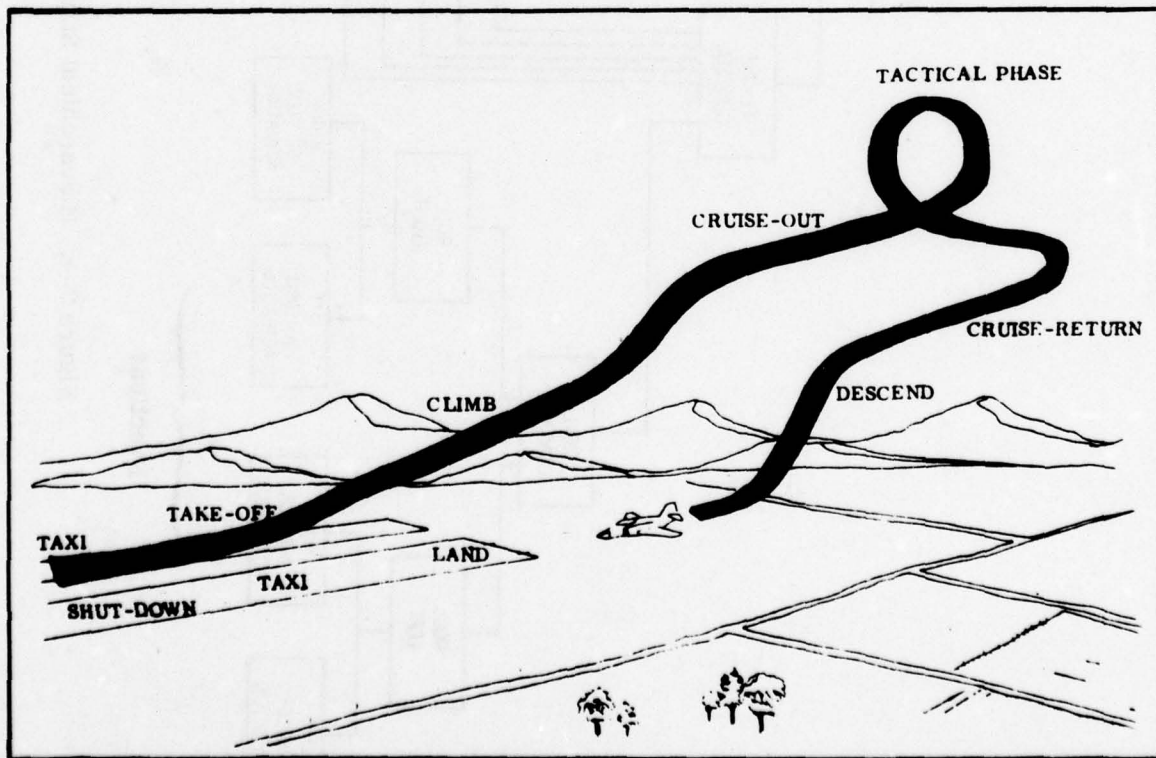


Figure 3-3. Phases of Aircraft Mission

A sensitivity value is assigned for each of the phases, and represents the best estimate of the likelihood that the aircraft will enter a hazardous mode if the function is not present in that phase. The numerical values assigned are proportional rather than absolute, and range from 0.0 to 1.0. The keypunch card format limits this assignment to increments of 0.1. Increments smaller than 0.1, when required, were assigned by defining a quasi-function for insertion between the major function and its dependent primary function.

### 3.2.2 Link Dependency Assignment

"Link dependency" is defined as the probability that the loss of a function will result in the loss of a dependent function. (For a more detailed discussion of this term, see Appendix B.) The assignment of link dependency values requires knowledge of the operation of specific aircraft because it is concerned only with functional levels below the "major" category. At this lower level, no evaluation is made of the impact on flight safety of the loss of functions. Instead, the effect of the loss of one function on the performance of another function becomes the evaluation criterion. Like sensitivities, link dependency values are assigned in increments of 0.1. Additionally, the method of attenuation used in assigning sensitivity values can also be applied to link dependencies.

### 3.2.3 Provisory Factors

The sensitivity of major functions with respect to aircraft safety, and at the lower levels the link dependency between functions, can be dependent on external influences and aircraft operating conditions. To accommodate these external influences, a set of provisory factors has been identified. An example would be a windshield anti-ice system, which has a safety sensitivity close to 1.0 during landing under icing conditions but a negligible effect on a dry, warm day.

Under such circumstances, the procedure is to assign the "worst case" value (assuming the condition exists). During model exercise the likelihood that the condition exists can be "read-in", thereby allowing the sensitivity value to be assigned by the computer based on the likelihood of the condition and the probability that the higher level function will therefore be lost. Table 3-1 lists the standard provisory factors used in FSPT models.

### 3.2.4 Computer Processing

Documentation of a flight safety analysis by ARINC Research thus consists of functional diagrams, coded functional tabulations, a functional data processing card deck, and a machine-prepared printout of the card deck data. Under this contract, the documentation is then sent to San Antonio Air Logistics Center for review by MMER personnel and representatives of the Air Logistics Center responsible for the particular aircraft (if other than SA/ALC).

SA/ALC processes the functional data card deck utilizing a number of computerized operations. First, a functional deck edit is accomplished to identify certain format or logic errors that may exist. Next, a path identification/documentation run is made that traces all possible paths associated with each function and calculates the numerical sensitivities by flight phase down to the WUC level. Then, a path combination run is made taking into account the dependence of more than one major function on a particular WUC. Finally, failure information from the 66-1 data system and numerical factors for provisory conditions are input and a WUC criticality list by rank order is generated by the computer.

**TABLE 3-1. PROVISORY FACTOR CODES**

Code	Provisory Condition
A	Icing conditions
B	Adverse speed/altitude operations
C	Runway stopping distance/confined area (Helicopter)
D	Night operation
E	IFR conditions
F	Supersonic flight
G	Rain
H	Solo flight
I	Loss of function for which indication is provided
K	Normal system failed
T	Flame-out
X	Fire
Y	Cold weather
2	One of three available units is required
3	Two of three available units are required
4	One of four available units is required
5	Two of four available units are required
6	Three of four available units are required
8	Four of eight available units are required

An additional product generated by the computer is a two-part criticality trend analysis. Part I contains the criticality rankings and linear regression analysis by WUC for the previous 12 months. Part II contains plots of the criticalities and regression lines for the 25 WUCs top-ranked according to safety criticality.

### 3.2.5 Model Maintenance

Each time an aircraft type for which a safety model has been developed undergoes a modification, the effects of the changes on the model must be evaluated. Technical order and WUC revisions must be incorporated into the model. Removal of existing hardware, the installation of new hardware, or design improvements may change link dependencies and sensitivity assignments. The update procedure should follow the same general steps as outlined for the initial analysis effort.

Existing block diagrams and a printout of the functional card deck form the baseline for change identification. Functional relationships should be reviewed to determine the impact of changes on the documented safety analysis. Diagrams should be revised to reflect functional differences, WUC changes should be noted, and all differences listed on a flight-safety functional tabulation sheet. The functional deck printout can be used for manual indication of what the changes are and where they occur. New data cards are prepared and the functional deck updated by the removal of obsolete cards and the insertion of new cards. From this point on, the computer is again utilized to edit the functional deck, perform path identification/documentation, and calculate sensitivities for each WUC.

Block diagrams and other affected portions of the specific aircraft safety analysis report should be updated and revised pages issued that reflect these changes. Maintaining an accurate and updated model is important to obtaining an accurate assessment of the safety significance of hardware failures.

## F-4 MODEL DEVELOPMENT

The FSPT models for the F-4 aircraft have been developed under two contracts. The first contract (F41608-71-C-0576) covered the F-4C aircraft and was completed in June 1971. Results of this effort are documented in ARINC Research publication 697-01-1-1118.

The second (present) contract applies to the F-4D, F-4E and RF-4C aircraft. Model development on these aircraft was initiated in August 1973, and the completed documentation was submitted to SA/ALC for computer edit in February 1974.

While there was no requirement to rework the F-4C model under this contract, some changes were made to update the model to the latest work unit code manual (T.O. 1F-4C-06, dated 1 July 1973), and to incorporate some improved modeling techniques developed subsequent to the F-4C modeling effort. Appendix D of this publication includes the documentation for all four of the subject F-4 models.

The aircraft flight manual and maintenance technical orders provided the information on aircraft system operation. The models developed represent the F-4 aircraft configured to the latest time compliance technical orders documented in the manuals supplied by SA/ALC. Tables 4-1 through 4-3 list the manuals and their revision status applicable to the developed models.

The F-4 safety models were developed by ARINC Research for all systems except the landing gear. The landing gear diagram and functional documentation cards were produced by MMER/OO/ALC (Ogden Air Logistics Center), and interface documentation for the landing gear was a joint effort by OO/ALC and ARINC Research.

Because of the vulnerability of the functional logic/sensitivity documentation to such errors as omission of links, duplication of cards, and keypunching, quality reviews were conducted at various critical points in the model development. In addition to keypunch verification, each card was checked against the functional link shown on the original rough draft and the final functional diagram and the diagrammed link was checked off. Missing or duplicated functional links were thus identified. Work unit codes used in the model were checked off against the WUC manual to assure completeness.

The quality reviews were first conducted by the organizations responsible for the subsystems prior to merging and computer verification of the respective aircraft decks by SA/ALC. Following the merging of the Air Force/ARINC Research decks and computer verification at SA/ALC, a second quality review was performed by ARINC Research and the OO/ALC. Finally, the first criticality printout obtained from application of actual aircraft data was reviewed to identify any items whose sensitivity appeared to be unreasonable. In such cases the paths were traced manually and changes made if an erroneous relationship was found.

Appendix C presents the methods and standards used in documenting an FSPT aircraft model. Appendix D presents the FSPT documentation for the four versions of the F-4 aircraft which covers both the OO/ALC and ARINC Research portion of the models.

TABLE 4-1. F-4D SYSTEM DOCUMENTATION

Publication No.	Title	Revision/Date
1F-4C-1	Flight Manual	Change 4, 7 Aug 1973
1F-4D-2-1	Aircraft General	Change 1, 1 Sept 1972
1F-4D-2-2	Ground Handling, Servicing, and Airframe Maintenance	Change 3, 1 May 1973
1F-4D-2-4	Flight Control Systems	Change 5, 1 May 1973
1F-4D-2-5	Landing Gear and Related Systems	Change 2, 1 April 1973
1F-4D-2-6	Pneudraulic Systems	Change 4, 1 April 1973
1F-4D-2-7	Utility Systems	Change 4, 1 May 1973
1F-4D-2-8	Power Plant	Change 3, 1 June 1973
1F-4D-2-9	Air Induction Systems	Change 2, 1 April 1973
1F-4D-2-10	Fuel Systems	Change 4, 1 May 1973
1F-4D-2-11	Instrument Systems	Change 3, 1 May 1973
1F-4D-2-12	Air Data Computer Set	Change 4, 1 May 1973
1F-4D-2-13	Electrical Systems	Change 3, 1 May 1973
1F-4D-2-14	Integrated Electronic Central, Radar Altimeter, Radar Beacon System, Speech Security System	Change 1, 1 Feb 1973
1F-4D-2-15	Navigation Systems	Change 2, 1 Feb 1973
1F-4D-2-16	Automatic Flight Control System	Change 3, 15 April 1973
1F-4D-2-17	Avionics Navigation Instrument Systems	Change 4, 1 Feb 1973
1F-4D-2-18	Armament System	Change 1, 1 Dec 1972
1F-4D-2-22	Systems Integration	Change 2, 1 Oct 1972
1F-4D-2-23	Wiring Diagrams	Change 19, 1 April 1973
1F-4D-2-31	Coin System and Related Equipment	Basic, 1 April 1971
1F-4D-06	Work Unit Code Manual	Change 1, 1 Jan 1973

TABLE 4-2. F-4E SYSTEM DOCUMENTATION

Publication No.	Title	Revision/Date
1F-4C-1	Flight Manual	Change 4, 7 Aug 1973
1F-4E-2-1	Aircraft General	Change 2, 1 April 1973
1F-4E-2-2	Ground Handling, Servicing, and Airframe Maintenance	Change 2, 1 Feb 1972
1F-4E-2-3	Seat and Canopy Systems	Change 1, 15 Jan 1973
1F-4E-2-4	Flight Control Systems	Change 2, 15 Jan 1973
1F-4E-2-5	Landing Gear and Related Systems	Change 4, 15 Mar 1973
1F-4E-2-6	Pneudraulic Systems	Change 2, 1 Dec 1972
1F-4E-2-7	Utility Systems	Change 4, 15 Mar 1973
1F-4E-2-8	Power Plant	Change 2, 15 Feb 1973
1F-4E-2-9	Air Induction Systems	Change 3, 15 Mar 1973
1F-4E-2-10	Fuel Systems	Change 3, 1 Feb 1973
1F-4E-2-11	Instrument Systems	Change 4, 15 Mar 1973
1F-4E-2-12	Air Data Computer Set, Altitude Encoder Unit and Associated Pitot Static and Avionic Instruments	Change 4, 1 April 1973
1F-4E-2-13	Electrical Systems	Change 5, 1 April 1973
1F-4E-2-14	Integrated Electronic Central, Radar Altimeter, Radar Beacon System, Speech Security System, Target Identification System Electro-Optical (TISEO)	Change 4, 1 May 1973
1F-4E-2-15	Navigation Systems	Change 2, 15 Feb 1973
1F-4E-2-16	Automatic Flight Control System	Change 5, 1 May 1973
1F-4E-2-17	Avionics Navigation Instrument Systems	Change 6, 15 Mar 1973
1F-4E-2-18	Armament Systems	Change 2, 15 Nov 1972
1F-4E-2-22	Systems Integration	Change 2, 1 April 1973
1F-4E-06	Work Unit Code Manual	Change 1, 1 Jan 1973

TABLE 4-3. RF-4C SYSTEM DOCUMENTATION (Sheet 1 of 2)

Publication No.	Title	Revision/Date
1F-4(R)C-1	Flight Manual	Change 2, 26 Feb 1973
1F-4(R)C-1-1	Performance Data Manual	Change 9, 15 Aug 1972
1F-4(R)C-2-1	Aircraft General	Change 1, 15 Oct 1972
1F-4(R)C-2-2	Ground Handling, Servicing, and Airframe Maintenance	Change 2, 1 Mar 1973
1F-4(R)C-2-3	Seat and Canopy Systems	Change 1, 15 Jan 1973
1F-4(R)C-2-4	Flight Control Systems	Change 3, 15 Mar 1973
1F-4(R)C-2-5	Landing Gear and Related Systems	Change 4, 15 Mar 1973
1F-4(R)C-2-6	Pneudraulic Systems	Change 4, 15 April 1973
1F-4(R)C-2-7	Utility Systems	Change 5, 15 Mar 1973
1F-4(R)C-2-8	Power Plant	Change 4, 1 May 1973
1F-4(R)C-2-9	Air Induction Systems	Change 2, 15 Mar 1973
1F-4(R)C-2-10	Fuel Systems	Change 2, 15 Feb 1973
1F-4(R)C-2-11	Instrument Systems	Change 5, 15 Mar 1973
1F-4(R)C-2-12	Air Data Computer Set, Altitude Encoder Unit and Associated Pitot Static and Avionic Instruments	Change 5, 15 Mar 1973
1F-4(R)C-2-13	Electrical Systems	Change 3, 15 Feb 1973
1F-4(R)C-2-15	Navigation Systems	Change 3, 15 Feb 1973
1F-4(R)C-2-16	Automatic Flight Control System	Change 4, 15 Mar 1973
1F-4(R)C-2-17	Avionics Navigation Instrument Systems	Change 3, 15 Dec 1972
1F-4(R)C-2-18	Armament Systems	Change 1, 1 Mar 1973
1F-4(R)C-2-22	Systems Integration	Change 2, 1 Jan 1973
1F-4(R)C-2-25	Forward Looking Radar and Electronic Altimeter Systems	Change 1, 1 Nov 1972
1F-4(R)C-2-26	Radar Mapping System	Change 2, 1 May 1973

TABLE 4-3. (Sheet 2 of 2)

Publication No.	Title	Revision/Date
1F-4(R)C-2-27	Photographic Reconnaissance and Data Display Systems	Change 1, 15 Mar 1973
1F-4(R)C-2-31	HF Radio and Sound Recorder Systems	Change 2, 1 April 1973
1F-4(R)C-06	Work Unit Code Manual	Change 1, 1 Jan 1973

APPENDIX A  
HISTORICAL SUMMARY OF FSPT

## HISTORICAL SUMMARY OF FSPT

In 1965, the desirability and practicability of quantifying the significance of specific equipment malfunctions relative to flight safety was explored in a feasibility study conducted by ARINC Research Corporation for the Air Force. The feasibility of a safety-quantification approach, which has subsequently become known as Flight Safety Prediction Technique (FSPT), was demonstrated; and the method was developed and refined in a series of studies, as follows:

<u>Study Phase</u>	<u>Subject/Date</u>	<u>Sponsor*/Publication No.</u>
I	Feasibility Study, September 1965 to June 1967 (Phase I)	Sacramento Air Materiel Area (SMNE), Contract AF09(603)62335, SM-67-2; publication 705-01-1-777
II-A	Technique Development, October 1967 to July 1968 (Phase II-A)	San Antonio Air Materiel Area (SANEW), Contract AF09(603)-67-A-0267-SA01; publication 734-01-1-895
II-B	Technique Development, July 1968 to July 1969 (Phase II-B)	San Antonio Air Materiel Area (SANEW), Contract F09(603)-68-A-0317-SA01; publication 754-01-1-985 (Revision 1)
	FSPT System Documentation for the F-4C and T-37 Aircraft, October 1970 to June 1971	San Antonio Air Materiel Area (MMER) Contract F41608-71-C-0576; publication 697-01-1-1118

In the Phase II-B study, the FSPT was applied to the F-106 aircraft. Concurrent with Phase II-B, the U. S. Naval Safety Center contracted ARINC Research to extend the methodology to produce a flight safety criticality model for the F-4J aircraft. The results of this effort are documented in ARINC Research Publication 753-01-3-982 (Revision 1).

In 1970, ARINC Research was contracted to develop suitable input data to permit the application of the technique to the T-37 and F-4C aircraft. These data were derived in the form of mathematical model functional documentation as input to the basic computer program developed and applied to the F-106.

In 1972, ARINC Research Corporation was awarded a contract, with the subsequent modifications in 1973 and 1974, to apply the Flight Safety Prediction Technique to 15 aircraft, working jointly with cognizant Air Logistics Centers. Aircraft to which the FSPT has been applied under this latter contract (F09603-72-A-1132-SA01) include:

- a. T-38
- b. F-111A and FB-111A

\*The office symbols of Service Engineering at the Sacramento and San Antonio Air Materiel Areas are now SM/ALC/MME and SA/ALC/MME, respectively.

- c. A-7D
- d. F-4D, E; RF-4C
- e. C-141
- f. A-37
- g. O-2
- h. OV-10
- i. B-52G, H
- j. C-130E
- k. KC-135
- l. C-5A
- m. T-39
- n. F-15
- o. UH-1N Helicopter\*

\*Feasibility study of adaptation of FSPT to rotary-wing aircraft.

APPENDIX B  
FORMULATION OF CRITICALITY-ASSESSMENT TECHNIQUE

## FORMULATION OF CRITICALITY-ASSESSMENT TECHNIQUE

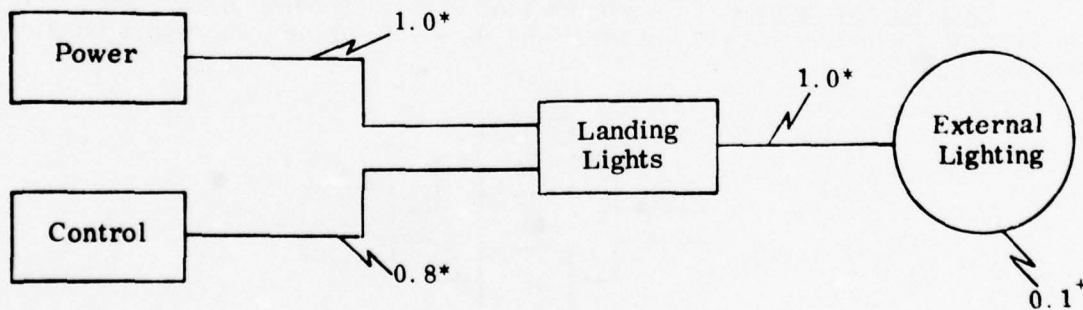
To implement the basic safety model defined in Section 2.2, it is necessary to develop a submodel for the probability that a malfunction in element  $j$  during mission phase  $k$  will result in an accident. This submodel in turn requires that we estimate two parameters: the probability of accident if a major function is not available during each mission phase, and the dependence of the major function on element  $j$  during each mission phase.

The first parameter is termed "functional sensitivity" and is estimated for each major function. The functional analysis performed in this task established for an aircraft the following hierarchal scheme:

- Aircraft
- Primary functions
- Major functions
- Function
- Elements (Work Unit Codes)

A primary function would be one such as Flight Control. Major functions under Flight Control would include Pitch Control and Yaw Control.

The second parameter, "link dependency," is a vehicle for showing the influence of each functional-path element on the performance of a major function. For example, if the major function being considered is External Lighting, the following diagram illustrates the nature of functional sensitivity and link dependency values.




\*Link dependencies  
+Functional sensitivity

The 0.8 value means that failure of the Control function will result in loss of the Landing Light function 80% of the time. The 0.1 functional sensitivity value denotes that loss of external lighting will result in an accident 10% of the time. The values must be interpreted in a proportional sense, in that the actual accident probability is dependent upon external factors (see Section 3.2.3).

The remainder of this appendix discusses the procedures and model used to obtain element sensitivities; e. g., in the above example, the accident probability given that a Work Unit Code in the Control function malfunctions.

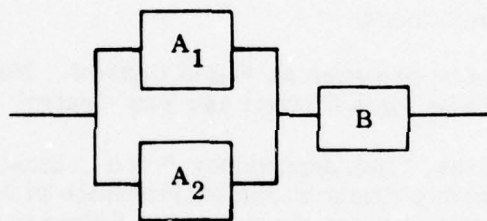
Three principal types of functional relationship--series, redundant, and parallel--were identified as representing the major forms to consider in modeling element sensitivity.

**Series Relationship** - A function having only one input. Schematically,



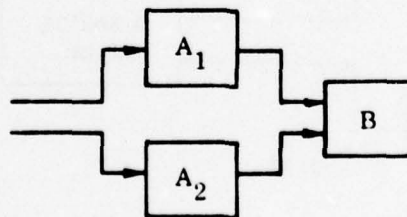
which indicates that outside of its own elements, the success of function B is only affected by the success of function A.

**Functional Redundancy** - A function having one or more backup functions that can provide the required inputs to successor functions. Schematically,



where  $A_1$  and  $A_2$  represent a functional redundancy in that either may provide the necessary input to B.

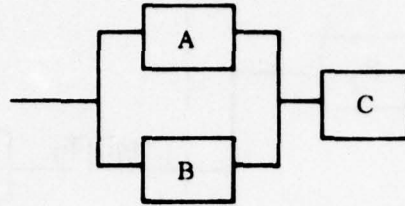
**Parallel Functions** - Two or more functions independent of each other in terms of functional success, but each of which may be required for a successor function. Schematically,



B will generally require both  $A_1$  and  $A_2$ ; but  $A_1$  does not depend on  $A_2$ , nor does  $A_2$  depend on  $A_1$ .

In some cases the distinction between functional redundancy and parallel paths is very slight, and may depend on mission phase. For example the four engines of a plane can be considered to be a redundant configuration providing inputs to the primary propulsion function during cruising, but would generally be considered to be parallel functions during takeoffs requiring full power.

In general, given a schematic relationship of the form,




we can say that A and B are in a functionally redundant configuration if the success probability of C is the same if 1) A and B are successful, 2) A only is successful, or 3) B only is successful. If, for example, C is more likely to be successful if both A and B are successful, rather than A or B alone, then the relationship is one of parallel paths.

It is noted that the model will also account for element redundancy and parallel elements through inputs such as  $P(\bar{A}|i_a)$ , representing the probability that the A<sup>th</sup> function fails given that the  $i_a$ <sup>th</sup> element in A has failed. If  $i_a$  is a parallel element, the probability would depend on mission requirements and other parallel-element states.

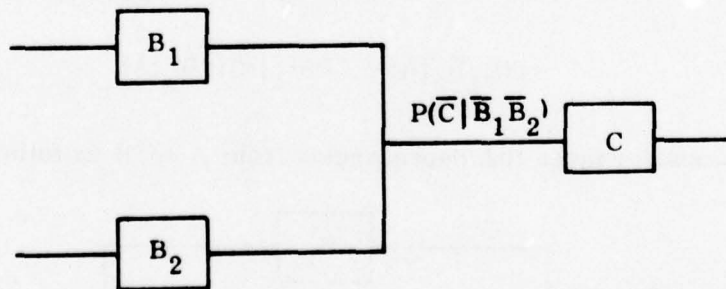
Link dependency is the conditional probability of a functional failure, given the failure of immediate predecessor functions. The link dependencies applicable to the three basic designs defined above are shown below.

Series Relationship

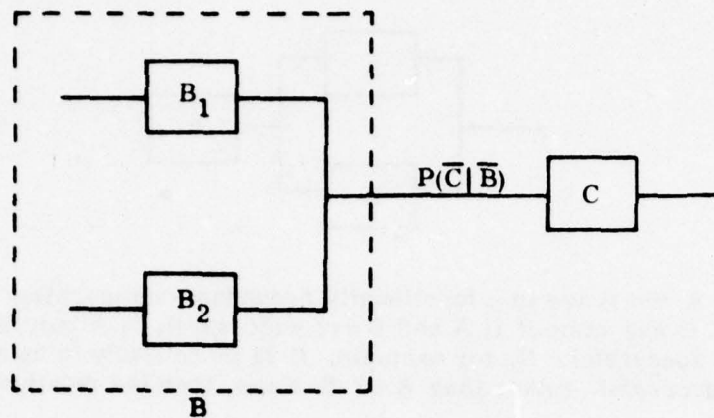


Link dependency =  $P(\bar{B}|\bar{A})$  = probability that B fails given that A fails.

Functional Redundancy

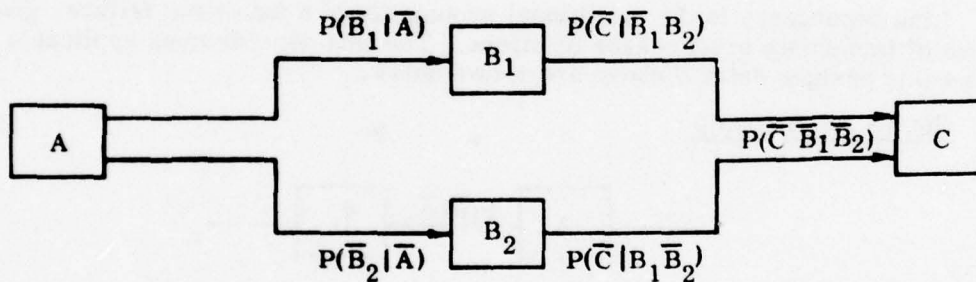


equivalent to



where  $\bar{B} = \bar{B}_1\bar{B}_2$

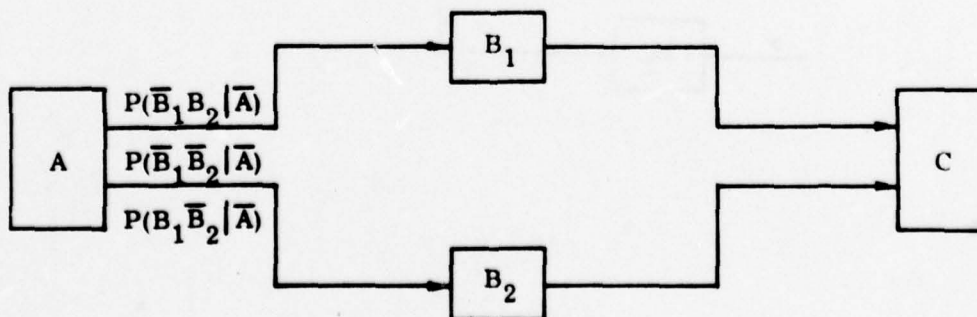
Parallel Functions



We shall generally assume that the dependencies of  $B_1$  with respect to  $A$ , and of  $B_2$  with respect to  $A$ , are independent of each other, so that

$$P(\bar{B}_1\bar{B}_2|\bar{A}) = P(\bar{B}_1|\bar{A})P(\bar{B}_2|\bar{A})$$

We then can consider three link dependencies from  $A$  to  $B$  as follows:



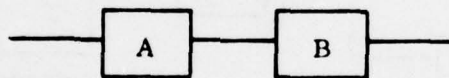
noting that

$$P(\bar{B}_1|\bar{A}) = P(\bar{B}_1 B_2|\bar{A}) + P(\bar{B}_1 \bar{B}_2|\bar{A})$$

$$P(\bar{B}_2|\bar{A}) = P(B_1 \bar{B}_2|\bar{A}) + P(\bar{B}_1 \bar{B}_2|\bar{A})$$

Models are shown below for determining the sensitivity of elements within a function for each of the three basic designs. The following basic assumptions apply:

- a. Except for cases where an element has a redundant or parallel counterpart or is located in a function with a redundant or parallel function, only the element under consideration shall be assumed to have failed initially. Thus the expression  $P(A|i_a)$ , representing the accident probability given failure of the  $i^{\text{th}}$  Work Unit Code element, is based on the assumption that no other element has failed unless element  $i$  is in some redundant or parallel configuration. For cases in which there are redundant or parallel counterparts, failures of such counterpart elements or functions are considered in accordance with their occurrence probabilities.
- b. The success of all immediate predecessors ensures the success of a function, provided that the function experiences no element failures. Thus for the series function relationship



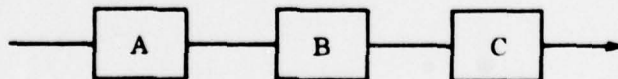
we assume

$$P(\bar{B}|A) = 0,$$

provided B experiences no element failures. If an element in function A is under consideration, the latter provision is always true by assumption "a."

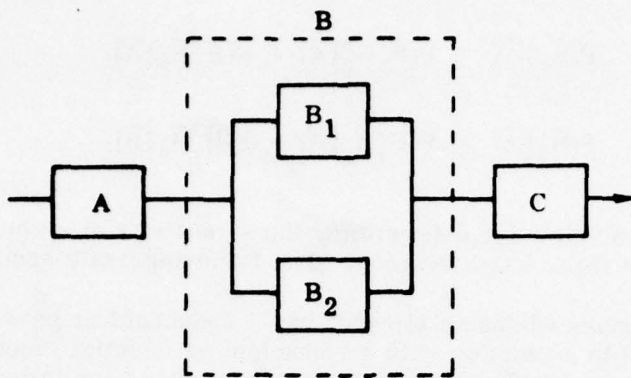
The element sensitivity models are:

Series Relationship



$$P(A|i_a) = P(\bar{A}|i_a)P(\bar{B}|\bar{A})P(\bar{C}|\bar{B})P(A|\bar{C})$$

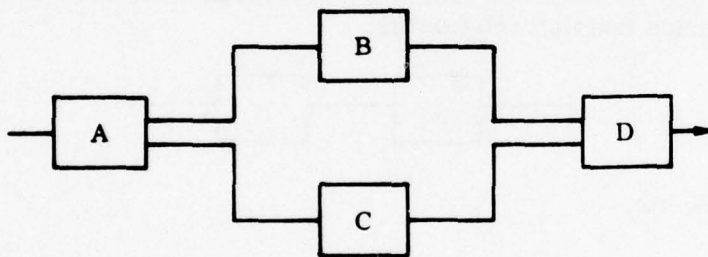
Functional Redundancy



$$P(\mathcal{A}|i_a) = P(\bar{A}|i_a)P(\bar{B}|\bar{A})P(\bar{C}|\bar{B})P(\mathcal{A}|\bar{C})$$

$$P(\mathcal{A}|i_{b1}) = P(\bar{B}_1|i_{b1})P(\bar{B}_2)P(\bar{C}|\bar{B})P(\mathcal{A}|\bar{C})$$

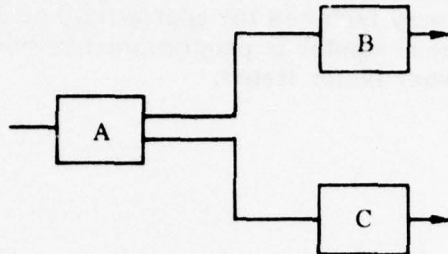
Parallel Functions



$$P(\mathcal{A}|i_a) = P(\bar{A}|i_a) \{ P(\bar{B}C|\bar{A})P(\bar{D}|\bar{B}C) + P(B\bar{C}|\bar{A})P(\bar{D}|\bar{B}C) \\ + P(\bar{B}\bar{C}|\bar{A})P(\bar{D}|\bar{B}\bar{C}) \} P(\mathcal{A}|\bar{D})$$

$$P(\mathcal{A}|i_b) = P(\bar{B}|i_b) \{ P(\bar{C}|i_b)P(\bar{D}|\bar{B}\bar{C}) + P(C|i_b)P(\bar{D}|\bar{B}C) \} P(\mathcal{A}|\bar{D})$$

A case not explicitly included in the above three basic functional relationships is one for which a function is in two paths, e.g.,



then

$$P(A|i_a) = P(\bar{C}|i_a)P(B|i_a)P(A|\bar{C}B) + P(C|i_a)P(\bar{B}|i_a)P(A|C\bar{B}) \\ + P(\bar{C}|i_a)P(\bar{B}|i_a)\{1 - P(\bar{A}|\bar{C})P(\bar{A}|\bar{B})\}$$

where it is assumed that the effects of loss of the major functions in accident occurrence are independent of each other.

#### Use of Numerical Provisory Factors for Partially Redundant Systems

The numerical provisory factors (see Table 3-1) are used where more than two identical functions are involved in a redundancy. For example, aircraft with more than two engines often have identical and independent systems for hydraulic pressurization, and for electrical power generation, one driven by each engine. If the aircraft can be operated safely with one or more of such systems in a failed state, one of the numeric codes is utilized in assigning link dependency values. Consider, for example, the following:

If  $N$  identical and independent units\* are available and at least  $M$  are required for safe operation, where  $0 < M < N$ , then the provisory factor of a given unit, say  $U_j$ , is the probability that the failure of  $U_j$  will cause the aircraft to enter an unsafe state. This is the probability that exactly  $M-1$  of the remaining  $N-1$  units will be in an unfailed state. This probability can be calculated by the formula for the binomial distribution, and is given by

$$P(U_j) = \binom{N-1}{M-1} p^{(M-1)} q^{(N-M)}$$

where  $P(U_j)$  = probability that failure of the  $j^{\text{th}}$  unit will cause the aircraft to enter an unsafe state, and

$M$  = Number of units required

$N$  = Number of units available

$p$  = Probability that a single unit will be in an unfailed state

$q$  = Probability that a single unit will be in a failed state or  $(1-p)$

\*Units may be either elements, element assemblies, or functions.

Assignment of link dependencies to  $N$  identical and independent units of which only  $M$  are required proceeds as follows. The value assigned to each unit is the dependency of the higher level function on receiving an output from  $M$  of the units (usually 1.0). The provisory factor is the appropriate numeric code. In the evaluation of the path sensitivity, the computer is programmed to select the binomial formula that corresponds to the provisory factor listed.

APPENDIX C  
FSPT DOCUMENTATION METHODS

## FSPT DOCUMENTATION METHODS

Because of the extreme complexity of aircraft, it is necessary to develop a computerized method to identify and document all possible paths associated with each function as well as to determine the safety sensitivity associated with each path. A computer routine has been devised that takes the data from the functional card deck and traces and documents all paths. For each WUC, it also computes the flight-phase sensitivities for each path in which the WUC is present. The resulting computer printout provides a combined functional path sensitivity.

### C.1 ALPHA CODING

As each system of the aircraft is functionally diagrammed, the functional blocks are assigned an "alpha code". This code aids the analyst in the bookkeeping tasks of functional diagramming and provides the computer with an identification of the elements to be processed. For standardization among aircraft, nine top-level functions have been defined and each has been assigned an initial or first-alpha designator. Each block in the functional diagram carries the same initial alpha as the top level function. Subsequent letters added to the initial alpha uniquely identify each block.

The only restrictions placed on the assignment of alpha codes are that:

- a. All characters in a code must be a letter of the alphabet, and
- b. The maximum number of characters in one code is seven.

### C.2 ALPHA CODING AND COMPUTER PROGRAM COMPATIBILITY

Additional rules for alpha coding required to obtain the desired results from computer processing include:

- a. When a WUC item operates in the same mode to perform more than one function, the same alpha code is used in each application.
- b. When a WUC item operates in a different mode to perform each of more than one function, a different alpha designator is assigned for each operating mode.

### C.3 FUNCTIONAL TABULATION

The "Flight Safety Functional Tabulation" sheet is used to code the safety model for keypunching. The sheets are coded as follows (refer to Figure C-1) for an example).

- a. Columns 1 through 3. Used to identify the aircraft represented by the model. For certain aircraft modeled under this contract more than one model - designation series MDS - was included. For instance, a single functional deck was created for four MDSs of the F-4 aircraft. Cards with "F4~~ø~~"\* in columns 1-3 were common to all aircraft. For example,

\*~~ø~~ = blank



when these cards are combined with those carrying "F4E" in columns 1-3, then it produces an F-4E FSPT model deck.

- b. Columns 4 through 31. Contain the title of the function or the WUC item.
- c. Columns 32 through 36. Contain the left-justified WUC number.
- d. Columns 37 and 38. Blank
- e. Columns 39 through 46. Contain the assigned alpha designator for the function and/or the WUC. Column 39 contains either an L or an R, or is blank. The L and R designate left and right for those instances when the function and/or WUC pertains to the left or right side of the aircraft.
- f. Columns 47 and 48. Blank.
- g. Columns 49 through 55. Normally left blank, but are used after a deck is operational to substitute the data on a card for that stored in the computer by punching the line record number in this field.
- h. Columns 56 through 63. Identify the dependent functions for either the function or specific WUCs being coded. Column 56 may contain L, R or blank for the same purpose as that of column 39.
- i. Column 64. Contains the alphanumeric code of the "provisory factor" applicable to the link value assigned.
- j. Columns 65 through 69. Contain the alpha designator of a function that is an alternate for the function being coded. (Column 65 is used for "L" or "R" as in Column 39.) The presence of the "alternate alpha" flags the importance of the link dependency as being affected by the success probability of the alternate function.
- k. Column 70. Contains the work unit code dependency value (1 = 0.10; 2 = 0.20; ....A = 1.0). This value is applicable to all flight phases.
- l. Column 71. Contains special instructions to the computer through the use of letters F, S, or being blank. Cards with an "S" or "blank" in column 71 are used in sensitivity computations. Cards with an "F" document a functional relationships which, although present in the system, would produce an erroneous sensitivity value when combined with other nonindependent paths (having the same function in common at some higher level). The "F" prevents the computer from including the link in the sensitivity calculations.
- m. Columns 72 through 80. Contain functional dependencies for each of nine flight phases as described in Section 3.2.1 of the text. Coding is the same as for column 70.

#### C.4 DIAGRAM CONSTRUCTION

The diagrams produced under the contract document the functional inter-relationship of the aircraft systems considered in the model. In the interest of extending the useful life of the diagrams, WUC items are not shown, thereby eliminating the necessity of updating the diagrams with each (and sometimes frequent) change to the WUC manual.

As discussed earlier in this report, the diagrams represent the hierarchal structure of the paths from which the sensitivity values are derived. The diagrams, although consistent with the system schematic and reliability block diagrams, are not equivalent due to this hierarchal method of documentation. In the actual system, signals and/or fluids pass from one component to the next and are thus documented in schematics; conversely, the hierarchal approach only identifies the components that must operate to achieve a given function, independent of the direction and/or sequence of signal flow. This approach directly addresses the system impact of a component failure without the necessity of identifying the intrasystem secondary failures. Each line connecting functions on the diagram is documented by a punchcard, with the lower function providing the "alpha designator" and the higher function's alpha designator indicator as the "dependent function".\*

\*The card deck also documents functional relationships not shown on the diagram; the work unit codes (mentioned earlier) and the "S" cards discussed in paragraph C. 3.1.

APPENDIX D  
FSPT DOCUMENTATION OF F-4 AIRCRAFT

## FSPT DOCUMENTATION OF F-4 AIRCRAFT

This appendix contains the functional relationship diagrams and a listing of the keypunch cards that comprise the documentation of the F-4C, F-4D, F-4E and RF-4C safety models.

### D.1 DIAGRAMS

The diagrams illustrating the functional relationships considered in the F-4 safety models will be found on pages D-5 through D-41, and are listed below:

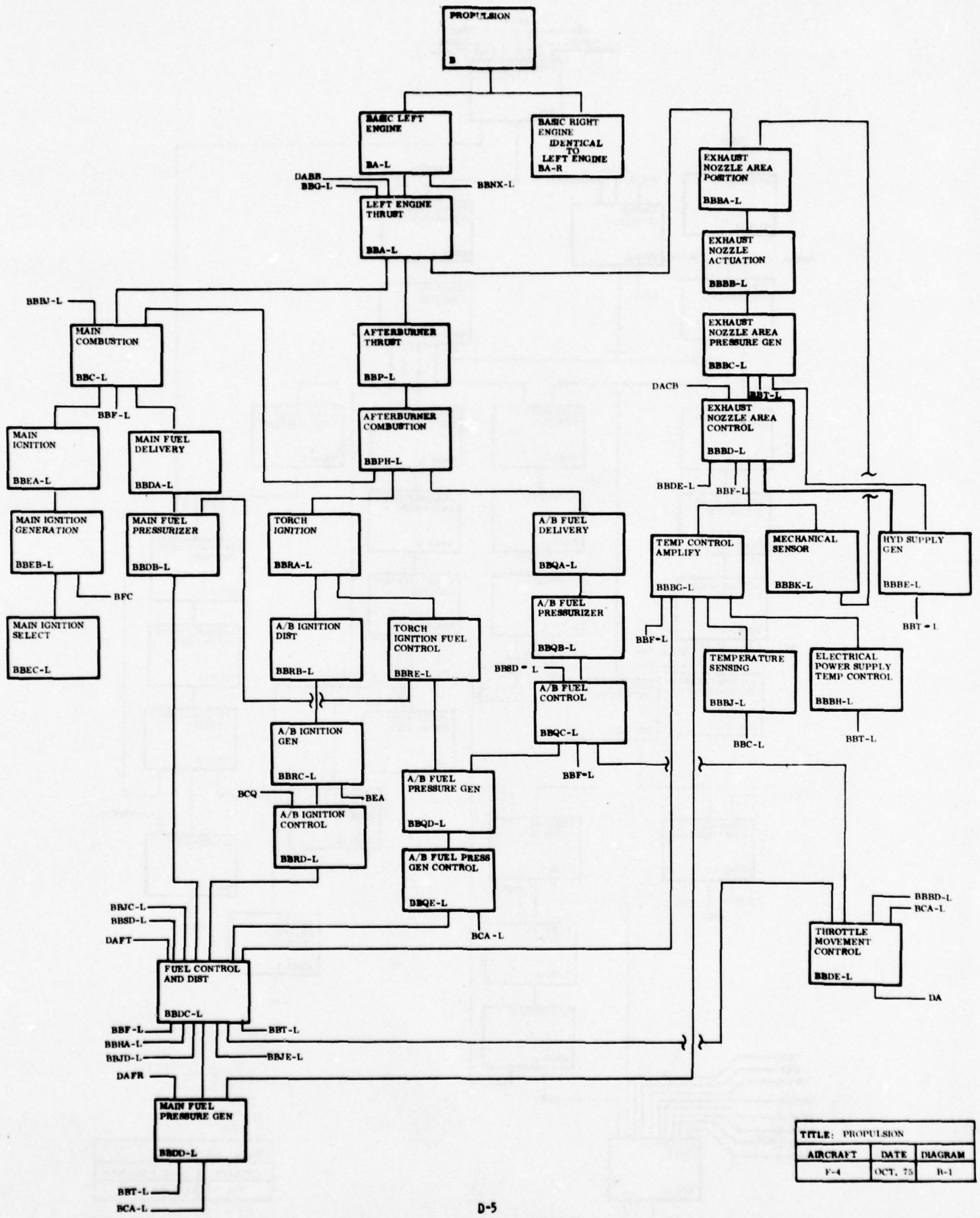
<u>Title</u>	<u>Page</u>
Propulsion, B-1	D-5
Propulsion, B-2	D-6
Propulsion Fuel, B-3	D-7
Propulsion Utilities, B-4	D-8
Com/Nav/Ident, C-1	D-9
Com/Nav/Ident, C-2	D-10
Com/Nav/Ident, C-3	D-11
Information & Display, D-1	D-12
Information & Display, D-2	D-13
Information & Display, D-3	D-14
Information & Display, D-4	D-15
Information & Display, D-5	D-16
Information & Display, D-6	D-17
Environmental Control, E-1	D-18
Air Cond/Pressure, E-2	D-19
Equipment Air Conditioning, E-3	D-20
Equipment Aux Air, E-4	D-21
Internal Lighting, E-5	D-22
Oxygen, Anti/G, E-6	D-23
Anti-ice, E-7	D-24

<u>Title</u>	<u>Page</u>
External Lighting, E-8	D-25
Flight Control, F-1	D-26
Roll Control, F-2	D-27
Flight Speed Control, F-3	D-28
Lift Augmentation, F-4	D-29
Flaps/Slats, F-5	D-30
Lift Augmentation, F-6	D-31
Auto Flight Control, F-7	D-32
Ground Control, G-1	D-33
Landing Gear, L-1	D-34
Mission Support, M-1	D-35
Mission Support, M-2	D-36
Mission Support, M-3	D-37
Utilities, U-1	D-38
Utilities, UA-1	D-39
Utilities, UD-1	D-40
Central Air Data Computer, UJ-1	D-41

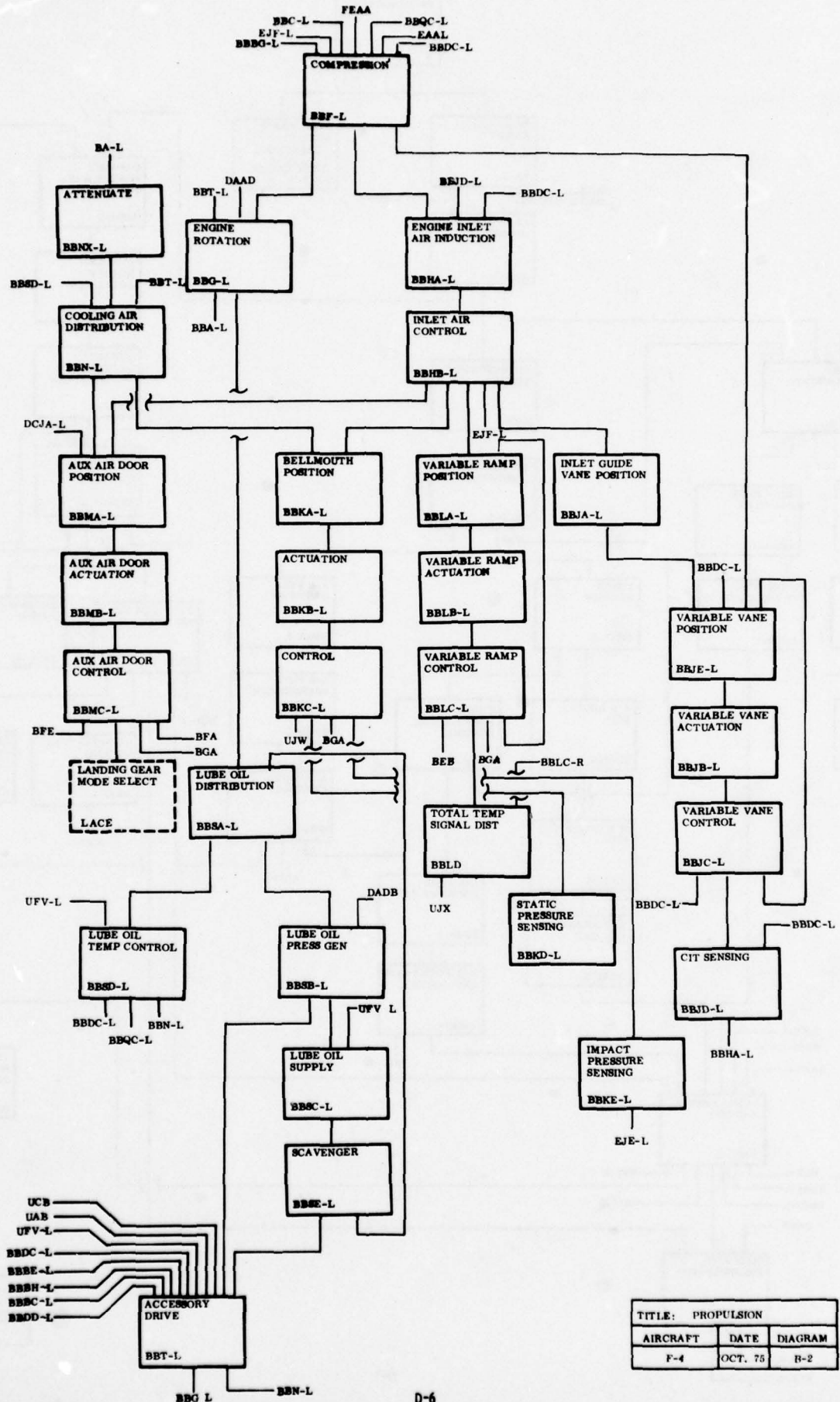
## D.2 CARD LISTING

Pages D-43 through D-183 are a reproduction of the punchcard listing for the four F-4 types. The listing is alphabetical by "alpha designator", and the format is that of the 80-column punchcard itself as described in Appendix C. At the top of each page the card columns are printed vertically; for example, column 34 is printed "3"<sub>4</sub>.

The first two columns of the punchcard are coded "F4". If the third column is blank, the card is common to all four versions of the aircraft. Cards peculiar to one version of the aircraft carry a designator in column 3 for the aircraft — "C" for the F-4C, "D" for the F-4D, "E" for the F-4E, and "R" for the RF-4C.

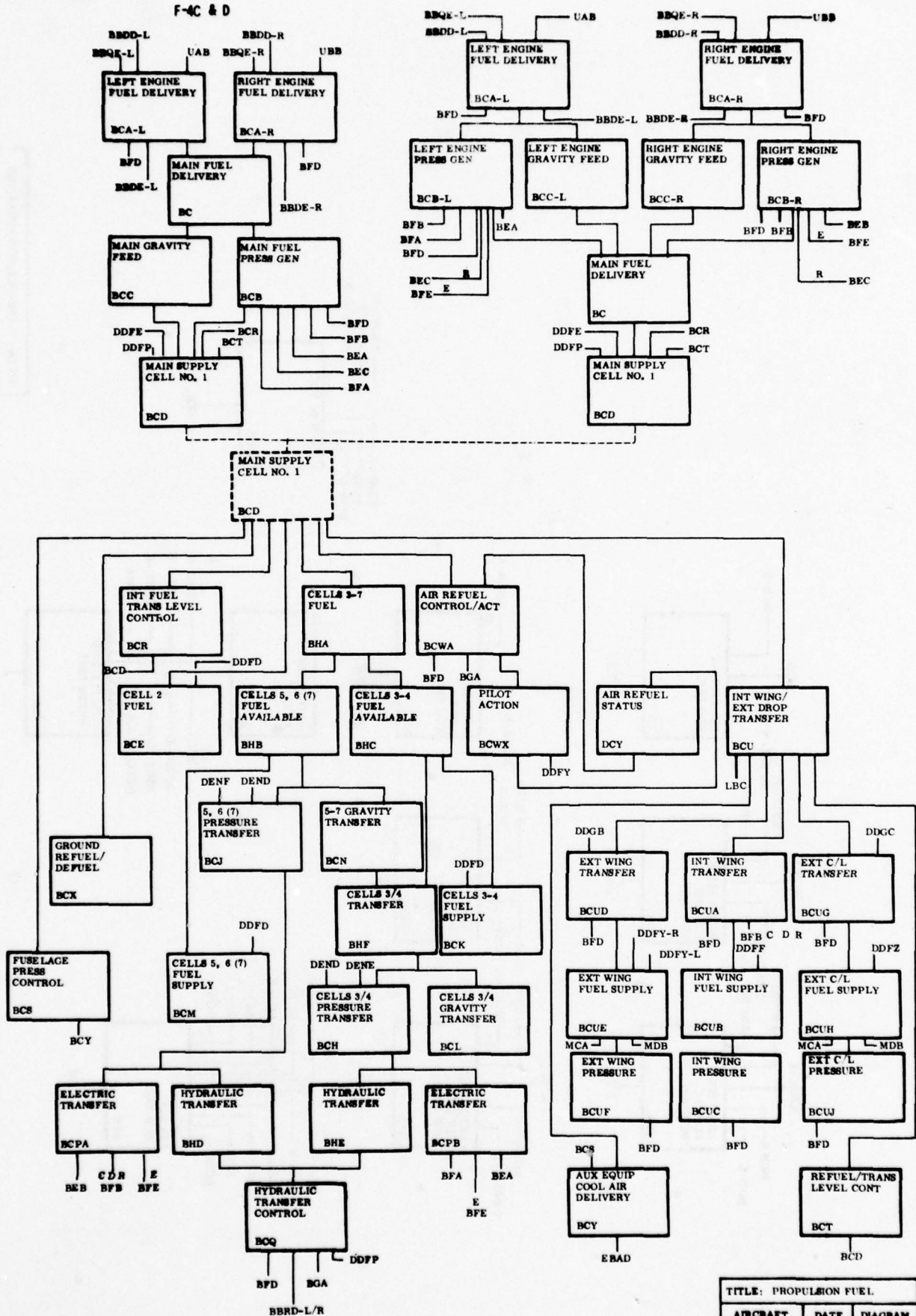


TITLE: PROPULSION		
AIRCRAFT	DATE	DIAGRAM
F-4	OCT. 75	B-1

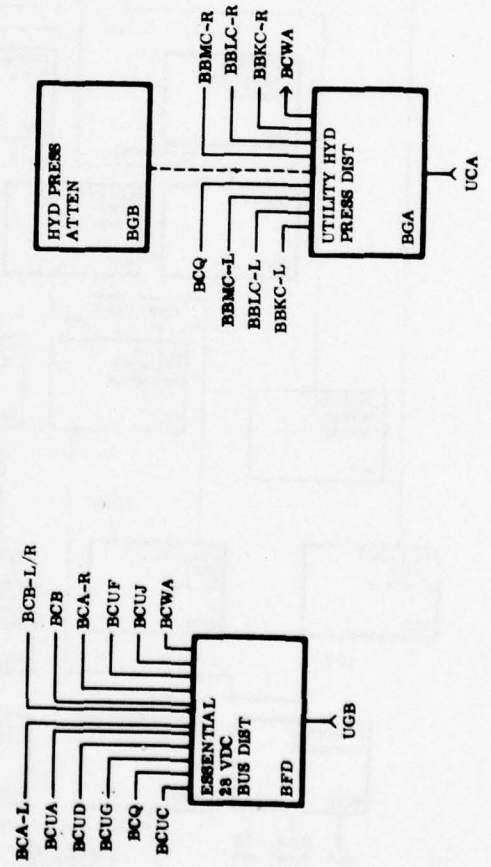
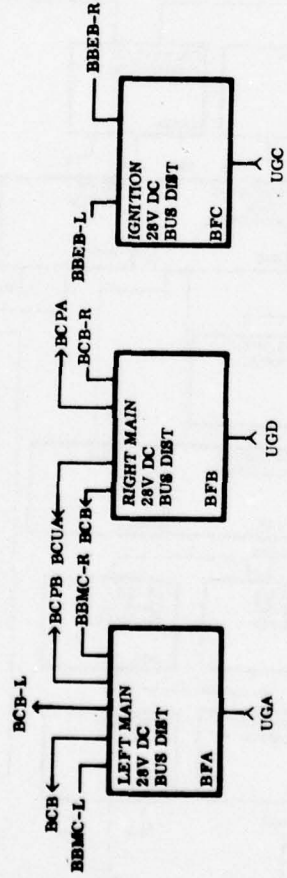
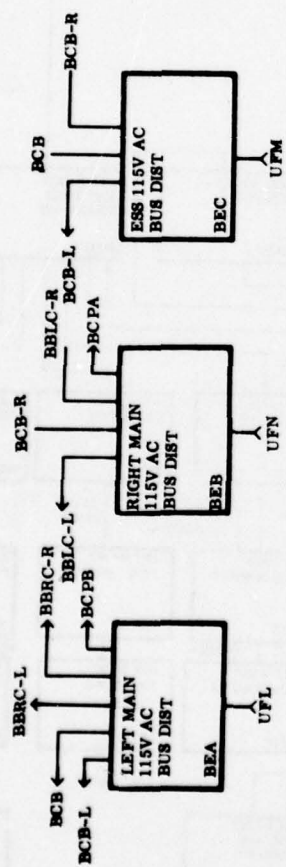


TITLE: PROPULSION		
AIRCRAFT	DATE	DIAGRAM
F-4	OCT. 75	B-2

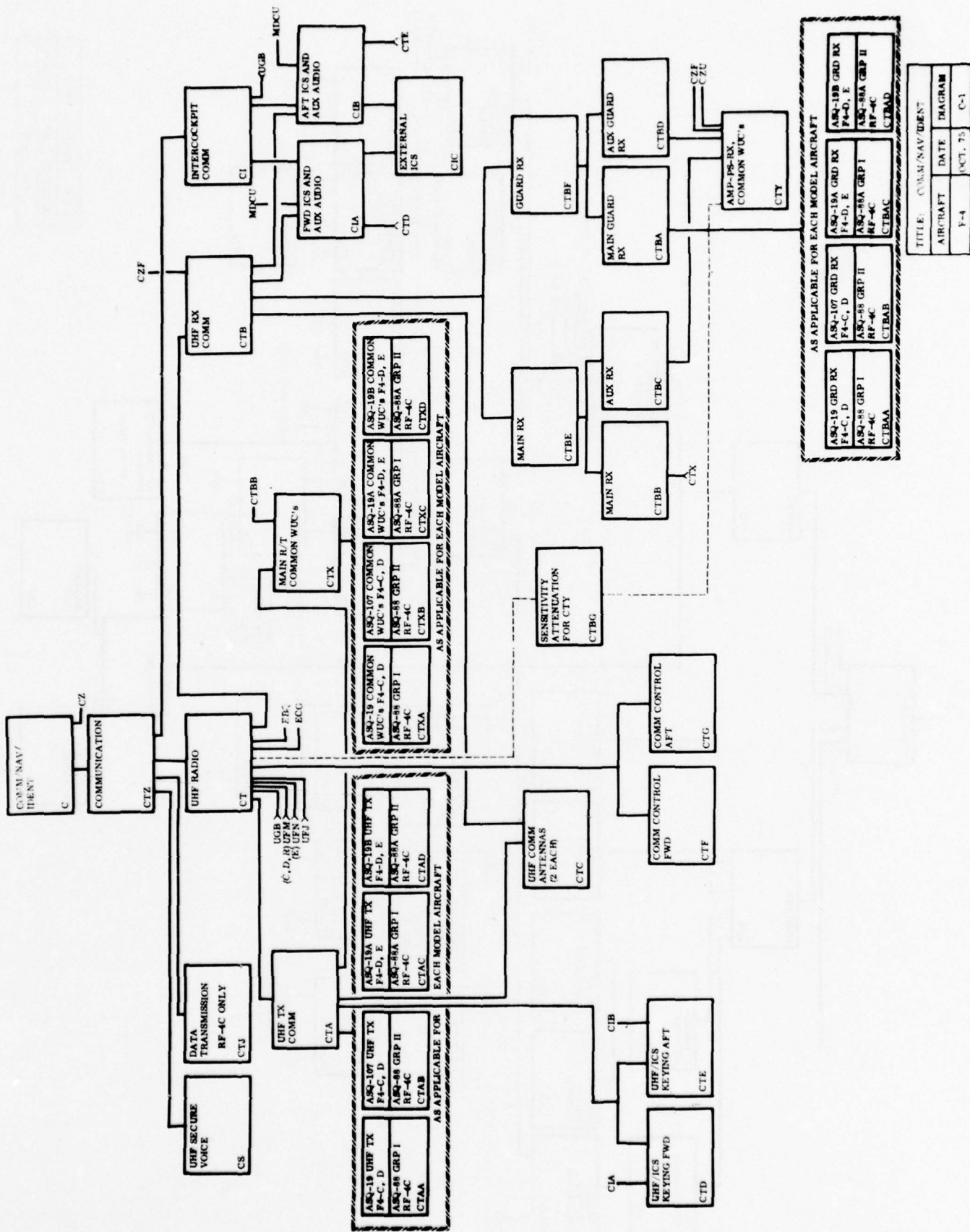
F-4E & RF-4C



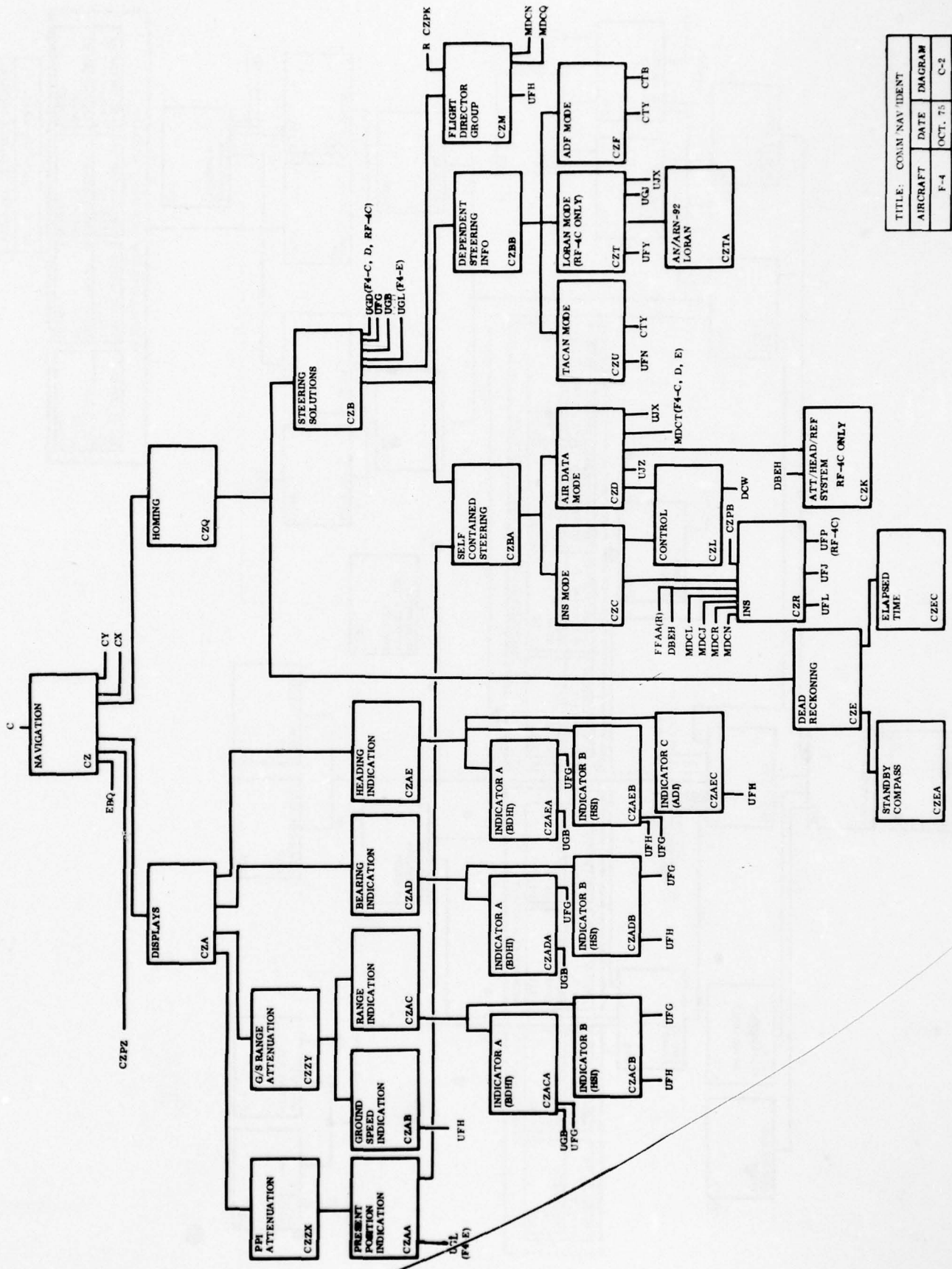
TITLE: PROPULSION FUEL		
AIRCRAFT	DATE	DIAGRAM
F-4	OCT. 75	R-3



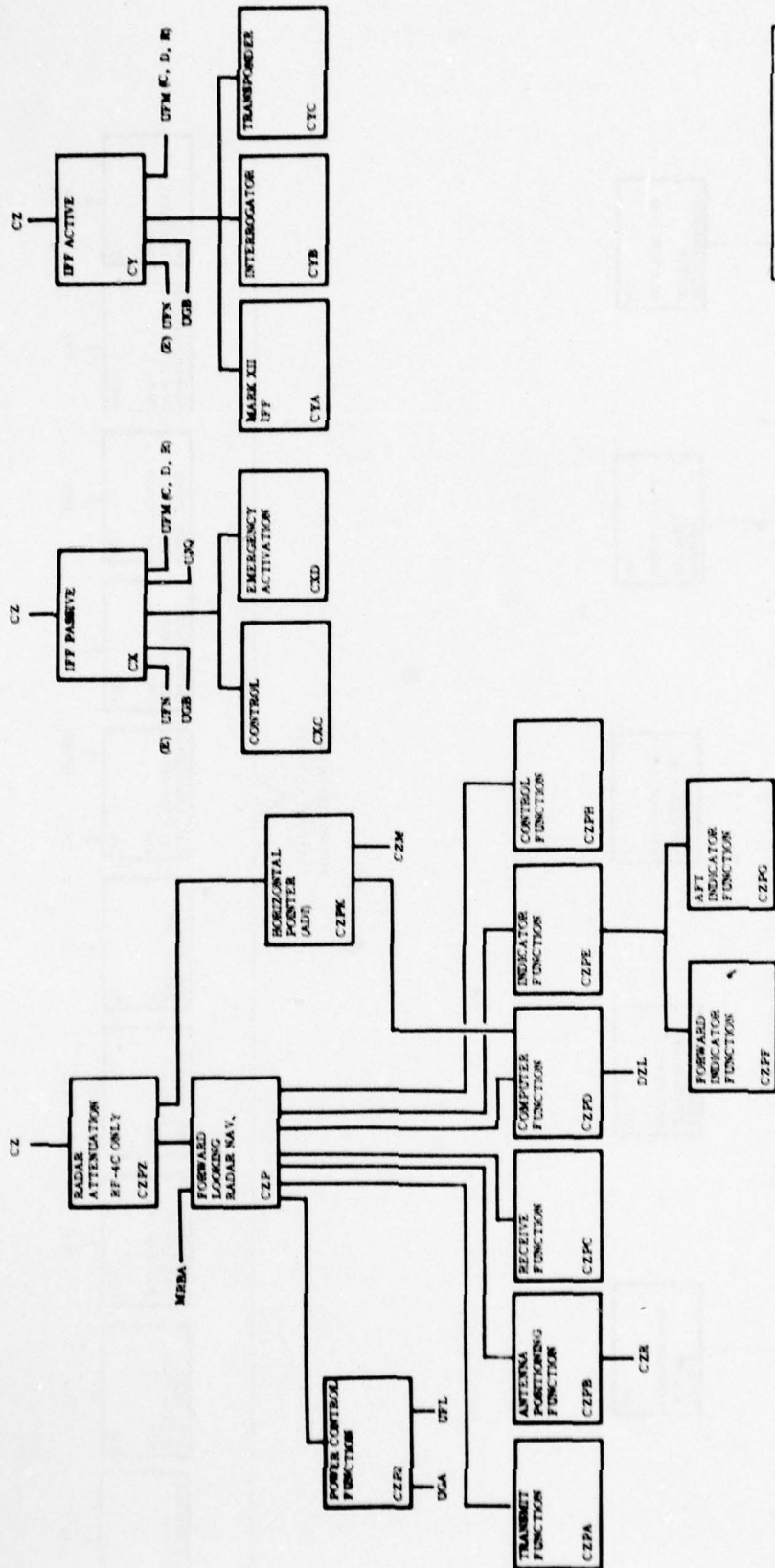
TITLE: PROPULSION UTILITIES		
AIRCRAFT	DATE	DIAGRAM
F-4	OCT. 75	B-4



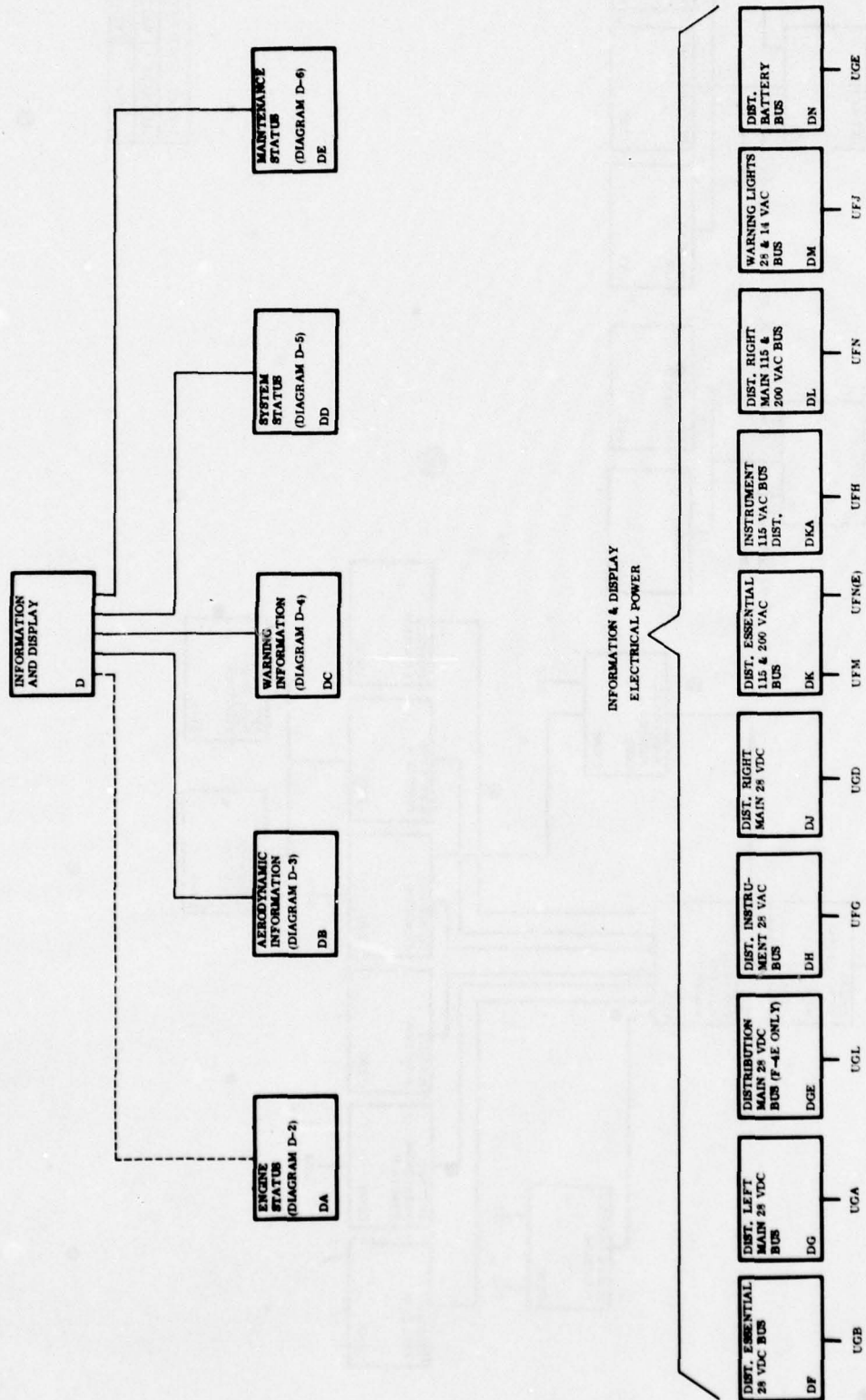
TITLE	COMM/NAV/IDENT
AIRCRAFT	F-4
DATE	OCT. 75
DIAGRAM	C-1



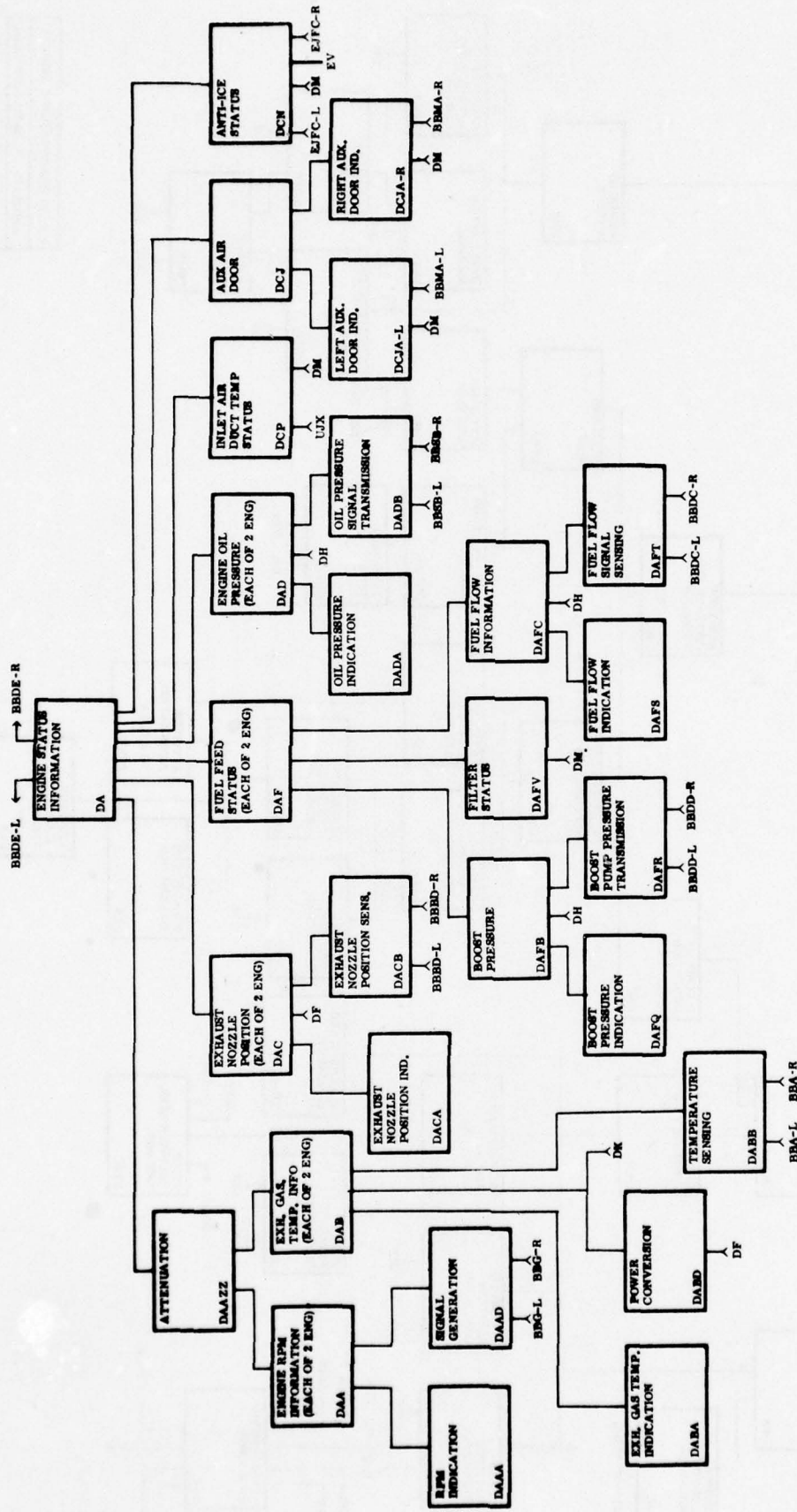
TITLE:	COMM NAV IDENT
AIRCRAFT	F-4
DATE	OCT. 75
DIAGRAM	C-2



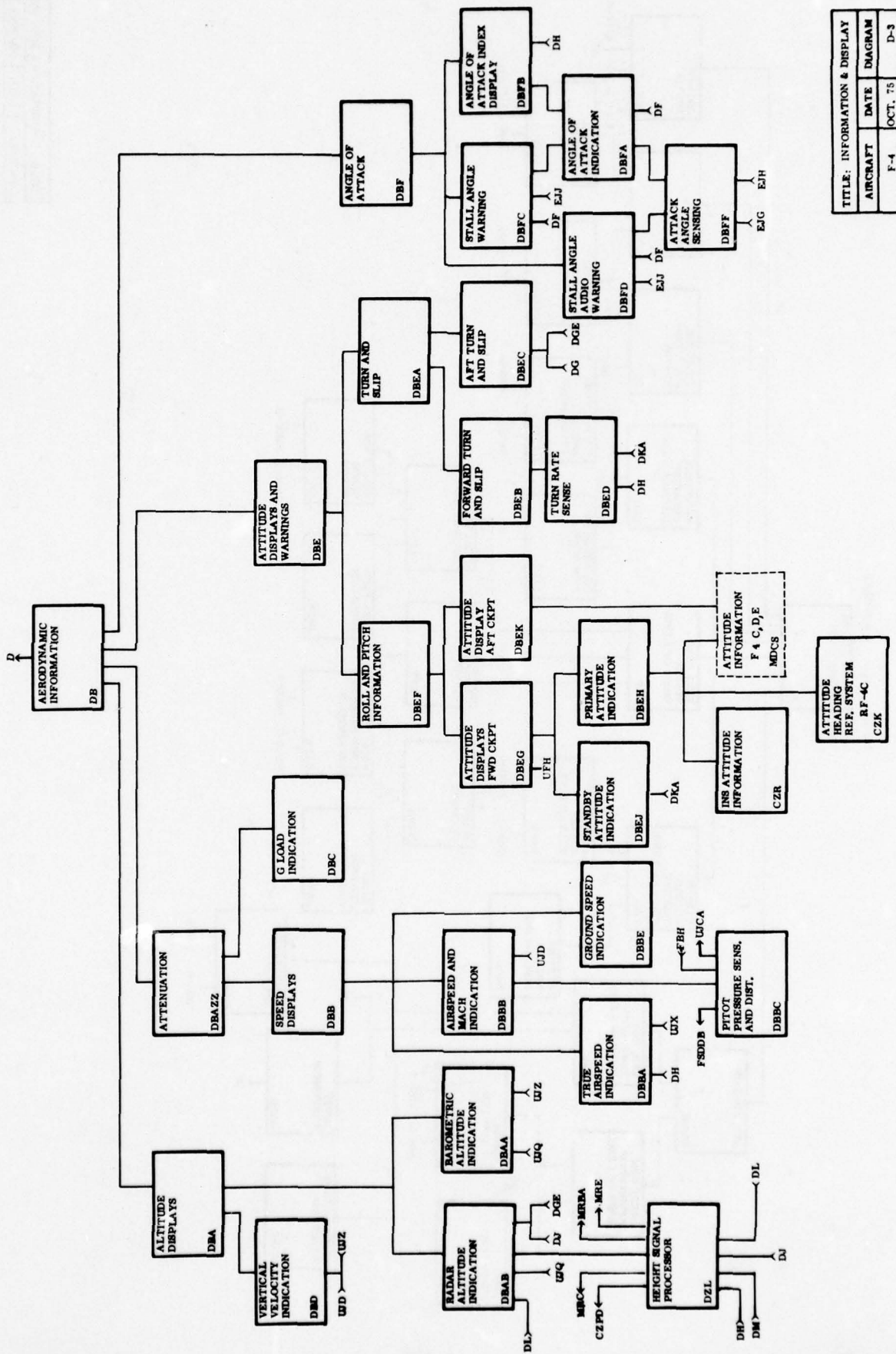
TITLE: COMM/NAV IDENT		
AIRCRAFT	DATE	DIAGRAM
F-4	OCT. 75	C-3



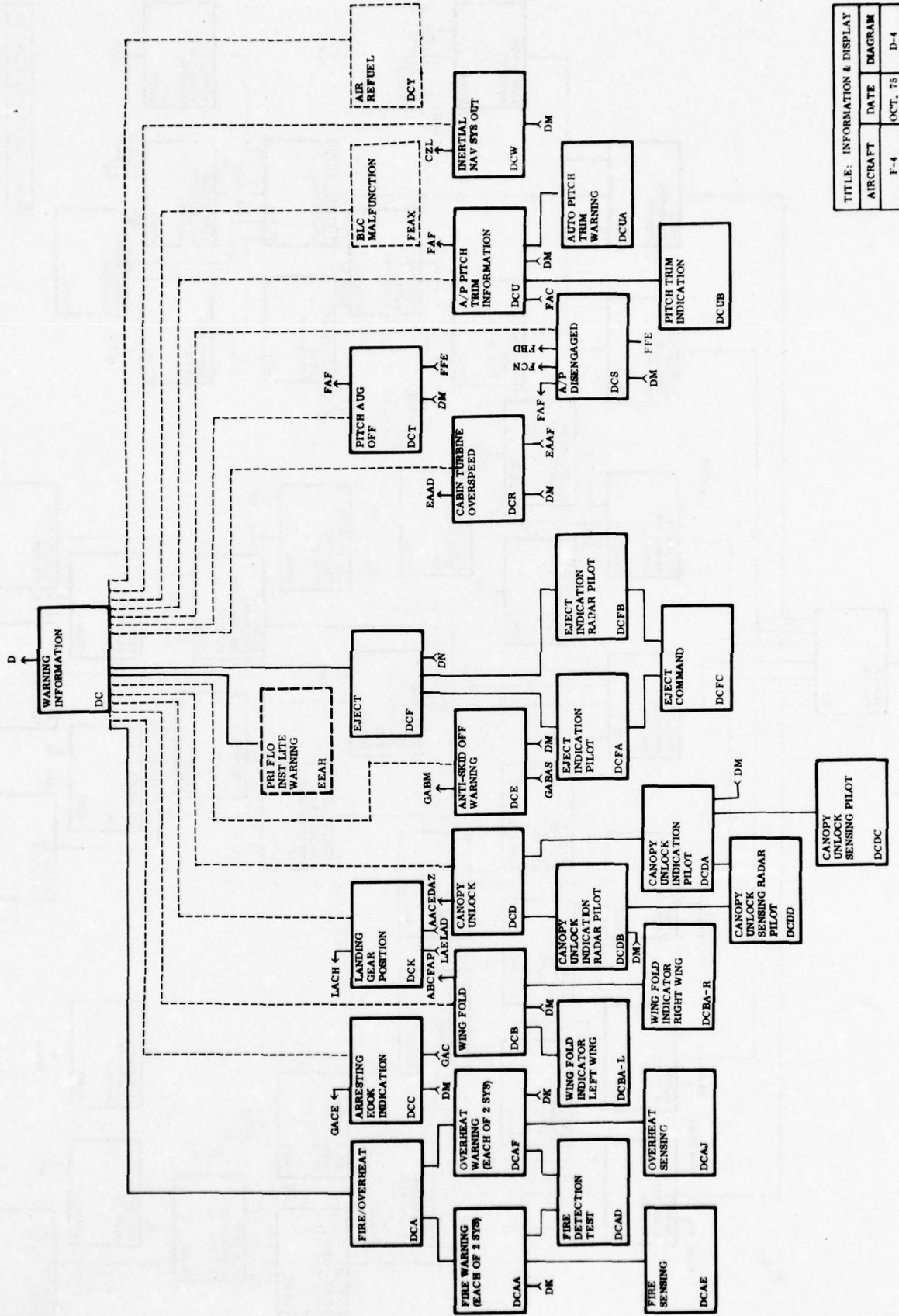
TITLE: INFORMATION & DISPLAY		
AIRCRAFT	DATE	DIAGRAM
F-4	OCT. 75	D-1



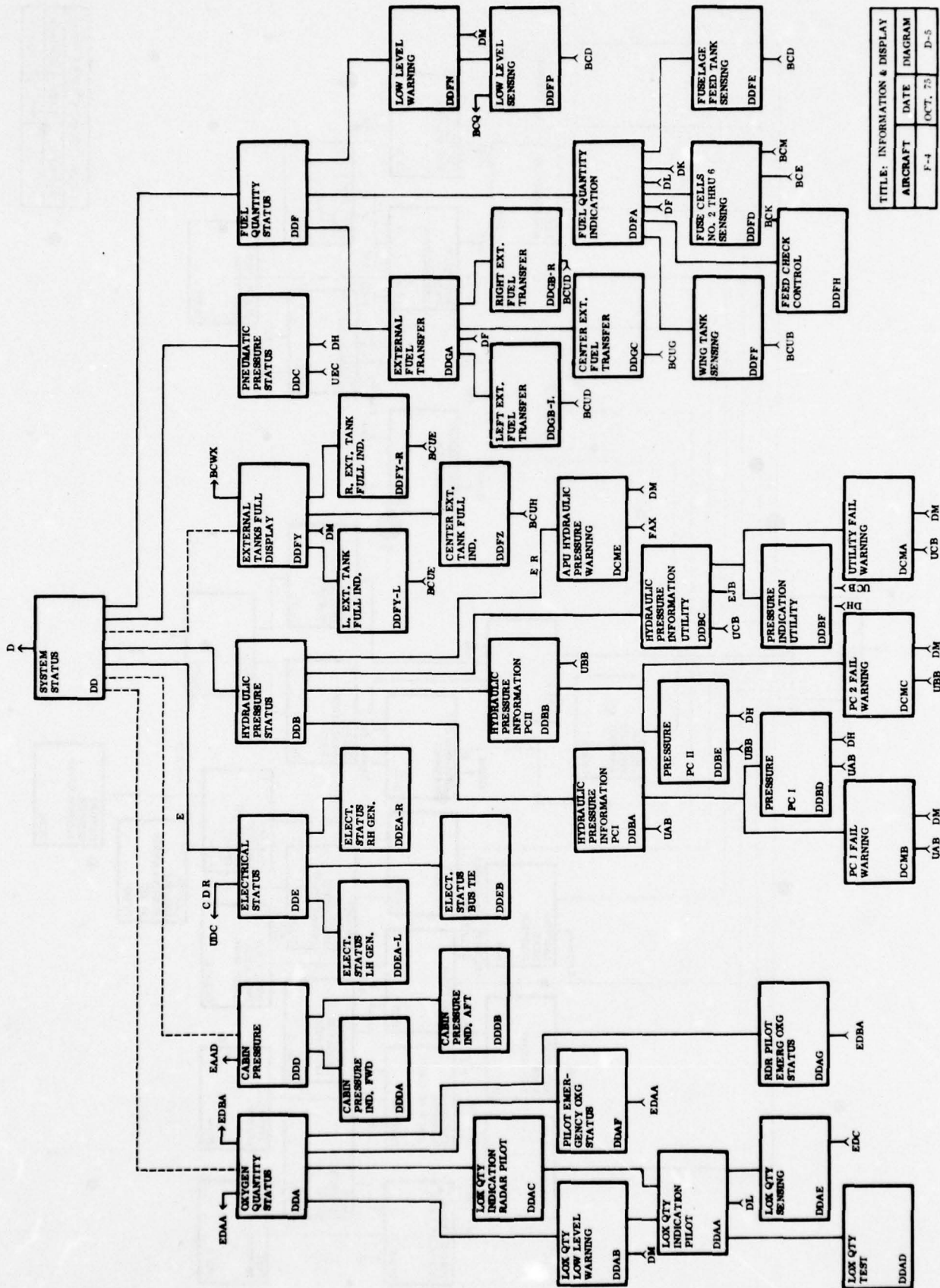
TITLE: INFORMATION & DISPLAY		
AIRCRAFT	DATE	DIAGRAM
F-4	OCT. 75	D-2



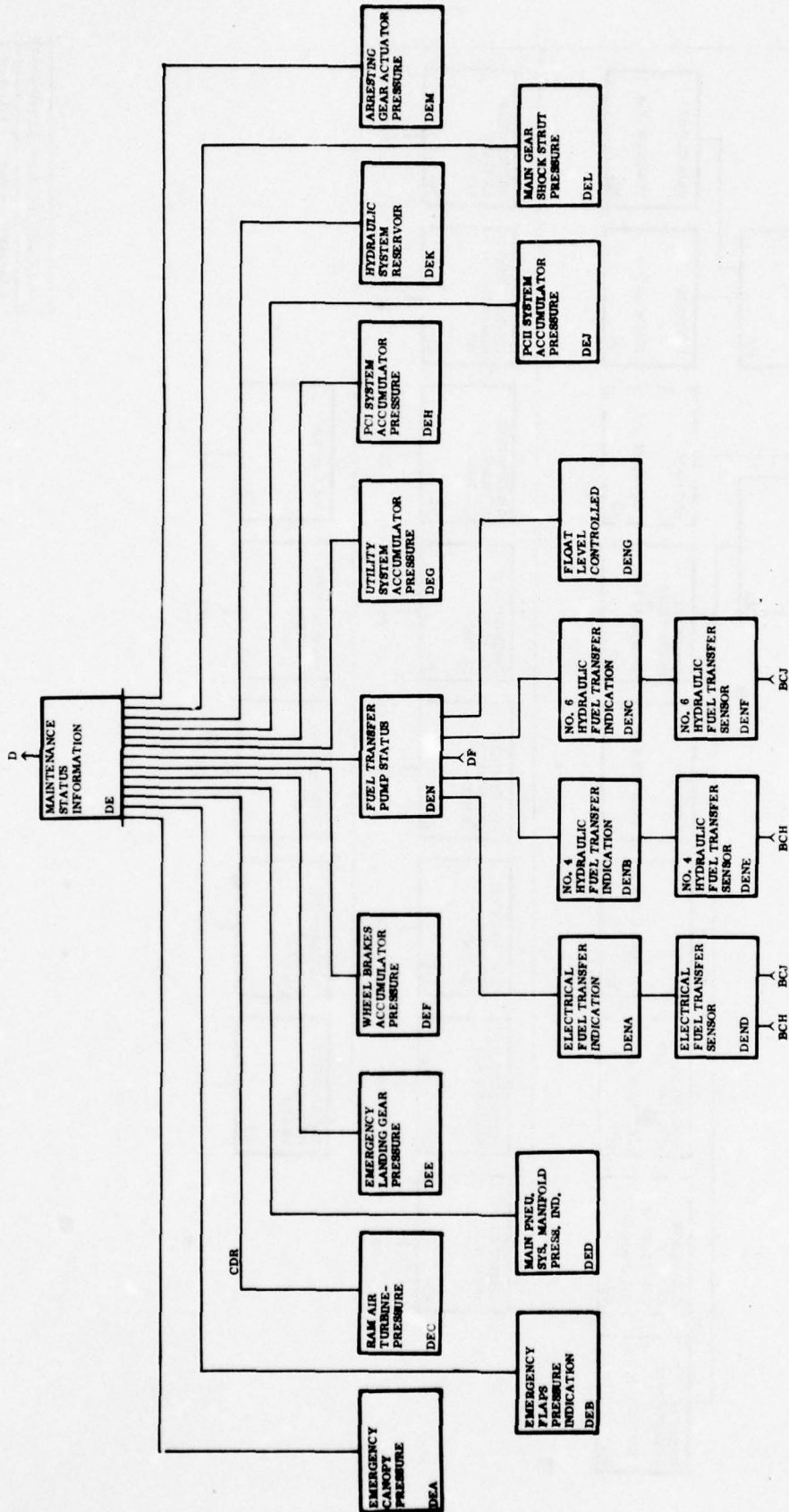
TITLE: INFORMATION & DISPLAY	
AIRCRAFT	DATE
F-4	OCT. 75
DIAGRAM	
D-3	



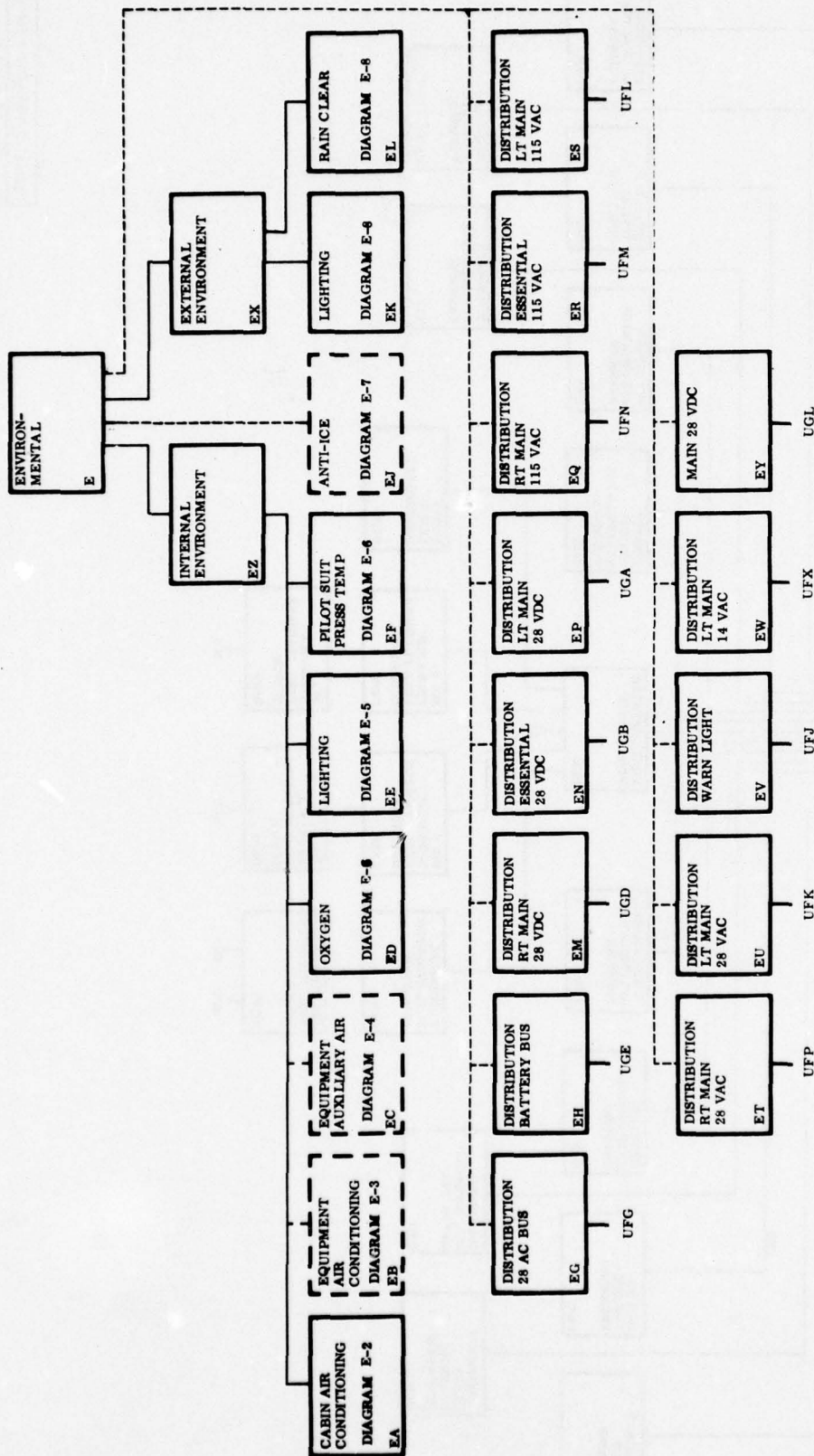
TITLE: INFORMATION & DISPLAY		
AIRCRAFT	DATE	DIAGRAM
F-4	OCT. 75	D-4



TITLE: INFORMATION & DISPLAY		
AIRCRAFT	DATE	DIAGRAM
F-4	OCT. 75	D-5

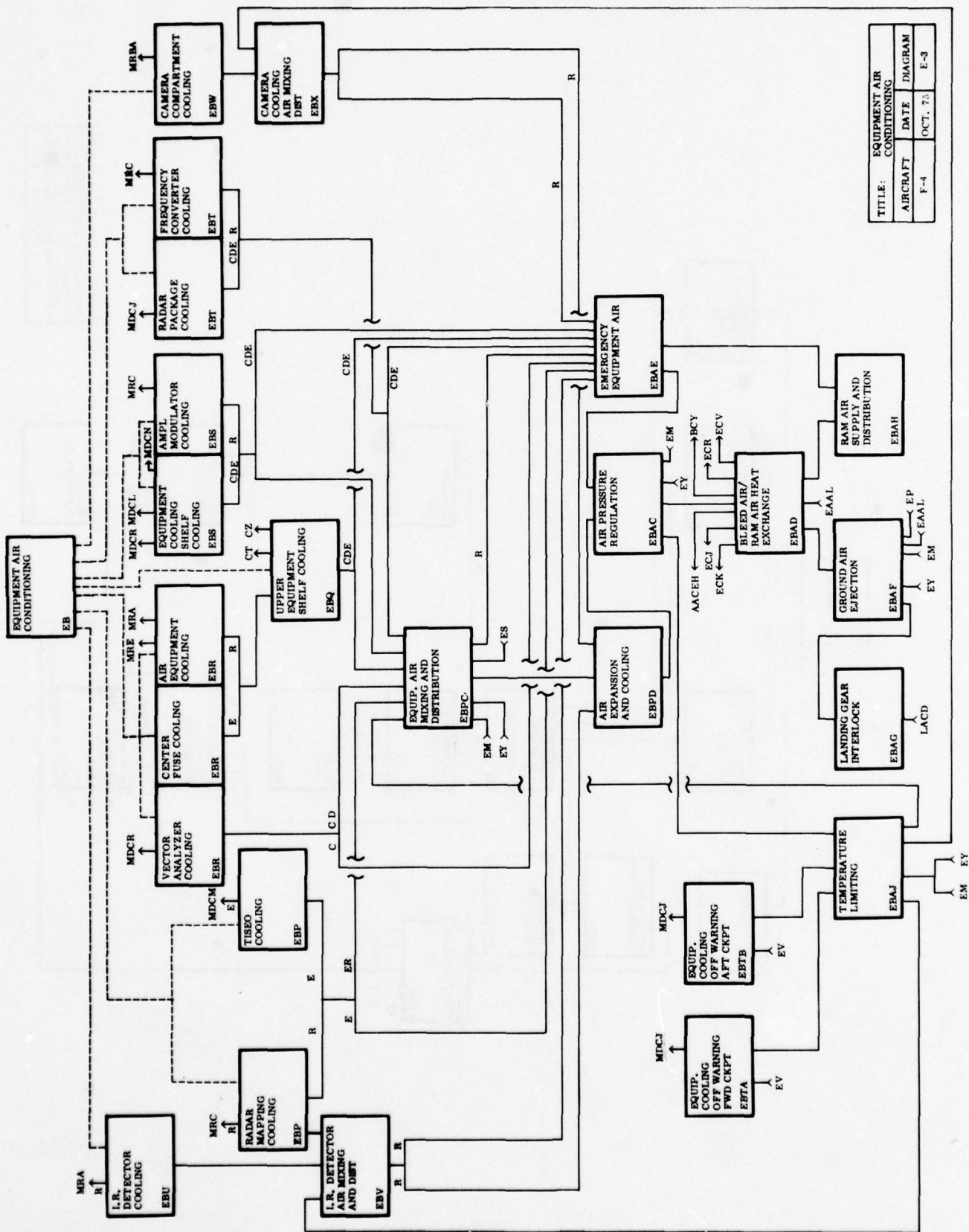


TITLE, INFORMATION & DISPLAY		
AIRCRAFT	DATE	DIAGRAM
F-4	OCT. 75	D-6

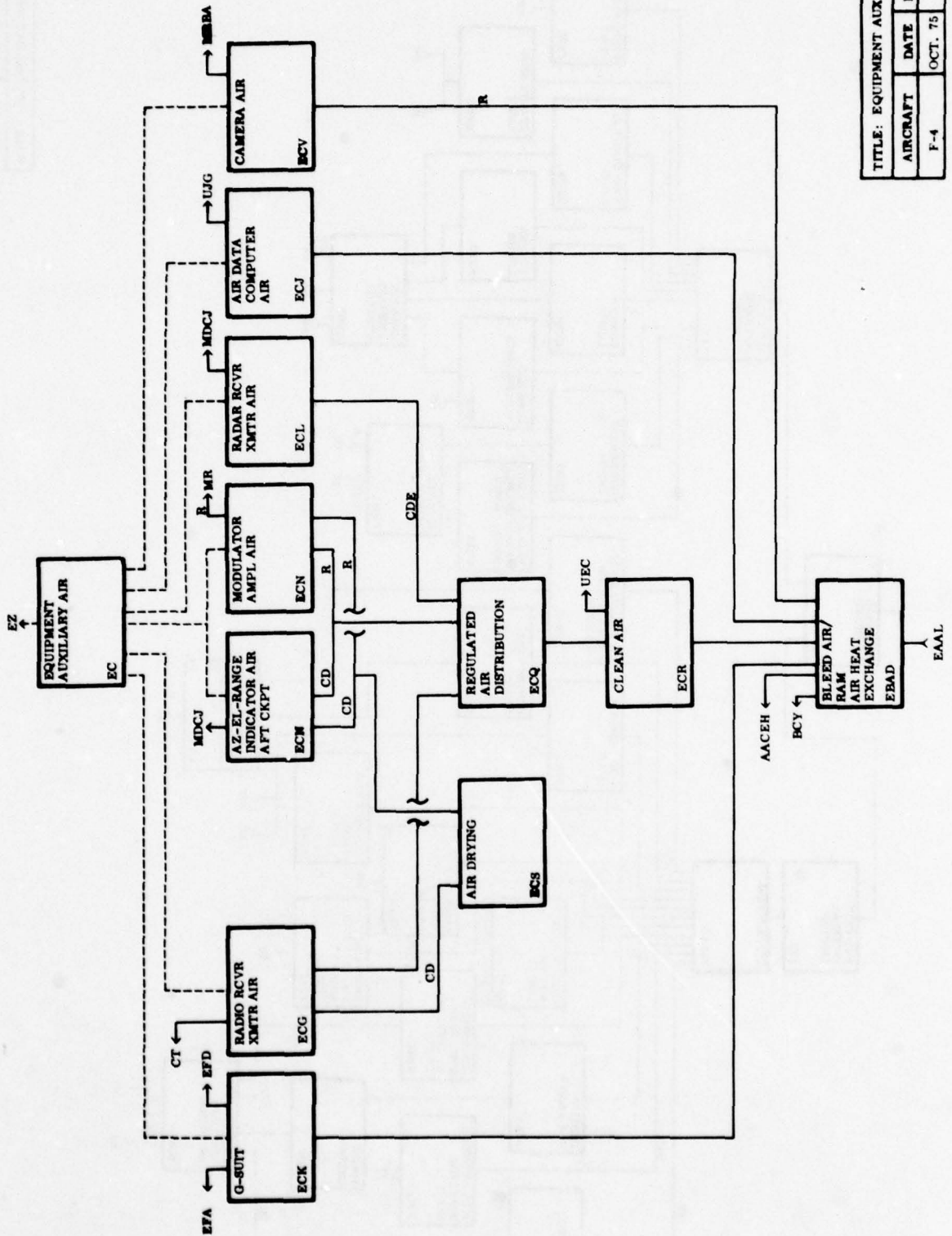


TITLE: ENVIRONMENTAL CONTROL		
AIRCRAFT	DATE	DIAGRAM
F-4	OCT. 75	E-1

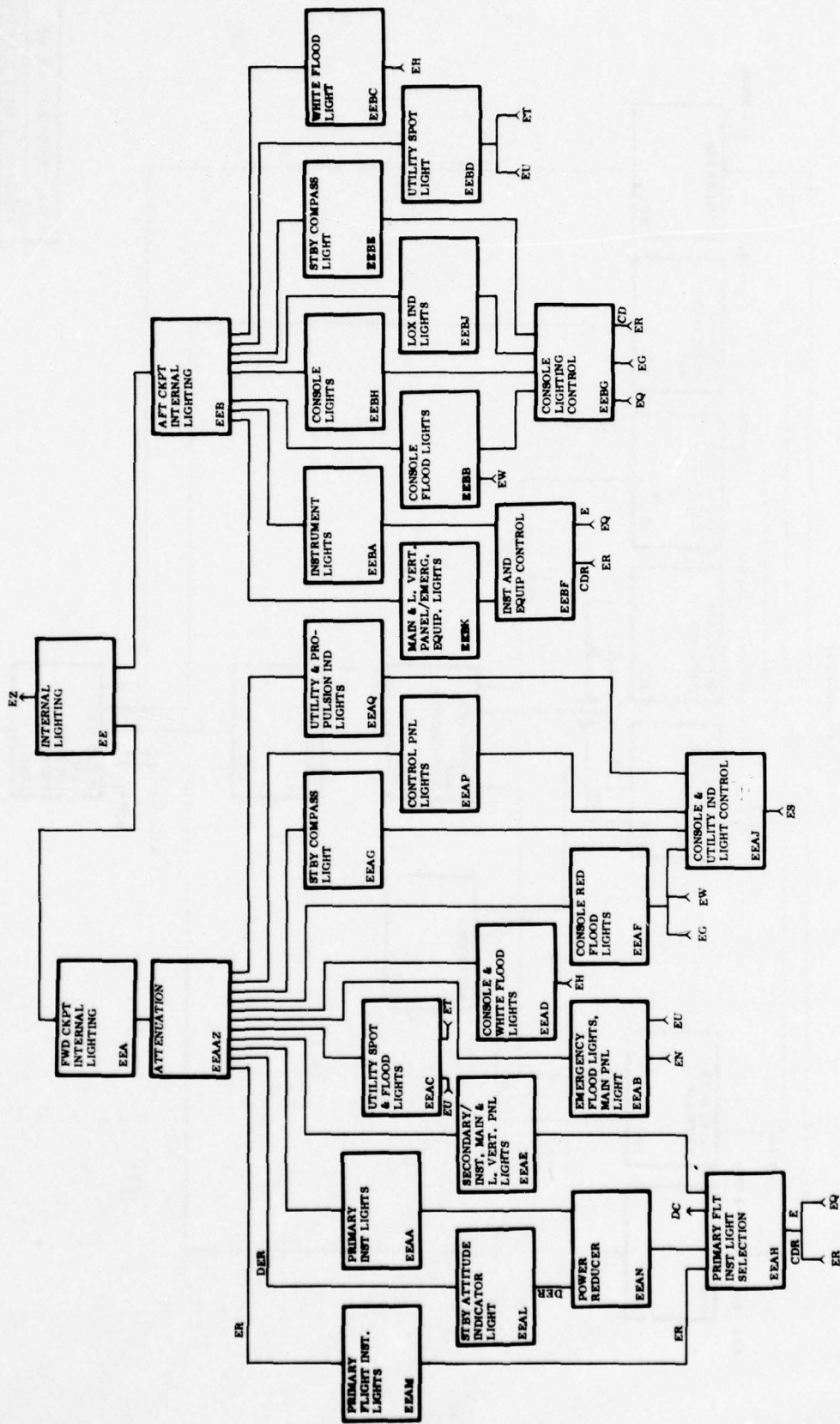




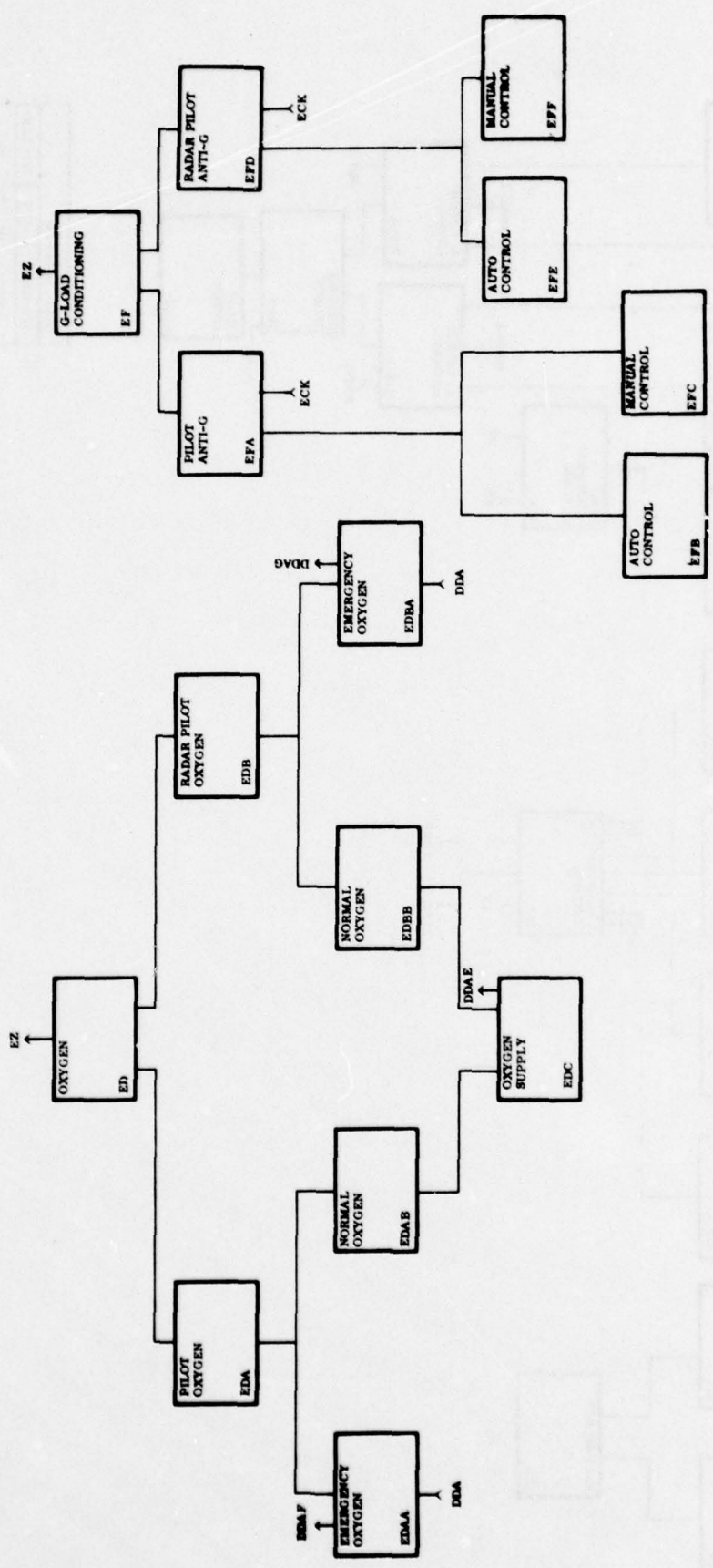
TITLE: EQUIPMENT AIR CONDITIONING		
AIRCRAFT	DATE	D/GRAM
F-4	OCT. 75	E-3



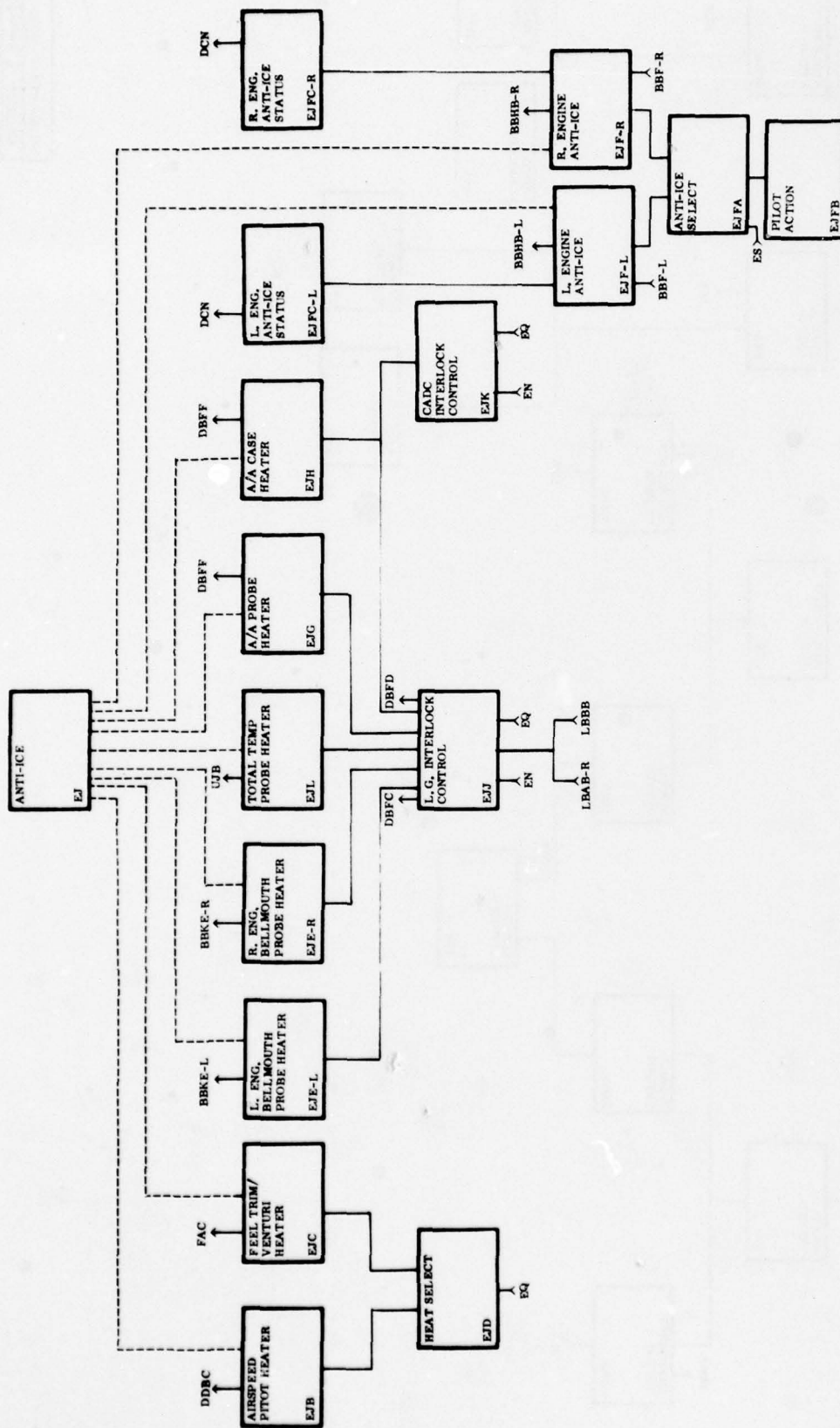
TITLE: EQUIPMENT AUX AIR		
AIRCRAFT	DATE	DIAGRAM
F-4	OCT. 75	E-4



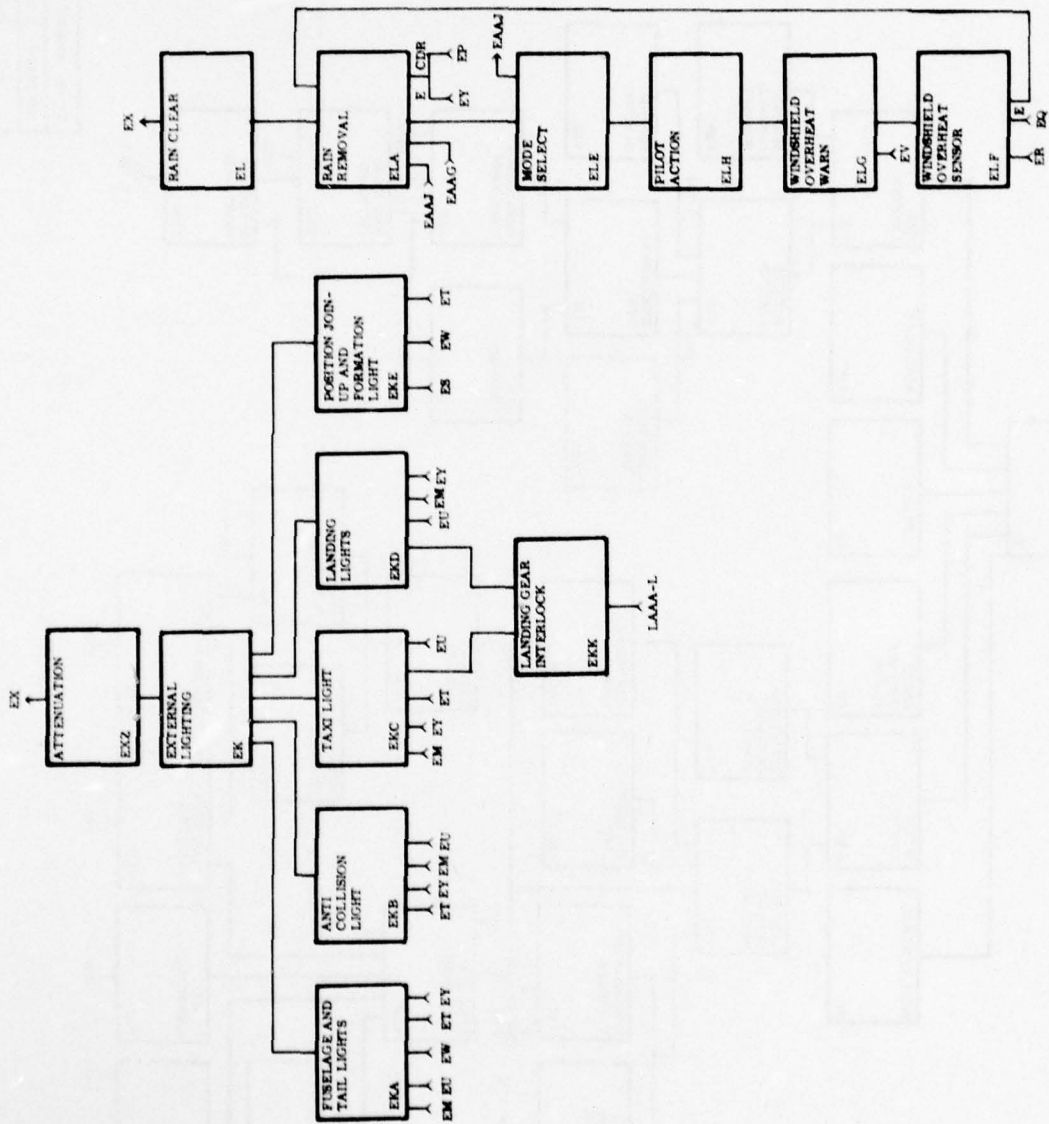
TITLE: INTERNAL LIGHTING		
AIRCRAFT	DATE	DIAGRAM
F-4	OCT. 75	E-5



TITLE: OXYGEN/ANTI-G		
AIRCRAFT	DATE	DIAGRAM
F-4	OCT. 75	E-6

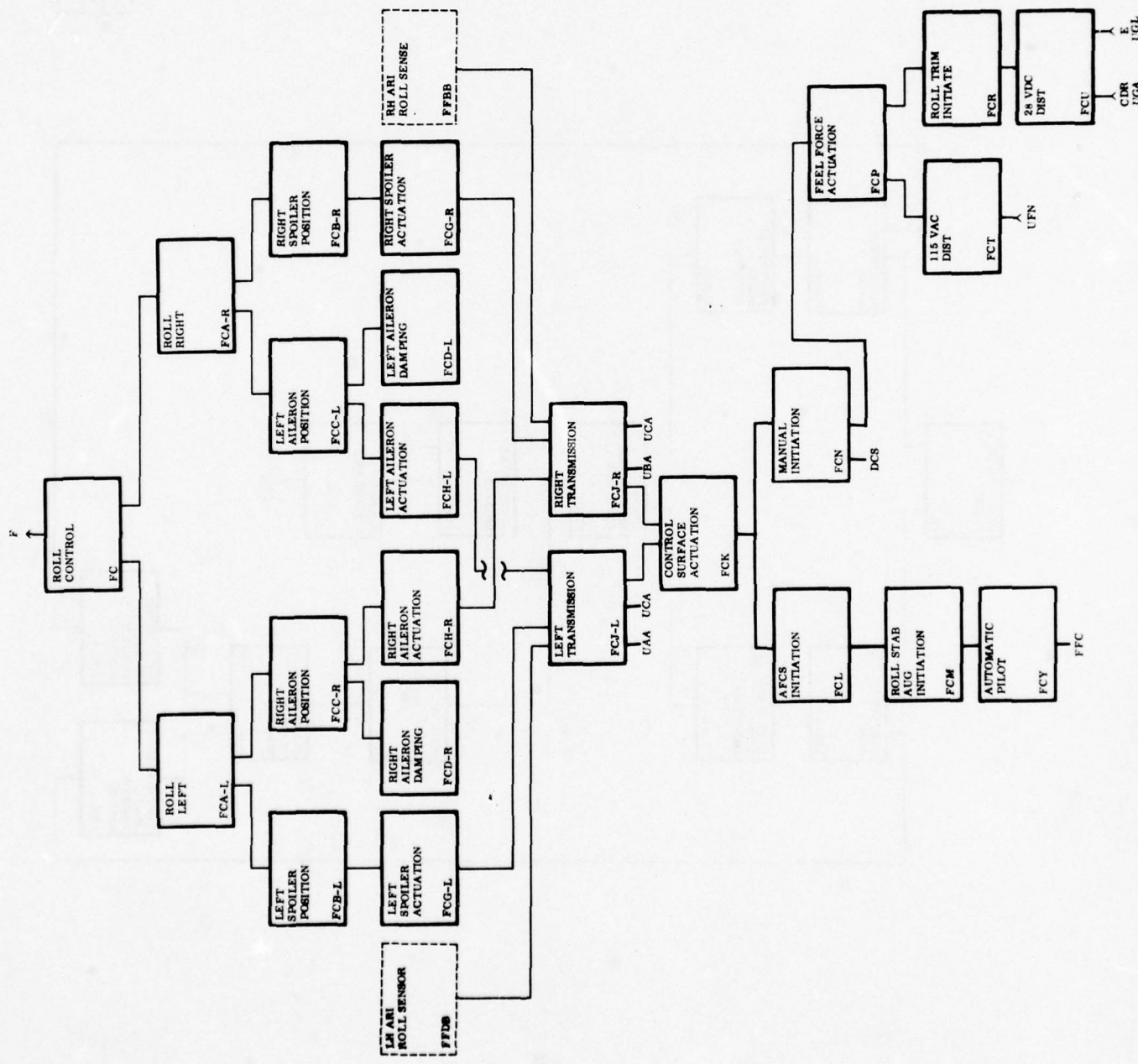


TITLE: ANTI-ICE	
AIRCRAFT	DATE
F-4	OCT. 75
DIAGRAM	
E-7	

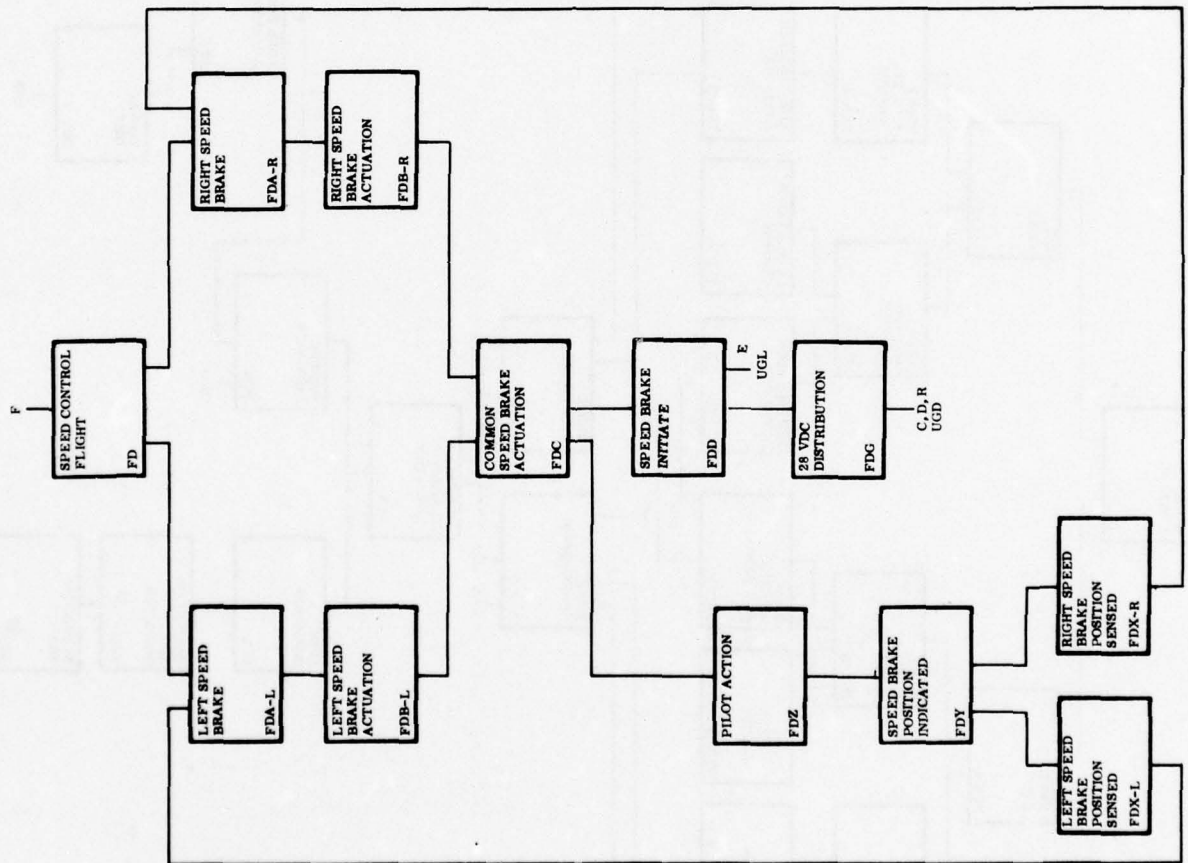


TITLE: EXTERNAL LIGHTING		
AIRCRAFT	DATE	DIAGRAM
F-4	OCT. 75	E-8

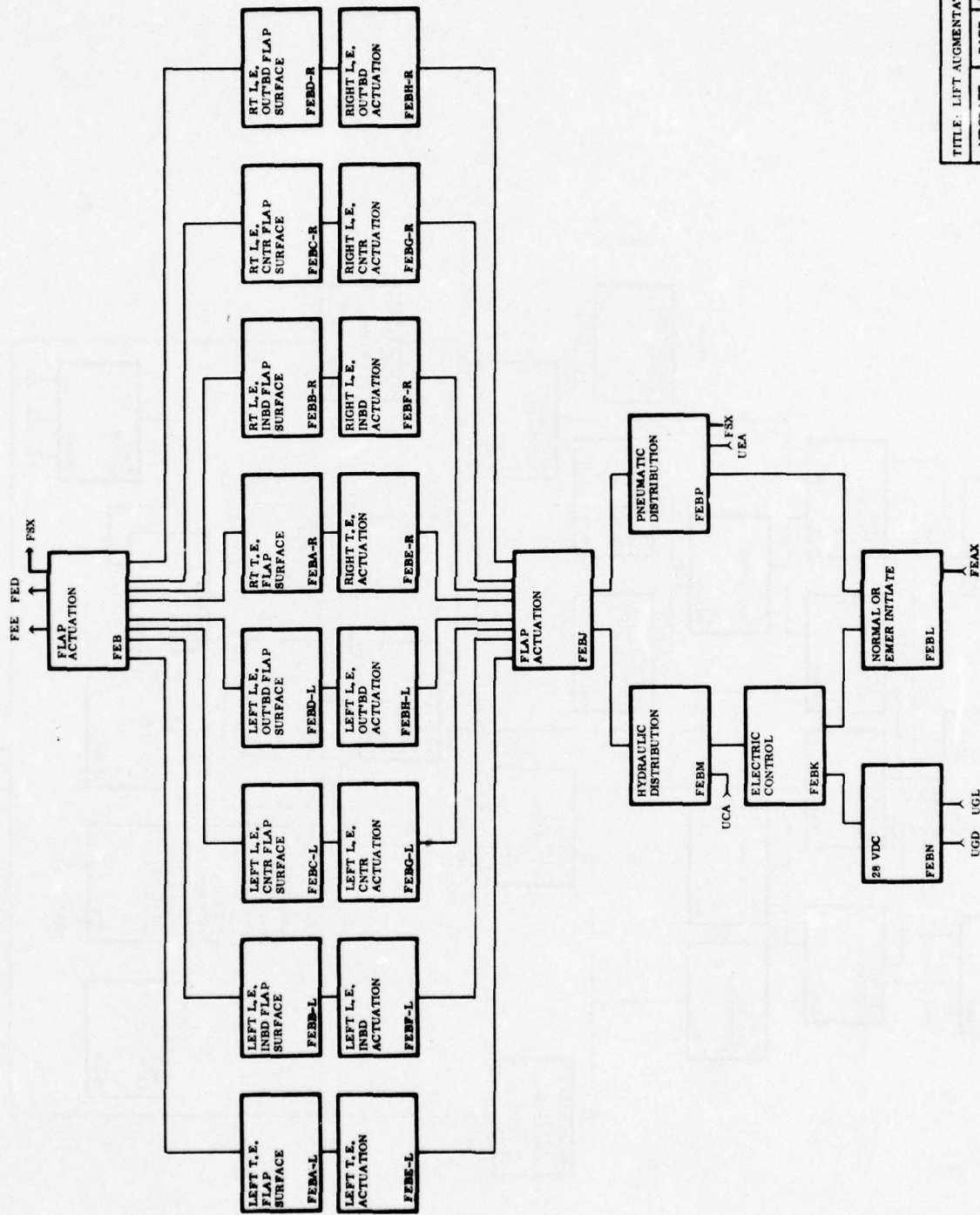




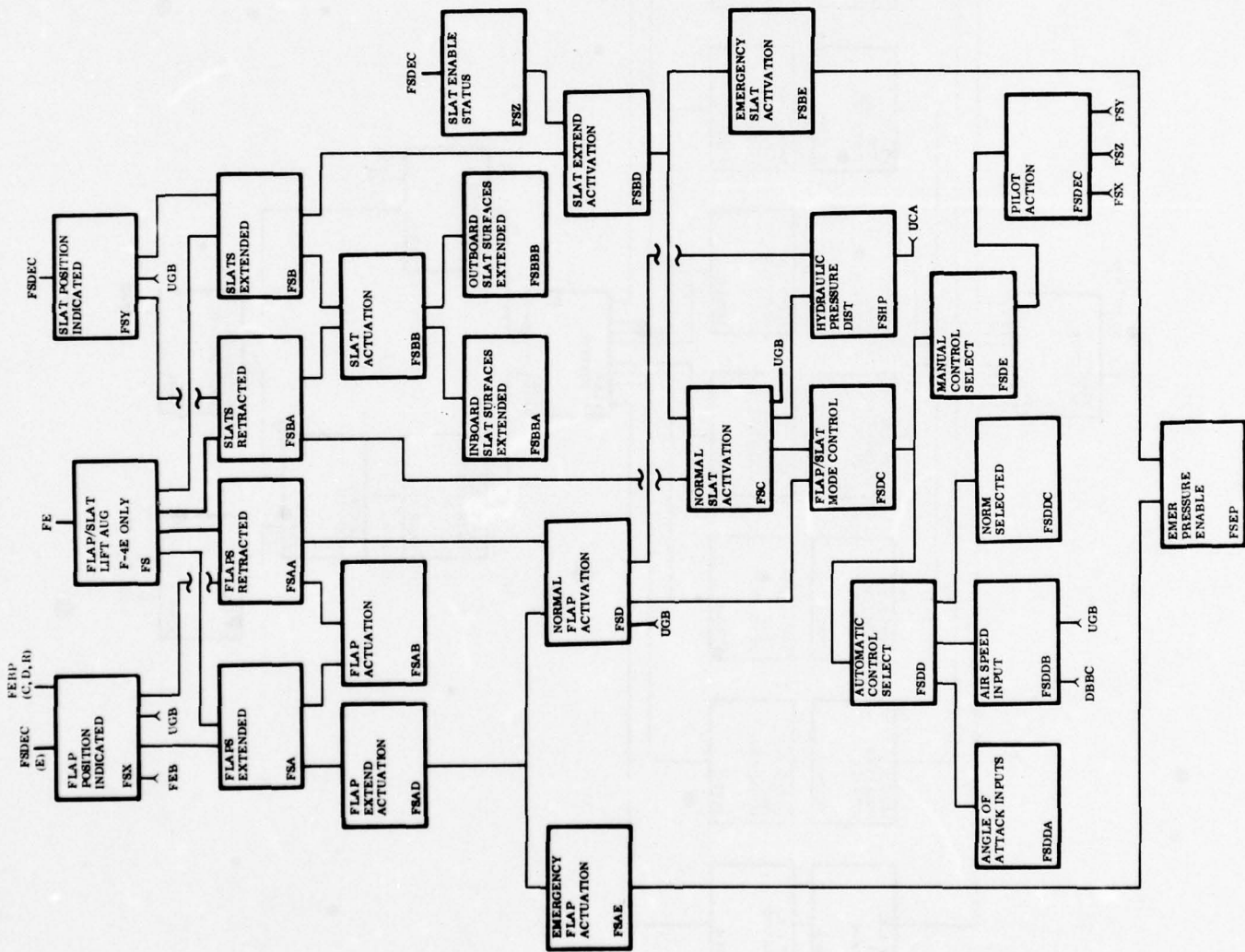
TITLE:	ROLL CONTROL
AIRCRAFT:	F-4
DATE:	OCT. 75
DIAGRAM:	F-2



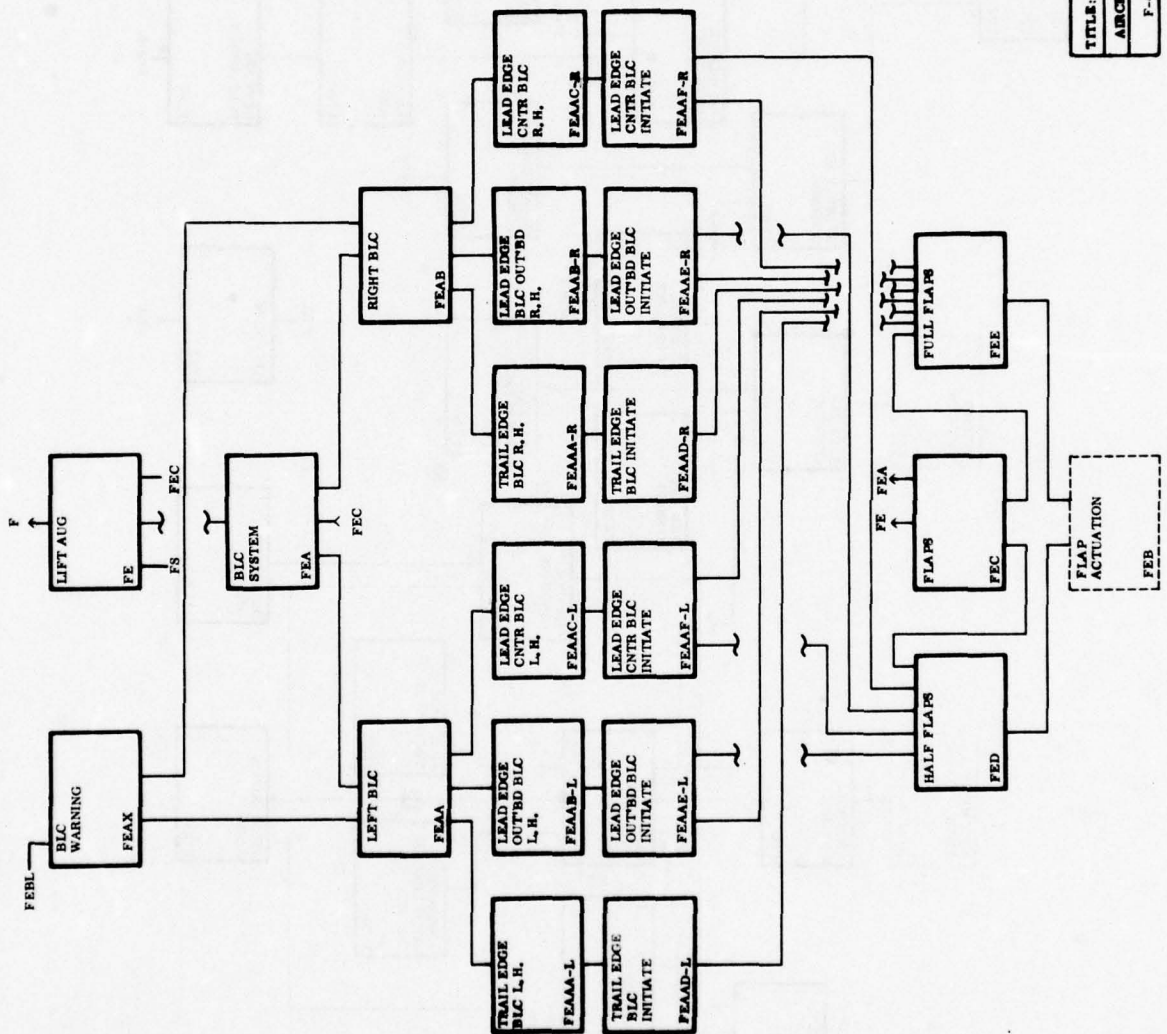
TITLE: FLIGHT SPEED CONTROL		
AIRCRAFT	DATE	DIAGRAM
F-4	OCT. 75	F-3



TITLE: LIFT AUGMENTATION		
AIRCRAFT	DATE	DIAGRAM
F-4	OCT. 75	F-4



TITLE: FLAP SLAT		
AIRCRAFT	DATE	DIAGRAM
F-4	OCT. 75	F-5

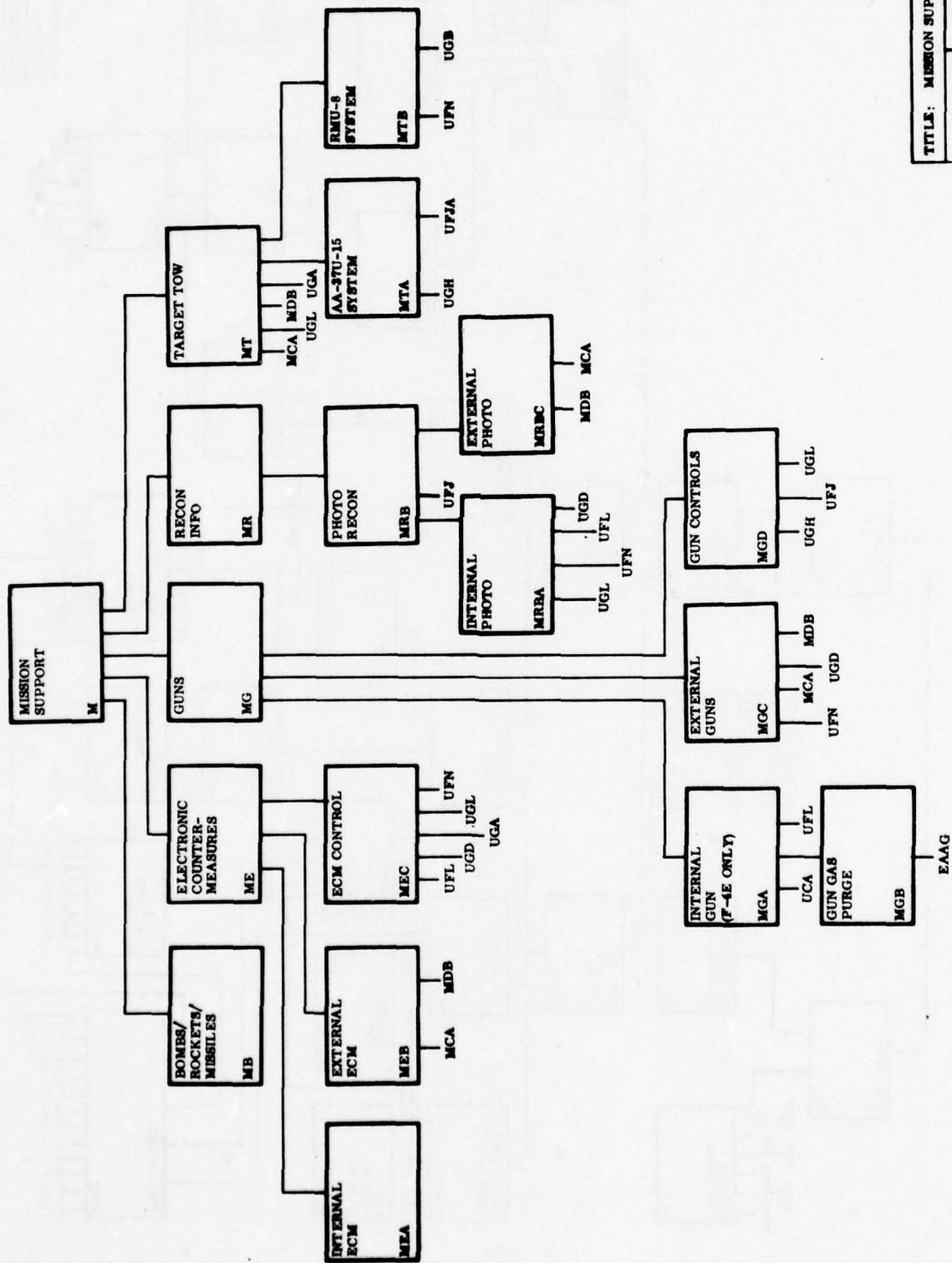


TITLE: LIFT AUGMENTATION		
AIRCRAFT	DATE	DIAGRAM
F-4	OCT. 75	F-6

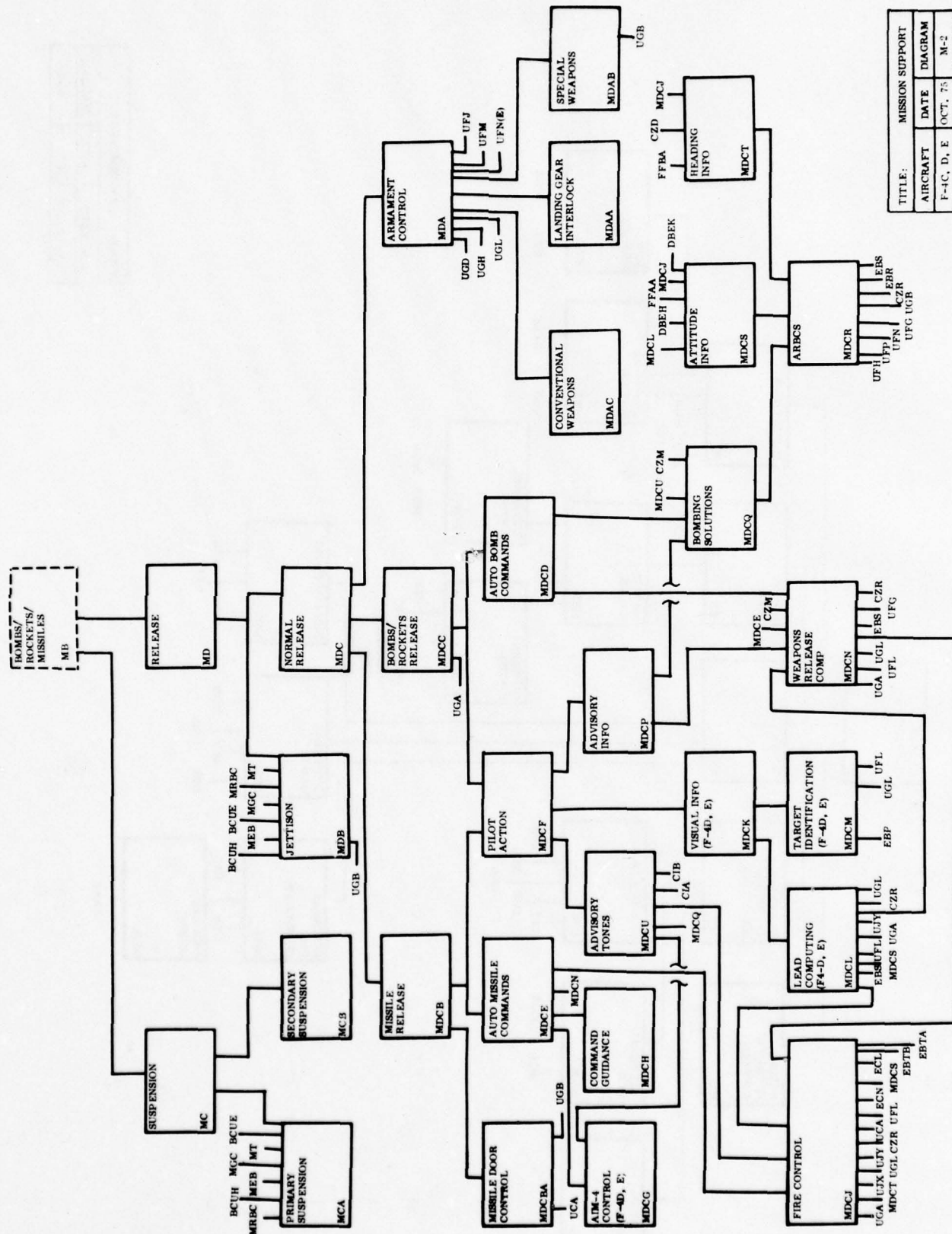




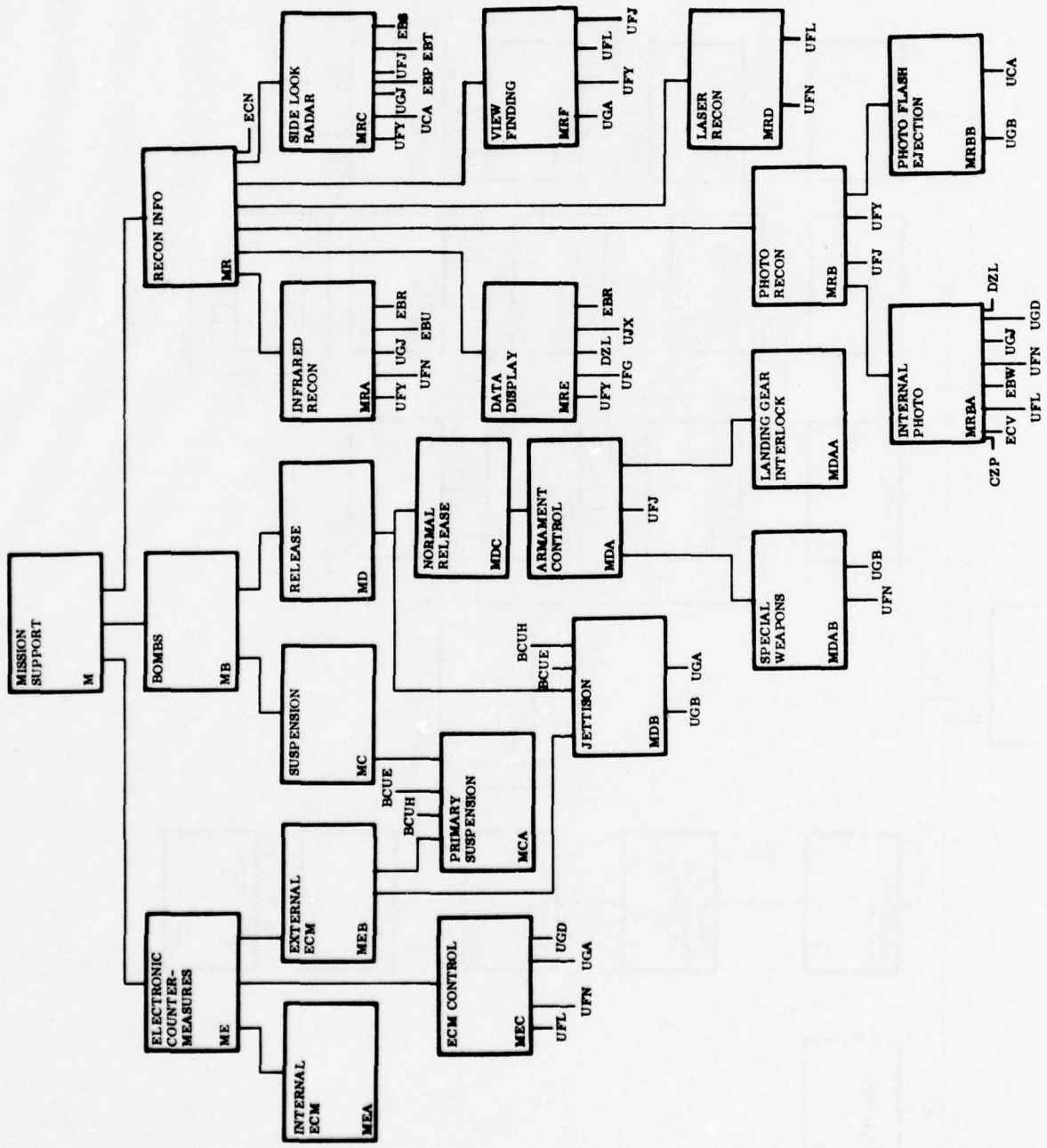




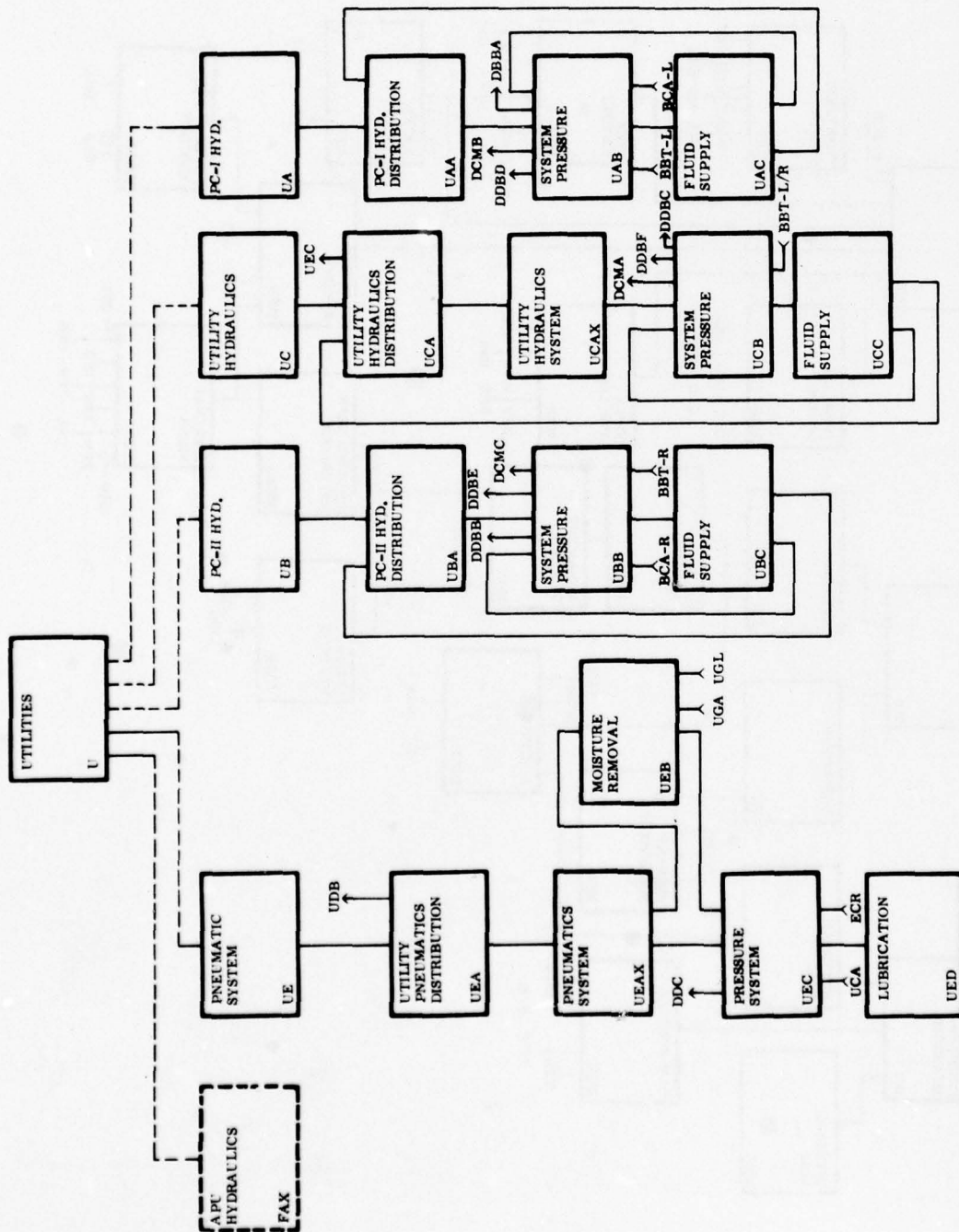
TITLE: MISSION SUPPORT			
AIRCRAFT	DATE	DIAGRAM	
F-4C,D,E	OCT. 75	M-1	



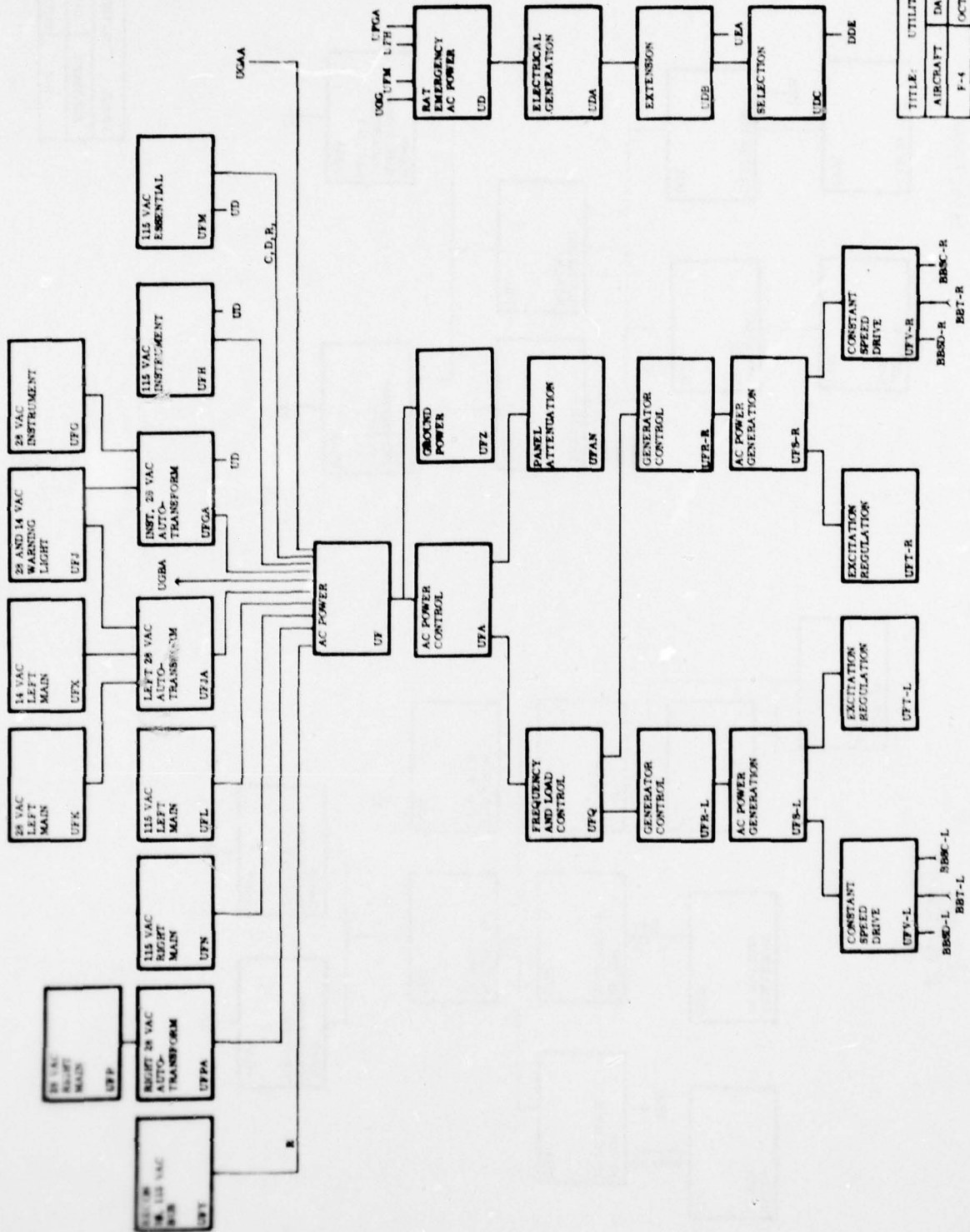
TITLE:	MISSION SUPPORT	
AIRCRAFT:	F-4C, D, E	DIAGRAM
DATE:	OCT. 75	M-2



TITLE: MISSION SUPPORT		
AIRCRAFT	DATE	DIAGRAM
RF-4C	OCT. 75	M-3

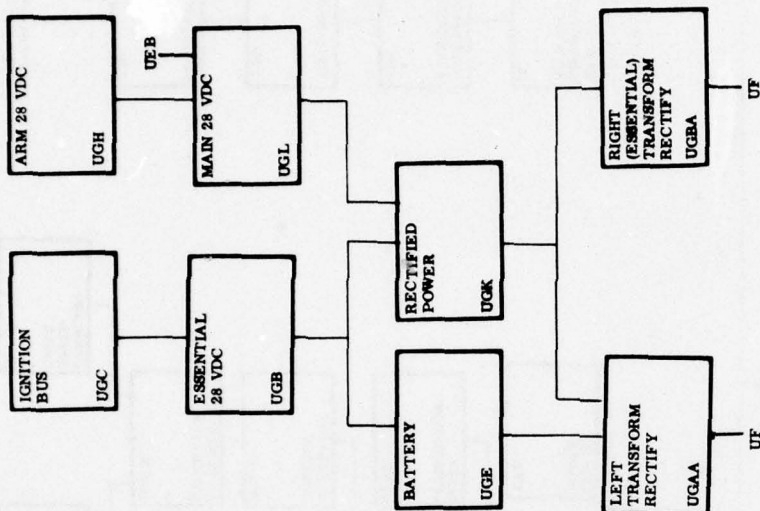


TITLE: UTILITIES		
AIRCRAFT	DATE	DIAGRAM
F-4	OCT. 75	U-1

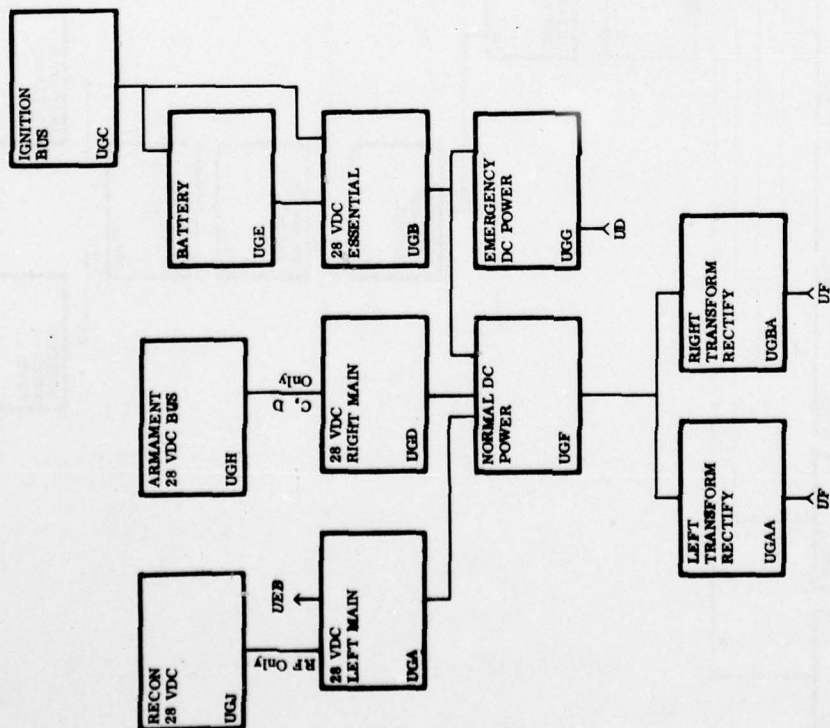


TITLE: UTILITIES	
AIRCRAFT	DATE
F-4	OCT. 75
DIAGRAM	U.A-1

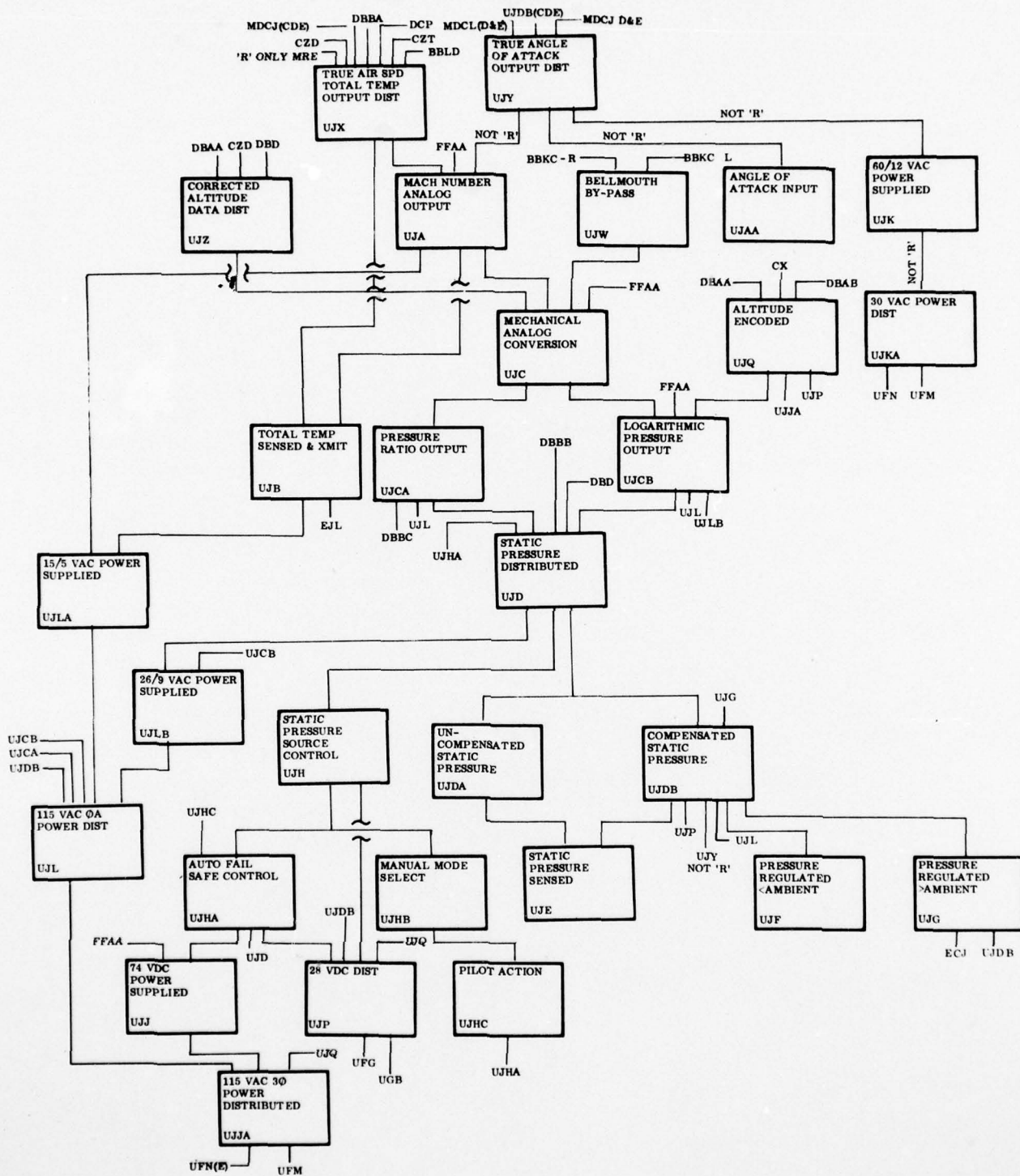
E  
28 VDC POWER



C, D, & RF  
28 VDC POWER



TITLE: UTILITIES		
AIRCRAFT	DATE	DIAGRAM
F-4	OCT. 75	UD-1



TITLE: CENTRAL AIR DATA COMPUTER		
AIRCRAFT	DATE	DIAGRAM
F-4	OCT. 75	UJ-1

PGG095.J1R1 DATE = 09/16/75

FLIGHT SAFETY PREDICTION TECHNIQUE

0000000011111111222222223333333333444444445555555555666666666677777777778  
1234567890123456789012345678901234567890123456789012345678901234567890  
F4 PROPULSION B AAAAAAAAAA  
F4 BASIC ENGINE LBA B 032111110  
F4 BASIC ENGINE RBA B  
F4 MAIN BRACE ASSY UPPER OUTHD 2398A LBAA LBA 8  
F4 MAIN BRACE ASSY UPPER OUTHD 2398A RBAA RBA 8  
F4 MAIN BRACE ASSY LOWER INBD 2398B LBAB LBA 8  
F4 MAIN BRACE ASSY LOWER INBD 2398B RBAB RBA 8  
F4 MAIN BRACE ASSY INBOARD LEFT 2398C LBAC LBA 8  
F4 MAIN BRACE ASSY INBOARD LEFT 2398C RBAC RBA 8  
F4 MAIN BRACE ASSY INBOARD R. 2398D LBAD LBA 8  
F4 MAIN BRACE ASSY INBOARD R. 2398D RBAD RBA 8  
F4 SIDE MOUNT ASSY ENGINE FWD 2398E LBAE LBA 8  
F4 SIDE MOUNT ASSY ENGINE FWD 2398E RBAE RBA 8  
F4 UPPER MOUNT ASSY ENGINE FWD 2398F LBAF LBA 8  
F4 SUPER MOUNT ASSY ENGINE FWD 2398F RBAF RBA 8  
F4 PAD ASSY FRONT MOUNT 2398G LBAG LBA 8  
F4 PAD ASSY FRONT MOUNT 2398G RBAG RBA 8  
F4 LINK ASSY FRONT MOUNT 2398H LBAH LBA 8  
F4 LINK ASSY FRONT MOUNT 2398H RBAH RBA 8  
F4 FWD SIDE MOUNT ASSY UNIVERSL 2398J LBAJ LBA 8  
F4 FWD SIDE MOUNT ASSY UNIVERSL 2398J RBAJ RBA 8  
F4 FWD SIDE MOUNT FITTING ASSY 2398K LBAK LBA 8  
F4 FWD SIDE MOUNT FITTING ASSY 2398K RBAK RBA 8  
F4 PIN MAIN MOUNT 2398L LBAL LBA A  
F4 PIN MAIN MOUNT 2398L RBAL RBA A  
F4 MAIN BRACE ASSY SIDE MOUNT 2398M LBAM LBA A

PG095.J1R1 DATE = 09/16/75

FLIGHT SAFETY PREDICTION TECHNIQUE

00000000111111112222222233333333444444445555555566666666777777778			
12345678901234567890123456789012345678901234567890123456789012345678901234567890			
F4 MAIN BRACE ASSY SIDE MOUNT	2398M	RBAM	RBA A
F4 SUPPORT ENGINE MOUNT	23438	LBAN	LBA A
F4 SUPPORT ENGINE MOUNT	23438	RBAN	RBA A
F4 BOLT ENG FWD MOUNT	2398N	LBAP	LBA 8
F4 BOLT ENG FWD MOUNT	2398N	RBAP	RBA 8
F4 LEFT ENGINE THRUST		LBBA	LBA AAAAAAAAAA
F4		LBBA	LBGG FAAAAAAAAA
F4		LBBA	DABB FAAAAAAAAA
F4 RIGHT ENGINE THRUST		RBBA	RBA AAAAAAAAAA
F4		RBBA	RBGG FAAAAAAAAA
F4		RBBA	DARB FAAAAAAAAA
F4 CONE INNER REAR	23511	LBBA	LBA A
F4 CONE INNER REAR	23511	RBBA	RBA A
F4 DUCT EXHAUST FORWARD	23521	LBBA	LBA A
F4 DUCT EXHAUST FORWARD	23521	RBBA	RBA A
F4 DUCT EXHAUST REAR	23522	LBBA	LBA A
F4 DUCT EXHAUST REAR	23522	RBBA	RBA A
F4 LINER NO 1	23523	LBBA	LBA 5
F4 LINER NO1	23523	RBBA	RBA 5
F4 LINER NO2	23524	LBBA	LBA 5
F4 LINER NO2	23524	RBBA	RBA 5
F4 LINER NO3	23525	LBBA	LBA 5
F4 LINER NO3	23525	RBBA	RBA 5
F4 LINER NO4	23526	LBBA	LBA 5
F4 LINER NO4	23526	RBBA	RBA 5
F4 EXHAUST NOZZLE AREA POSITION		LBBA	LBA 01000000
F4		LBBA	LBHK F11111111
F4 EXHAUST NOZZLE AREA POSITION		RBBA	RBA 01000000
F4		RBBA	RBHK F11111111
F4 RING SUPPORT	23533	LBBA	LBA A
F4 RING SUPPORT	23533	RBBA	RBA A
F4 BELLCRANK	2353A	LBBA	LBA A
F4 BELL CRANK	2353A	RBBA	RBA A
F4 FLAP PRIMARY	2353B	LBBA	LBA A
F4 FLAP PRIMARY	2353B	RBBA	RBA A
F4 SEAL PRIMARY	2353C	LBBA	LBA 2
F4 SEAL PRIMARY	2353C	RBBA	RBA 2
F4 SEAL SECONDARY	2353D	LBBA	LBA 5
F4 SEAL SECONDARY	2353D	RBBA	RBA 5
F4 FLAP SECONDARY	2353E	LBBA	LBA A
F4 FLAP SECONDARY	2353E	RBBA	RBA A
F4 HINGE	2353F	LBBA	LBA A
F4 HING	2353F	RBBA	RBA A
F4 SHROUD OUTER	23534	LBBA	LBA A
F4 SHROUD OUTER	23534	RBBA	RBA A
F4 BRACKET OUTER SHROUD EXHAUST	23527	LBBA	LBA A
F4 BRACKET OUTER SHROUD EXHAUST	23527	RBBA	RBA A
F4 EXHAUST NOZZLE ACTUATION		LBBA	LBA AAAAAAAAAA
F4 EXHAUST NOZZLE ACTUATION		RBBA	RBA AAAAAAAAAA
F4 DRIVE SHAFT FLEX	2353L	LBBA	LBA 2

PGG095.J1R1 DATE = 09/16/75

FLIGHT SAFETY PREDICTION TECHNIQUE

00000000111111112222222222333333333344444444445555555555666666666677777777778  
12345678901234567890123456789012345678901234567890123456789012345678901234567890

F4 DRIVE SHAFT FLEX	2353L	RBBBBB	RBBB	2
F4 DRIVE SHAFT FLEX	2353L	LBBBBB	LBBB	2
F4 DRIVE SHAFT FLEX	2353L	RBBBBB	RBBB	2
F4 DRIVE SHAFT FLEX	2353L	LBBBBB	LBBB	2
F4 DRIVE SHAFT FLEX	2353L	RBBBBB	RBBB	2
F4 DRIVE SHAFT FLEX	2353L	LBBBBB	LBBB	2
F4 DRIVE SHAFT FLEX	2353L	RBBBBB	RBBB	2
F4 ACTUATOR NOZZLE	2353L	LBBBBB	LBBB	2
F4 ACTUATOR NOZZLE	2353L	RBBBBB	RBBB	2
F4 ACTUATOR NOZZLE	2353L	LBBBBB	LBBB	2
F4 ACTUATOR NOZZLE	2353L	RBBBBB	RBBB	2
F4 ACTUATOR NOZZLE	2353L	LBBBBB	LBBB	2
F4 ACTUATOR NOZZLE	2353L	RBBBBB	RBBB	2
F4 RING ACTUATOR SECONDARY	23536	LBBBBB	LBBB	A
F4 RING ACTUATOR SECONDARY	23536	RBBBBB	RBBB	A
F4 CAM LINK ACTUATOR	23537	LBBBBB	LBBB	4
F4 CAM LINK ACTUATOR	23537	RBBBBB	RBBB	4
F4 CAM LINK ACTUATOR	23537	LBBBBB	LBBB	4
F4 CAM LINK ACTUATOR	23537	RBBBBB	RBBB	4
F4 CAM LINK ACTUATOR	23537	LBBBBB	LBBB	4
F4 CAM LINK ACTUATOR	23537	RBBBBB	RBBB	4
F4 CAM LINK ACTUATOR	23537	LBBBBB	LBBB	4
F4 CAM LINK ACTUATOR	23537	RBBBBB	RBBB	4
F4 BOLT CAM LINK	23538	LBBBBB	LBBB	4
F4 BOLT CAM LINK	23538	RBBBBB	RBBB	4
F4 BOLT CAM LINK	23538	LBBBBB	LBBB	4
F4 BOLT CAM LINK	23538	RBBBBB	RBBB	4
F4 BOLT CAM LINK	23538	LBBBBB	LBBB	4
F4 BOLT CAM LINK	23538	RBBBBB	RBBB	4
F4 BOLT CAM LINK	23538	LBBBBB	LBBB	4
F4 BOLT CAM LINK	23538	RBBBBB	RBBB	4
F4 EXHAUST NOZZLE PRESSURE GEN		LBBBC	LBBB	AAAAAAA
F4 EXHAUST NOZZLE PRESSURE GEN		RBBBC	RBBB	AAAAAAA
F4 PUMP NOZZLE HYDRAULIC	2353M	LBBBCA	LBBBC	A
F4 PUMP NOZZLE HYDRAULIC	2353M	RBBBCA	RBBBC	A
F4 FILTER HYD BI-DIRECTIONAL	2353T	LBBBCB	LBBBC	0
F4 FILTER HYD BI-DIRECTIONAL	2353T	RBBBCB	RBBBC	0
F4 FILTER HYD BI-DIRECTIONAL	2353T	LBBBCC	LBBBC	0
F4 FILTER HYD BI-DIRECTIONAL	2353T	RBBBCC	RBBBC	0
F4 CHECK VALVE	2353N	LBBBCD	LBBBC	0
F4 CHECK VALVE	2353N	RBBBCD	RBBBC	0
F4 VALVE HYD PRESS RELIEF	2353U	LBBBCE	LBBBC	1
F4 VALVE HYD PRESS RELIEF	2353U	RBBBCE	RBBBC	1
F4 CHECK VALVE	2353V	LBBBCF	LBBBC	0
F4 CHECK VALVE	2353V	RBBBCF	RBBBC	0
F4 EXHAUST NOZZLE AREA CONTROL		LBBBD	LBBBC	AAAAAAA
F4 EXHAUST NOZZLE AREA CONTROL		LBBBD	DACB	FAAAAAA
F4 EXHAUST NOZZLE AREA CONTROL		RBBBD	RBBBC	AAAAAAA

PG0095.JIR1 DATE = 09/16/75

FLIGHT SAFETY PREDICTION TECHNIQUE

```

0000000001111111112222222223333333334444444445555555556666666667777777778
1234567890123456789012345678901234567890123456789012345678901234567890
F4 RBBBD DACR FAAAAAAAAA
F4 CONTROL NOZZLE AREA 2353S RBBADA RBBBD A
F4 CONTROL NOZZLE AREA PRI-MARY 2353S LBBBDB LBBBD A
F4 HYDRAULIC SUPPLY GEN LBBBE LBBBC AAAAAAAAAA
F4 LBBBE LBBBD FAAAAAAAAA
F4 RBBBE RBBBC AAAAAAAAAA
F4 HYD. OIL SUPPLY GEN. RBBBE RBBBD FAAAAAAAAA
F4 VALVE HYDRAULIC PRESS. RELIEF 2353U LBBBEB LBBBE 0
F4 VALVE HYD. PRESS. RELIEF 2353U RBBBER RBBBE 0
F4 VALVE ANTI-STATIC LEAK 2371L LBBBEC LBBBE 0
F4 VALVE ANTI-STATIC LEAK 2371L RBBBEC RBBBE 0
F4 FILTER ELEM 2371S LBBBEX LBBBE 0
F4 FILTER ELEM 2371S RBBBEX RBBBE 0
F4 FILTER ASSY 2371R LBBBEY LBBBE 0
F4 FILTER ASSY 2371R RBBBEY RBBBE 0
F4 PUMP MAIN LUBE 2371B LBBBEZ LBBBE A
F4 PUMP MAIN LUBE 2371B RBBBEZ RBBBE A
F4 AMPLIFY /, TEMPERATURE CONT. LBBBG LBBBD 55555555
F4 AMPLIFY TEMP CONT RBBBG RBBBD 55555555
F4 AMPL. TEMP. CONT. 2353R LBBBGA LBBBG A
F4 AMPL TEMP 2353R RBBBGA RBBBG A
F4E SWITCH RESET EGT 2353Y LBBBGB LBBBG 1
F4E SWITCH RESET EGT 2353Y RBBBGB RBBBG 1
F4 ELECT. PWR SUPPLY TEMP CONT LBBBH LBBBG AAAAAAAAAA
F4 ELECT PWR SUPPLY TEMP CONT RBBBH RBBBG AAAAAAAAAA
F4 GENERATOR TEMPERATURE AMPL. 2353W LBBBHA LBBBH A
F4 GENERATOR TEMP AMPL 2353W RBBBHA RBBBH A
F4 TEMPERATURE SENSING LBBBJ LBBBG AAAAAAAAAA
F4 TEMPERATURE SENSING RBBBJ RBBBG AAAAAAAAAA
F4 POWER INVERTER STATIC 2392B LBBBJA LBBBJ A
F4 POWER INVERTER STATIC 2392B RBBBJA RBBBJ A
F4 UPPER THERMOCOUPLE HARNESS 2392C LBBBJB LBBBJ 8
F4 UPPER THERMOCOUPLE HARNESS 2392C RBBBJB RBBBJ 8
F4 LOWER THERMOCOUPLE HARNESS 2392D LBBBJC LBBBJ 8
F4 LOWER THERMOCOUPLE HARNESS 2392D RBBBJC RBBBJ 8
F4 SENSOR MECHANICAL LBBBK LBBBD 55555555
F4 SENSOR MECHANICAL RBBBK RBBBD 55555555
F4 BOX TELEFLEX 2353P LBBBKA LBBBK A
F4 BOX TELEFLEX 2353P RBBBKA RBBBK A
F4 CABLE TEMP COMP 2353J LBBBKB LBBBK 1
F4 CABLE TEMP COMP 2353J RBBBKB RBBBK 1
F4 CONT BOX MECH CABLE 2353Q LBBBKC LBBBK 1
F4 CONT BOX MECH CABLE 2353Q RBBBKC RBBBK 1
F4E CABLE NOZZLE FEEDBACK 2353X LBBBKD LBBBK 1
F4E CABLE NOZZLE FEEDBACK 2353X RBBBKD RBBBK 1
F4 COMPENSATOR TEMP 2353G LBBBKE LBBBK 1
F4 COMPENSATOR TEMP 2353G RBBBKE RBBBK 1
F4 COMBUSTION LBBK LBBB AAAAAAAAAA
F4 LBBK LBBB FAAAAAAAAA
F4 LBBK LBBPH FAAAAAAAAA

```

PGG095.J1R1 DATE = 09/16/75

FLIGHT SAFETY PREDICTION TECHNIQUE

00000000111111112222222233333333444444445555555566666666777777778  
1234567890123456789012345678901234567890123456789012345678901234567890

F4 COMBUSTION		RBBC	RBBB	AAAAAAAAA
F4		RBBC	RBBBJ	FAAAAAAAAAA
F4		RBBC	RBBPH	FAAAAAAAAAA
F4 CLAMP TUBE CROSS IGNITION	2331A	LBBCA	LRBC	A
F4 CLAMP TUBE CROSS IGNITION	2331A	RBBCA	RBBC	A
F4 DUCT ASSEMBLY TRANSITION	2331B	LBBCB	LBBC	A
F4 DUCT ASSY TRANSITION	2331B	RBBCB	RBBC	A
F4 SEAL ASSY.TURBINE SHAFT	2331C	LBBCC	LBBG	7
F4 SEAL ASSY TURBINE SHAFT	2331C	RBBCC	RBBG	7
F4 CASING ASSY.OUTER	23311	LBBCD	LBBC	A
F4 CASING ASSY OUTER	23311	RBBCD	RBBC	A
F4 CASING ASSY.INNER	23312	LBBCE	LBBC	A
F4 CASING ASSY INNER	23312	RBBCE	RBBC	A
F4 LINER INNER COMBUSTION	23313	LBBCF	LBBC	2
F4 LINER INNER COMBUSTION	23313	RBBCF	RBBC	2
F4 LINER INNER IGNITION	23314	LBBCG	LBBC	2
F4 LINER INNER IGNITION	23314	RBBCG	RBBC	2
F4 LINER OUTER COMBUSTION	23315	LBBCH	LBBC	2
F4 LINER OUTER COMBUSTION	23315	RBBCH	RBBC	2
F4 LINER OUTER IGNITION	23316	LBB CJ	LBBC	2
F4 LINER OUTER IGNITION	23316	RBB CJ	RBBC	2
F4 LINER REAR	23317	LBBCK	LRBC	4
F4 LINER REAR	23317	RBBCK	RBBC	4
F4 TURE CROSS IGNITION	23318	LBBCL	LRBC	A
F4 TUBE CROSS IGNITION	23318	RBBCL	RBBC	A
F4 MAIN FUEL DELIVERY		LBBDA	LRBC	AAAAAAAAA
F4 MAIN FUEL DELIVER		RBBDA	RBBC	AAAAAAAAA
F4 NOZZLE MAIN FUEL	2361J	LBBDA A	LBBDA	0
F4 NOZZLE MAIN FUEL	2361J	RBBDA A	RBBDA	0
F4 NOZZLE MAIN FUEL	2361J	LBBDA B	LBBDA	1
F4 NOZZLE MAIN FUEL	2361J	RBBDA B	RBBDA	1
F4 NOZZLE MAIN FUEL	2361J	LBBDA C	LBBDA	0
F4 NOZZLE MAIN FUEL	2361J	RBBDA C	RBBDA	0
F4 NOZZLE MAIN FUEL	2361J	LBBDA D	LBBDA	1
F4 NOZZLE MAIN FUEL	2361J	RBBDA D	RBBDA	1
F4 NOZZLE MAIN FUEL	2361J	LBBDA E	LBBDA	0
F4 NOZZLE MAIN FUEL	2361J	RBBDA E	RBBDA	0
F4 NOZZLE MAIN FUEL	2361J	LBBDA F	LBBDA	1
F4 NOZZLE MAIN FUEL	2361J	RBBDA F	RBBDA	1
F4 NOZZLE MAIN FUEL	2361J	LBBDA G	LBBDA	0
F4 NOZZLE MAIN FUEL	2361J	RBBDA G	RBBDA	0
F4 NOZZLE MAIN FUEL	2361J	LBBDA H	LBBDA	1
F4 NOZZLE MAIN FUEL	2361J	RBBDA H	RBBDA	1
F4 NOZZLE MAIN FUEL	2361J	LBBDA J	LBBDA	1
F4 NOZZLE MAIN FUEL	2361J	RBBDA J	RBBDA	1
F4 NOZZLE MAIN FUEL	2361J	LBBDA K	LBBDA	1
F4 NOZZLE MAIN FUEL	2361J	RBBDA K	RBBDA	1
F4 MANIFOLD FUEL INLET	2361L	LBBDA L	LBBDA	8
F4 MANIFOLD MAIN FUEL	2361L	RBBDA L	RBBDA	8
F4 MANIFOLD FUEL INLET	2361L	LBBDA M	LBBDA	8

PG0095.JIR1 DATE = 09/16/75

FLIGHT SAFETY PREDICTION TECHNIQUE

000000001111111122222222333333333344444444445555555555666666666677777777778						
12345678901234567890123456789012345678901234567890123456789012345678901234567890						
F4	MANIFOLD MAIN FUEL	2361L	RBB DAN	RBB DA		8
F4	MANIFOLD FUEL NOZZLE RH	2361R	LBB DAP	LBB DA		8
F4	MANIFOLD FUEL NOZZLE RH	2361R	RBB DAP	RBB DA		8
F4	MANIFOLD FUEL NOZZLE LH	2361S	LBB DAQ	LBB DA		8
F4	MANIFOLD FUEL NOZZLE LH	2361S	RBB DAQ	RBB DA		8
F4	MANIFOLD FUEL QEC	2361T	LBB DAR	LBB DA		8
F4	MANIFOLD FUEL QEC	2361T	RBB DAR	RBB DA		8
F4	MAIN FUEL PRESSURIZER		LBB DB	LBB DA	AAAAA	A
F4			LBB DB	LBB RE	FAAAAAA	A
F4	MAIN FUEL PRESSURIZER		RBB DB	RBB DA	AAAAA	A
F4			RBB DB	RBB RE	FAAAAAA	A
F4	VALVE FUEL PRESS / DRAIN	2361H	LBB DBA	LBB DB		A
F4	VALVE FUEL PRESSURIZER/DRAIN	2361H	RBB DBA	RBB DB		A
F4			LBB DC	LBB DG	FAAAAAA	A
F4	MAIN FUEL CONTROL : DIST.		LBB DC	LBB DB	AAAAA	A
F4			LBB DC	LBB JC	FAAAAAA	A
F4	MAIN FUEL CONTROL : DIST.		LBB DC	LBB QE	FAAAAAA	A
F4			LBB DC	LBB RD	FAAAAAA	A
F4			LBB DC	LBB SD	FAAAAAA	A
F4			LBB DC	DAFT	FAAAAAA	A
F4			RBB DC	RBB BG	FAAAAAA	A
F4	MAIN FUEL CONTROL : DIST		RBB DC	RBB DB	AAAAA	A
F4			RBB DC	RBB JC	FAAAAAA	A
F4			RBB DC	RBB QE	FAAAAAA	A
F4	FUEL CONT/DIST		RBB DC	RBB RD	FAAAAAA	A
F4			RBB DC	RBB SD	FAAAAAA	A
F4			RBB DC	DAFT	FAAAAAA	A
F4	CONTROL MAIN FUEL	2361B	LBB DCA	LBB DC		A
F4	CONTROL MAIN FUEL	2361B	RBB DCA	RBB DC		A
F4	ACTUATOR ROTOR	2361C	LBB DCB	RBB JC		A
F4	ACTUATOR ROTOR	2361C	RBB DCB	RBB DC		A
F4	FILTER ASSY MAIN FUEL	2361U	LBB DCE	LBB DC		0
F4	FILTER ASSY MAIN FUEL	2361U	RBB DCE	RBB DC		0
F4	FILTER ELEM MAIN FUEL	2361V	LBB DCF	LBB DC		0
F4	FILTER ELEM MAIN FUEL	2361V	RBB DCF	RBB DC		0
F4	FILTER ASSY FUEL REF	2361W	LBB DCG	LBB DC		0
F4	FILTER ASSY FUEL REF	2361W	RBB DCG	RBB DC		0
F4	FILTER ELEM FUEL REF	2361X	LBB DCH	LBB DC		0
F4	FILTER ELEM FUEL REF	2361X	RBB DCH	RBB DC		0
F4			LBB DD	LBB DG	FAAAAAA	A
F4	MAIN FUEL PRESSURE GEN		LBB DD	LBB DC	AAAAA	A
F4	MAIN FUEL PRESS GEN		LBB DD	DAFR	FAAAAAA	A
F4			RBB DD	RBB BG	FAAAAAA	A
F4	MAIN FUEL PRESSURE GEN		RBB DD	RBB DC	AAAAA	A
F4	MAIN FUEL PRESS GEN		RBB DD	DAFR	FAAAAAA	A
F4	PUMP MAIN FUEL	2361D	LBB DDA	LBB DD		A
F4	PUMP MAIN FUEL	2361D	RBB DDA	RBB DD		A
F4	FILTER ASSY LP FUEL	2361Y	LBB DDY	LBB DD		0
F4	FILTER ASSY LP FUEL	2361Y	RBB DDY	RBB DD		0
F4	FILTER ELEM LP FUEL	2361Z	LBB DDD	LBB DD		0

PGG095.J1R1 DATE = 09/16/75

FLIGHT SAFETY PREDICTION TECHNIQUE

00000000111111112222222233333333444444445555555566666666777777778  
1234567890123456789012345678901234567890123456789012345678901234567890

F4	FILTER ELEM LP FUEL	2361Z	RBBDD	RBBDD	0
F4	THROTTLE MOVEMENT CONTROL		LBBDE	LBRRA	S888888838
F4			LBBDE	LBBBD	FAAAAAAAAA
F4	TROTTL MOVEMENT CONTROL		LBBDE	LBBDC	FAAAAAAAAA
F4			LBBDE	LBBJC	FAAAAAAAAA
F4			LBBDE	LBCA	F00000001
F4	THROTTLE MOVEMENT CONTROL		RBBDE	RBBBA	S888888888
F4			RBBDE	RBBBD	FAAAAAAAAA
F4	TROTTL MOVEMENT CONTROL		RBBDE	RBBDC	FAAAAAAAAA
F4			RBBDE	RBBQC	FAAAAAAAAA
F4			RBBDE	RBCA	F00000001
F4	CONTROL BOX MECH CABLE	2361M	LBBDEA	LBBDA	A
F4	CONTROL BOX MECH CABLE	2361M	RBBDEA	RBBDA	A
F4	TROTTL LEVER %PILOT<	2396B	LBBDEB	LBBDE	2
F4	TROTTL LEVER %PILOT<	2396B	RBBDEB	RBBDE	2
F4	TROTTL LEVER %RADAR/PILOT<	2396B	LBBDEC	LBBDE	0
F4	TROTTL LEVER %RADAR/PILOT<	2396B	RBBDEC	RBBDE	0
F4	BOX AND TORQUE SHAFT ASSY	2396D	LBBDED	LBBDE	A
F4	BOX AND TORQUE SHAFT ASSY	2396D	RBBDED	RBBDE	A
F4	TELESCOPIC UNIT%PILOT QUAD<	2396E	LBBDEE	LBBDE	2
F4	TELESCOPIC UNIT%PILOT QUAD<	2396E	RBBDEE	RBBDE	0
F4	TELESCOPIC UNIT%RADAR QUAD<	2396E	LBBDEF	LBBDE	0
F4	TELESCOPIC UNIT%PADAR QUAD<	2396E	RBBDEF	RBBDE	0
F4	BOX AND TORQUE SHAFT%HUYCK<	2396H	LBBDEG	LBBDE	A
F4	BOX AND TORQUE-SHAFT%HUYCK<	2396H	RBBDEG	RBBDE	A
F4	TROTTL CONTROL CABLE	2396J	LBBDEH	LBBDE	A
F4	TROTTL CONTROL CABLE	2396J	RBBDEH	RBBDE	A
F4	CONTROL BOX TANDEM %TELFLEX<	2396C	BBDEJ	LBBDE	A
F4	CONTROL BOX TANDEM %TELFLEX<	2396C	BBDEJ	RBBDE	A
F4	BOX DUEL CONT. TROTTL %HYK<	2396G	BBDEK	LBBDE	A
F4	BOX DUEL CONT TROTTL %HYK<	2396G	BBDEK	RBBDE	A
F4	TROTTL QUADRANT %PILOT<	2396A	BBDEL	LBBDE	2
F4	TROTTL QUADRANT %PILOT<	2396A	BBDFL	RBBDE	2
F4	TROTTL QUADRANT %RADAR QPR<	2396A	BBDEM	LBBDE	0
F4	TROTTL QUADRANT%RADAR/PILOT	2396A	BBDEM	RBBDE	0
F4	THROTTLE CROSSOVER	2396F	LBBDEN	LBBDE	A
F4	THROTTLE CROSSOVER	2396F	RBBDEN	RBBDE	A
F4	MAIN IGNITION		LBBEA	LBBC	T 00AAAAA00
F4	MAIN IGNITION		RBBEA	RBBC	T 00AAAAA00
F4	IGNITER PLUG MAIN IGNITION	2382C	LBBEAA	LBBEA	1
F4	IGNITER PLUG MAIN IGNITION	2382C	RBBEAA	RBBEA	1
F4	IGNITER PLUG MAIN IGNITION	2382C	LBBEAB	LBBEA	1
F4	IGNITER PLUG MAIN IGNITION	2382C	RBBEAB	RBBEA	1
F4	MAIN IGNITION GENERATION		LBBEB	LBBEA	AAAAAAAAA
F4	MAIN IGNITION GENERATION		RBBEB	RBBEA	AAAAAAAAA
F4	EXCITER IGNITION DUEL CKT.	2382A	LBBEBA	LBBEB	1
F4	EXCITER IGNITION DUEL CKT	2382A	RBBEBA	RBBEB	1
F4	EXCITER IGNITION SECOND MAIN	2382B	LBBEBB	LBBEB	1
F4	EXCITER IGNITION SECOND MAIN	2382B	RBBEBB	RBBEB	1
F4	MAIN IGNITION SELECT		LBBEC	LBBEB	AAAAAAAAA

PG6095.JIR1 DATE = 09/16/75

FLIGHT SAFETY PREDICTION TECHNIQUE

0000000011111111222222223333333344444444555555556666666677777777778				
1234567890123456789012345678901234567890123456789012345678901234567890				
F4 MAIN IGNITION SELECT		RBBEC	RBBEB	AAAAAAAAA
F4 SWITCH IGNITION	9923B	LBBECA	LBBEC	A
F4 IGNITION SWITCH	9923B	RBBECA	RBBEC	A
F4		LBBF	LBBBG	FAAAAAAAAA
F4 COMPRESSION		LBBF	LBHC	AAAAAAAAA
F4		LBBF	LBHDC	FAAAAAAAAA
F4		LBBF	LBBQC	FAAAAAAAAA
F4		LBBF	FAAL	F11111111
F4 COMPRESSION		LBBF	LEJF	FAAAAAAAAA
F4		LBBF	FEAA	FAAAAAAAAA
F4		RBBF	RBBRG	FAAAAAAAAA
F4 COMPRESSION		RBBF	RBHC	AAAAAAAAA
F4		RBBF	RBBDC	FAAAAAAAAA
F4		RBBF	RBBQC	FAAAAAAAAA
F4		RBBF	FAAL	F11111111
F4 COMPRESSION		RBBF	REJF	FAAAAAAAAA
F4		RBBF	FEAB	FAAAAAAAAA
F4 FRAME FRONT	23211	LBBFA	LBBF	A
F4 FRAME FRONT	23211	RBBFA	RBBF	A
F4 HOUSING BEARING NO1	23212	LBBFAA	LBBF	A
F4 HOUSING BEARING NO1	23212	RBBFAA	RBBF	A
F4 BEARING NO 1 RACE : ROLLER	23213	LBBFAB	LBBF	A
F4 BEARING NO1 RACE : ROLLER	23213	RBBFAB	RBBF	A
F4 COVER MANIFOLD	23216	LBBFAC	LBBF	A
F4 COVER MANIFOLD	23216	RBBFAC	RBBF	A
F4 NOZZLE OIL NO1 BEARING	2321E	LBBFAD	LBBSA	A
F4 NOZZLE OIL NO1 BEARING	2321E	RBBFAD	RBBSA	A
F4 SEAL OIL NO1 BEARING	23218	LBBFAE	LBBSA	2
F4 SEAL OIL NO1 BEARING	23218	RBBFAE	RBBSA	2
F4 CONNECTOR ASSY.	2322A	LBBFBA	LBBF	A
F4 CONNECTOR ASSY	2322A	RBBFBA	RBBF	A
F4 VANE STATOR	2322B	LBBFBB	LBBF	A
F4 VANE STATOR	2322B	RBBFBB	RBBF	A
F4 SHROUD VANE	2322C	LBBFBC	LBBF	A
F4 SHROUD VANE	2322C	RBBFBC	RBBF	A
F4 CASING ASSY. REAR	2322F	LBBFB0	LBBF	A
F4 CASING ASSY REAR	2322F	RBBFB0	RBBF	A
F4 CASING ASSY. FRONT	23221	LBBFB1	LBBF	A
F4 CASING ASSY FRONT	23221	RBBFB1	RBBF	A
F4 SUPPORT	23223	LBBFBF	LBBF	A
F4 SUPPORT	23223	RBBFBF	RBBF	A
F4 BAFFLE AIR	2323A	LBBFCA	LBBF	A
F4 BAFFLE AIR	2323A	RBBFCA	RBBF	A
F4 CONE TORQUE	2323B	LBBFCB	LBBF	4
F4 CONE TORQUE	2323B	RBBFCB	RBBF	4
F4 RING DISC RETAINING	2323C	LBBFCC	LBBF	A
F4 RING DISC RETAINING	2323C	RBBFCC	RBBF	A
F4 SHAFT REAR STUB	2323D	LBBFCD	LBBF	A
F4 SHAFT REAR STUB	2323D	RBBFCD	RBBF	A
F4 SEAL AIR ROTATING STAGE 17	2323E	LBBFCE	LBBF	8

PGG095.JIR1 DATE = 09/16/75

FLIGHT SAFETY PREDICTION TECHNIQUE

00000000111111111122222222233333333334444444445555555556666666667777777778  
 12345678901234567890123456789012345678901234567890123456789012345678901234567890

F4 SEAL AIR ROTATING STAGE 17	2323E	RBBFCE	RBBF	8
F4 RACE INNER NO.1 BEARING	23231	LBBFCF	LBBF	A
F4 RACE INNER NO1 BEARING	23231	RBBFCF	RBBF	A
F4 RACE INNER AIR-OIL SEAL NO1	23232	LBBFCG	LHBSA	2
F4 RACE INNER AIR-OIL SEAL NO1	23232	RBBFCG	RHBSA	2
F4 RING BLADE RETAINING	23233	LBBFCH	LBBF	A
F4 RING BLADE RETAINING	23233	RBBFCH	RBBF	A
F4 SHAFT FRONT STUB	23234	LBBFCJ	LBBF	A
F4 SHAFT FRONT STUB	23234	RBBFCJ	RBBF	A
F4 DUCT AIR	23235	LBBFCK	LBBF	2
F4 DUCT AIR	23235	RBBFCK	RBBF	2
F4 DISC	23236	LBBFCL	LBBF	4
F4 DISC	23236	RBBFCL	RBBF	4
F4 SPACER	23237	LBBFCM	LBBF	2
F4 SPACER	23237	RBBFCM	RBBF	2
F4 BLADE	23238	LBBFCN	LBBF	A
F4 BLADE	23238	RBBFCN	RBBF	A
F4 FRAME	23241	LBBFD	LBBF	A
F4 FRAME	23241	RBBFD	RBBF	A
F4 TUBE ASSY NO.5 STRUT	2324A	LBBFDA	LHBSA	5
F4 TUBE ASSY NO5 STRUT	2324A	RBBFDA	RHBSA	5
F4 TUBE ASSY NO.6 STRUT	2324B	LBBFDB	LHBSL	2
F4 TUBE ASSY NO6 ATRUT	2324B	RBBFDB	RHBSL	2
F4 SEAL AIR NO.2 BEARING FWD	2324C	LBBFDC	LBBF	5
F4 SEAL AIR NO2 BEARING FWD	2324C	RBBFDC	RBBF	5
F4 RACE AIR SEAL NO.2 BRNG FWD	2324D	LBBFDD	LBBF	5
F4 RACE AIR SEAL NO2 BRING FWD	2324D	RBBFDD	RBBF	5
F4 SEAL OIL NO2 BEARING FORWARD	2324E	LBBFDE	LHBSA	2
F4 SEAL OIL NO2 BEARING FORWARD	2324E	RBBFDE	RHBSA	2
F4 RACE OIL SEAL NO2 BRING FWD	2324F	LBBFDF	LHBSA	2
F4 RACE OIL SEAL NO2 BRING FWD	2324F	RBBFDF	RHBSA	2
F4 BEARING NO2	2324G	LBBFDG	LBBF	A
F4 BEARING NO2	2324G	RBBFDG	RBBF	A
F4 SEAL OIL NO2 BEARING AFT	2324H	LBBFDH	LHBSA	2
F4 SEAL OIL NO2 BEARING AFT	2324H	RBBFDH	RHBSA	2
F4 RACE OIL SEAL NO2 BRING AFT	2324J	LBBFDJ	LHBSA	2
F4 RACE OIL SEAL NO2 BRING AFT	2324J	RBBFDJ	RHBSA	2
F4 SEAL AIR NO.2 BEARING AFT	2324K	LBBFDK	LBBF	5
F4 SEAL AIR NO2 BEARING AFT	2324K	RBBFDK	RBBF	5
F4 SEAL AIR TURBINE	2324L	LBBFDL	LBBF	5
F4 SEAL AIR TURBINE	2324L	RBBFDL	RBBF	5
F4 RACE AIR SEAL FUEL	2324M	LBBFDM	LBBF	5
F4 RACE AIR SEAL DUEL	2324M	RBBFDM	RBBF	5
F4 BLANKET NO.2 SUMP INSULATING	2324N	LBBFDN	LBBF	4
F4 BLANKET NO2 SUMP INSULATING	2324N	RBBFDN	RBBF	4
F4 NUT NO.2 BEARING	2324P	LBBFDP	LBBF	5
F4 NUT NO2 BEARING	2324P	RBBFDP	RBBF	5
F4 AIR SEAL STAGE 17	23242	LBBFDR	LBBF	5
F4 AIR SEAL STAGE 17	23242	RBBFDR	RBBF	5
F4 SUPPORT	23243	LBBFDS	LBBF	2

PGG095.JIR1 DATE = 09/16/75

FLIGHT SAFETY PREDICTION TECHNIQUE

000000001111111122222222333333333344444444445555555555666666666677777777778  
1234567890123456789012345678901234567890123456789012345678901234567890

F4 SUPPORT	23243	RBBFDS	RBBF	2
F4 BLANKET INSULATION FRONT	23244	LBBFDT	LBBF	3
F4 BLANKET INSULATION FRONT	23244	RBBFDT	RBBF	3
F4 FLANGE AND JACKET	23245	LBBFDU	LBBF	4
F4 FLANGE AND JACKET	23245	RBBFDU	RBBF	4
F4 NUT-PLATE	23246	LBBFDV	LBBF	4
F4 NUT-PLATE	23246	RBBFDV	RBBF	4
F4 TUBE AND NOZZLE ASSY LUBE	23247	LBBFDW	LBBSA	A
F4 TUBE AND NOZZLE ASSY LUBE	23247	RBBFDW	RBBSA	A
F4 TUBE ASSY NO.1 STRUT	23248	LBBFDX	LBBF	5
F4 TUBE ASSY NO1 STRUT	23248	RBBFDX	RBBF	5
F4 ENGINE ROTATION		LBBG	LBBF	AAAAA
F4		LBBG	LBBT	FAAAAAA
F4		LBBG	DAAD	FAAAAAA
F4 ENGINE ROTATION		RBBG	RBBF	AAAAA
F4		RBBG	RBBT	FAAAAAA
F4		RBBG	DAAD	FAAAAAA
F4 SHROUD TURBINE STAGE 1	2341A	LBBGAA	LBBG	A
F4 SHROUD TURBINE STAGE 1	2341A	RBBGAA	RBBG	A
F4 SHROUD TURBINE STAGE 2	2341B	LBBGAB	LBBG	A
F4 SHROUD TURBINE STAGE 2	2341B	RBBGAB	RBBG	A
F4 SHROUD TURBINE STAGE 3	2341C	LBBGAC	LBBG	A
F4 SHROUD TURBINE STAGE 3	2341C	RBBGAC	RBBG	A
F4 CASE ASSY	23411	LBBGAD	LBBG	A
F4 CASE ASSY	23411	RBBGAD	RBBG	A
F4 NOZZLE STAGE 1	23413	LBBGAE	LBBG	A
F4 NOZZLE STAGE 1	23413	RBBGAE	RBBG	A
F4 NOZZLE STAGE 2 UPPER : LOWER	23414	LBBGAF	LBBG	A
F4 NOZZLE STAGE 2 UPPER : LOWER	23414	RBBGAF	RBBG	A
F4 NOZZLE STAGE 3 UPPER : LOWER	23416	LBBGAG	LBBG	A
F4 NOZZLE STAGE 3 UPPER : LOWER	23416	RBBGAG	RBBG	A
F4 SUPPORT RING NOZZLE STAGE 1	23418	LBBGAH	LBBG	A
F4 SUPPORT RING NOZZLE STAGE 1	23418	RBBGAH	RBBG	A
F4 BAFFLE AIR TURBINE INNER	2342K	RBBGB	RBBG	5
F4 BLADE LEADING STAGE 2	2342A	LBBGBA	LBBG	A
F4 BLADE LEADING STAGE 2	2342A	RBBGBA	RBBG	A
F4 BLADE TRAILING STAGE 2	2342B	LBBGBB	LBBG	A
F4 BLADE TRAILING STAGE 2	2342B	RBBGBB	RBBG	A
F4 RING ASSY TORQUE STAGE 2	2342C	LBBGBC	LBBG	A
F4 RING ASSY TORQUE STAGE 2	2342C	RBBGBC	RBBG	A
F4 WHEEL STAGE 3	2342D	LBBGBD	LBBG	A
F4 WHEEL STAGE 3	2342D	RBBGBD	RBBG	A
F4 BLADE LEADING STAGE 3	2342E	LBBGBE	LBBG	A
F4 BLADE LEADING STAGE 3	2342E	RBBGBE	RBBG	A
F4 BLADE TRAILING STAGE 3	2342F	LBBGBF	LBBG	A
F4 BLADE TRAILING STAGE 3	2342F	RBBGBF	RBBG	A
F4 BAFFLE TURBINE ROTOR	2342G	LBBGBG	LBBG	5
F4 BAFFLE TURBINE ROTOR	2342G	RBBGBG	RBBG	5
F4 SUPPORT RING	2342H	LBBGBH	LBBG	A
F4 SUPPORT RING	2342H	RBBGBH	RBBG	A

PGG095.J1R1 DATE = 09/16/75

FLIGHT SAFETY PREDICTION TECHNIQUE

0000000001111111112222222222333333333344444444445555555555666666666677777777778  
12345678901234567890123456789012345678901234567890123456789012345678901234567890

F4 SEAL TURBINE REAR	2342J	LBBGBJ	LBBG	5
F4 SEAL AIR TURBINE REAR	2342J	RBBGBJ	RBBG	5
F4 BAFFLE AIR TURBINE INNER	2342K	LBBGBK	LBBG	5
F4 RACE OIL SEAL NO3 BRING FWD	2342L	LBBGBL	LBBSA	2
F4 RACE OIL SEAL NO3 BRING FWD	2342L	RBBGBL	RBBSA	2
F4 RACE OIL SEAL NO3 BRING AFT	2342M	LBBGBM	LBBSA	2
F4 RACE OIL SEAL NO3 BRING AFT	2342M	RBBGBM	RBBSA	2
F4 RACE NO 3 BEARING INNER	2342N	LBBGBN	LBBG	A
F4 RACE NO3 BEARING INNER	2342N	RBBGBN	RBBG	A
F4 SEAL AIR NO 3 BEARING	2342P	LBBGRP	LBBG	5
F4 SEAL AIR NO3 BEARING	2342P	RBBGRP	RBBG	5
F4 BOLT ASSY TURBINE	23421	LBBGBR	LBBG	A
F4 BOLT ASSY TURBINE	23421	RBBGBR	RBBG	A
F4 SHAFT TURBINE	23422	LBBGBS	LBBG	A
F4 SHAFT TURBINE	23422	RBBGBS	RBBG	A
F4 WHEEL STAGE 1	23424	LBBGBT	LBBG	A
F4 WHEEL STAGE 1	23424	RBBGBT	RBBG	A
F4 BLADE LEADING STAGE 1	23425	LBBGBU	LBBG	A
F4 BLADE LEADING STAGE 1	23425	RBBGBU	RBBG	A
F4 BLADE TRAILING STAGE 1	23426	LBBGBV	LBBG	A
F4 BLADE TRAILING STAGE 1	23426	RBBGBV	RBBG	A
F4 RING ASSY TORQUE STAGE 1	23427	LBBGBW	LBBG	A
F4 RING ASSY TORQUE STAGE 1	23427	RBBGBW	RBBG	A
F4 WHEEL STAGE 2	23428	LBBGBX	LBBG	A
F4 WHEEL STAGE 2	23428	RBBGBX	RBBG	A
F4 BEARING ENGINE MOUNT	2343A	LBBGCA	LBBG	A
F4 BEARING ENGINE MOUNT	2343A	RBBGCA	RBBG	A
F4 VANE	2343B	LBBGCB	LBBG	A
F4 VANE	2343B	RBBGCB	RBBG	A
F4 BAFFLE TURBINE ROTOR SPILL	2343C	LBBGCC	LBBG	7
F4 BAFFLE TURBINE ROTOR SPILL	2343C	RBBGCC	RBBG	7
F4 SEAL AIR TURBINE FORWARD	2343D	LBBGCD	LBBG	5
F4 SEAL AIR TURBINE FORWARD	2343D	RBBGCD	RBBG	5
F4 BLANKET INSULATION FRONT	2343E	LBBGCE	LBBG	5
F4 BLANKET INSULATION FRONT	2343E	RBBGCE	RBBG	5
F4 SEAL OIL NO3 BEARING FRONT	2343F	LBBGCF	LBBSA	2
F4 SEAL OIL NO3 BEARING FRONT	2343F	RBBGCF	RBBSA	2
F4 BEARING ROLLER : RACE NO 3	2343G	LBBGCG	LBBG	A
F4 BEARING ROLLER : RACE NO3	2343G	RBBGCG	RBBG	A
F4 SEAL OIL NO3 BEARING REAR	2343H	LBBGCH	LBBSA	2
F4 SEAL OIL NO3 BEARING REAR	2343H	RBBGCH	RBBSA	2
F4 BLANKET INSULATION REAR	2343J	LBBGCJ	LBBG	5
F4 BLANKET INSULATION REAR	2343J	RBBGCJ	RBBG	5
F4 SEAL AIR NO 3 BEARING	2343K	LBBGCK	LBBG	5
F4 SEAL AIR NO3 BEARING	2343K	RBBGCK	RBBG	5
F4 TUBE AND NOZZLE ASSY LUBE	2343L	LBBGCL	LBBSA	A
F4 TUBE AND NOZZLE ASSY LUBE	2343L	RBBGCL	RBBSA	A
F4 SUPPORT CONE TURBINE FRAME	2343N	LBBGCN	LBBG	A
F4 BAFFLE COOLING AIR TURVINE	2343P	LBBGCP	LBBG	5
F4 CONE INNER	23431	LBBGCQ	LBBG	A

AD-A054 487

ARINC RESEARCH CORP ANNAPOLIS MD

F/G 1/2

DEVELOPMENT OF AIR FORCE FLIGHT SAFETY MODELS. VOLUME 5. F-4D; --ETC(U)

OCT 75


F09603-72-A-1132

UNCLASSIFIED

C54-01-1-1406-VOL-5

NL

2 of 3  
AD  
A054487



PG095.JIR1 DATE = 09/16/75

FLIGHT SAFETY PREDICTION TECHNIQUE

00000000111111112222222222333333333344444444445555555555666666666677777777778		12345678901234567890123456789012345678901234567890123456789012345678901234567890		
F4 CONE OUTER	23432	LBBGCR	LBBG	A
F4 HOUSING UNIBALL	23433	LBBGCS	LBBG	8
F4 TUBE VENTING NO 6 STRUT	23434	LBBGCT	LBBG	2
F4 TUBE DIL NO3 STRUT	23435	LBBGCU	LBBGSA	A
F4 TUBE DIL NO3 STRUT	23435	RBBGCU	RBBGSA	A
F4 TUBE DIL NO4 STRUT	23436	LBBGCV	LBBGSA	7
F4 TUBE DIL NO4 STRUT	23436	RBBGCV	RBBGSA	7
F4 FLANGE INNER CONE	23437	LBBGCW	LBBG	A
F4 FLANGE INNER CONE	23437	RBBGCW	RBBG	A
F4 SUPPORT CONE TURBINE FRAME	2343N	RBBGGN	RBBG	A
F4 BAFFLE COOLING AIR TURBINE	2343P	RBBGGP	RBBG	5
F4 CONE INNER	23431	RBBGGQ	RBBG	A
F4 CONE OUTER	23432	RBBGGR	RBBG	A
F4 HOUSING UNIBALL	23433	RBBGGS	RBBG	8
F4 TUBE VENT NO6 STRUT	23434	RBBGCT	RBBG	2
F4		LBBHA	LBBDC	F AAAAAAAAAA
F4 ENGINE INLET AIR INDUCTION		LBBHA	LBBF	AAAAAAAAAA
F4		LBBHA	LBBJD	F AAAAAAAAAA
F4		RBBHA	RBBDC	F AAAAAAAAAA
F4 ENGINE INLET AIR INDUCTION		RBBHA	RBBF	AAAAAAAAAA
F4		RBBHA	RBBJD	F AAAAAAAAAA
F4 FRAME ASSY FRONT	23210	LBBHAA	LBBHA	1
F4 FRAME ASSY FRONT	23210	RBBHAA	RBBHA	1
F4 ENGINE INLET AIR CONTROL		LBBHB	LBBHA	1111111111
F4 ENGINE INLET AIR CONTROL		RBBHB	RBBHA	1111111111
F4 INLET GUIDE VANE POSITION		LBBJA	LBBHB	055555550
F4 INLET GUIDE VANE POSITION		RBBJA	RBBHB	055555550
F4 BEARING IGV	2321A	LBBJAA	LBBJA	1
F4 BEARING IGV	2321A	RBBJAA	RBBJA	1
F4 VANE INLET GUIDE	2321B	LBBJAB	LBBJA	1
F4 VANE INLET GUIDE	2321B	RBBJAB	RBBJA	1
F4 BELLCRANK IGV	2321C	LBBJAC	LBBJA	8
F4 BELLCRANK IGV	2321C	RBBJAC	RBBJA	8
F4 RING ASSY ACTUATING	2321D	LBBJAD	LBBJA	8
F4 RING ASSY ACTUATING	2321D	RBBJAD	RBBJA	8
F4 SUPPORT IGV INNER FRONT	2321J	LBBJAE	LBBJA	5
F4 SUPPORT IGV INNER FRONT	2321J	RBBJAE	RBBJA	5
F4 SUPPORT IGV INNER REAR	2321K	LBBJAF	LBBJA	5
F4 SUPPORT IGV INNER REAR	2321K	RBBJAF	RBBJA	5
F4 VANE ACTUATION		LBBJB	LBBJE	AAAAAAAAAA
F4 VANE ACTUATION		RBBJB	RBBJE	AAAAAAAAAA
F4 ACTUATOR VARIABLE VANE	2322H	LBBJBA	LBBJB	A
F4 ACTUATOR VARIABLE VANE	2322H	RBBJBA	RBBJB	A
F4 VARIABLE VANE CONTROL		LBBJC	LBBJB	AAAAAAAAAA
F4 VARIABLE VANE CONTROL		RBBJC	RBBJB	AAAAAAAAAA
F4 CONTROL BOX IGV FEEDBACK	2322J	LBBJCA	LBBJC	A
F4 CONTROL BOX IGV FEEDBACK	2322J	RBBJCA	RBBJC	A
F4		LBBJD	LBBJC	F AAAAAAAAAA
F4 COMP INLET TEMP SENSING		LBBJD	LBBJC	AAAAAAAAAA
F4		RBBJD	RBBDC	F AAAAAAAAAA

PGG095.JIR1 DATE = 09/16/75

FLIGHT SAFETY PREDICTION TECHNIQUE

00000000111111112222222222333333333344444444445555555555666666666677777777778				
12345678901234567890123456789012345678901234567890123456789012345678901234567890				
F4 COMPRESSOR INLET TEMP SENS.		RBBJD	RBBJC	AAAAAAAAA
F4 COMP INLET TEMP SENSOR	2361A	LBBJDA	LBBJD	A
F4 TEMP SENSOR CIT	2361A	RBBJDA	RBBJD	A
F4		LBBJE	LBBDC	FAAAAAAAAA
F4 VARIABLE VANE POSITION		LBBJE	LBBF	J11111110
F4		LBBJE	LBBJA	FAAAAAAAAA
F4		LBBJE	LBBJC	FAAAAAAAAA
F4		RBBJE	RBBDC	FAAAAAAAAA
F4 VARIABLE VANE POSITION		RBBJE	RBBF	011111110
F4		RBBJE	RBBJA	FAAAAAAAAA
F4		RBBJE	RBBJC	FAAAAAAAAA
F4 BELLCRANK	23224	LBBJEA	LBBJE	1
F4 BELLCRANK	23224	RBBJEA	RBBJE	1
F4 MAIN CRANK	23225	LBBJEB	LBBJE	8
F4 MAIN CRANK	23225	RBBJEB	RBBJE	8
F4 MASTER ROD	23226	LBBJEC	LBBJE	3
F4 MASTER ROD	23226	RBBJEC	RBBJE	3
F4 BEARING SPHERICAL ROD END	23227	LBBJED	LBBJE	8
F4 BEARING SPHERICAL ROD END	23227	RBBJED	RBBJE	8
F4 HALF RING ASSY	23228	LBBJEE	RBBJE	1
F4 HALF RING ASSY	23228	RBBJFF	LBBJE	1
F4 BELLMOUTH POSITION		LBBKA	LBBHB	001111000
F4		LBBKA	LBBN	001111000
F4 BELLMOUTH POSITION		RBBKA	RBBHB	001111000
F4		RBBKA	RBBN	001111000
F4 BEARING	1132A	LBBKAA	LBBKA	2
F4 BEARINGS -3	1132A	RBBKAA	RBBKA	2
F4 BELLCRANK VARIABLE BELLMOUTH	1132B	LBBKAB	LBBKA	4
F4 BELLCRANK VARIABLE BELLMOUTH	1132B	RBBKAB	RBBKA	A
F4 RING ASSY VARIABLE BELLMOUTH	1132C	LBBKAC	LBBKA	A
F4 RING ASSY VARIABLE BELLMOUTH	1132C	RBBKAC	RBBKA	A
F4 IDLER ASSY BELLMOUTH	1132F	LBBKAD	LBBKA	3
F4 IDLER ASSY VARIABLE BELLMOUTH	1132F	RBBKAD	RBBKA	3
F4D BELLMOUTH CABLES	1132M	LBBKAE	LBBKA	5
F4E BELLMOUTH CABLES	1132M	LBBKAE	LBBKA	5
F4D BELLMOUTH CABLES	1132M	RBBKAE	RBBKA	5
F4E BELLMOUTH CABLES	1132M	RBBKAE	RBBKA	5
F4D BELLMOUTH PULLEYS	1132N	LBBKAF	LBBKA	5
F4E BELLMOUTH PULLEYS	1132N	LBBKAF	LBBKA	5
F4D BELLMOUTH PULLEYS	1132N	RBBKAF	RBBKA	5
F4E BELLMOUTH PULLEYS	1132N	RBBKAF	RBBKA	5
F4 BELLMOUTH ACTUATION		LBBKB	LBBKA	AAAAAAAAA
F4 BELLMOUTH ACTUATION		RBBKB	RBBKA	AAAAAAAAA
F4 ACTUATOR BYPASS BELLMOUTH	1132D	LBBKBA	LBBKB	A
F4 ACTUATOR BYPASS BELLMOUTH	1132D	RBBKBA	RBBKA	A
F4 BELLMOUTH CONTROL		LBBKC	LBBKB	AAAAAAAAA
F4 BELLMOUTH CONTROL		RBBKC	RBBKB	AAAAAAAAA
F4 CONTROLLER BELLMOUTH	1132G	LBBKCA	LBBKC	A
F4 CONTROLLER BELLMOUTH	1132G	RBBKCA	RBBKC	A
F4 SOLENOID ASSY	1132L	LBBKCB	LBBKC	A

PGSD95.J1R1 DATE = 09/16/75

FLIGHT SAFETY PREDICTION TECHNIQUE

```

000000001111111112222222223333333334444444445555555556666666667777777778
1234567890123456789012345678901234567890123456789012345678901234567890
F4 SOLENOID ASSY 1132L RBBKCB RBBKC A
F4 STATIC PRESSURE SENSING LBBKD LBBKC AAAAAAAAAA
F4 STATIC PRESSURE SENSING RBBKU RBBKC AAAAAAAAAA
F4 STATIC PORT 9923A LBBKDA LBBKD A
F4 STATIC PORT 99111 RBBKDA RBBKD A
F4 IMPACT PRESSURE SENSING LBBKF LBBKC AAAAAAAAAA
F4 IMPACT PRESSURE SENSING RBBKE RBBKC AAAAAAAAAA
F4 PITOT TUBE BELLMOUTH CONTROL 1132J LBBKEA LBBKE A
F4 PITOT TUBE BELLMOUTH CONTROL 1132J RBBKEA RBBKE A
F4 FILTER ASSY BELLMOUTH PITOT 1132H LBBKEB LBBKE 1
F4 FILTER ASSY BELLMOUTH PITOT 1132H RBBKEB RBBKE 1
F4 VARIABLE RAMP POSITION LBBLA LBBHB F 000252000
F4 LBBLA LBBLC FAAAAAAAAAA
F4 VARIABLE RAMP POSITION RBBLA RBBHB F 000252000
F4 RBBLA RBBLC FAAAAAAAAAA
F4 RAMP ASSY FORWARD VARIABLE 1131A LBBLAA LBBLA 3
F4 RAMP ASSY FORWARD VARIABLE 1131A RBBLAA RBBLA 3
F4 RAMP ASSY AFT VARIABLE 1131B LBBLAB LBBLA 3
F4 RAMP ASSY AFT VARIABLE 1131B RBBLAB RBBLA 3
F4 RAMP FIXED 1131C LBBLAC LBBLA 0
F4 RAMP FIXED 1131C RBBLAC RBBLA 0
F4 HINGE ASSY MOVABLE RAMP 1131F LBBLAD LBBLA A
F4 HINGE ASSY MOVABLE RAMP 1131F RBBLAD RBBLA A
F4 SWIVEL VARIABLE RAMP 1131G LBBLAE LBBLA 3
F4 SWIVEL VARIABLE RAMP 1131G RBBLAE RBBLA 3
F4 SWIVEL HYDRAULIC RAMP 1131H LBBLAF LBBLA 3
F4 SWIVEL HYDRAULIC RAMP 1131H RBBLAF RBBLA 3
F4 DUCT ASSY FWD FUS ENG AIR 1131K LBBLAG LBBLA 1
F4 DUCT ASSY FWD FUSE ENG AIR 1131K RBBLAG RBBLA 1
F4 VARIABLE RAMP ACTUATION LBBLB LBBLA AAAAAAAAAA
F4 VARIABLE RAMP ACTUATION RBBLB RBBLA AAAAAAAAAA
F4 CYLINDER ASSY VARIABLE RAMP 1131D LBBLBA LBBLB A
F4 CYLINDER ASSY VARIABLE RAMP 1131D RBBLBA RBBLB A
F4 ROD ASSY VARIABLE RAMP MECH 1131E LBBLBB LBBLB A
F4 ROD ASSY VARIABLE RAMP MECH 1131E RBBLBB RBBLB A
F4 VARIABLE RAMP CONT. LBBLC LBBLB AAAAAAAAAA
F4 VARIABLE RAMP CONTROL RBBLC RBBLB AAAAAAAAAA
F4 SERVO VALVE VARIABLE RAMP 1131J LBBLCA LBBLC A
F4 SERVO VALVE VARIABLE RAMP 1131J RBBLCA RBBLC A
F4 AMPLIF. RAMP CONTROL 1131M LBBLCB LBBLC A
F4 AMPL RAMP CONTROL 1131M RBBLCB RBBLC A
F4 POTENTIOMETER FEEDBACK 1131N LBBLCC LBBLC 5
F4 POTENTIOMETER FEEDBACK SENS 1131N RBBLCC RBBLC 5
F4 TOTAL TEMP DIST (ADCS) BBLD LBBLC 111111111
F4 BBLU RBBLC 111111111
F4 AUXILIARY AIR DOORS POSITION LBBMA LBBHB 000000000
F4 LBBMA LBBV 110000011
F4 AUX AIR DOOR POSITION LBBMA LDCJA FAAAAAAAAAA
F4 AUXILIARY AIR DOOR POSITION RBBMA RBBHB 000000000
F4 RBBMA RBBN 1100C0011

```

PGG095.J1R1 DATE = 09/16/75

FLIGHT SAFETY PREDICTION TECHNIQUE

```

00000000111111112222222222333333333444444445555555556666666667777777778
1234567890123456789012345678901234567890123456789012345678901234567890
F4 AUX AIR DOOR POSITION RBBMA ROCJA FAAAAAAAAA
F4 DOOR ENGINE AIR 111HA LBBMAA LBBMA 0
F4 DOOR ENGINE AIR 111HA RBBMAA RBBMA 0
F4 AUXILARY AIR DOOR ACTUATION LBBMB LBBMA AAAAAAAAAA
F4 AUXILARY AIR DOOR ACTUATION RBBMB RBBMA AAAAAAAAAA
F4 CYLINDER ASSY ACTUATOR 1133B LBBMBA LBBMB A
F4 CYLINDER ASSY ACTUATOR 1133B RBBMBA RBBMB A
F4 AUXILARY AIR DOOR CONTROL LBBMC LBBMB A000000AA
F4 AUX AIR DOOR CONTROL RBBMC RBBMR A000000AA
F4 VALVE ASSEMBLY 1133D LBBMCA LBBMC A
F4 VALVE ASSY 1133D RBBMCA RBBMC A
F4 COOLING AIR DISTRIBUTION LBBN LBBNX 110000011
F4 LBBN LBBSD F11111111
F4 LBBN LBBT F11111111
F4 COOLING AIR DISTRIBUTION RBBN RBBNX 110000011
F4 RBBN RBBSD F11111111
F4 RBBN RBBT F11111111
F4 ATTENUATION LBBNX LBA 111111111
F4 ATTENUATION RBBNX RBA 111111111
F4 AFTERBURNER THRUST LBBP LBBA 010000000
F4 AFTERBURNER THRUST RBBP RBA 010000000
F4 RING GUTTER INNER 23512 LBBPA LBBP 3
F4 RING GUTTER INNER 23512 RBBPA RBBP 3
F4 RING GUTTER MIDDLE 23513 LBBPB LBBP 3
F4 RING GUTTER MIDDLE 23513 RBBPB RBBP 3
F4 RING GUTTER OUTER 23514 LBBPC LBBP 3
F4 RING GUTTER OUTER 23514 RBBPC RBBP 3
F4 SUPPORT STRUT 23515 LBBPD LBBP A
F4 SUPPORT STRUT 23515 RBBPD RBBP A
F4 PLATE GUTTER 23516 LBBPE LBBP 1
F4 PLATE GUTTER 23516 RBBPE RBBP 1
F4 RING SPRAYBAR SPACER 23517 LBBPF LBBP 1
F4 RING SPRAYBAR SPACER 23517 RBBPF RBBP 1
F4 RING SPRAYBAR RETAINER 23518 LBBPG LBBP 5
F4 RING SPRAYBAR RETAINER 23518 RBBPG RBBP 5
F4 AFTERBURNER COMBUSTION LBBPH LBBP AAAAAAAAAA
F4 AFTERBURNER COMBUSTION RBBPH RBBP AAAAAAAAAA
F4 AFTERBURNER FUEL DELIVERY LBBQA LBBPH AAAAAAAAAA
F4 AFTERBURNER FUEL DELIVERY RBBQA RBBPH AAAAAAAAAA
F4 NOZZLE FUEL MULTI-JET 2362F LBBQAA LBBQA 1
F4 NOZZLE FUEL MULTI-JET X21 2362F RBBQAA RBBQA 1
F4 FUEL MANIFOLD A/B 2362L LBBQAB LBBQA 2
F4 FUEL MANIFOLD A/B 2362L RBBQAB RBBQA 2
F4 FUEL MANIFOLD A/B 2362L LBBQAC LBBQA 2
F4 FUEL MANIFOLD A/B 2362L RBBQAC RBBQA 2
F4 FUEL MANIFOLD A/B 2362L LBBQAD LBBQA 2
F4 FUEL MANIFOLD A/B 2362L RBBQAD RBBQA 2
F4 FUEL MANIFOLD A/B 2362L LBBQAE LBBQA 2
F4 FUEL MANIFOLD A/B 2362L RBBQAE RBBQA 2
F4 AFTERBURNER FUEL PRESSURIZER LBBQB LBBQA AAAAAAAAAA

```

PGG095.JIR1 DATE = 09/16/75

FLIGHT SAFETY PREDICTION TECHNIQUE

```

0000000011111111122222222233333333344444445555555556666666667777777778
1234567890123456789012345678901234567890123456789012345678901234567890
F4 AFTERBURNER FUEL PRESSURIZ  RBBQB RBBQA AAAAAAAAAA
F4 VALVE FUEL PRESSURIZER 2362E LBBQBA LBBQB A
F4 VALVE FUEL PRESSURIZER 2362E RBBQBA RBBJB A
F4 AFTERBURNER FUEL CONTROL LBBQC LBBQB AAAAAAAAAA
F4 LBBQC LBBSD F010010000
F4 AFTERBURNER FUEL CONTROL RBBQC RBBJD AAAAAAAAAA
F4 RBBQC RBBSD F010010000
F4 CONTROL A/B FUEL 2362C LBBQCA LBBQC A
F4 CONTROL A/B FUEL 2362C RBBQCA RBBQC A
F4 FILTER ASSY AB FUEL 2362S LBBQCC LBBQC O
F4 FILTER ASSY AB FUEL 2362S RBBQCC RBBQC O
F4 FILTER ELEM AB FUEL 2362T LBBQCD LBBQC O
F4 FILTER ELEM AB FUEL 2362T RBBQCD RBBQC O
F4 CONTROL BOX MECH CABLE 2362M LBBQCE LBBQC A
F4 CONTROL BOX MECH CABLE 2362M RBBQCE RBBQC A
F4 AFTERBURNER FUEL PRESS GEN LBBQD LBBQC AAAAAAAAAA
F4 LBBQD LBBRE FAAAAAAAAAAA
F4 AFTERBURNER FUEL PRESS GEN RBBQD RBBQC AAAAAAAAAA
F4 RBBQD RBBRE FAAAAAAAAAAA
F4 PUMP A/B FUEL 2362A LBBQDA LBBQD A
F4 PUMP A/B FUEL 2362A RBBQDA LBBQD A
F4 A/B FUEL PRESS GEN CONTROL LBBQE LBBQD AAAAAAAAAA
F4 A/B FUEL PRESS GEN CONTROL RBBQE RBBQD AAAAAAAAAA
F4 VALVE STARTING PILOT BURNER 2362H LBBQEA LBBQE A
F4 VALVE STARTING PILOT BURNER 2362H RBBQEA RBBQE A
F4 TORCH IGNITION LBBRA LBBPH 010000000
F4 TORCH IGNITION RBBRA RBBPH 010000000
F4 TORCH IGNITER 2351A LBBRAA LBBRA A
F4 TORCH IGNITION 2351A RBBRAA RBBRA A
F4 LINER TORCH IGNITER 2351B LBBRAB LBBRA 1
F4 LINER TORCH IGNITER 2351B RBBRAB RBBRA 1
F4 LINER TORCH IGNITER 2383C LBBRAC LBBRA 1
F4 LINER TORCH IGNITER 2383C RBBRAC RBBRA 1
F4 AFTERBURNER IGNITION &DIST.< LBBRB LBBRA AAAAAAAAAA
F4 AFTERBURNER IGNITION &TORCH< RBBRB RBBRA AAAAAAAAAA
F4 SPARK PLUG TORCH IGNITER 2383A LBBRBA LBBRB A
F4 SPARK PLUG TORCH IGNITER 2383A RBBRBA RBBRB A
F4 AFTERBURNER IGNITION GEN LBBRC LBBRB AAAAAAAAAA
F4 AFTERBURNER IGNITION GEN RBBRC RBBRB AAAAAAAAAA
F4 EXCITER IGN DUAL CKT 2382A LBBRCA LBBRC A
F4 EXCITER IGN DUAL CKT 2382A RBBRCA RBBRC A
F4 AFTERBURNER IGNITION CONTROL LBBRD LBBRC AAAAAAAAAA
F4 LBBRD BCQ F111111111
F4 AFTERBURNER IGNITION CONTROL RBBRD RBBRC AAAAAAAAAA
F4 RBBRD BCQ F111111111
F4 SWITCH PRESSURE 2383B LBBRDA LBBRD A
F4 SWITCH PRESSURE 2383B RBBRDA RBBRD A
F4 TORCH IGNITER FUEL CONTROL LBBRE LBBRA AAAAAAAAAA
F4 TORCH IGNITER FUEL CONTROL RBBRE RBBRA AAAAAAAAAA
F4 NOZZLE FUEL TORCH IGNITER 2362J LBBREA LBBRE A

```

PGG095.J1R1 DATE = 09/16/75

FLIGHT SAFETY PREDICTION TECHNIQUE

00000000111111112222222233333333334444444455555555666666667777777778  
1234567890123456789012345678901234567890123456789012345678901234567890

F4 NOZZLE FUEL TORCH IGNITER	2362J	RBBREA	RBBRE	A
F4 VALVE TORCH IGNITER	2362G	LBBREB	LBBRE	A
F4 VALVE TORCH IGNITER	2362G	RBBREB	RBBRE	A
F4 VALVE CHECK A/B IGNITION	2362K	LBBREC	LBBRE	J
F4 VALVE CHECK A/B IGNITION	2362K	RBBREC	RBBRE	O
F4 VALVE PRESS/VENT	2362B	LBBRED	LBBRE	A
F4 VALVE PRESS/VENT	2362B	RBBRED	RBBRE	A
F4 OIL DISTRIBUTION		LBBSA	LBBG	017777710
F4		LBBSA	LBBSE	FAAAAAAAAA
F4 OIL DISTRIBUTION		RBBSA	RBBG	017777710
F4		RBBSA	RBBSE	FAAAAAAAAA
F4 LUBE OIL PRESSURE GENERATION		LBBSB	LBBSA	AAAAAAAAAAA
F4		LBBSB	DADB	FAAAAAAAAAA
F4 LUBE OIL PRESS GEN		RBBSB	RBBSA	AAAAAAAAAAA
F4		RBBSB	DADB	FAAAAAAAAAA
F4 PUMP MAIN LUBE	2371B	LBBSBA	LBBSB	A
F4 PUMP MAIN LUBE	2371B	RBBSBA	RBBSB	A
F4 FILTER ASSY LUBE/HYD	2371K	LBBSD	LBBSB	O
F4 FILTER ASSY LUBE/HYD	2371R	RBBSD	RBBSB	O
F4 FILTER ELEM LUBE/HYD	2371S	LBBSE	LBBSB	O
F4 FILTER ELEM LUBE/HYD	2371S	RBBSE	RBBSB	O
F4 FILTER ASSY LUBE/DISCH	2371T	LBBSEF	LBBSB	O
F4 FILTER ASSY LUBE/DISCH	2371T	RBBSEF	RBBSB	O
F4 FILTER ELEM LUBE/DISCH	2371U	LBBSEG	LBBSB	O
F4 FILTER ELEM LUBE/DISCH	2371U	RBBSEG	RBBSB	O
F4 LUBE OIL SUPPLY		LBBSC	LBBSB	AAAAAAAAAAA
F4		LBBSC	LUFV	F77777777
F4 LUBE OIL SUPPLY		RBBSC	RBBSB	AAAAAAAAAAA
F4		RBBSC	RUFV	F77777777
F4 TANK OIL	2371A	LBBSCA	LBBSC	A
F4 TANK OIL	2371A	RBBSCA	RBBSC	A
F4 VALVE PRESS : VACUUM RELIEF	2371F	LBBSCC	LBBSC	O
F4 VALVE PRESS : VACUUM RELIEF	2371F	RBBSCC	RBBSC	J
F4 FILTER ASSY OIL FILL LINE	2371V	LBBSCD	LBBSC	O
F4 FILTER ASSY OIL FILL LINE	2371V	RBBSCD	RBBSC	O
F4 FILTER ELEM OIL FILL LINE	2371W	LBBSCF	LBBSC	O
F4 FILTER ELEM OIL FILL LINE	2371W	RBBSCF	RBBSC	O
F4 LUBE OIL TEMP CONT		LBBSD	LBBSA	888888888
F4		LBBSD	LUFV	888888888
F4 LUBE OIL TEMP CONT		RBBSD	RBBSA	888888888
F4		RBBSD	RUFV	888888888
F4 COOLER MAIN OIL	2371G	LBBSDA	LBBSD	2
F4 COOLER MAIN OIL	2371G	RBBSDA	RBBSD	2
F4 COOLER AFTERBURNER OIL	2371H	LBBSDB	LBBSD	2
F4 COOLER A/B OIL	2371H	RBBSDB	RBBSD	2
F4 COOLER AIR OIL	2371J	LBBSDC	LBBSD	2
F4 COOLER AIR OIL	2371J	RBBSDC	RBBSD	2
F4 VALVE OIL COOLER	2371K	LBBSDD	LBBSD	O
F4 VALVE OIL COOLER	2371K	RBBSDD	RBBSD	O
F4 LUBE OIL SCAVENGE		LBBSE	LBBSC	OAAAAAAAA

PG095.J1R1 DATE = 09/16/75

FLIGHT SAFETY PREDICTION TECHNIQUE

000000001111111122222222223333333334444444455555555666666667777777777H  
1234567890123456789012345678901234567890123456789012345678901234567890

F4 LUBE OIL SCAVENGE		RBBSE	RBBSC	0AAAAAAAA0
F4 VALVE ANTI-STATIC LEAK	2371L	LBBSEA	LBBSE	1
F4 VALVE ANTI-STATIC LEAK	2371L	RBBSEA	RBBSE	1
F4 PUMP SCAVENGE TRANS GEAR	2312U	LBBSEE	LBBSE	3
F4 PUMP SCAVENGE TRANS GEAR	2312U	RBBSEE	RBBSE	3
F4 SCREEN OIL	2312V	LBBSEF	LBBSE	1
F4 SCREEN OIL	2312V	RBBSEF	RBBSE	1
F4 PUMP SCAVENGE NO2 BEAR	2314U	LBBSEG	LBBSE	3
F4 PUMP SCAVENGE NO2 BEAR	2314U	RBBSEG	RBBSE	3
F4 SCREEN OIL	2314T	LBBSEH	LBBSE	1
F4 SCREEN OIL	2314T	RBBSEH	RBBSE	1
F4 PUMP SCAVENGE NO 3 BEAR	2343M	LBBSEJ	LBBSE	3
F4 PUMP SCAVENGE NO 3 BEAR	2343M	RBBSEJ	RBBSE	3
F4 ACCESSORY DRIVE		LBBT	LBBBC	FAAAAAAAAA
F4		LBBT	LBBBF	FAAAAAAAAA
F4		LBBT	LBBBH	FAAAAAAAAA
F4		LBBT	LBBDC	FAAAAAAAAA
F4		LBBT	LBBDD	AAAAAAAAAA
F4		LBBT	LBBDB	FAAAAAAAAA
F4 ACCESSORY DRIVE		LBBT	LBBSE	FAAAAAAAAA
F4 ACCESSORY DRIVE		LBBT	UAB	AAAAAAAAAA
F4 ACCESSORY DRIVE		LBBT	UCB	55555555
F4 ACCESSORY DRIVE		LBBT	LUFV	AAAAAAAAAA
F4 ACCESSORY DRIVE- RIGHT		RBBT	RBBBC	FAAAAAAAAA
F4 ACCESSORY DRIVE- RIGHT		RBBT	RBBBF	FAAAAAAAAA
F4 ACCESSORY DRIVE- RIGHT		RBBT	RBBBH	FAAAAAAAAA
F4 ACCESSORY DRIVE- RIGHT		RBBT	RBBDC	FAAAAAAAAA
F4 ACCESSORY DRIVE- RIGHT		RBBT	RBBDD	AAAAAAAAAA
F4 ACCESSORY DRIVE- RIGHT		RBBT	RBBDB	FAAAAAAAAA
F4 ACCESSORY DRIVE- RIGHT		RBBT	RBBSE	FAAAAAAAAA
F4 ACCESSORY DRIVE- RIGHT		RBBT	UBB	AAAAAAAAAA
F4 ACCESSORY DRIVE- RIGHT		RBBT	UCB	55555555
F4 ACCESSORY DRIVE- RIGHT		RBBT	RUFV	AAAAAAAAAA
F4 GEAR HORIZONTAL HEVEL	2311B	LBBTAA	LBBT	A
F4 GEAR HORIZONTAL HEVEL	2311B	RBBTAA	RBBT	A
F4 SHAFT SPLINE	2311C	LBBTAB	LBBT	A
F4 SHAFT SPLINE	2311C	RBBTAB	RBBT	A
F4 HOUSING INNER	2311D	LBBTAC	LBBT	A
F4 HOUSING INNER	2311D	RBBTAC	RBBT	A
F4 BEARING UPPER	2311E	LBBTAD	LBBT	A
F4 BEARING UPPER	2311E	RBBTAD	RBBT	A
F4 BEARING LOWER	2311F	LBBTAE	LBBT	A
F4 BEARING LOWER	2311F	RBBTAE	RBBT	A
F4 HOUSING BEARING VERTICAL	2311G	LBBTAF	LBBT	A
F4 HOUSING BEARING VERTICAL	2311G	RBBTAF	RBBT	A
F4 CAP BEARING VERTICAL	2311H	LBBTAG	LBBT	1
F4 CAP BEARING VERTICAL	2311H	RBBTAG	RBBT	1
F4 SUPPORT INNER BEARING	2311J	LBBTAH	LBBT	1
F4 SUPPORT INNER BEARING	2311J	RBBTAH	RBBT	1
F4 SHAFT RADIAL DRIVE	2311K	LBBTAJ	LBBT	A

PGG095.J1R1 DATE = 09/16/75

FLIGHT SAFETY PREDICTION TECHNIQUE

00000000111111112222222222333333333344444444445555555555666666666677777777778  
 12345678901234567890123456789012345678901234567890123456789012345678901234567890

F4 SHAFT RADIAL DRIVE	2311K	RBHTAJ	RBBT	A
F4 TUB WASHER	2311L	LBBTAK	LBBT	1
F4 TUB WASHER	2311L	RBBTAK	RBBT	1
F4 HOUSING OUTER	23111	LBBTAL	LBBT	A
F4 HOUSING OUTER	23111	RBHTAL	RBBT	A
F4 TUBE LUBE	23112	LBBTAM	LBBSA	7
F4 TUBE LUBE	23112	RBBTAM	RBBSA	7
F4 SEAL FRONT	23113	LBBTAN	LBBSA	2
F4 SEAL FRONT	23113	RBBTAN	RBBSA	2
F4 SEAL REAR	23114	LBBTAP	LBBSA	2
F4 SEAL REAR	23114	RBBTAP	RBBSA	2
F4 CAP BEARING	23115	LBBTAQ	LBBT	1
F4 CAP BEARING	23115	RBBTAQ	RBBT	1
F4 BEARING HORIZONTAL DRIVE	23116	LBBTAR	LBBT	A
F4 BEARING HORIZONTAL DRIVE	23116	RBBTAR	RBBT	A
F4 HOUSING HORIZ.DRIVE BEARING	23117	LBBTAS	LBBT	A
F4 HOUSING HORIZ.DRIVE BEARING	23117	RBBTAS	RBBT	A
F4 SHAFT GEAR HORIZONTAL	23118	LBBTAT	LBBT	A
F4 SHAFT GEAR HORIZONTAL	23118	RBBTAT	RBBT	A
F4 CASING REAR	2312G	LBBTBA	LBBT	A
F4 CASING REAR	2312G	RBBTBA	RBBT	A
F4 COVER GEARBOX TOP	2312H	LBBTBB	LBBT	A
F4 COVER GEARBOX TOP	2312H	RBBTBB	RBBT	A
F4 SUPPORT BEARING INNER	2312J	LBBTBC	LBBT	A
F4 SUPPORT BEARING INNER	2312J	RBBTBC	RBBT	A
F4 ADAPTER GEARBOX	2312Q	LBBTBD	LBBT	A
F4 ADAPTER GEARBOX	2312Q	RBBTBD	RBBT	A
F4 GEARSHAFT	2312R	LBBTBE	LBBT	A
F4 GEARSHAFT	2312R	RBBTBE	RBBT	A
F4 SHAFT GEAR BEVEL	2312S	LBBTBF	LBBT	A
F4 SHAFT GEAR BEVEL	2312S	RBBTBF	RBBT	A
F4 SHAFT	2312T	LBBTBG	LBBT	A
F4 SHAFT	2312T	RBBTBG	RBBT	A
F4 GEAR SPUR	2312W	LBBTBK	LBBT	A
F4 GEAR SPUR	2312W	RBBTBK	RBBT	A
F4 SHAFT HORIZ. DRIVE FRONT	2312X	LBBTBL	LBBT	A
F4 SHAFT HORIZ. DRIVE FRONT	2312X	RBBTBL	RBBT	A
F4 HOUSING HORIZ DRIVE SHAFT	2312Y	LBBTBM	LBBT	A
F4 HOUSING HORIZ DRIVE SHAFT	2312Y	RBBTBM	RBBT	A
F4 TUB WASHER	2312Z	LBBTBN	LBBT	1
F4 TUB WASHER	2312Z	RBBTBN	RBBT	1
F4 TUBE AND NOZZLE ASSY LUBE	23121	LBBTBP	LBBSA	7
F4 TUBE AND NOZZLE ASSY LUBE	23121	RBBTBP	RBBSA	7
F4 GEAR BEVEL	23123	LBBTBQ	LBBT	A
F4 GEAR BEVEL	23123	RBBTBQ	RBBT	A
F4 SHAFT SPLINE	23124	LBBTBR	LBBT	A
F4 SHAFT SPLINE	23124	RBBTBR	RBBT	A
F4 CASING FRONT	23125	LBBTBS	LBBT	A
F4 CASING FRONT	23125	RBBTBS	RBBT	A
F4 HOUSING SUPPORT	23131	RBBTCT	RBBT	A

PGG095.JIR1 DATE = 09/16/75

FLIGHT SAFETY PREDICTION TECHNIQUE

0000000011111111222222222233333333444444445555555555666666666677777777778  
 1234567890123456789012345678901234567890123456789012345678901234567890

F4 HOUSING SUPPORT	23131	LBBTCA	LBBT	A
F4 BEARING	23132	LBBTCA	LBBT	A
F4 BEARING	23132	RBBTCA	RBBT	A
F4 HOUSING BEARING	23133	LBBTCC	LBBT	A
F4 HOUSING BEARING	23133	RBBTCC	RBBT	A
F4 COUPLING	23134	LBBTCD	LBBT	A
F4 COUPLING	23134	RBBTCD	RBBT	A
F4 TUB WASHER	23136	LBBTCE	LBBT	0
F4 TUB WASHER	23136	RBBTCE	RBBT	0
F4 NOZZLE LUBE	23135	LBBTCF	LBBTSA	7
F4 NOZZLE LUBE	23135	RBBTCF	RBBTSA	7
F4 HOUSING BEARING	2314A	LBBTDA	LBBT	A
F4 HOUSING BEARING	2314A	RBBTDA	RBBT	A
F4 BEARING	2314B	LBBTDB	LBBT	A
F4 BEARING	2314B	RBBTDB	RBBT	A
F4 SHAFT GEAR	2314C	LBBTDC	LBBT	A
F4 SHAFT GEAR	2314C	RBBTDC	RBBT	A
F4 BRACKET HINGE	2314J	LBBTDD	LBBT	0
F4 BRACKET HINGE	2314J	RBBTDD	RBBT	0
F4 HINGE	2314K	LBBTDE	LBBT	0
F4 HINGE	2314K	RBBTDE	RBBT	0
F4 CASING FRONT	2314L	LBBTDF	LBBT	A
F4 CASING FRONT	2314L	RBBTDF	RBBT	A
F4 CASING REAR	2314M	LBBTDG	LBBT	A
F4 CASING REAR	2314M	RBBTDG	RBBT	A
F4 HOUSING	2314Q	LBBTDH	LBBT	A
F4 HOUSING	2314Q	RBBTDH	RBBT	A
F4 TUB WASHER	2314V	LBBTDHX	LBBT	1
F4 GEARSHAFT	2314K	LBBTDJ	LBBT	A
F4 GEARSHAFT	2314R	RBBTDJ	RBBT	A
F4 GEAR	2314S	LBBTDK	LBBT	A
F4 GEAR	2314S	RBBTDK	RBBT	A
F4 TUB WASHER	2314V	RBBTDN	RBBT	1
F4 SHAFT HORIZONTAL DRIVE REAR	23141	LBBTDP	LBBT	A
F4 SHAFT HORIZONTAL DRIVE REAR	23141	RBBTDP	RBBT	A
F4 HOUSING HORIZ DRIVE SHAFT REAR	23142	LBBTDQ	LBBT	A
F4 HOUSING HORIZ DRIVE SHAFT REAR	23142	RBBTDQ	RBBT	A
F4 SHAFT HORIZONTAL DRIVE#1PCE	23143	LBBTDR	LBBT	A
F4 SHAFT HORIZONTAL DRIVE#1PCE	23143	RBBTDR	RBBT	A
F4 HOUSING HORIZ DRIVE SHAFT	23144	LBBTDS	LBBT	A
F4 HOUSING HORIZ DRIVE SHAFT	23144	RBBTDS	RBBT	A
F4 TUBE AND NOZZLE LUBE	23147	LBBTDT	LBBTSA	7
F4 TUBE AND NOZZLE LUBE	23147	RBBTDT	RBBTSA	7
F4 BRACKET MNT	23148	RBBTDTX	RBBT	A
F4 BRACKET MOUNT	23148	LBBTDU	LBBT	A
F4 MAIN FUEL DELIVERY		BC	B	SAAAAA
F4 MAIN FUEL DELIVERY		BC	LBCA	FAAAAA
F4 MAIN FUEL DELIVERY		BC	LBCA	FAAAAA
F4 MAIN FUEL DELIVERY		PC	RBCA	FAAAAA
F4 MAIN FUEL DELIVERY		BC	RBCA	FAAAAA

PG6095.J1R1 DATE = 09/16/75

FLIGHT SAFETY PREDICTION TECHNIQUE

```

00000000111111112222222222333333333344444444445555555555666666666677777777778
12345678901234567890123456789012345678901234567890123456789012345678901234567890
F4MAIN FUEL DELIVERY BC LBCB FAAAAAAAAA
F4RMAIN FUEL DELIVERY BC LBCB FAAAAAAAAA
F4EMAIN FUEL DELIVERY BC RBCB FAAAAAAAAA
F4RMAIN FUEL DELIVERY BC RBCB FAAAAAAAAA
F4EMAIN FUEL DELIVERY BC LBCB FAAAAAAAAA
F4RMAIN FUEL DELIVERY BC LBCB FAAAAAAAAA
F4EMAIN FUEL DELIVERY BC RBCB FAAAAAAAAA
F4RMAIN FUEL DELIVERY BC RBCB FAAAAAAAAA
F4 LBCA LBBA SAAAAAAAAA
F4 L ENGINE FUEL DELIVERY LBCA LBBDD FAAAAAAAAA
F4 LBCA LBBQE FAAAAAAAAA
F4 LBCA UAB FAAAAAAAAA
F4 RBCA RBA SAAAAAAAAA
F4 R ENGINE FUEL DELIVERY RBCA RBBDD FAAAAAAAAA
F4 RBCA RBBQE FAAAAAAAAA
F4 RBCA UBB FAAAAAAAAA
F4 VALVE SHUTOFF ENGINE FUEL 4613B LBCA LBCA 0
F4 VALVE SHUTOFF ENG FUEL 4613B RBCA RBCA 0
F4C VALVE DRAIN ENGINE MANIFOLD4613E LBCAB LBCA 1
F4R VALVE DRAIN ENGINE MANIFOLD4613E LBCAB LBCA 1
F4C VALVE DRAIN ENGINE MANIFOLD4613E RBCAB RBCA 1
F4R VALVE DRAIN ENGINE MANIFOLD4613E RBCAB RBCA 1
F4C VALVE DRAIN ENGINE MANIFOLD4613E LBCAC LBCA 1
F4R VALVE DRAIN ENGINE MANIFOLD4613E LBCAC LPCA 1
F4C VALVE DRAIN ENGINE MANIFOLD4613E RBCAC RBCA 1
F4R VALVE DRAIN ENGINE MANIFOLD4613E RBCAC RBCA 1
F4 ENGINE MASTER SWITCH 2396A LBCAD LBCA 2
F4 ENGINE MASTER SWITCH 2396A RBCAD RBCA 2
F4CMAIN FUEL PRESS GEN 3CB BC 01000000
F4DMAIN FUEL PRESS GEN 3CB BC 01000000
F4ENGINE PRESS GEN LBCB LBCA 01000000
F4ENGINE PRESS GEN LBCB LBCA 01000000
F4ENGINE PRESS GEN RBCB RBCA 01000000
F4ENGINE PRESS GEN RBCB RBCA 01000000
F4C PUMP FUEL BOOSTER 4613A LBCBA BCB 1
F4D PUMP FUEL BOOST 4613A LBCBA BCB 1
F4E PUMP FUEL BOOST 4613A LBCBA LBCB A
F4R PUMP FUEL BOOST 4613A LBCBA LBCB A
F4C PUMP FUEL BOOSTER 4613A RBCBA BCB 1
F4D PUMP FUEL BOOST 4613A RBCBA BCB 1
F4E PUMP FUEL BOOST 4613A RBCBA RBCB A
F4R PUMP FUEL BOOST 4613A RBCBA RBCB A
F4C CHECK VALVE BOOST PUMP 4613C LBCBB BCB 0
F4D CHECK VALVE BOOST PUMP 4613C LBCBB RCB 1
F4E CHECK VALVE 4613C LBCBB LBCB 0
F4R CHECK VALVE 4613C LBCBB LBCB 0
F4C CHECK VALVE BOOST PUMP 4613C RBCBB BCB 0
F4D CHECK VALVE BOOST PUMP 4613C RBCBB BCB 1
F4E CHECK VALVE 4613C RBCBB RBCB 0
F4R CHECK VALVE 4613C RBCBB RBCB 0

```

PG005.JIR1 DATE = 09/16/75

FLIGHT SAFETY PREDICTION TECHNIQUE

000000001111111122222222333333333344444444555555556666666677777777778  
 12345678901234567890123456789012345678901234567890123456789012345678901234567890

F4C DRAIN VALVE MANIFOLD	9946V	BCBC	BCB	0	
F4D DRAIN VALVE MANIFOLD	9946V	BCBC	BCB	0	
F4E DRAIN VALVE	9946V	LBCBC	LBCB	0	
F4R DRAIN VALVE	9946V	LBCBC	LBCB	0	
F4E DRAIN VALVE	9946V	RBCBC	RBCB	0	
F4R DRAIN VALVE	9946V	RBCBC	RBCB	0	
F4C VALVE SHUTOFF DEFUEL	4612B	BCBD	BCB	0	
F4D VALVE SHUTOFF DEFUEL	4612B	BCBD	BCB	0	
F4E VALVE SHUTOFF DEFUEL	4612B	LBCBD	LBCB	5	
F4R VALVE SHUTOFF DEFUEL	4612B	LBCBD	LBCB	5	
F4C CHECK SWITCH BOOST PUMP	9946U	LBCBE	BCB	0	
F4D CHECK SWITCH BOOST PUMP	9946U	LBCBE	BCB	0	
F4E CHECK SWITCH BOOST PUMP	9946U	LBCBE	LBCB	0	
F4R CHECK SWITCH BOOST PUMP	9946U	LBCBE	LBCB	0	
F4C CHECK SWITCH BOOST PUMP	9946U	RBCBE	BCB	0	
F4D CHECK SWITCH BOOST PUMP	9946U	RBCBE	BCB	0	
F4E CHECK SWITCH BOOST PUMP	9946U	RBCBE	RBCB	0	
F4R CHECK SWITCH BOOST PUMP	9946U	RBCBE	RBCB	0	
F4C MAIN FUEL GRAVITY FEED		BCC	HC	K BCB	AAAAAAAAA
F4D MAIN FUEL GRAVITY FEED		BCC	BC	K BCB	AAAAAAAAA
F4E ENGINE GRAVITY FEED		LBCB	LBCA	KLBCB	AAAAAAAAA
F4R ENGINE GRAVITY FEED		LBCB	LBCA	KLBCB	AAAAAAAAA
F4E ENGINE GRAVITY FEED		RBCB	RBCA	KRBCB	AAAAAAAAA
F4R ENGINE GRAVITY FEED		RBCB	RBCA	KRBCB	AAAAAAAAA
F4C BYPASS CHECK VALVE	4613C	BCCA	BCC		5
F4D BYPASS CHECK VALVE	4613C	BCCA	BCC		5
F4E BYPASS CHECK VALVE	4613C	LBCCA	LBCB		5
F4R BYPASS CHECK VALVE	4613C	LBCCA	LBCB		5
F4E BYPASS CHECK VALVE	4613C	RBCCA	LBCB		5
F4R BYPASS CHECK VALVE	4613C	RBCCA	RCC		5
F4C MAIN FUEL SUPPLY CELL NO1		BCD	BC		S0AAAAA950
F4D MAIN FUEL SUPPLY CELL NO1		BCD	BC		S0AAAAA950
F4E MAIN FUEL SUPPLY CELL NO1		BCD	BC		0AAAAA950
F4R MAIN FUEL SUPPLY CELL NO1		BCD	BC		0AAAAA950
F4C MAIN FUEL SUPPLY CELL NO1		BCD	BCB		F4AAAAAAA
F4D MAIN FUEL SUPPLY CELL NO1		BCD	BCB		F4AAAAAAA
F4E MAIN FUEL SUPPLY CELL NO1		BCD	BCC		F4AAAAAAA
F4D MAIN FUEL SUPPLY CELL NO1		BCD	HCC		F4AAAAAAA
F4		BCD	BCR		F4AAAAAAA
F4		BCD	BCT		F4AAAAAAA
F4		BCD	DDFE		F4AAAAAAA
F4		BCD	DDFP		F4AAAAAAA
F4 FUEL CELL NO 1	4616A	BCDA	BCD		1
F4 DRAIN VALVE	9946W	BCDB	BCD		0
F4 CELL 2 FUEL AVAILABLE		BCE	BCD		000011000
F4 CELL 2 FUEL AVAILABLE		BCE	DDFD		F4AAAAAAA
F4 CHECK VALVE INTERCONNECT	4614N	BCEA	BCE		1
F4 FUEL CELL NO 2	4616B	BCEB	BCE		1
F4 DRAIN VALVE	9946S	BCEC	BCE		0
F4 CELLS 3/4 PRESSURE TRANSFER		BCH	BHF		55555555

PGG095.J1R1 DATE = 09/16/75

FLIGHT SAFETY PREDICTION TECHNIQUE

0000000001111111112222222222333333333344444444445555555555666666666677777777778			
12345678901234567890123456789012345678901234567890123456789012345678901234567890			
F4 CELLS 3/4 PRESSURE TRANSFER	BCH	DEND	F555555555
F4 CELLS 3/4 PRESSURE TRANSFER	BCH	DFNE	FAAAAAAAAA
F4 CELLS 5/6 SUPPRESSURE TRANSFER	BCJ	DHB	555555555
F4	BCJ	DEND	FAAAAAAAAA
F4	BCJ	DEND	FAAAAAAAAA
F4 CELLS 3/4 FUEL SUPPLY	BCK	DHC	555555555
F4	BCK	DDFD	FAAAAAAAAA
F4 FUEL CELL NO 3 4616C	BCKA	RCK	1
F4 FUEL CELL NO 4 4616D	BCKB	RCK	1
F4 INTERCONNECT CELL NO 3 TO 4 9946P	BCKC	BCK	1
F4 INTERCONNECT CELL NO 3 TO 4 9946N	BCKD	BCK	1
F4 CELLS 3/4 GRAVITY TRANSFER	BCL	RHF	K BCH AAAAAAAAAA
F4 CHECK VALVE INTERCONNECT 3-24614N	BCLA	RCL	1
F4 CELLS 567 FUEL SUPPLY	BCM	DHB	AAAAAAAAAA
F4	BCM	DDFD	FAAAAAAAAA
F4 FUEL CELL NO 5 4616E	BCMA	BCM	1
F4 FUEL CELL NO 6 4616F	BCMB	BCM	1
F4 DRAIN VALVE CELL NO 6 4616G	BCMC	BCM	0
F4 INTERCONNECT CELL NO5 TO NO69946L	BCMD	BCM	1
F4 INTERCONNECT CELL NO5 TO NO69946K	BCME	BCM	1
F4E FUEL CELL NO 7 4616H	BCMF	BCM	1
F4 CELLS 567 GRAVITY TRANSFER	BCN	RHB	K BCJ AAAAAAAAAA
F4 CHECK VALVE INTERCONNECT 5-44614N	BCNA	BCN	1
F4E CHECK VALVE INTERCONNECT 4614P	BCNB	BCN	1
F4 NO 6 ELECT TRANSFER	BCPA	BCJ	222222222
F4 PUMP NO 6 ELECT XFER 4614E	BCPAA	BCPA	A
F4 PUMP NO 6 CHECK SWITCH 4641C	BCPAB	BCPA	0
F4 NO 4 ELECT TRANSFER	BCPB	BCH	222222222
F4 PUMP NO4 ELECT XFER 4614D	BCPBA	BCPB	A
F4 PUMP NO4 CHECK SWITCH 4641C	BCPBB	BCPB	0
F4 HYD TRANSFER CONTROL	BCQ	BHD	AAAAAAAAAA
F4 HYD TRANSFER CONTROL	BCQ	BHE	AAAAAAAAAA
F4 VALVE CONTROL HYD PUMPS 4614C	BCQA	BCQ	A
F4 CHECK SWITCH HYD PUMPS 4641C	BCQB	BCQ	0
F4 INT FUEL TRANS LEVEL CONT	RCR	BCD	022222210
F4 VALVE NO 1 4614H	BCRA	BCK	1
F4 VALVE NO 2 4614K	BCRB	BCK	1
F4E VALVE NO 7 TRANS CONTROL 4614Q	BCRC	BCK	1
F4 FUSELAGE CELLS PRESS CONT	BCS	BCD	000010000
F4 PRESSURE REG FUSELAGE CELLS 4611A	BCSA	BCK	A
F4 VALVE PRESSURE/VACUUM RELIEF 4611C	BCSB	BCS	A
F4 CHECK VALVE DIVE VENT CELL 24611E	BCSC	BCS	1
F4 CHECK VALVE DIVE VENT CELL 44611E	BCSD	BCS	1
F4 CHECK VALVE DIVE VENT CELL 64611E	BCSE	BCS	1
F4 CHECK VALVE HOT AIR 4611F	BCSF	BCS	1
F4 HOISING PRESSURE CHECK 4611G	BCSG	BCS	0
F4 AIRFLOW LIMITER 9946H	BCSH	RCS	1
F4 FILTER 9946G	BCSJ	BCS	1
F4 PRESSURE RELIEF MUSCLE LINE 9946F	BCSK	BCS	2
F4 VENT MAST FUSELAGE 9946E	BCSL	BCS	A

PG095.J1R1 DATE = 09/16/75

FLIGHT SAFETY PREDICTION TECHNIQUE

```

0000000011111111222222223333333344444444555555556666666677777777118
1234567890123456789012345678901234567890123456789012345678901234567890
F4 FIRE SCREEN FUSE VENT MAST 9946D BCSM BCS 1
F4 FIRE SCREEN FUSE VENT MAST 9946C RCSN RCS 1
F4L PRESS REG NO 7 4614R BCSP BCS 1
F4 INT /REFUEL/XFER LVL CONT BCT BCU AAAAAAAAAA
F4 VALVE NO 1 RFUL/XFER LVL CNT4614J HCTA BCT 3
F4 VALVE NO 3 XFER LEVEL CONT 4614L BCTB BCT 3
F4 VALVE NO 5 XFER LEVEL CONT. 4614M BCTC BCT 3
F4 INT WING : EXT DPOP XFER HCU BCD J00122100
F4 INTERNAL WING SUPPLY XFER BCUA BCU 222222222
F4 VALVE SHUTOFF WING TANK XFER4615A LBCUAA BCUA 2
F4 VALVE SHUTOFF WING TANK XFER4615A RBEUAA BCUA 2
F4 VALVE SHUTOFF LOW LEVEL XFER4615D LBCUAB BCUA 2
F4 VALVE SHUTOFF LOW LEVEL XFER4615D RBCUAB BCUA 2
F4 VALVE SHUTOFF WING TANK DUMP4615H LBCUAC BCUA 0
F4 VALVE SHUTOFF WING TANK DUMP4615B RBCUAC BCUA 0
F4 INT WING TRANS SWITCH 9923G BCUD BCUA A
F4 INT WING DUMP SWITCH 9923F BCUE BCUA 0
F4 INTERNAL WING SUEL SUPPLY BCUB BCUA AAAAAAAAAA
F4 BCUB DDFE FAAAAAAAAA
F4 L INTERNAL WING FUEL CELL 9946A LBCUBA BCUB 5
F4 R INTERNAL WING FUEL CELL 9946B RBCUBA BCUB 5
F4 PRESSURIZE INT WING XFER BCU BCUA AAAAAAAAAA
F4 PRESSURE REGULATOR WING TANK4611B LBCUCA BCU C 5
F4 PRESSURE REGULATOR WING TANK4611B RBCUCA BCU C 5
F4 VALVE PRESS/VACUUM RELIEF 4611D LBCUCB BCU C 5
F4 VALVE PRESS/VACUUM RELIEF 4611D RBCUCB BCU C 5
F4 VALVE PRESS/VACUUM RELIEF 4611H LBCUCC BCU C 5
F4 VALVE PRESS/VACUUM RELIEF 4611H RBCUCC BCU C 5
F4 CHECK VALVE HOT AIR 4611F LBCUCD BCU C 5
F4 CHECK VALVE HOT AIR 4611F RBCUCD BCU C 5
F4 HOUSING PRESSURE CHECK 4611G LBCUCE BCU C 5
F4 HOUSING PRESSURE CHECK 4611G RBCUCE BCU C 5
F4 EXTERNAL WING DROP TANK XFER BCU BCU 003000000
F4 BCU LDDGB FAAAAAAAAA
F4 BCU RDDGB FAAAAAAAAA
F4 VALVE SHUTOFF EXTERNAL TANK 4622H LBCUDA BCU 5
F4 VALVE SHUTOFF EXTERNAL TANK 4622H RBCUDA BCU 5
F4 FUEL DISCONNECT EXTERNAL WNG4621N LBCUDB BCU 5
F4 FUEL DISCONNECT EXTERNAL WNG4621N RBCUDB BCU 5
F4 FUEL SUPPLY EXT WING DROP BCU BCU AAAAAAAAAA
F4 BCU LDDFY FAAAAAAAAA
F4 BCU RDDFY FAAAAAAAAA
F4 FUEL TANK EXT WING LH 4623B LRCUEA BCU 5
F4 FUEL TANK EXT WING RH 4623C RRCUEA BCU 5
F4 PYLON ASSEMBLY LH 4624A LBCUEB BCU 5
F4 PYLON ASSEMBLY RH 4624A RBCUEB BCU 5
F4 MECHANICAL ASSEMBLY 4624B LBCUEC BCU 5
F4 MECHANICAL ASSEMBLY 4624B RBCUEC BCU 5
F4 ELECTRICAL ASSEMBLY 4624C LBCUED BCU 5
F4 ELECTRICAL ASSEMBLY 4624C RBCUED BCU 5

```

PG095.JIR1 DATE = 09/16/75

FLIGHT SAFETY PREDICTION TECHNIQUE

0000000011111111222222223333333333444444445555555566666666777777778		1234567890123456789012345678901234567890123456789012345678901234567890	
F4R FUEL TANK AND PILOT	4623D	LBCUEE	BCUE 5
F4R FUEL TANK AND PILOT	4623D	RBCUEF	BCUE 5
F4 PRESSURIZE EXT WING XFER		BCUF	BCUE AAAAAAAAAA
F4 PRESSURE REGULATOR EXT WING	4621E	LBCUFA	BCUF 5
F4 PRESSURE REGULATOR EXT WING	4621E	RBCUFA	BCUF 5
F4 VALVE PRESSURE/VACUUM RELIEF	4621D	LBCUFB	BCUF 5
F4 VALVE PRESSURE/VACUUM RELIEF	4621D	RBCUFB	BCUF 5
F4 VALVE PRESSURE/VACUUM RELIEF	4621P	LBCUFC	BCUF 5
F4 VALVE PRESSURE/VACUUM RELIEF	4621P	RBCUFC	BCUF 5
F4 CHECK VALVE HOT AIR	4621F	LBCUFD	BCUF 5
F4 CHECK VALVE HOT AIR	4621F	RBCUFD	BCUF 5
F4 HOUSING PRESSURE CHECK	4621L	LBCUFE	BCUF 5
F4 HOUSING PRESSURE CHECK	4621L	RBCUFE	BCUF 5
F4 AIR DISCONNECT EXTERNAL WING	4621K	LBCUFF	BCUF 5
F4 AIR DISCONNECT EXTERNAL WING	4621K	RBCUFF	BCUF 5
F4 EXTERNAL CENTERLINE DROP XFR		BCUG	BCU 002000000
F4 EXT C/L DROP XFR		BCUG	DDGC FAAAAAAAAA
F4 VALVE SUTOFF C/L TANK	4622E	BCUGA	BCUG A
F4 VALVE SHUTOFF REFUELING	4612A	BCUGB	BCUG A
F4 FUEL DISCONNECT EXTERNAL C/L	4621H	BCUGC	BCUG A
F4 COUPLING HALF	4621J	BCUGD	BCUG 1
F4 FUEL SUPPLY EXTERNAL C/L		BCUH	BCUG AAAAAAAAAA
F4		BCUH	DDFZ FAAAAAAAAA
F4 FUEL TANK CENTER LINE	4623A	BCUHA	BCUH A
F4 PRESSURIZE EXT C/L XFER		BCUJ	BCUH AAAAAAAAAA
F4 PRESSURE REGULATOR	4621A	BCUJA	BCUJ A
F4 VALVE PRESSURE/VACUUM RELIEF	4621B	BCUJB	BCUJ A
F4C CHECK VALVE HOT AIR	4621G	BCUJC	BCUJ A
F4E CHECK VALVE HOTAIR	4621G	BCUJC	BCUJ A
F4 HOUSING PRESSURE CHECK	4621L	BCUJD	BCUJ A
F4 AIR DISCONNECT EXT C/L	4621M	BCUJE	BCUJ A
F4 VALVE C/L RELIEF	4621C	BCUJF	BCUJ 1
F4 AIR REFUEL ACT CONT		BCWA	BCD 000111000
F4 AIR REFUEL CONTROL/ACT		BCWA	DCY FAAAAAAAAA
F4 RECEPTICAL AIR REFUEL BOOM	4631A	BCWAA	BCWA A
F4 ACTUATOR NOZZLE LOCK	4631B	BCWAB	BCWA A
F4 VALVE RECEPTICAL SELECTOR	4631C	BCWAC	BCWA A
F4 ACTUATOR RECEPTICAL	4631D	BCWAD	BCWA A
F4 AMPLIFIER IFR	4631F	BCWAF	BCWA A
F4 AIR REFUEL SWITCH	9923E	BCWAG	BCWA A
F4 PANEL PILOTS CONTROL	4641A	BCWAH	BCWA 1
F4 VALVE CL FUEL CONT	4622C	BCWAJ	BCWA 1
F4 VALVE EXT TANK FUEL CONT	4622F	BCWAK	BCWA 1
F4 VALVE EXT TANK FUEL CONT	4622F	BCWAL	BCWA 1
F4 VALVE CONT REFUEL LEVEL	4612C	BCWAM	BCWA 2
F4 VALVE CONT REFUEL LEVEL	4612C	BCWAN	BCWA 2
F4 VALVE SHUTOFF REFUEL	4612A	BCWAP	BCWA A
F4C PANEL FUEL RELAY	4641F	BCWAQ	BCWA 1
F4R PANEL FUEL RELAY	4641F	BCWAQ	BCWA 1
F4 PILOT ACTION		BCWX	BCWA AAAAAAAAAA

PSG095.J1R1 DATE = 09/16/75

FLIGHT SAFETY PREDICTION TECHNIQUE

0000000011111111122222222233333333344444444555555555666666667777777778  
1234567890123456789012345678901234567890123456789012345678901234567890

F4 GROUND REFUEL/DEFUEL		BCX	BCD	000000000
F4 GROUND REFUEL SWITCH	9923D	BCXA	BCX	A
F4 ADAPTER FUEL/DEFUEL	4612E	BCXB	BCX	1
F4 PANEL FUEL LEVEL CONT	4641B	BCXC	BCX	1
F4 PANEL TRANS PUMP CHECK	4641C	BCXD	BCX	0
F4 AUX EQUIP COOL AIR DELIVERY		BCY	BCS	FAAAAAAAAA
F4 AUX EQUIP COOL AIR DELIVERY		BCY	BCU	AAAAAAAAAA
F4		BEA	LBBRC	FAAAAAAAAA
F4 L MAIN 115/200V AC BUS DIST		BEA	RBBRC	FAAAAAAAAA
F4LEFT MAIN 115V AC BUS DIST		BEA	BCB	55555555
F4LEFT MAIN 115V AC BUS DIST		BEA	BCB	55555555
F4LEFT MAIN 115V AC BUS DIST		BEA	LBCB	FAAAAAAAAA
F4 LEFT MAIN 115V AC BUS DIST		BEA	BCPB	FAAAAAAAAA
F4		BEB	B	F 5000252000
F4		BEB	LBBLC	FAAAAAAAAA
F4		BEB	RBBLC	FAAAAAAAAA
F4ERIGHTMAIN 115V AC BUS DIST		BEB	RBCB	FAAAAAAAAA
F4 RIGHT MAIN 115V AC BUS DIST		BEB	BCPA	FAAAAAAAAA
F4CESSENTIAL 115V AC BUS DIST		BEC	BCB	F11111111
F4DESSENTIAL 115V AC BUS DIST		BEC	HCB	F11111111
F4RESSENTIAL 115V AC BUS DIST		BEC	LBCB	FAAAAAAAAA
F4RESSENTIAL 115V AC BUS DIST		BEC	RBCB	FAAAAAAAAA
F4C LMAIN 28V DC DIST		BFA	LBBMC	FAAAAAAAAA
F4D LMAIN 28V DC DIST		BFA	LBBMC	FAAAAAAAAA
F4R LMAIN 28V DC DIST		BFA	LBBMC	FAAAAAAAAA
F4C LMAIN 28V DC DIST		BFA	RBBMC	FAAAAAAAAA
F4D LMAIN 28V DC DIST		BFA	RBBMC	FAAAAAAAAA
F4R LMAIN 28V DC DIST		BFA	RBBMC	FAAAAAAAAA
F4RL MAIN 28VDC DIST		BFA	RBBMC	FAAAAAAAAA
F4CLEFT MAIN 28V DC BUS DIST		BFA	HCB	111111111
F4ULEFT MAIN 28V DC BUS DIST		BFA	BCB	111111111
F4RLEFT MAIN 28V DC BUS DIST		BFA	LBCB	AAAAAAAAAA
F4CL. MAIN 28V DC DIST		BFA	PCPB	F55555555
F4DL. MAIN 28V DC DIST		BFA	BCPB	F55555555
F4RL. MAIN 28V DC DIST		BFA	ECPB	F55555555
F4CRIGHT MAIN 28V DC BUS DIST		BFB	BCB	111111111
F4DRIGHT MAIN 28V DC BUS DIST		BFB	RBCB	111111111
F4RRIGHT MAIN 28V DC BUS DIST		BFB	RBCB	AAAAAAAAAA
F4C RMAIN 28V DC DIST		BFB	BCPA	F55555555
F4D RMAIN 28V DC DIST		BFB	BCPA	F55555555
F4R RMAIN 28V DC DIST		BFB	BCPA	F55555555
F4C RMAIN 28V DC DIST		BFB	HCUA	FAAAAAAAAA
F4D RMAIN 28V DC DIST		BFB	BCUA	FAAAAAAAAA
F4R RMAIN 28V DC DIST		BFB	BCUA	FAAAAAAAAA
F4 IGNITION 28V DC BUS DIST		BFC	B	T 500000000
F4 IGNITION 28V DC BUS DIST		BFC	LBBEB	FAAAAAAAAA
F4 IGNITION 28V DC BUS DIST		BFC	RBBEB	FAAAAAAAAA
F4 ESSENTIAL 28V DC BUS DIST		BFD	LBCA	AAAAAAAAAA
F4 ESSENTIAL 28V DC BUS DIST		BFD	RBCA	AAAAAAAAAA
F4CESSENTIAL 28V DC BUS DIST		BFD	HCB	F111111111
F4DESSENTIAL 28V DC BUS DIST		BFD	BCB	F111111111

PGG095.JIR1 DATE = 09/16/75

FLIGHT SAFETY PREDICTION TECHNIQUE

00000000111111112222222222333333333344444444445555555555666666666677777777778			
12345678901234567890123456789012345678901234567890123456789012345678901234567890			
F4 ESSENTIAL 28V DC BUS DIST	BFD	LBCB	F111111111
F4 ESSENTIAL 28V DC BUS DIST	BFD	LFCB	F111111111
F4E ESSENTIAL 28VDC	BFD	RBCB	F111111111
F4R ESSENTIAL 28VDC	BFD	RBCB	F111111111
F4	BFD	BCQ	F000000000
F4 ESSENTIAL 28V DC BUS DIST.	BFD	BCU	FAAAAAAAAA
F4	BFD	BCUA	FAAAAAAAAA
F4	BFD	BCUC	FAAAAAAAAA
F4	BFD	BCUD	FAAAAAAAAA
F4	BFD	BCUF	FAAAAAAAAA
F4	BFD	BCUG	FAAAAAAAAA
F4	BFD	BCUJ	FAAAAAAAAA
F4 ESSENTIAL 28V DC BUS DIST	BFD	BCWA	FAAAAAAAAA
F4E MAIN 28V DC	BFE	LBBMC	FAAAAAAAAA
F4E MAIN 28V DC	BFE	RBBMC	FAAAAAAAAA
F4E MAIN 28V DC	BFE	LBCB	AAAAAAAAAA
F4E MAIN 28V DC	BFE	RBCB	AAAAAAAAAA
F4E MAIN 28V DC	BFE	RCPA	F555555555
F4E MAIN 28V DC	BFE	RCPB	F555555555
F4 UTILITY HYDRAULIC PRESS DIST	BGA	LBBKC	FAAAAAAAAA
F4	BGA	RBBKC	FAAAAAAAAA
F4	BGA	LBBLC	FAAAAAAAAA
F4	BGA	RBBLC	FAAAAAAAAA
F4	BGA	LBBMC	FAAAAAAAAA
F4	BGA	RBBMC	FAAAAAAAAA
F4 UTILITY HYD PRESS DIST	BGA	BCQ	FAAAAAAAAA
F4	BGA	BCWA	FAAAAAAAAA
F4	BGA	BGB	S121111111
F4	BGA	BGB	F
F4 HYD PRESS ATTENUATION FOR S	BGB	B	S000252000
F4 CELLS 3-7 FUEL AVAILABLE	BHA	BCD	S011111110
F4 CELL 5 7 FUEL AVAILABLE	BHB	BHA	012333300
F4 CELLS 3/4 FUEL AVAILABLE	BHC	BHA	555555555
F4 HYDRAULIC TRANSFER	BHD	BCJ	555555555
F4 HYDRAULIC TRANSFER	BHD	BCJ	010000000
F4 PUMP NO 6 HYD XFER	BHDA	BHD	K BCPA
F4 HYDRAULIC TRANSFER	BHE	BCH	A
F4 HYDRAULIC TRANSFER	BHE	BCH	010000000
F4 PUMP NO4 HYD XFER	BHEA	BHE	K RCPB
F4 ELLS 3/4 TRANSFER	BHF	BCN	A
F4 ELLS 3/4 TRANSFER	BHF	BHC	AAAAAAAAAA
F4 COM / NAV	C		AAAAAAAAAA
F4C FILTER MODULE AB11	71A2D	CABAAD	CZBA
F4C CIRCUIT CARD 1A4	71JAL	CATAAL	A
F4C DECODER, DISTANCE	71LDK	CRUBK	CZTA
F4D DECODER, DISTANCE	71LDK	CBUBK	A
F4E DECODER, DISTANCE	71LDK	CBUBK	A
F4 INTERCOCKPIT COMM	71LDK	CBUBK	A
F4 FWD ICS AND AUX AUDIO		CI	CTZ
F4 FWD ICS AND AUX AUDIO		CIA	000000000
		CIA	AAAAAAAAAA
		CTB	AAAAAAAAAA



PGG095.J1R1 DATE = 09/16/75

FLIGHT SAFETY PREDICTION TECHNIQUE

```

000000001111111122222222333333333344444444445555555555666666666677777777778
12345678901234567890123456789012345678901234567890123456789012345678901234567890
F4DCODER BRD NO 2 71L9F CSBF CX A
F4RCODER BRD NO 2 71PJF CSBF CX A
F4 UHF RADIO CT CTZ 011111120
F4 UHF TX COMMUNICATON CTA CT 000000000
F4CASQ-19 UHF TX CTAA CTA AAAAAAAAAA
F4DASQ-19 UHF TX CTAA CTA AAAAAAAAAA
F4RASQ-88 UHF TX GRP I CTAA CTA AAAAAAAAAA
F4MODULATOR,RADIO TRANSMITTER 71LAJ CTAAA CTAA A
F4MODULATOR,RADIO TRANSMITTER 71LAJ CTAAA CTAA A
F4MODULATOR,RADIO TRANSMITTER 71PAJ CTAAA CTAA A
F4CASQ-107 UHF TX CTAB CTA AAAAAAAAAA
F4DASQ-107 UHF TX CTAB CTA AAAAAAAAAA
F4RASQ-88 UHF TX GRP II CTAB CTA AAAAAAAAAA
F4MODULATOR 71NBH CTABA CTAB A
F4MODULATOR 71NBH CTABA CTAB A
F4MODULATOR 71QTH CTABA CTAB A
F4DASQ-19A UHF TX CTAC CTA AAAAAAAAAA
F4EASQ-19A UHF TX CTAC CTA AAAAAAAAAA
F4RASQ-88A UHF TX GRP I CTAC CTA AAAAA.AAAAA
F4MODULATOR 528-0621-001 71MAQ CTACA CTAC A
F4MODULATOR 528-0621-001 71MAQ CTACA CTAC A
F4MODULATOR 528-0621-001 71PMQ CTACA CTAC A
F4MOD SUBASMBY 761-6093-001 71MAR CTACH CTAC A
F4EMD SUBASMBLY 761-6093-001 71MAR CTACB CTAC A
F4MOD SUBASMBLY 761-6093-001 71PMR CTACB CTAC A
F4MOD SUBASMBY 761-6092-001 71MAS CTACC CTAC A
F4EMD SUBASMBLY 761-6092-001 71MAS CTACC CTAC A
F4MOD SUBASMBLY 761-6092-001 71PMS CTACC CTAC A
F4DTRANSMITTER SUBASSEMBLY 71MAX CTACD CTAC A
F4TRANSMITTER SUBASSEMBLY 71MAX CTACD CTAC A
F4RTRANSMITTER SUBASSEMBLY 71PMX CTACD CTAC A
F4DASQ-19B UHF TX CTAD CTA AAAAAAAAAA
F4EASQ-19B UHF TX CTAD CTA AAAAAAAAAA
F4RASQ-88A UHF TX GRP II CTAD CTA AAAAAAAAAA
F4MODULATOR,RADIO TRANSMITTER 71NAG CTADA CTAD A
F4MODULATOR,RADIO TRANSMITTER 71NAG CTADA CTAD A
F4MODULATOR,RADIO TRANSMITTER 71QUG CTADA CTAD A
F4TRANSMITTER SUBASSEMBLY 71MAL CTADB CTAD A
F4DTRANSMITTER SUBASSEMBLY 71NAL CTADB CTAD A
F4RTRANSMITTER SUBASSEMBLY 71QUL CTADB CTAD A
F4 UHF RX COMM CTB CT 011111A00
F4 UHF RX COMM CTB CZF 111111111
F4 MAIN GUARD RX CTBA CTBF 111111111
F4CASQ-19 GUARD RX CTBAA CTBA AAAAAAAAAA
F4DASQ-19 GUARD RX CTBAA CTBA AAAAAAAAAA
F4RASQ-88 GUARD RX GRP I CTBAA CTBA AAAAAAAAAA
F4RECEIVER,GUARD 71LAY CTBAAA CTBAA A
F4RECEIVER,GUARD 71LAY CTBAAA CTBAA A
F4RECEIVER,GUARD 71PAY CTBAAA CTBAA A
F4CASQ-107 GUARD RX CTBAR CTBA AAAAAAAAAA

```

PGG095.J1R1 DATE = 09/16/75

FLIGHT SAFETY PREDICTION TECHNIQUE

```

00000000111111112222222222333333333344444444445555555555666666666677777777778
12345678901234567890123456789012345678901234567890123456789012345678901234567890
F4DASQ-107 GUARD RX CTBAB CTBA AAAAAAAAAA
F4RASQ-88 GUARD RX GRP II CTBAB CTBA AAAAAAAAAA
F4RECEIVER, GUARD CH 71NBD CTHABA CTBAB A
F4RECEIVER, GUARD 71NBD CTRABA CTBAB A
F4RECEIVER, GUARD 71QTD CTHABA CTRAB A
F4DASQ-19A GUARD RX CTBAC CTBA AAAAAAAAAA
F4EASQ-19A GUARD RX CTBAC CTBA AAAAAAAAAA
F4RASQ-88A GUARD RX GRP I CTRAC CTHA AAAAAAAAAA
F4D GUARD RECEIVER 71MAP CTHACA CTBAC A
F4E GUARD RECEIVER 71MAP CTHACA CTBAC A
F4R GUARD RECEIVER 71PMP CTHACA CTBAC A
F4DASQ-19B GRARD RX CTHAD CTHA AAAAAAAAAA
F4EASQ-19B GUARD RX CTHAD CTHA AAAAAAAAAA
F4RASQ-88A GUARD RX GRP II CTBAD CTHA AAAAAAAAAA
F4RECEIVER, GUARD 71NAF CTBADA CTBAD A
F4RECEIVER, GUARD 71NAF CTBADA CTBAD A
F4RECEIVER, GUARD 71QUF CTBADA CTBAD A
F4 MAIN RX CTBB CTBE CTBC 111111111
F4 AUXILIARY RECEIVER CTBC CTBE K CTBB AAAAAAAAAA
F4 POSITIONING UNIT 71LFB CTBCA CTBC A
F4 POSITIONING UNIT 71LEB CTBCA CTBC A
F4 POSITIONING UNIT 71LEB CTBCA CTBC A
F4 POSITIONING UNIT 71PBB CTBCA CTBC A
F4 HEAD AUTO POSITION 71LEC CTBCB CTBC A
F4 HEAD AUTO POSITION 71LEC CTBCB CTBC A
F4 HEAD AUTO POSITION 71LEC CTBCB CTBC A
F4 HEAD AUTO POSITION 71PRC CTBCB CTBC A
F4 AMPLIFIER, IF 1.85MC 71LEE CTBCC CTBC A
F4 AMPLIFIER, IF 1.85MC 71LEE CTBCC CTBC A
F4 AMPLIFIER, IF 1.85MC 71LEE CTBCC CTBC A
F4 AMPLIFIER, IF 1.85MC 71PBE CTBCC CTBC A
F4 RECTIFIER MODULE ASSEMBLY 71LFJ CTBCD CTBC A
F4 RECTIFIER MODULE ASSEMBLY 71LEJ CTBCD CTBC A
F4 RECTIFIER MODULE ASSEMBLY 71LEJ CTBCD CTBC A
F4 RECTIFIER MODULE ASSEMBLY 71PBJ CTBCD CTBC A
F4 AMPLIFIER, IF AND GUARD 71LFL CTBCE CTBC A
F4 AMPLIFIER, IF AND GUARD 71LEL CTBCE CTBC A
F4 AMPLIFIER, IF AND GUARD 71LEL CTBCE CTBC A
F4 AMPLIFIER, IF AND GUARD 71PEL CTBCE CTBC A
F4 AMPLIFIER, IF AND GUARD 71LEL CTBCE CTBD A
F4 AMPLIFIER, IF AND GUARD 71LEL CTBCE CTBD A
F4 AMPLIFIER, IF AND GUARD 71LEL CTBCE CTBD A
F4 AMPLIFIER, IF AND GUARD 71PBL CTBCE CTBD A
F4 AMPLIFIER AF 71LEM CTBCF CTBC A
F4 AMPLIFIER AF 71LEM CTBCF CTBC A
F4 AMPLIFIER AF 71LEM CTBCF CTBC A
F4 AMPLIFIER AF 71PBM CTBCF CTBC A
F4 CRF AND INJECTIO UNIT 71LEN CTBCG CTBC A
F4 DRF AND INJECTIO UNIT 71LEN CTBCG CTBC A
F4 FRF AND INJECTIO UNIT 71LEN CTBCG CTBC A

```

PGG095.J1R1 DATE = 09/16/75

FLIGHT SAFETY PREDICTION TECHNIQUE

```

0000000001111111112222222223333333333344444444445555555555666666666677777777778
12345678901234567890123456789012345678901234567890123456789012345678901234567890
F4RRF AND INJECTIO UNIT          71PBN   CTRCG   CTBC   A
F4 AUXILIARY GUARD RECEIVER      CTBD   CTBF   111111111
F4 PRIMARY REC                   CTBE   CTB   CTBF   111111111
F4 GUARD REC                     CTBF   CTB   K CTBF  AAAAAAAAAA
F4 SENS ATTN                    CTBG   CT   SC11111AAJ
F4 UHF COMM ANTENNAS X2 EACH <   CTC   CTA   FAAAAAAAAAA
F4 UHF COMM ANTENNAS X2 EACH <   CTC   CTB   111111111
F4CANTENNA UHF BLADE UPPER ASQ  71LR0  CTCA  CTC   A
F4DANTENNA UHF BLADE UPPER ASQ  71LR0  CTCA  CTC   A
F4EANTENNA UHF BLADE UPPER ASQ  71LR0  CTCA  CTC   A
F4RANTENNA UHF BLADE UPPER ASQ  71P20  CTCA  CTC   A
F4CANTENNA,UHF BLADE LOWER ASQ  71LS0  CTCB  CTC   A
F4DANTENNA,UHF BLADE LOWER ASQ  71LS0  CTCB  CTC   A
F4EANTENNA,UHF BLADE LOWER ASQ  71LS0  CTCB  CTC   A
F4RANTENNA,UHF BLADE LOWER ASQ  71P30  CTCB  CTC   A
F4CSWITCH,ANTENNA SELECTOR ASQ  71LZ0  CTCC  CTC   A
F4DSWITCH,ANTENNA SELECTOR ASQ  71LZ0  CTCC  CTC   A
F4ESWITCH,ANTENNA SELECTOR ASQ  71LZ0  CTCC  CTC   A
F4RSWITCH,ANTENNA SELECTOR ASQ  71Q00  CTCC  CTC   A
F4 UHF/ICS KEYING FORWARD      CTD   CIA   K CTB   111111111
F4 UHF/ICS KEYING FORWARD      CTD   CTA   CTF   111111111
F4CSWITCH,UHF/ICS MICROPHONE    71L20  CTDA  CTD   1
F4DSWITCH,UHF/ICS MICROPHONE    71L20  CTDA  CTD   1
F4ESWITCH,UHF/ICS MICROPHONE    71L20  CTDA  CTD   1
F4RSWITCH,UHF/ICS MICROPHONE    71Q00  CTDA  CTD   1
F4CMIKE ADAPTOR ASSEMBLY        71LW0  CTDB  CTD   1
F4DMIKE ADAPTOR ASSEMBLY        71LW0  CTDB  CTD   1
F4LMIKE ADAPTOR ASSEMBLY        71LW0  CTDB  CTD   1
F4RMIKE ADAPTOR ASSEMBLY        71Q00  CTDB  CTD   1
F4CHEADSET/MIKE CORD,COCKPIT    71LX0  CTDC  CTD   A
F4DHEADSET/MIKE CORD,COCKPIT    71LX0  CTDC  CTD   A
F4EHEADSET/MIKE CORD,COCKPIT    71LX0  CTDC  CTD   A
F4RHEADSET/MIKE CORD,COCKPIT    71Q00  CTDC  CTD   A
F4 UHF/ICS KEYING AFT          CTE   CTB   AAAAAAAAAAA
F4 UHF/ICS KEYING AFT          CTE   CTA   K CTD   AAAAAAAAAAA
F4CSWITCH,UHF/ICS MICROPHONE    71L20  CTEA  CTE   1
F4DSWITCH,UHF/ICS MICROPHONE    71L20  CTEA  CTE   1
F4ESWITCH,UHF/ICS MICROPHONE    71L20  CTEA  CTE   1
F4RSWITCH,UHF/ICS MICROPHONE    71Q00  CTEA  CTE   1
F4CMIKE ADAPTOR ASSEMBLY        71LW0  CTEB  CTE   1
F4DMIKE ADAPTOR ASSEMBLY        71LW0  CTEB  CTE   1
F4LMIKE ADAPTOR ASSEMBLY        71LW0  CTEB  CTE   1
F4RMIKE ADAPTOR ASSEMBLY        71Q00  CTEB  CTE   1
F4CHEADSET/MIKE CORD,COCKPIT    71LX0  CTEC  CTE   1
F4DHEADSET/MIKE CORD,COCKPIT    71LX0  CTEC  CTE   1
F4EHEADSET/MIKE CORD,COCKPIT    71LX0  CTEC  CTE   1
F4RHEADSET/MIKE CORD,COCKPIT    71Q00  CTEC  CTE   1
F4 COMM CONTROL FORWARD        CTF   CT   CTG   111111111
F4CC-3076/ASQ                   71LF0  CTFA  CTF   8
F4DC-3076/ASQ                   71LF0  CTFA  CTF   8

```

00000000111111112222222222333333333344444444445555555555666666666677777777778  
 12345678901234567890123456789012345678901234567890123456789012345678901234567890

F4CGEAR CONTROL	71LFA	CTFAA	CTF	A
F4DGEAR CONTROL	71LFA	CTFAA	CTF	A
F4CCOUNTER,ROT FIX 543-2690-00271LFB		CTFAB	CTF	A
F4DCOUNTER,ROT FIX 543-2690-00271LFB		CTFAB	CTF	A
F4CCOUNTER,AUXILIARY CHANNEL	71LFC	CTFAC	CTF	A
F4DCOUNTER,AUX CHAN	71LFC	CTFAC	CTF	A
F4CCOUNTEP,ROT FIX 543-2693-00271LFD		CTFAD	CTF	A
F4DCOUNTER,ROT FIX 543-2693-00271LFD		CTFAD	CTF	A
F4CCONTROL MEMORY	71LFE	CTFAE	CTF	A
F4DCONTROL, MEMORY	71LFE	CTFAE	CTF	A
F4CMEMORY DRUM	71LFF	CTFAF	CTF	A
F4DINTGRID CENTRAL CNTRL C-624871MCO		CTFB	CTF	B
F4RINTGRID CENTRAL CNTRL C-624871PPO		CTFB	CTF	B
F4DCONTROL GEAR	71MCA	CTFBA	CTF	A
F4RGEAR ASSEMBLY,CONTROL	71PPA	CTFBA	CTF	A
F4DRPT COUNTER FIX 543-2693-00271MCB		CTFBB	CTF	A
F4RCOUNTER,ROT, FIX 543-2690-00371PPB		CTFBB	CTF	A
F4DCOUNTER AUXILIARY CHANNEL	71MCC	CTFBC	CTF	A
F4RCOUNTER,AUXILIARY CHANNEL	71PPC	CTFBC	CTF	A
F4DRPT COUNTER FIX 543-2693-00271MCD		CTFBD	CTF	A
F4RCOUNTER,ROT, FIX 543-2693-00271PPD		CTFBD	CTF	A
F4DCOUNTER ASSEMBLY	71MCE	CTFBE	CTF	A
F4RCOUNTER ASSEMBLY	71PPE	CTFBE	CTF	A
F4DMEMORY DRUM	71MCF	CTFBF	CTF	A
F4RMEMORY DRUM	71PPF	CTFBF	CTF	A
F4DC-6684/ASQ CONTROL	71ME0	CTFC	CTF	B
F4EC-6684/ASQ CONTROL	71ME0	CTFC	CTF	B
F4RC-6684/ASQ CONTROL	71PU0	CTFC	CTF	B
F4DCONTROL SUB 767-8112-001	71MEA	CTFCA	CTF	A
F4ECONTROL SUB 767-8112-001	71MEA	CTFCA	CTF	A
F4RCONTROL SUB 767-8112-001	71PUA	CTFCA	CTF	B
F4DCONTROL SUB 767-8113-001	71MER	CTFCB	CTF	A
F4ECONTROL SUB 767-8113-001	71MER	CTFCB	CTF	A
F4RCONTROL SUB 767-8113-001	71PUB	CTFCB	CTF	B
F4DCONTROL SUB 767-8111-001	71MEC	CTFCC	CTF	A
F4ECONTROL SUB 767-8111-001	71MEC	CTFCC	CTF	A
F4RCONTROL SUB 767-8111-001	71PUC	CTFCC	CTF	B
F4DCONTROL SUB 767-6366-001	71MED	CTFCD	CTF	A
F4ECONTROL SUB 767-6366-001	71MED	CTFCD	CTF	A
F4RCONTROL SUB 767-6366-001	71PUD	CTFCD	CTF	B
F4 COMM CONTROL AFT		CTG	CT	K CTF AAAAAAAAAA
F4CC-3076/ASQ	71LFO	CTGA	CTG	B
F4DC-3076/ASQ	71LFO	CTGA	CTG	B
F4CGEAR,CONTROL	71LFA	CTGAA	CTG	A
F4DGEAR CONTROL	71LFA	CTGAA	CTG	A
F4DCOUNTER,ROT FIX 543-2690-00271LFB		CTGAB	CTG	A
F4CCOUNTER,AUXILIARY CHANNEL	71LFC	CTGAC	CTG	A
F4DCOUNTER,AUX CHAN	71LFC	CTGAC	CTG	A
F4CCOUNTER ROT FIX 543-2693-00271LFD		CTGAD	CTG	A
F4DCOUNTER,ROT FIX 543-2693-00271LFD		CTGAD	CTG	A

PGG095.JIRI DATE = 09/16/75

FLIGHT SAFETY PREDICTION TECHNIQUE

00000000111111112222222222333333333344444444445555555555666666666677777777778  
12345678901234567890123456789012345678901234567890123456789012345678901234567890

F4CCONTROL MEMORY	71LFE	CTGAE	CTG	A
F4DCONTROL, MEMORY	71LFE	CTGAE	CTG	A
F4CMEMORY DRUM	71LFF	CTGAF	CTG	A
F4DINTGRID CENTRAL CNTRL C-624871MCO		CTGB	CTG	B
F4RINTGRTD CENTRAL CNTRL C-624871PPO		CTGB	CTG	B
F4DCONTROL GEAR	71MCA	CTGBA	CTG	A
F4RGEAR ASSEMBLY, CONTROL	71PPA	CTGBA	CTG	A
F4CCOUNTER, ROT FIX 543-2690-002711FB		CTGBB	CTG	A
F4DROT COUNTER FIX	71MCB	CTGBB	CTG	A
F4RCOUNTER, ROJ, FIX 543-2690-00371PPB		CTGBB	CTG	A
F4DCOUNTER AUXILIARY CHANNEL	71MCC	CTGRC	CTG	A
F4RCOUNTER, AUXILIARY CHANNEL	71PPC	CTGBC	CTG	A
F4DROT COUNTER FIX 543-2693-00271MCO		CTGBD	CTG	A
F4RCOUNTER, ROT, FIX 543-2693-00271PPD		CTGBD	CTG	A
F4DCOUNTER ASSEMBLY	71MCE	CTGBE	CTG	A
F4RCOUNTER ASSEMBLY	71PPE	CTGBE	CTG	A
F4DMEMORY DRUM	71MCF	CTGBF	CTG	A
F4RMEMORY DRUM	71PPF	CTGBF	CTG	A
F4DC-6684/ASQ CONTROL	71MEO	CTGC	CTG	B
F4EC-6684/ASQ CONTROL	71MEO	CTGC	CTG	B
F4RC-6684/ASQ CONTROL	71PUO	CTGC	CTG	B
F4DCONTROL SUB 767-8112-001	71MEA	CTGCA	CTG	A
F4ECONTROL SUB 767-8112-001	71MEA	CTGCA	CTG	A
F4RCONTROL SUB 767-8112-001	71PUA	CTGCA	CTG	A
F4DCONTROL SUB 767-8113-001	71MEB	CTGCB	CTG	A
F4ECONTROL SUB 767-8113-001	71MEB	CTGCB	CTG	A
F4RCONTROL SUB 767-8113-001	71PUB	CTGCB	CTG	A
F4DCONTROL SUB 767-8111-001	71MEC	CTGCC	CTG	A
F4ECONTROL SUB 767-8111-001	71MEC	CTGCC	CTG	A
F4RCONTROL SUB 767-8111-001	71PUC	CTGCC	CTG	A
F4ECONTROL SUB 767-6366-001	71MED	CTGCD	CTG	A
F4RCONTROL SUB 767-6366-001	71PUD	CTGCD	CTG	A
F4DCONTROL SUB 767-6366-001	71MED	CTGD	CTG	A
F4 MISC RELAY PANEL   2	42120	CTHA	CTD	A
F4 MISC RELAY PANEL   2	42120	CTHB	CTE	A
F4 MISC RELAY PANEL   2	42120	CTHC	CTF	A
F4 MISC RELAY PANEL   2	42120	CTHD	CTG	A
F4 MISC RELAY PANEL   2	42120	CTHE	CIA	A
F4 MISC RELAY PANEL   2	42120	CTHF	CIB	A
F4RDATA TRANSMISSION		CTJ	CTZ	00000000
F4RAN/ASQ-131	71W00	CTJA	CTJ	0
F4RCONTROL C-8217	71WAO	CTJAA	CTJ	B
F4RROTARY SWITCH	71WAA	CTJAAA	CTJ	A
F4RPUSH SWITCH	71WAB	CTJAAB	CTJ	A
F4RANTENNA AS-2403	71WBO	CTJAB	CTJ	B
F4RTRANSMITTER 7-1127	71WCO	CTJAC	CTJ	B
F4RMULTIPLEXER	71WCA	CTJACA	CTJ	A
F4RBIT TRANSMITTER	71WCB	CTJACB	CTJ	A
F4RLOW VOLTAGE POWER SUPPLY	71WCD	CTJACD	CTJ	B
F4RMODULATOR OSCILLATOR	71WCE	CTJACE	CTJ	A

PGG095.J1R1 DATE = 09/16/75

FLIGHT SAFETY PREDICTION TECHNIQUE

000000001111111122222222333333333344444444445555555555666666666677777777778  
12345678901234567890123456789012345678901234567890123456789012345678901234567890

F4RFREQUENCY TRANSLATOR	71WCF	CTJACF	CTJ	A
F4RTWT AMPLIFIER	71WCG	CTJACG	CTJ	A
F4RFILTER,BANDPASS,F-1274	71WDO	CTJAD	CTJ	1
F4RAN/ASQ-137	71XCO	CTJB	CTJ	0
F4RCONTROL ASSEMBLY,C-8531	71XAO	CTJBA	CTJ	3
F4RANTENNA AS-2403	71XBO	CTJBB	CTJ	8
F4RFILTER,BANDPASS F-1274	71XCO	CTJBC	CTJ	1
F4RTRANSMITTER,RADIO,T-1168	71XDO	CTJBD	CTJ	8
F4RTWT AMPLIFIER	71XDA	CTJBDA	CTJ	A
F4RPOWER SUPPLY	71XDB	CTJBDB	CTJ	8
F4RFREQUENCY TRANSLATOR	71XDC	CTJBDC	CTJ	A
F4RMODULATOR OSCILLATOR	71XDU	CTJBDD	CTJ	A
F4RMULTIPLXER	71XDE	CTJBDE	CTJ	A
F4RBITE TRANSMITTER	71XDF	CTJBDF	CTJ	A
F4 MAIN R/T COMMON WUC@S		CTX	CTA	FAAAAAAAAA
F4 MAIN R/T COMMON WUC@S		CTX	CTHB	AAAAAAAAAA
F4CASQ-19 UHF COMM		CTXA	CTX	AAAAAAAAAA
F4DASQ-19 UHF COMM		CTXA	CTX	AAAAAAAAAA
F4RASQ-88 UHF COMM GRP I		CTXA	CTX	AAAAAAAAAA
F4CRT-546A	71LAG	CTXAA	CTXA	5
F4DPT-546A	71LAG	CTXAA	CTXA	5
F4RRT-546A	71PAO	CTXAA	CTXA	5
F4CCHASSIS ASSEMBLY	71LAA	CTXAB	CTXA	A
F4DCHASSIS ASSEMBLY	71LAA	CTXAB	CTXA	A
F4RCHASSIS ASSEMBLY	71PAA	CTXAB	CTXA	A
F4CCHASSIS GEAR MOUNT	71LAH	CTXABC	CTXA	A
F4CPLATE ASSEMBLY	71LAC	CTXABD	CTXA	A
F4DCHASSIS GEAR MOUNT	71LAB	CTXAC	CTXA	A
F4RCHASSIS GEAR MOUNT	71PAB	CTXAC	CTXA	A
F4DPLATE ASSEMBLY	71LAC	CTXAD	CTXA	A
F4RPLATE ASSEMBLY	71PAC	CTXAD	CTXA	A
F4CCABLE CHASSIS	71LAD	CTXAE	CTXA	A
F4DCABLE CHASSIS	71LAD	CTXAE	CTXA	A
F4RCABLE CHASSIS	71PAD	CTXAE	CTXA	A
F4CCASTING REAR	71LAE	CTXAF	CTXA	A
F4BCASTING REAR	71LAE	CTXAF	CTXA	1
F4RCASTING REAR	71PAE	CTXAF	CTXA	A
F4CBLOWER EXTERNAL	71LAF	CTXAG	CTXA	A
F4DBLOWER EXTERNAL	71LAF	CTXAG	CTXA	A
F4RRBLOWER EXTERNAL	71PAF	CTXAG	CTXA	A
F4CCABLE FILTER ASSEMBLY	71LAG	CTXAH	CTXA	A
F4DCABLE FLITER ASSEMBLY	71LAG	CTXAH	CTXA	A
F4RCABLE FILTER ASSEMBLY	71PAG	CTXAH	CTXA	A
F4CINTERNAL BLOWER ASSEMBLY	71LAH	CTXAJ	CTXA	A
F4DINTERNAL BLOWER ASSEMBLY	71LAH	CTXAJ	CTXA	A
F4RINTERNAL BLOWER ASSEMBLY	71PAH	CTXAJ	CTXA	A
F4COSCILLATOR RF	71LAK	CTXAK	CTXA	A
F4DOSCILLATOR RF	71LAK	CTXAK	CTXA	A
F4ROSCILLATOR RF	71PAK	CTXAK	CTXA	A
F4CAMPLIFIER-PREAMP MODULE	71LAL	CTXAL	CTXA	A

PGG095.J1R1 DATE = 09/16/75

FLIGHT SAFETY PREDICTION TECHNIQUE

0000000001111111112222222222333333333344444444445555555555666666666677777777778	12345678901234567890123456789012345678901234567890123456789012345678901234567890				
F4DAMPLIFIER-PREAMP MODULE	71LAL	CTXAL	CTXA	A	
F4RAMPLIFIER-PREAMP MODULE	71PAL	CTXAL	CTXA	A	
F4CRELAY UNIT	71LAM	CTXAM	CTXA	A	
F4DRELAY UNIT	71LAM	CTXAM	CTXA	A	
F4RRELAY UNIT	71PAM	CTXAM	CTXA	A	
F4CAMPLIFIER IF,1.85MC	71LAN	CTXAN	CTXA	A	
F4DAMPLIFIER, IF,1.85MC	71LAN	CTXAN	CTXA	A	
F4RAMPLIFIER IF,1.85MC	71PAN	CTXAN	CTXA	A	
F4CAMPLIFIER,RF	71LAP	CTXAP	CTXA	A	
F4DAMPLIFIER,RF	71LAP	CTXAP	CTXA	A	
F4RAMPLIFIER,RF	71PAP	CTXAP	CTXA	A	
F4CDRIVE TUNING	71LAQ	CTXAQ	CTXA	A	
F4DDRIVE, TUNING	71LAQ	CTXAQ	CTXA	A	
F4RDRIVE TUNING	71PAQ	CTXAQ	CTXA	A	
F4CPLATE ASSEMBLY	71LAR	CTXAR	CTXA	A	
F4DPLATE ASSEMBLY	71LAR	CTXAR	CTXA	A	
F4RPLATE ASSEMBLY	71PAR	CTXAR	CTXA	A	
F4CAMPLIFIER, IF,20-30MC	71LAS	CTXAS	CTXA	A	
F4DAMPLIFIER, IF,20-07MC	71LAS	CTXAS	CTXA	A	
F4RAMPLIFIER, IF,20-30MC	71PAS	CTXAS	CTXA	A	
F4CTRANSFORMER, IF	71LAT	CTXAT	CTXA	A	
F4DTRANSFORMER, IF	71LAT	CTXAT	CTXA	A	
F4RTRANSFORMER, IF	71PAT	CTXAT	CTXA	A	
F4CAMPLIFIER, SPECTRUM GEM	71LAU	CTXAU	CTXA	A	
F4DAMPLIFIER, SPECTRUM GEM	71LAU	CTXAU	CTXA	A	
F4RAMPLIFIER, SPECTRUM GEM	71PAU	CTXAU	CTXA	A	
F4COVEN, CRYSTAL	71LAV	CTXAV	CTXA	A	
F4DOVEN, CRYSTAL	71LAV	CTXAV	CTXA	A	
F4ROVEN, CRYSTAL	71PAV	CTXAV	CTXA	A	
F4CAMPLIFIER	71LAW	CTXAW	CTXA	A	
F4DAMPLIFIER	71LAW	CTXAW	CTXA	A	
F4RAMPLIFIER	71PAW	CTXAW	CTXA	A	
F4CAMPLIFIER, AF	71LAX	CTXAX	CTXA	A	
F4DAMPLIFIER, AF	71LAX	CTXAX	CTXA	A	
F4RAMPLIFIER AF	71PAX	CTXAX	CTXA	A	
F4CRELAY TAKE COMMAND PANEL	71LUO	CTXAY	CTX	A	
F4DRELAY TAKE COMMAND PANEL	71LUO	CTXAY	CTX	A	
F4ERELAY TAKE COMMAND PANEL	71LUO	CTXAY	CTX	A	
F4RRELAY TAKE COMMAND PANEL	71P7O	CTXAY	CTX	A	
F4CASQ-107 UHF COMM		CTXB	CTX		AAAAAAAAA
F4DASQ-107 UHF COMM		CTXB	CTX		AAAAAAAAA
F4RASQ-88 UHF COMM GRP II		CTXB	CTX		AAAAAAAAA
F4CRT-546B	71N8O	CTXBA	CTXB	5	
F4DRT-546B	71N8O	CTXBA	CTXB	5	
F4RRT-546B	71QTO	CTXBA	CTXB	5	
F4CRECEIVER AND PRE AMP MAIN	71N8A	CTXBB	CTXB	A	
F4DRECEIVER AND PRE AMP MAIN	71N8A	CTXBB	CTXB	A	
F4RRECEIVER AND RE AMP MAIN	71QTA	CTXBB	CTXB	A	
F4CIF AMP,20-30MC	71N8B	CTXBC	CTXB	A	
F4DIF AMP 20-30MC	71N8B	CTXBC	CTXB	A	

PG6095.J1R1 DATE = 09/16/75

FLIGHT SAFETY PREDICTION TECHNIQUE

000000001111111122222222333333333344444444555555556666666677777777778  
1234567890123456789012345678901234567890123456789012345678901234567890

F4RIF AMP, 20-30MC	710TF	CTXBC	CTXB	A
F4CIF AMP 1.85MC	71N8C	CTXBD	CTXB	A
F4DIF AMP 1.85MC	71N8C	CTXBD	CTXB	A
F4RIF AMP 1.85MC	71QTC	CTXBD	CTXB	A
F4CGENERATOR AND AMP, SPECTRUM	71N8E	CTXBE	CTXB	A
F4DGENERATOR AND AMP, SPECTRUM	71NPF	CTXBE	CTXB	A
F4RGENERATOR AND AMP, SPECTRUM	71QTE	CTXBE	CTXB	A
F4COSCILLATOR UNIT, RF	71N8F	CTXBF	CTXB	A
F4DOSCILLATOR UNIT, RF	71N8F	CTXBF	CTXB	A
F4ROSCILLATOR UNIT, RF	71QTF	CTXBF	CTXB	A
F4CAMPLIFIER, AF	71N8G	CTXBG	CTXB	A
F4DAMPLIFIER, AF	71N8G	CTXBG	CTXB	A
F4RAMPLIFIER, AF	71QTG	CTXBG	CTXB	A
F4CAMPLIFIER, POWER	71N8J	CTXBH	CTXB	A
F4DAMPLIFIER, POWER	71N8J	CTXBH	CTXB	A
F4RAMPLIFIER, POWER	71Q TJ	CTXBH	CTXB	A
F4CRELAY MODULE	71N8K	CTXBJ	CTXB	A
F4DRELAY MODULE	71N8K	CTXBJ	CTXB	A
F4RRELAY MODULE	71QTK	CTXBJ	CTXB	A
F4CTUNING UNIT, MECHANICAL	71N8L	CTXBK	CTXB	A
F4DTUNING UNIT, MECHANICAL	71N8L	CTXBK	CTXB	A
F4RTUNING UNIT, MECHANICAL	71QTL	CTXBK	CTXB	A
F4CCMAIN CHASSIS, R/T	71N8M	CTXBL	CTXB	A
F4DMAIN CHASSIS, R/T	71N8M	CTXBL	CTXB	A
F4RMAIN CHASSIS, R/T	71QTM	CTXBL	CTXB	A
F4DCHASSIS, GEAR MOUNT	71N8N	CTXBM	CTXB	A
F4CCHASSIS, GEAR MOUNT	71N8N	CTXBM	CTXB	A
F4RCHASSIS, GEAR MOUNT	71QTN	CTXBM	CTXB	A
F4CCASTING ASSEMBLY, REAR	71N8P	CTXBN	CTXB	A
F4DCASTING ASSEMBLY, REAR	71N8P	CTXBN	CTXB	A
F4RCASTING ASSEMBLY, REAR	71QTP	CTXBN	CTXB	A
F4DASQ-19A UHF COMM		CTXC	CTX	AAAAAAAAA
F4EASQ-19A UHF COMM		CTXC	CTX	AAAAAAAAA
F4RASW-88A UHF COMM GRP I		CTXC	CTX	AAAAAAAAA
F4CINDICATOR, FREQ CH 10-808	71LKG	CTXC	CTX	2
F4CMOTOR OC	71LKA	CTXCA	CTX	2
F4DRT-793	71MAO	CTXCA	CTXC	5
F4ERT-793	71MAO	CTXCA	CTXC	5
F4RRT-793	71PMC	CTXCA	CTXC	5
F4CSWITCH ASSEMBLY	71LKB	CTXCB	CTX	2
F4DFREQUENCY STATIC CONVERTER	71MAA	CTXCB	CTXC	A
F4EFREQUENCY STATIC CONVERTER	71MAA	CTXCB	CTXC	A
F4RFREQUENCY STATIC CONVERTER	71PMA	CTXCB	CTXC	A
F4DIF AMPLIFIER 528-0501-017	71MAB	CTXCC	CTXC	A
F4EIF AMPLIFIER 528-0501-017	71MAB	CTXCC	CTXC	A
F4RIF AMPLIFIER 528-0501-017	71PMB	CTXCC	CTXC	A
F4DIF AMP SUBASMBY 757-0913-00271MAC		CTXCD	CTXC	A
F4EIF AMP SUBASMBY 757-0913-00271MAC		CTXCD	CTXC	A
F4RIF AMP SUBASMBY 757-0913-00271PMC		CTXCD	CTXC	A
F4DIF AMP SUBASMBY 757-0913-00371MAU		CTXCE	CTXC	A

PGG095.JIR1 DATE = 09/16/75

FLIGHT SAFETY PREDICTION TECHNIQUE

000000001111111122222222333333333344444444445555555555666666666677777777778  
12345678901234567890123456789012345678901234567890123456789012345678901234567890

F4EIF AMP SUBASMBY 757-0913-00371MAD	CTXCE	CTXC	A
F4RIF AMP SUBASMBY 757-0913-00371PMD	CTXCE	CTXC	A
F4DIF AMPLIFIER 528-0393-005 71MAE	CTXCF	CTXC	A
F4EIF AMPLIFIER 528-0393-005 71MAE	CTXCF	CTXC	A
F4RIF AMPLIFIER 528-0393-005 71PME	CTXCP	CTXC	A
F4DIF AMP SUBASMBY 554-6950-01371MAF	CTXCG	CTXC	A
F4E 554-6950-01371MAF	CTXCG	CTXC	A
F4RIF AMP SUBASMBY 554-6950-01371PMF	CTXCG	CTXC	A
F4DIF AMP SUBASMBY 548-7732-01571MAG	CTXCH	CTXC	A
F4E 548-7732-01571MAG	CTXCH	CTXC	A
F4RIF AMP SUBASMBY 548-7732-01571PMG	CTXCH	CTXC	A
F4DIF AMP SUBASMBY 756-4190-01471MAH	CTXCJ	CTXC	A
F4E 756-4190-01471MAH	CTXCJ	CTXC	A
F4RIF AMP SUBASMBY 756-4190-01471PMH	CTXCJ	CTXC	A
F4DIF AMP SUBASMBY 548-7731-01571MAJ	CTXCK	CTXC	A
F4EIF AMP SUBASMBY 548-7731-01571MAJ	CTXCK	CTXC	A
F4RIF AMP SUBASMBY 548-7731-01571PMJ	CTXCK	CTXC	A
F4DIF AMP SUBASMBY 544-8720-00471MAK	CTXCL	CTXC	A
F4EIF AMP SUBASMBY 544-8720-00471MAK	CTXCL	CTXC	A
F4RIF AMP SUBASMBY 544-8720-00471PMK	CTXCL	CTXC	A
F4DCOIL SWITCH ASSEMBLY 71MAL	CTXCM	CTXC	A
F4ECOIL SWITCH ASSY 71MAL	CTXCM	CTXC	A
F4RCOIL SWITCH ASSEMBLY 71PML	CTXCM	CTXC	A
F4DRF AMPLIFIER 71MAM	CTXCN	CTXC	A
F4ERF AMPLIFIER 71MAM	CTXCN	CTXC	A
F4PRF AMPLIFIER 71PMM	CTXCN	CTXC	A
F4DPOWER AMPLIFIER 71MAN	CTXCP	CTXC	A
F4EPOWER AMPLIFIER 71MAN	CTXCP	CTXC	A
F4RPOWER AMPLIFIER 71PMN	CTXCP	CTXC	A
F4DSPECTRUM GENERATOR 71MAT	CTXCQ	CTXC	A
F4ESPECTRUM GENERATOR 71MAT	CTXCQ	CTXC	A
F4RSPECTRUM GENERATOR 71PMT	CTXCQ	CTXC	A
F4DGENERATOR SUBASSEMBLY 71MAU	CTXCR	CTXC	A
F4EGENERATOR SUBASSEMBLY 71MAU	CTXCR	CTXC	A
F4RGENERATOR SUBASSEMBLY 71PMU	CTXCR	CTXC	A
F4DMECHANICAL TUNER 71MAV	CTXCS	CTXC	A
F4E MECHANICAL TUNER 71MAV	CTXCS	CTXC	A
F4RMECHANICAL TUNER 71PMV	CTXCS	CTXC	A
F4DPOWER SUPPLY 71MAW	CTXCT	CTXC	A
F4EPOWER SUPPLY 71MAW	CTXCT	CTXC	A
F4RPOWER SUPPLY 71PMW	CTXCT	CTXC	A
F4DFUSE BOX 71MAY	CTXCU	CTXC	A
F4EFUSE BOX 71MAY	CTXCU	CTXC	A
F4RFUSE BOX 71PMY	CTXCU	CTXC	A
F4DASW-19B UHF COMM	CTXD	CTX	AAAAA
F4EASQ-19B UHF COMM	CTXD	CTX	AAAAA
F4RASQ-88A UHF COMM GRP II	CTXD	CTX	AAAAA
F4CFILTER RF,UHF,ASQ 71L60	CTXD	CTX	3
F4DRT-793A 71NA0	CTXDA	CTXD	5
F4ERT-793A 71NA0	CTXDA	CTXD	5

PGG095.J1R1 DATE = 09/16/75

FLIGHT SAFETY PREDICTION TECHNIQUE

00000000111111112222222222333333333344444444445555555555666666666677777777778  
12345678901234567890123456789012345678901234567890123456789012345678901234567890

F4RRT-793A	71QUC	CTXDA	CTXD	5
F4CONVERTER FREQUENCY STATIC	71NAA	CTXDB	CTXD	A
F4CONVERTER FREQUENCY STATIC	71NAA	CTXDB	CTXD	A
F4CONVERTER FREQUENCY STATIC	71QUA	CTXDB	CTXD	A
F4AMPLIFIER, IF, 528-0501-018	71NAB	CTXDC	CTXD	A
F4AMPLIFIER, IF, 528-0501-018	71NAB	CTXDC	CTXD	A
F4AMPLIFIER, IF, 528-0501-018	71QUB	CTXDC	CTXD	A
F4AMPLIFIER IF 528-0393-025	71NAC	CTXDD	CTXD	A
F4AMPLIFIER IF 528-0393-025	71NAC	CTXDD	CTXD	A
F4AMPLIFIER IF 528-0393-025	71QUU	CTXDD	CTXD	A
F4AMPLIFIER, RF	71NAD	CTXDE	CTXD	A
F4AMPLIFIER RF	71NAD	CTXDE	CTXD	A
F4AMPLIFIER RF	71QUC	CTXDE	CTXD	A
F4AMPLIFIER, POWER	71NAE	CTXDF	CTXD	A
F4AMPLIFIER, POWER	71NAE	CTXDF	CTXD	A
F4AMPLIFIER, POWER	71QUF	CTXDF	CTXD	A
F4GENERATOR, SPECTRUM	71NAH	CTXDG	CTXD	A
F4GENERATOR, SPECTRUM	71NAH	CTXDG	CTXD	A
F4GENERATOR, SPECTRUM	71GUH	CTXDG	CTXD	A
F4TUNER, MECHANICAL	71NAJ	CTXDH	CTXD	A
F4TUNER, MECHANICAL	71NAJ	CTXDH	CTXD	A
F4TUNER, MECHANICAL	71QUJ	CTXDH	CTXD	A
F4POWER SUPPLY	71NAK	CTXDJ	CTXD	A
F4POWER SUPPLY	71NAK	CTXDJ	CTXD	A
F4POWER SUPPLY	71QUK	CTXDJ	CTXD	A
F4INDICATOR, FREQ CH 20-808	71LKC	CTXE	CTX	2
F4CRACK, CNI AWQ	71LBC	CTXE	CTX	1
F4ID-1311/ASQ INDICATOR	71MLC	CTXE	CTX	2
F4INDICATOR FREQ CH ID-808	71PFC	CTXE	CTX	2
F4MOTOR DC	71LKA	CTXEA	CTX	2
F4MOTOR 230-0329-000	71MDA	CTXEA	CTX	2
F4MOTOR DC	71PFA	CTXEA	CTX	2
F4SWITCH ASSEMBLY	71LKB	CTXEB	CTX	2
F4SWITCH ASSY	71PFB	CTXEB	CTX	2
F4FILTER, RF UHF, ASQ	71L60	CTXF	CTX	3
F4ID-1311/ASQ INDICATOR	71MDD	CTXF	CTX	2
F4ID-1311/ASQ INDICATOR	71PTD	CTXF	CTX	2
F4MOTOR 230-0329-000	71MDA	CTXFA	CTX	2
F4MOTOR 230-0329-000	71PTA	CTXFA	CTX	2
F4CHOPPER, ELECTRONIC	71PTB	CTXFB	CTX	2
F4FILTER, RF UHF ASQ	71L60	CTXG	CTX	3
F4RACK, CNI, ASQ	71L80	CTXG	CTX	1
F4RFILTER RF/UHF	71QHO	CTXG	CTX	1
F4RACK, CNI ASQ	71L80	CTXH	CTX	1
F4RACK, CNI ASQ	71QLO	CTXH	CTX	1
F4SWITCH EXTERNAL POWER	71QBO	CTXJ	CTX	0
F4 AMP-PS-RX COMMON WUC@S	CTY	CTBC	FAAAAAAAAA	
F4 AMP-PS-RX COMMON WUC@S	CTY	CTBD	FAAAAAAAAA	
F4 MP-PS-RX COMMON WUCS	CTY	CTBG	K CTBB S11111111	
F4CAMP-PS-RX COMM WUC	CTY	CZBB	SAAAAAAAAA	

PGG095.JIR1 DATE = 09/16/75

FLIGHT SAFETY PREDICTION TECHNIQUE

```

00000000111111112222222233333333444444445555555566666666777777778
1234567890123456789012345678901234567890123456789012345678901234567890
F4DAMP-PS-RX COMM WUC CTY CZBB SAAAAAAAAA
F4EAMP-PS-RX COMM WUC CTY CZBB SAAAAAAAAA
F4RAMP-PS-RX COMMON SUCS CTY CZBB S88888888
F4 AMP-PS-RX COMMON SUCS CTY CZF FAAAAAAAAA
F4 AMP-PS-RX COMMON SUCS CTY CZU FAAAAAAAAA
F4CAMP-PS-RX AM-2349 71LEO CTYA CTY A
F4DAMP-PS-RX AM-2349 71LEO CTYA CTY A
F4EAMP-PS-RX AM-2349 71LEO CTYA CTY A
F4RAMP-PS-RX AM-2349 71PBO CTYA CTY A
F4CSWITCH,COAXIAL 71LEA CTYB CTY A
F4DSWITCH,COAXIAL 71LEA CTYB CTY A
F4ESWITCH,COAXIAL 71LEA CTYB CTY A
F4RSWITCH,COAXIAL 71PBA CTYB CTY A
F4CAMPLIFIER,CONTROL 198C-1 71LED CTYC CTY A
F4DAMPLIFIER,CONTROL 198C-1 71LED CTYC CTY A
F4EAMPLIFIER,CONTROL 198C-1 71LED CTYC CTY A
F4RAMPLIFIER,CONTROL 198C-1 71PBD CTYC CTY A
F4CREGULATOR UNIT 71LEF CTYD CTY A
F4DREGULATOR UNIT 71LEF CTYD CTY A
F4EREGULATOR UNIT 71LEF CTYD CTY A
F4RREGULATOR UNIT 71PRF CTYD CTY A
F4CPower SUPPLY SUB-ASSEMBLY 71LEG CTYE CTY A
F4DPOWER SUPPLY SUB-ASSEMBLY 71LEG CTYE CTY A
F4EPOWER SUPPLY SUB-ASSEMBLY 71LEG CTYE CTY A
F4CINDUCTOR ASSEMBLY 71LEH CTYF CTY A
F4DINDUCTOR ASSEMBLY 71LEH CTYF CTY A
F4EINDUCTOR ASSEMBLY 71LEH CTYF CTY A
F4RINDUCTOR ASSEMBLY 71PBG CTYF CTY A
F4CFUSE MODULE ASSEMBLY 71LEK CTYG CTY A
F4DFUSE MODULE ASSEMBLY 71LEK CTYG CTY A
F4FFUSE MODULE ASSEMBLY 71LEK CTYG CTY A
F4RFUSE MODULE ASSEMBLY 71PBK CTYG CTY A
F4CAMPLIFIER ASSEMBLY 71LEP CTYH CTY A
F4DAMPLIFIER ASSEMBLY 71LEP CTYH CTY A
F4EAMPLIFIER ASSEMBLY 71LEP CTYH CTY A
F4RAMPLIFIER ASSEMBLY 71PBP CTYH CTY A
F4CCHASSIS ASSEMBLY INNER 71LEQ CTYJ CTY A
F4DCHASSIS ASSEMBLY INNER 71LEQ CTYJ CTY A
F4ECHASSIS ASSEMBLY INNER 71LEQ CTYJ CTY A
F4RCHASSIS ASSEMBLY INNER 71PBQ CTYJ CTY A
F4CRELAY UNIT 71LER CTYK CTY A
F4DRELAY UNIT 71LER CTYK CTY A
F4ERELAY UNIT 71LER CTYK CTY A
F4RRELAY UNIT 71PBR CTYK CTY A
F4CPower SUPPLY 71LES CTYL CTY A
F4DPOWER SUPPLY 71LES CTYL CTY A
F4EPOWER SUPPLY 71LES CTYL CTY A
F4RPOWER SUPPLY 71PBS CTYL CTY A
F4CFILTER ASSEMBLY 71LET CTYM CTY A
F4DFILTER ASSEMBLY 71LET CTYM CTY A

```

PGG095.JIRI DATE = 09/16/75

FLIGHT SAFETY PREDICTION TECHNIQUE

00000000111111112222222222333333333344444444445555555555666666666677777777778  
12345678901234567890123456789012345678901234567890123456789012345678901234567890

F4EFILTER ASSEMBLY	71LET	CTYM	CTY	A
F4RFILTER ASSEMBLY	71PBT	CTYM	CTY	A
F4CFILTER SUB-ASSEMBLY	71LEU	CTYN	CTY	A
F4DFILTER SUB-ASSEMBLY	71LEU	CTYN	CTY	A
F4EFILTER SUB-ASSEMBLY	71LEU	CTYN	CTY	A
F4RFILTER SUB-ASSEMBLY	71PBU	CTYN	CTY	A
F4 COMMUNICATIONS		CTZ	C	F
F4 IFF PASSIVE		CX	CZ	111111111 00000000C
F4CKY-532A/ASQ	71LCO	CXA	CX	8
F4LKY-532A/ASQ	71LCO	CXA	CX	8
F4EKY-532A/ASQ	71LCO	CXA	CX	8
F4RKY-532A/ASQ	71PNO	CXA	CX	8
F4CPOWER SUPPLY	71LCA	CXAA	CX	A
F4DPOWER SUPPLY 756-7190-005	71LCA	CXAA	CX	A
F4EPOWER SUPPLY 756-7190-005	71LCA	CXAA	CX	A
F4RPOWER SUPPLY 756-7190-005	71PNA	CXAA	CX	A
F4CFILTER,LOW PASS	71LCH	CXAB	CX	2
F4DFILTER,LOW PASS 756-7212-00471LCH	71LCH	CXAB	CX	2
F4EFILTER,LOW PASS 756-7212-00471LCH	71LCH	CXAB	CX	2
F4RFILTER,LOW PASS 756-7212-00471PNE	71PNE	CXAB	CX	2
F4CIF AMPLIFIER	71LCC	CXAC	CX	A
F4DIF AMPLIFIER 763-5965-001	71LCC	CXAC	CX	A
F4EIF AMPLIFIER 763-5965-001	71LCC	CXAC	CX	A
F4RIF AMPLIFIER 763-5965-001	71PNC	CXAC	CX	A
F4CDECODER BRD NO 1	71LCD	CXAD	CX	A
F4DDECODER BRD NO1 763-5959-00171LCD	71LCD	CXAD	CX	A
F4EDECODER BRD NO1 763-5959-00171LCD	71LCD	CXAD	CX	A
F4RDECODER BRD NO1 763-5959-00171PND	71PND	CXAD	CX	A
F4CCODER BOARD NO 2	71LCE	CXAE	CX	A
F4DCODER BOARD NO2 763-5953-00171LCE	71LCE	CXAE	CX	A
F4ECODER BOARD NO2 763-5953-00171LCE	71LCE	CXAE	CX	A
F4RCODER BOARD NO2 763-5953-00171PNE	71PNE	CXAE	CX	A
F4CSELF TEST UNIT	71LCF	CXAF	CX	1
F4DSELF TEST UNIT 756-7276-005	71LCF	CXAF	CX	1
F4ESELF TEST UNIT 756-7276-005	71LCF	CXAF	CX	1
F4RSELF TEST UNIT 756-7276-005	71PNF	CXAF	CX	1
F4CTRANSMITTER GRP	71LCG	CXAG	CX	A
F4DTRANSMITTER GRP 765-7300-00571LCG	71LCG	CXAG	CX	A
F4ETRANSMITTER GRP 765-7300-00571LCG	71LCG	CXAG	CX	A
F4RTRANSMITTER GRP 765-7300-00571PNJ	71PNJ	CXAG	CX	A
F4CCONVERTER FREQ	71LCH	CXAH	CX	A
F4DCONVERTER FREQ 765-7298-008	71LCH	CXAH	CX	A
F4ECONVERTER FREQ 765-7298-008	71LCH	CXAH	CX	A
F4RCONVERTER FREQ 765-7298-008	71PNH	CXAH	CX	A
F4CMONITOR BOARD	71LCJ	CXAJ	CX	A
F4DMONITOR BOARD 756-7255-001	71LCJ	CXAJ	CX	A
F4EMONITOR BOARD 756-7255-001	71LCJ	CXAJ	CX	A
F4RMONITOR BOARD 756-7255-001	71PNK	CXAJ	CX	A
F4CDECODER BRD TB1	71LCK	CXAK	CX	A
F4DDECODER BRD TB1 763-5960-00171LCK	71LCK	CXAK	CX	A

PGG95.JIR1 DATE = 09/16/75

FLIGHT SAFETY PREDICTION TECHNIQUE

00000000111111112222222233333333334444444455555555666666667777777778  
12345678901234567890123456789012345678901234567890123456789012345678901234567890

F4EDECODER BRD TB1 763-5960-00171LCK	CXAK	CX	A
F4RDECODER BRD TB1 763-5960-00171PNL	CXAK	CX	A
F4CDECODER BRD TB2 71LCL	CXAL	CX	A
F4DDECODER BRD TB2 756-7251-00171LCL	CXAL	CX	A
F4FDECODER BRD TB2 756-7251-00171LCL	CXAL	CX	A
F4RDECODER BRD TB2 756-7251-00171PNM	CXAL	CX	A
F4CCODER BRD NO 1 71LCM	CXAM	CX	A
F4DCODER BRD NO 1 763-5961-001 71LCM	CXAM	CX	A
F4ECODER BRD NO 1 763-5961-001 71LCM	CXAM	CX	A
F4RCODER BRD NO 1 763-5961-001 71PNN	CXAM	CX	A
F4CCODER BRD NO 3 71LCN	CXAN	CX	A
F4DCODER BRD NO 3 763-5962-001 71LCN	CXAN	CX	A
F4ECODER BRD NO 3 763-5962-001 71LCN	CXAN	CX	A
F4RCODER BRD NO 3 763-5962-001 71PNP	CXAN	CX	A
F4CKY-532/ASQ 71L90	CXB	CX	A
F4DKY-532/ASQ 71L90	CXB	CX	A
F4RKY-532/ASQ 71PJO	CXB	CX	A
F4CPOWER SUPPLY 71L9A	CXBA	CX	A
F4DPOWER SUPPLY 71L9A	CXBA	CX	A
F4RPOWER SUPPLY 71PJA	CXBA	CX	A
F4CDECODER BRD 756-7250-005 71L9B	CXBB	CX	A
F4DDECODER BRD 756-7250-005 71L9B	CXBB	CX	A
F4RDECODER BRD 756-7250-005 71PJB	CXBB	CX	A
F4CAMPLIFIER IF 71L9C	CXBC	CX	A
F4DAMPLIFIER IF 71L9C	CXBC	CX	A
F4RAMPLIFIER IF 71PJC	CXBC	CX	A
F4CDECODER BRD 756-7249-005 71L9D	CXBD	CX	A
F4DDECODER BRD 756-7249-005 71L9D	CXBD	CX	A
F4RDECODER BRD 756-7249-005 71PJO	CXBD	CX	A
F4CCODER BRD NO 1 71L9E	CXBE	CX	A
F4DCODER BRD NO 1 71L9E	CXBE	CX	A
F4RCODER BRD NO 1 71PJE	CXBE	CX	A
F4CCODER BRD NO 3 71L9G	CXBG	CX	A
F4DCODER BRD NO 3 71L9G	CXBG	CX	A
F4RCODER BRD NO 3 71PJE	CXBG	CX	A
F4CONVERTER FREQUENCY 71L9H	CXBH	CX	A
F4DCONVERTER FREQUENCY 71L9H	CXBH	CX	A
F4RCONVERTER FREQUENCY 71PJE	CXBH	CX	A
F4CTRANSMITTER GROUP 71L9J	CXBJ	CX	A
F4DTRANSMITTER GROUP 71L9J	CXBJ	CX	A
F4RTRANSMITTER GROUP 71PJE	CXBJ	CX	A
F4CTRANSMITTER, RADIO 71L9K	CXBK	CX	A
F4DTRANSMITTER, RADIO 71L9K	CXBK	CX	A
F4RTRANSMITTER, RADIO 71PJE	CXBK	CX	A
F4CHIGH VOLTAGE POWER SUPPLY 71L9L	CXBL	CX	A
F4DHIGH VOLTAGE POWER SUPPLY 71L9L	CXBL	CX	A
F4RHIGH VOLTAGE POWER SUPPLY 71PJE	CXBL	CX	A
F4CSELF TEST UNIT 71L9M	CXBM	CX	1
F4DSELF TEST UNIT 71L9M	CXBM	CX	1
F4RSELF TEST UNIT 71PJE	CXBM	CX	1

PG095.J1R1 DATE = 09/16/75

FLIGHT SAFETY PREDICTION TECHNIQUE

```

00000000111111112222222233333333444444445555555566666666777777778
1234567890123456789012345678901234567890123456789012345678901234567890
F4 CONTROL CXC CX CXD 111111111
F4CC-1159/APX-6B 71LGO CXCA CXC A
F4DC-1159/APX-6B 71LGO CXCA CXC A
F4RC-1159/APX-6B 71PCO CXCA CXC A
F4CC-1272A/APA-89 SIF 71LHO CXCAA CXC A
F4DC-1272A/APA-89 SIF 71LHO CXCAA CXC A
F4RC-1272A/APA-89 SIF 71PDO CXCAA CXC A
F4CC-6280-P-/APX 71MGO CXCB CXC A
F4DC-6280-P-/APX 71MGO CXCB CXC A
F4EC-6280-P-/APX 71MGO CXCB CXC A
F4RC-6280-P-/APX 71QRO CXCB CXC A
F4 EMERGENCY ACTIVATION CXD K CXC AAAAAAAAAA
F4CEMERGENCY RELAYS,IFF 71LTO CXDA CXD A
F4DEMERGENCY RELAYS,IFF 71LTO CXDA CXD A
F4EEMERGENCY RELAYS,IFF 71LTO CXDA CXD A
F4REMERGENCY RELAYS,IFF 71P6G CXDA CXD A
F4REMERGENCY SWITCH,PILOTS SEAT 71QNO CXDB CXD 1
F4PEMERGENCY SWITCH,RADAR SEAT 71QPO CXDC CXD 1
F4CANTENNA,IFF 71L40 CXE CX A
F4DANTENNA,IFF 71L4G CXE CX A
F4EANTENNA,IFF 71L40 CXE CX A
F4RANTENNA,IFF 71QMD CXE CX A
F4CSWITCH,IFF LIMIT,ASQ 71L30 CXF CX 1
F4DSWITCH,IFF LIMIT,ASQ 71L30 CXF CX 1
F4RSWITCH,IFF LIMIT,ASQ 71QGG CXF CX 1
F4RSWITCH,IFF LORING 71QFU CXG CX 1
F4RFILTER,IFF/TACAN 71QJG CXH CX 1
F4 IFF ACTIVE CY CZ 00000000
F4 MARK XII IFF CYA CY AAAAAAAAAA
F4 INTEROGATOR COMPUTER 71TAO CYAA CYA A
F4 TRANSPONDER COMPUTER 71TBO CYAB CYA A
F4CINTEROGATOR CYB CY AAAAAAAAAA
F4DINTEROGATOR CYB CY AAAAAAAAAA
F4EINTEROGATOR CYB CY AAAAAAAAAA
F4R INTEROGATOR NOT ON R CYB CY C0000000
F4CCONTROL,C-7383 71SAC CYBA CYB 8
F4DCONTROL,C-7383 71SAU CYBA CYB 8
F4ECONTROL,C-7383 71SAO CYBA CYB 8
F4 R/T 868A 71SBO CYBB CYB 8
F4 RCVV ASSY 2A1 71SBA CYBBA CYB A
F4 SIG GEN 2A1A2 71SBB CYBBB CYB A
F4 LOCAL OSC 2A1A3 71SBC CYBBC CYB A
F4 IF SUM AMP 2A1A4 71SBU CYBBD CYB A
F4 IF AMP SUM CHAN 2A1A5A1 71SBE CYBBE CYB A
F4 IF DIFF PREAMP 2A1A6 71SBF CYBBF CYB A
F4 TRANS ASSY 2A2 71SRG CYBBG CYB A
F4 POWER SUPPLY 2A2A1 71SRH CYBBH CYB A
F4 POWER SUPPLY 2AZAZ 71SBJ CYBBJ CYB A
F4 AMP 2AZAY 71SBK CYBBK CYB A
F4 FINAL OUTPUT CAVITY 2AZA8 71SBL CYBBL CYB A

```

PGG095.J1R1 DATE = 09/16/75

FLIGHT SAFETY PREDICTION TECHNIQUE

```

00000000111111111222222222333333333344444444445555555555666666666677777777778
12345678901234567890123456789012345678901234567890123456789012345678901234567890
F4 BRD ASSY SELF TEST,2A3      71SBM  CYBBM      CYB      A
F4 BRD ASSY VIDEO 2AY          71SBN  CYBBN      CYB      A
F4 BRD ASSY MODE 4,2A5        71SBP  CYBBP      CYB      A
F4 BRD ASSY RSLs 2A6          71SBQ  CYBBQ      CYB      A
F4 IF AMP DIFF CHAN 2A1A7A1    71SBR  CYBBR      CYB      A
F4 SWITCH,AMP SA-1568A/APX-76  71SCO  CYBC      CYB      A
F4 BOARD ASSY PERFORMANCE 3A1  71SCA  CYBCA     CYB      A
F4 SWITCH,DRIVER ASSY 3AZ      71SCB  CYBCB     CYB      A
F4 RF SWITCH 3A6              71SCC  CYBCC     CYB      A
F4 FINAL OUTPUT CAVITY 3Z7     71SCD  CYBCD     CYB      A
F4 DIPLEXER,FILTER ASSY 3A8    71SCE  CYBCE     CYB      A
F4 BOARD ASSY,POWER SUPPLY 3A9  71SCF  CYBCF     CYB      A
F4 SYNCHRONIZER SN-416A/APX-76 71SDO  CYBD      CYB      A
F4 BOARD ASSY DECODER          71SDA  CYBDA     CYB      A
F4 BOARD ASSY INTERROGATOR 4AZ  71SDB  CYBDB     CYB      A
F4 BOARD ASSY CONTROL 4A3      71SDC  CYBDC     CYB      A
F4 BOARD ASSY FAULT IND 4A4    71SDD  CYBDD     CYB      A
F4 BOARD ASSY PERFORMANCE 4A5  71SDE  CYBDE     CYB      A
F4 BOARD ASSY PULSE,DELAY 4A6  71SDF  CYBDF     CYB      A
F4 VIDEO GATING ASSY 4A7      71SDG  CYBDG     CYB      A
F4 FILTER ASSY 4A8            71SDH  CYBDH     CYB      A
F4 BOARD ASSY FILTER 4A8A1     71SDJ  CYBDJ     CYB      A
F4 BOARD ASSY FILTER 4A8A2     71SDK  CYBDK     CYB      A
F4 BOARD ASSY POWER SUPPLY 4A9  71SDL  CYBDL     CYB      A
F4 ANTENNA,DIPOLE 119796      71SEO  CYBE      CYB      1
F4 ANTENNA ASSY VHF LOOP       71SFO  CYBF      CYB      1
F4CANTENNA 85-24380E02        72520  CYBG      CYB      1
F4DT-961/APX-81 R/T          71VAO  CYBKA     CYB      8
F4DC-8518/APX-81 CONTROL     71VBQ  CYBKB     CYB      8
F4DCOAXIAL SWITCH            71VCO  CYBKC     CYB      8
F4DBANDPASS FILTER           71VDO  CYBKD     CYB      8
F4DANTENNA,LOOP              71VEO  CYBKE     CYB      8
F4 TRANSPONDER                CY      CY        CY      AAAAAAAAAA
F4 SST181X TRANSPONDER ASSY   72510  CYCA      CYC      8
F4 RF SUBASSY                 7251A  CYCAA     CYC      A
F4 PWR SUPPLY                 7251B  CYCAB     CYC      A
F4 IF AMP                     7251C  CYCAC     CYC      A
F4 DECODER                    7251D  CYCAD     CYC      A
F4 MODULATOR                 7251E  CYCAE     CYC      A
F4 ENCODER                    7251F  CYCAF     CYC      A
F4 IFF CONTROL BOX           72530  CYDCZ     CY      8
F4 NAVIGATION                 CZ      C          C      E      001222240
F4 DISPLAYS/REDDU ATTEN      CZ      CZ        CZ      111111111
F4 PRESENT POSITION INDICATION  CZAA     CZZX     CZ      111111111
F4 GROUND SPEED INDICATION    CZAR     CZZY     CZ      111111111
F4CID-1126/ASN-46           71A30  CZABA     CZAB     A
F4AMPLIFIER INDICATOR 1804938171A3A  CZABAA   CZAB     A
F4INDICATOR MECHANISM 1816390171A3B  CZABAR   CZAB     A
F4CID-1126/ASN-46           71B30  CZABB     CZAB     A
F4DID-1126/ASN-46           71B30  CZABB     CZAB     A

```

PGG095.J1R1 DATE = 09/16/75

FLIGHT SAFETY PREDICTION TECHNIQUE

```

000000001111111122222222333333333344444444445555555555666666666677777777778
12345678901234567890123456789012345678901234567890123456789012345678901234567890
F4EID-1126/ASN-46          71B30  CZAB  CZAB  A
F4RID-1126/ASN-46          71B30  CZABB  CZAB  A
F4AMPLIFIER INDICATOR 1804938171B3A CZABBA CZAB  A
F4DAMPLIFIER INDICATOR 1804938171B3A CZABBA CZAB  A
F4EAMPLIFIER INDICATOR 1804938171B3A CZABBA CZAB  A
F4RAMPLIFIER INDICATOR 1804938171B3A CZABBA CZAB  A
F4CINDICATOR MECHANISM 1816390171B3B CZABBB CZAB  A
F4DINDICATOR MECHANISM 1816390171B3B CZABBB CZAB  A
F4EINDICATOR MECHANISM 1816390171B3B CZABBB CZAB  A
F4RINDICATOR MECHANISM 1816390171B3B CZABBB CZAB  A
F4 RANGE INDICATION      CZAC  CZZY  11111111
F4 INDICATOR A           CZACA  CZAC  11111111
F4CRDHI ID-663/U        71LJO  CZACAA CZACA  A
F4DRDHI ID-663/U        71LJO  CZACAA CZACA  A
F4ERDHI ID-663/U        71LJO  CZACAA CZACA  A
F4RRDHI ID-663/U        71PEO  CZACAA CZACA  A
F4 INDICATOR B           CZACB  CZAC  22222222
F4 INDICATOR,HORIZ SITUATION 512CL CZACBA CZACB  A
F4 AMPLIFIER,HSI        512CM CZACBB CZACB  A
F4 BEARING INDICATION   CZAD  CZA  008888800
F4 INDICATOR A           CZADA  CZAD  11111111
F4CRDHI ID-6630U        71LJO  CZADAA CZADA  A
F4DRDHI ID-6630U        71LJO  CZADAA CZADA  A
F4ERDHI ID-6630U        71LJO  CZADAA CZADA  A
F4RRDHI ID-6630U        71PEO  CZADAA CZADA  A
F4 INDICATOR B           CZADB  CZAD  22222222
F4 INDICATOR,HORIZ SITUATION 512CL CZADBA CZADA  A
F4 AMPLIFIER,HSI        512CM CZADBB CZADA  A
F4 AMPLIFIER,COMPASS SERVO 512CN CZADBC CZADA  A
F4 AMPLIFIER,BEARING SERVO 512CP CZADBD CZADA  A
F4 AMPLIFIER,COURSE CMD SERVO 512CR CZADBE CZADA  A
F4 HEADING INDICATION   CZAE  CZA  088888840
F4 INDICATOR A           CZAEA  CZAE  00000000
F4CRDHI ID-663/U        71LJO  CZAEAA CZAEA  A
F4DRDHI ID-663/U        71LJO  CZAEAA CZAEA  A
F4ERDHI ID-663/U        71LJO  CZAEAA CZAEA  A
F4RRDHI ID-663/U        71PEO  CZAEAA CZAEA  A
F4 INDICATOR B           CZAEB  CZAE  11111111
F4 INDICATOR,HORIZ SITUATION 512CL CZAEBA CZAEB  A
F4 AMPLIFIER HSI        512CM CZAEBB CZAEB  A
F4 AMPLIFIER COMPASS SERVO 512CN CZAEBC CZAEB  A
F4 AMPLIFIER HEAD CMD SERVO 512CQ CZAEBD CZAEB  A
F4 INDICATOR C           CZAEC  CZAF  11111111
F4RIND.ATT.DIR ARU-11/A  71770  CZAECA CZAEC  A
F4AMPLIFIER PWR SUPPLY  731HM  CZAECA CZAEC  A
F4DAMPLIFIER PWR SUPPLY  731HM  CZAECA CZAFC  A
F4EAMPLIFIER PWR SUPPLY  731HM  CZAECA CZAFC  A
F4CINDICATOR,ATTITUDE REFERENCE 731HO CZAECA CZAEC  A
F4DINDICATOR,ATTITUDE REFERENCE 731HO CZAECA CZAEC  A
F4EINDICATOR,ATTITUDE REFERENCE 731HO CZAECA CZAEC  A

```

PGG095.JIR1 DATE = 09/16/75

FLIGHT SAFETY PREDICTION TECHNIQUE

```

00000000111111112222222222333333333344444444445555555555666666666677777777778
12345678901234567890123456789012345678901234567890123456789012345678901234567890
F4RIND.ATT DIR ARU-31/A          71840  CZAECAX      CZAFC          A
F4RAMPLIFIER POWER SUPPLY        7177D  CZAECB      CZAEC          A
F4 STEERING SOLUTIONS              CZB       CZQ           CZE  111111111
F4 SELF CONTAINED STEER INFO      CZBA      CZAA          FAAAAAAAAAA
F4 SELF CONTAINED STEER INFO      CZBA      CZB          CZBB  111111100
F4CAMP COMP AM-3734/ASN-46        71A20  CZRAA      CZBA          B
F4CAMP A803,4,5,6                 71A2A  CZBAAA     CZBA          A
F4CAMP A802                         71A2B  CZHAAB     CZBA          A
F4CPRE-AMP A807                    71A2C  CZBAAC     CZBA          A
F4CCOMP MECH,RANGE A810           71A2E  CZBAAE     CZBA          A
F4CBEARING,GND TRACK A809         71A2F  CZBAAF     CZBA          A
F4CTIMERM810                       71A2G  CZBAAG     CZBA          A
F4CAMP BUFFER                      71A2H  CZBAAH     CZBA          A
F4CAMP COMP AM-3734/ASN-46A       71B20  CZBAB      CZBA          A
F4DAMP COMP AM-3734/ASN-46A       71B20  CZBAB      CZBA          A
F4EAMP COMP AM-3734/ASN-46A       71B20  CZBAB      CZBA          A
F4RAMP COMP AM-3734/ASN-46A       71B20  CZBAB      CZBA          A
F4CAMP A803,4,5,6                 71B2A  CZBABA     CZBA          A
F4DAMP A803,4,5,6                 71B2A  CZBABA     CZBA          A
F4EAMP A803,4,5,6                 71B2A  CZBABA     CZBA          A
F4RAMP A803,4,5,6                 71B2A  CZBABA     CZBA          A
F4CAMP 802                         71B2B  CZBABB     CZBA          A
F4DAMP 802                         71B2B  CZBABB     CZBA          A
F4EAMP 802                         71B2B  CZBABB     CZBA          A
F4RAMP 802                         71B2B  CZBABB     CZBA          A
F4CPRE AMP A807                   71B2C  CZBABC     CZBA          A
F4DPRE AMP A807                   71B2C  CZBABC     CZBA          A
F4EPRE AMP A807                   71B2C  CZBABC     CZBA          A
F4RPRE AMP A807                   71B2C  CZBABC     CZBA          A
F4CFILTER MODULE A811             71B2D  CZBABD     CZBA          A
F4DFILTER MODULE A811             71B2D  CZBABD     CZBA          A
F4EFILTER MODULE A811             71B2D  CZBABD     CZBA          A
F4RFILTER MODULE A811             71B2D  CZBABD     CZBA          A
F4CCOMP MECH,RANGE A810           71B2E  CZBABE     CZBA          A
F4DCOMP MECH,RANGE A810           71B2E  CZBABE     CZBA          A
F4ECOMP MECH,RANGE A810           71B2E  CZBABE     CZBA          A
F4RCOMP MECH,RANGE A810           71B2E  CZBABE     CZBA          A
F4CBEARING GND TRACK A809         71B2F  CZBABF     CZBA          A
F4DBEARING GND TRACK A809         71B2F  CZBABF     CZBA          A
F4EBEARING GND TRACK A809         71B2F  CZBABF     CZBA          A
F4RBEARING GND TRACK A809         71B2F  CZBABF     CZBA          A
F4CTIMER M801                     71B2G  CZBABG     CZBA          A
F4DTIMER M801                     71B2G  CZBABG     CZBA          A
F4ETIMER M801                     71B2G  CZBABG     CZBA          A
F4RTIMER M801                     71B2G  CZBABG     CZBA          A
F4CAMP BUFFER A808                71B2H  CZBABH     CZBA          A
F4DAMP BUFFER A808                71B2H  CZBABH     CZBA          A
F4EAMP BUFFER A808                71B2H  CZBABH     CZBA          A
F4RAMP BUFFER A808                71B2H  CZBABH     CZBA          A
F4 DEPENDENT STEERING INFO        CZBB     CZB          K CZBA  00AAAAA00

```

PGG095.J1R1 DATE = 09/16/75

FLIGHT SAFETY PREDICTION TECHNIQUE

00000000111111112222222222333333333344444444445555555555666666666677777777778					
1234567890123456789012345678901234567890123456789012345678901234567890					
F4 INS MODE		CZC	CZBA	CZD	111111111
F4 AIR DATA MODE		CZD	CZBA	K CZC	AAAAAAAAA
F4 DEAD RECKONING		CZE	CZQ	K CZB	AAAAAAAA5C
F4 STANDBY COMPASS		CZEA	CZE		AAAAAAAAA
F4 STANDBY COMPASS	512AB	CZEAA	CZEA	A	
F4 ELAPSED TIME		CZEC	CZE		111111111
F4 CLUCK	512AA	CZECA	CZEC	1	
F4 ADF MODE		CZF	CZHB		111111111
F4CCANTENNA,ADF,AS-1059 ASQ	71LLO	CZFA	CZF	A	
F4DCANTENNA,ADF,AS-1059 ASQ	71LLO	CZFA	CZF	A	
F4R ANTENNA,ADF,AS-1059 ASQ	71PGO	CZFA	CZF	A	
F4C DRIVE ANTENNA	71LLA	CZFAA	CZF	A	
F4D DRIVE ANTENNA	71LLA	CZFAA	CZF	A	
F4R DRIVE ANTENNA	71PGA	CZFAA	CZF	A	
F4C HOPPER ASSEMBLY	71LLB	CZFAB	CZF	A	
F4D HOPPER ASSEMBLY	71LLB	CZFAB	CZF	A	
F4R HOPPER ASSEMBLY	71PGB	CZFAB	CZF	A	
F4C RADIATOR ASSEMBLY	71LLC	CZFAC	CZF	A	
F4D RADIATOR ASSEMBLY	71LLC	CZFAC	CZF	A	
F4R RADIATOR ASSEMBLY	71PGC	CZFAC	CZF	A	
F4C ANTENNA,ADF AS-909/ARA-48	71LMO	CZFB	CZF	A	
F4D ANTENNA,ADF AS-909/ARA-48	71LMO	CZFB	CZF	A	
F4E ANTENNA,ADF AS-909/ARA-48	71LMO	CZFB	CZF	A	
F4R ANTENNA,ADF AS-909/ARA-48	71PHQ	CZFB	CZF	A	
F4C DRIVE,ANTENNA	71LMA	CZFBA	CZF	A	
F4D DRIVE,ANTENNA	71LMA	CZFBA	CZF	A	
F4E DRIVE,ANTENNA	71LMA	CZFBA	CZF	A	
F4R DRIVE,ANTENNA	71PHA	CZFBA	CZF	A	
F4C HOPPER ASSEMBLY	71LMB	CZFBB	CZF	A	
F4D HOPPER ASSEMBLY	71LMB	CZFBB	CZF	A	
F4P HOPPER ASSEMBLY	71PHB	CZFBB	CZF	A	
F4E RADIATOR ASSEMBLY	71LMB	CZFBC	CZF	A	
F4C RADIATOR ASSEMBLY	71LMC	CZFBC	CZF	A	
F4D RADIATOR ASSEMBLY	71LMC	CZFBC	CZF	A	
F4R RADIATOR ASSEMBLY	71PHC	CZFBC	CZF	A	
F4C RELAY,UHF/ADF COAXIAL,ASQ	71LVO	CZFC	CZF	A	
F4D RELAY,UHF/ADF COAXIAL,ASQ	71LVO	CZFC	CZF	A	
F4E RELAY,UHF/ADF COAXIAL,ASQ	71LVO	CZFC	CZF	A	
F4R DELAY,UHF/ADF COAXIAL,ASQ	71QAO	CZFC	CZF	A	
F4R ATTITUDE HEAD/REF SYSTEM		CZK	CZD		AAAAAAAAA
F4R ATT/HEAD REF SYS		CZK	DBEH	CZR	111111111
F4RAN/ASM-55	71700	CZKA	CZK		0
F4R PWR SUPPLY,LEVELING AMP	71710	CZKAA	CZK		A
F4R METER,TIME TOTALIZING	7171A	CZKAAA	CZK		0
F4R ADAPTER,POWER	7171B	CZKAAB	CZK		A
F4R RELAYS	7171C	CZKAAC	CZK		A
F4R AMPLIFIER,SERV/	7171D	CZKAAD	CZK		A
F4R TRANSFORMER,POWER,STEPDOWN	7171E	CZKAAE	CZK		A
F4R GYROSCOPE,DIRECTIONAL	71720	CZKAB	CZK		A
F4R PRIM/STBY SWITCH ASSY	7173A	CZKABCA	CZK		A

PGG095.JIR1 DATE = 09/16/75

FLIGHT SAFETY PREDICTION TECHNIQUE

000000001111111122222222333333333344444444445555555555666666666677777777778  
12345678901234567890123456789012345678901234567890123456789012345678901234567890

F4RRELAY BOX ASSY	7173B	CZKABC8	CZK	A
F4RCONTROLLER, COMPASS SYSTEM	71730	CZKAC	CZK	A
F4RGYROSCOPE, SWITCHING RATE	71740	CZKAD	CZK	A
F4RCOMPENSATOR, COMPASS ADPTER	71750	CZKAE	CZK	A
F4RSYNCHRO ASSY	7175A	CZKAEE	CZK	A
F4RMOTOR GENERATOR	7175B	CZKAEB	CZK	A
F4RSYNCHRO	7175C	CZKAEC	CZK	A
F4RGEAR ASSY	7175D	CZKAED	CZK	A
F4RHOUSING ASSEMBLY	7175E	CZKAEE	CZK	1
F4RADJUSTMENT MODULE	7175F	CZKAEF	CZK	A
F4RPOWER SUPPLY	7175G	CZKAEG	CZK	A
F4RAMPLIFIER, AUDIO	7175H	CZKAEH	CZK	A
F4RAMPLIFIER, SERVO	7175J	CZKAEJ	CZK	A
F4RCKT BRD, AMP SLAVE/CORRECTION	7175K	CZKAEK	CZK	A
F4RCKT BRD, AMP SERVO A1	7175L	CZKAEL	CZK	A
F4RCKT BRD, AMP SERVO A2	7175M	CZKAEM	CZK	A
F4RCKT BRD, DEMOD/REMOD	7175N	CZKAEN	CZK	A
F4RCKT BRD, POWER SUPPLY	7175P	CZKAEP	CZK	A
F4RTRANSMITTER RATE GYRO	71760	CZKAF	CZK	A
F4RML-1 COMPASS TRANSMITTER	71820	CZKAG	CZK	1
F4RMD-1 DISPLACEMENT GYRO	71830	CZKAH	CZK	8
F4 CONTROL		CZL	CZBA	SAAAAAAAAA
F4 CONTROL		CZL	CZC	FAAAAAAAAA
F4 CONTROL		CZL	CZD	FAAAAAAAAA
F4CCONTROL COMP CP-723/ASN-46	71A10	CZLA	CZL	8
F4CCOMPASS AND TAS MOD	71A1A	CZLAA	CZL	A
F4CINTEROGATOR	71A1B	CZLAB	CZL	A
F4CMECHANISM ASSY	71A1C	CZLAC	CZL	A
F4CINTEGRATOR, DUAL	71A1D	CZLAD	CZL	A
F4CFRONT PANEL ASSY	71A1E	CZLAE	CZL	A
F4CBOARD, TERMINAL	71A1F	CZLAF	CZL	A
F4CELECTRONIC MODULE	71A1G	CZLAG	CZL	A
F4CELECTRONIC COMP	71A1H	CZLAH	CZL	A
F4CTRANS AND AUTOSYN	71A1J	CZLAJ	CZL	A
F4CCONTROL COMP CP-723B/ASN-46A	71B10	CZLB	CZL	8
F4DCONTROL COMP CP-723B/ASN-46A	71B10	CZLB	CZL	8
F4ECONTROL COMP CP-723B/ASN-46A	71B10	CZLB	CZL	8
F4RCONTROL COMP CP-723B/ASN-46A	71B10	CZLB	CZL	8
F4CLOUNGITUDINAL ASSY	71B1A	CZLBA	CZL	A
F4DLOUNGITUDINAL ASSY	71B1A	CZLBA	CZL	A
F4ELOUNGITUDINAL ASSY	71B1A	CZLBA	CZL	A
F4RLOUNGITUDINAL ASSY	71B1A	CZLBA	CZL	A
F4CLATITUDINAL ASSY	71B1B	CZLBB	CZL	A
F4DLATITUDINAL ASSY	71B1B	CZLBB	CZL	A
F4ELATITUDINAL ASSY	71B1B	CZLBB	CZL	A
F4RLATITUDINAL ASSY	71B1B	CZLBB	CZL	A
F4CVAR AND WIND CNTRL	71B1C	CZLBC	CZL	A
F4DVAR AND WIND CNTRL	71B1C	CZLBC	CZL	A
F4EVAR AND WIND CNTRL	71B1C	CZLBC	CZL	A
F4RVAR AND WIND CNTRL	71B1C	CZLBC	CZL	A

PGG095.JIR1 DATE = 09/16/75

FLIGHT SAFETY PREDICTION TECHNIQUE

00000000111111112222222233333333444444445555555566666666777777778  
1234567890123456789012345678901234567890123456789012345678901234567890

F4CELEC COMP LONGITUDE	7181D	CZLBD	CZL	A
F4DFLEC COMP LONGITUDE	7181D	CZLBD	CZL	A
F4EELEC COMP LONGITUDE	7181D	CZLBD	CZL	A
F4RELEC COMP LONGITUDE	7181D	CZLBD	CZL	A
F4CELEC COMP LATTITUDE	7181E	CZLBE	CZL	A
F4DFLEC COMP LATTITUDE	7181E	CZLBE	CZL	A
F4FELEC COMP LATTITUDE	7181E	CZLBE	CZL	A
F4RELEC COMP LATTITUDE	7181E	CZLBE	CZL	A
F4CRELAY BOARD	7181F	CZLBF	CZL	A
F4DRELAY BOARD	7181F	CZLBF	CZL	A
F4ERELAY BOARD	7181F	CZLBF	CZL	A
F4RRELAY BOARD	7181F	CZLBF	CZL	A
F4CLAT TRIMMING	7181G	CZLBG	CZL	A
F4DLAT TRIMMING	7181G	CZLBG	CZL	A
F4ELAT TRIMMING	7181G	CZLBG	CZL	A
F4CLONG TRIMMING	7181H	CZLBH	CZL	A
F4DLONG TRIMMING	7181H	CZLBH	CZL	A
F4ELONG TRIMMING	7181H	CZLBH	CZL	A
F4RLONG TRIMMING	7181H	CZLBH	CZL	A
F4EELEC COMP TIME DELAY	7181J	CZLBJ	CZL	A
F4DFLEC COMP	7181K	CZLBK	CZL	A
F4DELEC COMP	7181K	CZLBK	CZL	A
F4FELEC COMP	7181K	CZLBK	CZL	A
F4RELEC COMP	7181K	CZLBK	CZL	A
F4CPANEL,CONTROL C-4779/ASN	71E1G	CZLC	CZL	A
F4RPANEL,CONTROL C-4779/ASN	71G1O	CZLC	CZL	A
F4DPANEL,CONTROL C-4779/ASN	71H1O	CZLC	CZL	A
F4EPANEL,CONTROL C-4779/ASN	71H1O	CZLC	CZL	A
F4 FLIGHT DIRECTOR GROUP		CZM	CZB	AAAAAAAAA
F4RFLIGHT DIRECTOR GROUP		CZM	C7PK	FAAAAAAAAAA
F4 COMPUTER,FLIGHT DIRECTOR	512CA	CZMA	CZM	8
F4 MODULE,LATERAL COMPUTER	512CB	CZMB	CZM	A
F4 MODULE,POWER AND SWITCHING	512CC	CZMC	CZM	A
F4 MODULE,SERVO AMP	512CD	CZMD	CZM	A
F4 MODULE,BEARING MECHANISM	512CE	CZME	CZM	A
F4 MODULE,COMMAND MECHANISM	512CF	CZMF	CZM	A
F4 CONTROL ASSY,ADJUSTMENT	512CG	CZMG	CZM	A
F4 AMPLIFIER,MAGNETIC	512CH	CZMH	CZM	A
F4 SHOCK MOUNT,COMPUTER	512CJ	CZMJ	CZM	0
F4 CONTROL MODE SELECTOR	512CK	CZMK	CZU	A
F4RCONTROL MODE SELECTOR	512CK	CZML	CZT	A
F4 CONTROL MODE SELECTOR	512CK	CZMM	CZF	A
F4 CONTROL MODE SELECTOR	512CK	CZMN	CZBA	A
F4 POTENTIOMETERS	512CS	CZMS	CZM	A
F4RFORWARD LOOKING RADAR NAV		CZP	CZPZ	11111111
F4RFORWARD LOOKING RADAR		CZP	MRBA	11111111
F4RTRANSMIT FUNCTION		CZPA	CZP	AAAAAAAAA
F4RTRANSMITTER,RADAR T920/AS099733C0		CZPAA	CZPA	2
F4RMODULATOR,2A2	733CA	CZPAAA	CZPA	A
F4RGGENERATOR ASSEMBLY	733C0	CZPAAD	CZPA	A

PGGG95.J1R1 DATE = 09/16/75

FLIGHT SAFETY PREDICTION TECHNIQUE

000000001111111122222222333333333344444444445555555555666666666677777777778  
12345678901234567890123456789012345678901234567890123456789012345678901234567890

F4RSYNCHRONIZER 2A3	733CE	CZPAAE	CZPA	A
F4ROSCILATTOR	733CF	CZPAAF	CZPA	A
F4RGENERATOR, PRF	733CG	CZPAAG	CZPA	A
F4RPOWER SUPPLY 2AY	733CH	CZPAAH	CZPA	A
F4RPOWER SUPPLY SUBASSY	733CJ	CZPAAJ	CZPA	A
F4RFILTER ASSY	733CK	CZPAAK	CZPA	A
F4RANTENNA RCVR AS-1451/ASQ-99	733EO	CZPAR	CZPA	2
F4RDUPLEX MIXER	733ER	CZPABA	CZPA	A
F4RMIXER SUBASSY	733ES	CZPABB	CZPA	A
F4RCABLE ASSY	733ET	CZPABC	CZPA	A
F4RMICROWAVE ASSY	733EQ	CZPABD	CZPA	A
F4RANTENNA POSITIONING FUNCTION		CZPH	CZP	AAAAAAAAA
F4RANTENNA RECFIVER AS-1451	733EO	CZPBA	CZPB	2
F4RGEAR ASSY 3A5	733EK	CZPBA A	CZPB	A
F4RBRAKE, ANTENNA	733EL	CZPBAAB	CZPB	A
F4RGEAR ASSY AZIMUTH 3A6	733EM	CZPBAC	CZPB	A
F4RBRAKE AND GEAR ASSY	733EN	CZPBAD	CZPB	A
F4RGEAR ASSY 3A7	733EP	CZPBAE	CZPB	A
F4RPOWER SUPPLY PROG PP-3814	733EO	CZPBH	CZPB	2
F4RTRANSISTOR ASSY	733OJ	CZPBHA	CZPB	A
F4RAMPLIFIER	733OK	CZPBHB	CZPB	A
F4RAMPLIFIER, ELEC CNTR AZ 1A13	733OL	CZPBBC	CZPB	A
F4RAMPLIFIER, ELEVATION 1A9	733OM	CZPBBD	CZPB	A
F4RAMPLIFIER, ROLL 1A11	733ON	CZPBBE	CZPB	A
F4RPROGRAMMER ASSY	733OP	CZPBHF	CZPB	A
F4RRDRIVER POINTER	733OQ	CZPHRG	CZPB	A
F4RRECEIVE FUNCTION		CZPC	CZP	AAAAAAAAA
F4RANTENNA RECEIVER	733EO	CZPCA	CZPC	2
F4RMICROWAVE ASSY	733EQ	CZPCAA	CZPC	A
F4RDUPLEX MIXER	733ER	CZPCAB	CZPC	A
F4RMIXER SUBASSY	733ES	CZPCAC	CZPC	A
F4RCABLE SUBASSY	733ET	CZPCAD	CZPC	A
F4RRCOVR SUBASSY 3A9	733EW	CZPCAE	CZPC	A
F4RPOST AMP 2-F 3A9A1, 3A9A2	733EX	CZPCAF	CZPC	A
F4RPHASE DET 3A9A3	733EY	CZPCAG	CZPC	A
F4RFILTER BRD 3A9AY	733EZ	CZPCAH	CZPC	A
F4RVIDEO PROCESSOR 3A9A5	733E1	CZPCAJ	CZPC	A
F4RPHANTASTRON AMP 3A8	733E2	CZPCAK	CZPC	A
F4RAFC VIDEO AMP	733E3	CZPCAL	CZPC	A
F4RTEST J3C 3A8A1	733E4	CZPCAM	CZPC	A
F4RCONTRL ASSY	733E5	CZPCAN	CZPC	A
F4RAMP, AFC 3AY	733E6	CZPCAP	CZPC	A
F4RAMP, AFC 3A3	733E7	CZPCAQ	CZPC	A
F4RPREAMP 3A1, 3A2	733E8	CZPCAR	CZPC	A
F4RCOMPUTER FUNCTION		CZPD	CZP	AAAAAAAAA
F4RCOMPUTER FUNCTION		CZPD	CZPK	AAAAAAAAA
F4RCOMMAND COMPUTER CP-731	733B0	CZPDA	CZPD	2
F4RCOMPUTER NO.2	733B8A	CZPDAA	CZPD	A
F4RTEST MONITOR	733B8B	CZPDAB	CZPD	A
F4RTEST MONITOR AND CMD GEN 4A1	733B8C	CZPDAC	CZPD	A

PGG095.J1R1 DATE = 09/16/75

FLIGHT SAFETY PREDICTION TECHNIQUE

0000000011111111122222222233333333334444444444555555555566666666667777777778					
12345678901234567890123456789012345678901234567890123456789012345678901234567890					
F4RTEMPLATE GEN 4A3	7338D	CZPDAD	CZPD	A	
F4RALTIMETER OVERRIDE 4A4	7338E	CZPDAE	CZPD	A	
F4RINDICATOR FUNCTION		CZPE	CZP		AAAAAAAAAA
F4RFWD IND FUNCTION		CZPF	CZPE	CZPG	111111111
F4RIND FWD AZI RNG IP-710	733F0	CZPFA	CZPF	2	
F4RIND FWD	733FG	CZPFAG	CZPF	A	
F4RDRIVER	733FH	CZPFAH	CZPF	A	
F4RTERMINAL	733FJ	CZPFAJ	CZPF	A	
F4RMODULE MOUNT NO. 1	733FK	CZPFAK	CZPF	A	
F4RMODULE MOUNT NO. 2	733FL	CZPFAL	CZPF	A	
F4RMODULE MOUNT NO. 3	733FM	CZPFAM	CZPF	A	
F4RAFT IND FUNCTION		CZPG	CZPE	K CZPF	AAAAAAAAAA
F4RIND AFT, AZI RNG IP-711	733G0	CZPGA	CZPG	2	
F4RREAR IND	733GD	CZPGAD	CZPG	A	
F4RRELAY ASSY	733GE	CZPGAE	CZPG	A	
F4RRANGE DIVIDER 11A.	733GF	CZPGAF	CZPG	A	
F4RDRIVER 11A4	733GG	CZPGAG	CZPG	A	
F4RMODULE MOUNT NO. 1 11A1	733GH	CZPGAH	CZPG	A	
F4RMOUNT MODULE	733GJ	CZPGAJ	CZPG	1	
F4RMODULE MOUNT NO. 2 11A2	733GK	CZPGAK	CZPG	A	
F4RMOUNT MODULE	733GL	CZPGAL	CZPG	1	
F4RMODULE MOUNT 11A3	733GM	CZPGAM	CZPG	A	
F4RMOUNT MODULE	733GN	CZPGAN	CZPG	A	
F4RREGULATOR 11A8	733GP	CZPGAP	CZPG	A	
F4RAZIMUTH IND 11A10	733GQ	CZPGAQ	CZPG	A	
F4RGEAR ASSY	733GR	CZPGAR	CZPG	A	
F4RINDICATOR	733GS	CZPGAS	CZPG	A	
F4RCONTROL FUNCTION		CZPH	CZP		AAAAAAAAAA
F4RCONTROL C-4751/APQ99	733A0	CZPHA	CZPH	2	
F4RGEAR ASSY 5A3	733AA	CZPHAA	CZPH	A	
F4RGEAR ASSY 5A4	733AB	CZPHAB	CZPH	1	
F4RGENERATOR ASSY 5A5	733AC	CZPHAC	CZPH	A	
F4RGENERATOR 5A5A1	733AD	CZPHAD	CZPH	A	
F4RGENERATOR 5A5A2	733AE	CZPHAE	CZPH	A	
F4RCONTROL 5A2	733AF	CZPHAF	CZPH	A	
F4RCONTROL 5A1	733AG	CZPHAG	CZPH	A	
F4RPOWER CONTROL FUNCTION		CZPJ	CZP		AAAAAAAAAA
F4RPOWER SUPPLY PROG PP-3814	733D0	CZPJA	CZPJ	2	
F4RPS SUBASSY 1A7	733D1	CZPJAA	CZPJ	A	
F4RMOTOR AC	733D8	CZPJAB	CZPJ	A	
F4RPS 1A6	733D2	CZPJAC	CZPJ	A	
F4RPS 1A5	733D3	CZPJAD	CZPJ	A	
F4RTRANSISTOR ASSY 1A9	733D4	CZPJAE	CZPJ	A	
F4RPS 470406-1	733D5	CZPJAF	CZPJ	A	
F4RPS 470408-1	733D6	CZPJAG	CZPJ	A	
F4RPS SUBASSY 1A8	733D8	CZPJAH	CZPJ	A	
F4RPS 1A1	733D5	CZPJAJ	CZPJ	A	
F4RPS 1A2	733D6	CZPJAK	CZPJ	A	
F4RPS SUBASSY 521862-1	733D8	CZPJAR	CZPJ	A	
F4RFILTER ASSY 1A10	733D5	CZPJAS	CZPJ	A	

PGG095.JIR1 DATE = 09/16/75

FLIGHT SAFETY PREDICTION TECHNIQUE

00000000111111112222222222333333333344444444445555555555666666666677777777778  
12345678901234567890123456789012345678901234567890123456789012345678901234567890

F4RPS SUBASSY 1A21	7330T	CZPJAT	CZPJ	A
F4RRELAY ASSY 1A3	7330U	CZPJAU	CZPJ	A
F4RPS SUBASSY 1A12	7330V	CZPJAV	CZPJ	A
F4RPS SUBASSY 1A17	7330W	CZPJAW	CZPJ	A
F4RRELAY ASSY	7330X	CZPJAX	CZPJ	A
F4RGENERATOR 1A15	7330Y	CZPJAY	CZPJ	A
F4RDRIFT LIMITER 1A16	7330Z	CZPJAZ	CZPJ	A
F4RHORIZONTAL AKI POINTER		CZPK	CZPZ	22222222
F4RADI	71770	CZPKA	CZPK	A
F4RADI	71840	CZPKB	CZPK	A
F4RFORWARD MOUNT MT-3027	73300	CZPX	CZP	1
F4RRADAR ATTENUATION		CZPZ	CZ	001111110
F4C HOMING		CZQ	CZ	AAAAAAAAA
F4D HOMING		CZQ	CZ	AAAAAAAAA
F4E HOMING		CZQ	CZ	AAAAAAAAA
F4R HOMING		CZQ	CZ	111111111
F4 INERTIAL NAVIGATION SYSTEM		CZR	CZC	AAAAAAAAA
F4RINS		CZR	CZPB	FAAAAAAAAA
F4 INS ATTITUDE INFO		CZP	DBEH	MDCS 111111111
F4R INERTIAL NAV SYS		CZR	FFAA	555555555
F4C INS INPUT		CZR	MDCJ	F111111111
F4D INS INPUT		CZR	MDCJ	F111111111
F4E INS INPUT		CZR	MDCJ	F111111111
F4D INS INPUT		CZR	MDCL	555555555
F4E INS INPUT		CZR	MDCL	555555555
F4D INS INPUT		CZR	MDCN	FAAAAAAAAA
F4E INS INPUT		CZR	MDCN	FAAAAAAAAA
F4C INS INPUT		CZR	MDCR	F111111111
F4D INS INPUT		CZR	MDCR	F111111111
F4E INS INPUT		CZR	MDCR	F111111111
F4C INERTIAL NAV SYS AN/ASN-48	71F00	CZRA	CZR	0
F4R INERTIAL NAV SYS AN/ASN-56	71G00	CZRA	CZR	0
F4D INERTIAL NAV SYS AN/ASN-63	71H00	CZRA	CZR	0
F4E INERTIAL NAV SYS AN/ASN-63	71H00	CZRA	CZR	0
F4CCP-733/ASN-48 GROUP I	71E20	CZRAA	CZR	8
F4RCP-733/ASN-56 GROUP I	71G20	CZRAA	CZR	8
F4DCP-733/ASN-63 GROUP I	71H20	CZRAA	CZR	8
F4ECP-733/ASN-63 GROUP I	71H20	CZRAA	CZR	8
F4CELEC SUBASSY 631016 ETC	71E2A	CZRAAA	CZR	A
F4RELEC SUBASSY 631016 ETC	71G2A	CZRAAA	CZR	A
F4DELEC SUBASSY 631016 ETC	71H2A	CZRAAA	CZR	A
F4EELEC SUBASSY 631016 ETC	71H2A	CZRAAA	CZR	A
F4CROLL AMP ASSEMBLY 631057	71E2L	CZRAAB	CZR	A
F4RROLL AMP ASSEMBLY 631057	71G2L	CZRAAB	CZR	A
F4DROLL AMP ASSEMBLY 631057	71H2L	CZRAAB	CZR	A
F4EROLL AMP ASSEMBLY 631057	71H2L	CZRAAB	CZR	A
F4CBOARD, PRINTED CKT 631058	71E2M	CZRAAC	CZR	A
F4DBOARD, PRINTED CKT 631058	71H2M	CZRAAC	CZR	A
F4CAZIMUTH SERVO AMP 631061	71E2N	CZRAAD	CZR	A
F4RAZIMUTH SERVO AMP 631061	71G2N	CZRAAD	CZR	A

PGG095.J1R1 DATE = 09/16/75

FLIGHT SAFETY PREDICTION TECHNIQUE

000000001111111122222222333333334444444455555555666666667777777788  
12345678901234567890123456789012345678901234567890123456789012345678901234567890

F40AZ1MUTH SERVO AMP 631061	71H2N	CZRAAD	CZR	A
F40AZ1MUTH SERVO AMP 631061	71H2N	CZRAAD	CZR	A
F40BOARD, PRINTED CKT 631062	71E2P	CZRAAF	CZR	A
F40BOARD, PRINTED CKT 631062	71H2P	CZRAAE	CZR	A
F40ACCEL RESTORE AMP 631065/A7	71E2Q	CZRAAF	CZR	A
F40ACCEL RESTORE AMP 631065/A7	71G2Q	CZRAAF	CZR	A
F40ACCEL RESTORE AMP 631065/A7	71H2Q	CZRAAF	CZR	A
F40ACCEL RESTORE AMP 631065/A7	71H2Q	CZRAAF	CZR	A
F40BOARD, PRINTED CKT 631066	71E2R	CZRAAG	CZR	A
F40BOARD, PRINTED CKT 631066	71H2R	CZRAAG	CZR	A
F40GO-NO-GO PITCH ANGLE DETECT	71E2S	CZRAAH	CZR	A
F40GO-NO-GO PITCH ANGLE DETECT	71H2S	CZRAAH	CZR	A
F40GO-NO-GO PITCH ANGLE DETECT	71H2S	CZRAAH	CZR	A
F40BOARD, PRINTED CKT 631070	71E2T	CZRAAJ	CZR	A
F40BOARD, PRINTED CKT 631070	71H2T	CZRAAJ	CZR	A
F40PORT AMP ASSY 631073/A9, A1571E2U		CZRAAK	CZR	A
F40POWER AMP ASSY 631073/A9, A1571G2U		CZRAAK	CZR	A
F40PORT AMP ASSY 631073/A9, A1571H2U		CZRAAK	CZR	A
F40PORT AMP ASSY 631073/A9, A1571H2U		CZRAAK	CZR	A
F40BOARD, PRINTED CKT 631074	71E2V	CZRAAL	CZR	A
F40BOARD, PRINTED CKT 631074	71H2V	CZRAAL	CZR	A
F40ELEC MOD ASSY 631077-1	71E2W	CZRAAM	CZR	A
F40ELEC MOD ASSY 631077-1	71H2W	CZRAAM	CZR	A
F40ELEC MOD ASSY NO 38 631077-371E2X		CZRAAN	CZR	A
F40ELEC MOD ASSY NO 38 631077-371H2X		CZRAAN	CZR	A
F40ELEC MOD ASSY NO 39 631080	71E2Y	CZRAAP	CZR	A
F40ELEC MOD ASSY NO 39 631080	71G2Y	CZRAAP	CZR	A
F40ELEC MOD ASSY NO 39 631080	71H2Y	CZRAAP	CZR	A
F40ELEC MOD ASSY NO 39 631080	71H2Y	CZRAAP	CZR	A
F40AMPLIFIER, INNER, ROLL PITCH	71G2Z	CZRAAQ	CZR	A
F40CP-733/ASN-48 GROUP II	71E30	CZRAB	CZR	B
F40CP-733/ASN-56 GROUP II	71G30	CZRAB	CZR	B
F40CP-733/ASN-63 GROUP II	71H30	CZRAB	CZR	B
F40CP-733/ASN-63 GROUP II	71H30	CZRAB	CZR	B
F40LEVEL DET AND TIME DELAY	71E3A	CZRABA	CZR	A
F40LEVEL DET AND TIME DELAY	71G3A	CZRABA	CZR	A
F40LEVEL DET AND TIME DELAY	71H3A	CZRABA	CZR	A
F40LEVEL DET AND TIME DELAY	71H3A	CZRABA	CZR	A
F40BOARD, PRINTED CKT 631084	71E3B	CZRABB	CZR	A
F40BOARD, PRINTED CKT 631084	71H3B	CZRABB	CZR	A
F40ELEC MOD ASSY NO 1 631087	71E3C	CZRABC	CZR	A
F40ELEC MOD ASSY NO 1 A14A1	71G3C	CZRABC	CZR	A
F40ELEC MOD ASSY NO 1 631087	71H3C	CZRABC	CZR	A
F40ELEC MOD ASSY NO 1 A14A1	71H3C	CZRABC	CZR	A
F40ELEC MOD ASSY NO 2 631090	71E3D	CZRABD	CZR	A
F40ELEC MOD ASSY NO 2 A14A2	71G3D	CZRABD	CZR	A
F40ELEC MOD ASSY NO 2 631090	71H3D	CZRABD	CZR	A
F40ELEC MOD ASSY NO 2 A14A2	71H3D	CZRABD	CZR	A
F40ELEC MOD ASSY NO 3 631093	71E3E	CZRABE	CZR	A
F40ELEC MOD ASSY NO 3 A14A3	71G3E	CZRABE	CZR	A

PGG095.JIR1 DATE = 09/16/75

FLIGHT SAFETY PREDICTION TECHNIQUE

000000001111111122222222333333333344444444445555555555666666666677777777778  
123456789012345678901234567890123456789012345678901234567890123456789012345678901234567890

F4DELEC MOD ASSY NO 3 631093	71H3E	CZRABE	CZR	A
F4EFLEC MOD ASSY NO 3 A14A3	71H3E	CZRABE	CZR	A
F4CELEC MOD ASSY NO 4 631096	71E3F	CZRABF	CZR	A
F4DFLEC MOD ASSY NO 4 631096	71H3F	CZRABF	CZR	A
F4CAMP ROLL AND PITCH 631099	71E3G	CZRABG	CZR	A
F4DAMP ROLL AND PITCH 631099	71H3G	CZRABG	CZR	A
F4EAMP ROLL AND PITCH 631099	71H3G	CZRABG	CZR	A
F4CBOARD PRINTED CKT 631100	71E3H	CZRABH	CZR	A
F4DBOARD PRINTED CKT 631100	71H3H	CZRABH	CZR	A
F4CPS ASSY SPIN MTR GYRO 631103	71E3J	CZRABJ	CZR	A
F4ROVEN COMPONENT, OUTER A22A1	71G3J	CZRABJ	CZR	A
F4DPS ASSY SPIN MTR GYRO 631103	71H3J	CZRABJ	CZR	A
F4EPS ASSY SPIN MTR GYRO A20	71H3J	CZRABJ	CZR	A
F4CBOARD PRINTED CKT 631104	71E3K	CZRABK	CZR	A
F4DBOARD PRINTED CKT 631104	71H3K	CZRABK	CZR	A
F4CREG ASSY ELEC PS 631107	71E3L	CZRABL	CZR	A
F4RPOWER SUPPLY ASSY A25	71G3L	CZRABL	CZR	A
F4DREG ASSY ELEC PS 631107	71H3L	CZRABL	CZR	A
F4EEREG ASSY ELEC PS A21	71H3L	CZRABL	CZR	A
F4CBOARD, PRINTED CKT 631108	71E3M	CZRABM	CZR	A
F4RCOMPONENT NO 1 A25A1	71G3M	CZRABM	CZR	A
F4DBOARD, PRINTED CKT 631108	71H3M	CZRABM	CZR	A
F4CDC AMP ASSY 3A4-5-10-11	71E3N	CZRABN	CZR	A
F4RCOMPONENT NO 2	71G3N	CZRABN	CZR	A
F4DDC AMP ASSY 3A4-5-10-11	71H3N	CZRABN	CZR	A
F4EDC AMP ASSY 3A4-5-10-11	71H3N	CZRABN	CZR	A
F4RINTEGRATOR SHAFT ASSY A24	71G3R	CZRABR	CZR	A
F4CSUM AMP ASSY 3AG-12-13-16-19	71F3U	CZRABU	CZR	A
F4DSUM AMP ASSY 3AG-12-13-16-19	71H3U	CZRABU	CZR	A
F4ESUM AMP ASSY 3AG-12-13-16-19	71H3U	CZRABU	CZR	A
F4KSUM AMP ASSY 3AG-12-13-16-19	71H3V	CZRABV	CZR	A
F4CCP-733/ASN-48 GROUP III	71E40	CZRAC	CZR	B
F4RCP-733/ASN-56 GROUP III	71G40	CZRAC	CZR	B
F4DCP-733/ASN-63 GROUP III	71H40	CZRAC	CZR	B
F4FCP-733/ASN-63 GROUP III	71H40	CZRAC	CZR	B
F4CGYRO TEMP CONT/DET 631149	71E4A	CZRACA	CZR	A
F4RPS SPIN MTR GYRO A20	71G4A	CZRACA	CZR	A
F4DGYRO TEMP CONT/DET 631149	71H4A	CZRACA	CZR	A
F4EGYRO TEMP CONT/DET A23	71H4A	CZRACA	CZR	A
F4CCONTROL ASSY 631154	71E4B	CZRACB	CZR	A
F4DCONTROL ASSY 631154	71H4B	CZRACB	CZR	A
F4ECONTROL ASSY A23A1	71H4B	CZRACB	CZR	A
F4CCONTROL SUBASSY 631155	71E4C	CZRACC	CZR	A
F4RREG, ELEC AND PWR SUPPLY	71G4C	CZRACC	CZR	A
F4DCONTROL SUBASSY 631155	71H4C	CZRACC	CZR	A
F4ECONTROL SUBASSY A23A3	71H4C	CZRACC	CZR	A
F4CDETECTOR ASSY 631227	71E4D	CZRACD	CZR	A
F4DDETECTOR ASSY 631227	71H4D	CZRACD	CZR	A
F4EDETECTOR ASSY A23A2	71H4D	CZRACD	CZR	A
F4CBOARD PRINTED CKT 631228	71E4E	CZRACE	CZR	A

0000000011111111222222223333333333444444445555555555666666666677777777778					
12345678901234567890123456789012345678901234567890123456789012345678901234567890					
F4RDC AMP 3A4-3A5-3A10-3A11	71G4E	CZRACE	CZR	A	
F4RBOARD PRINTED CKT 631228	71H4E	CZRACE	CZR	A	
F4ROVEN COMP/ELEC ASSY 631157	71E4F	CZRACF	CZR	A	
F4RGYRO TEMP CONTROL/DETECTOR	71G4F	CZRACF	CZR	A	
F4ROVEN COMP/ELEC ASSY 631157	71H4F	CZRACF	CZR	A	
F4ROVEN COMP/ELEC ASSY A22	71H4F	CZRACF	CZR	A	
F4RINNER OVEN COMP ASSY 631045	71E4G	CZRACG	CZR	A	
F4RCONTROL ASSY A23A1	71G4G	CZRACG	CZR	A	
F4RINNER OVEN COMP ASSY 631045	71H4G	CZRACG	CZR	A	
F4RBOARD, PRINTED CKT 631046	71E4H	CZRACH	CZR	A	
F4RCONTROL SUBASSY A23A3	71G4H	CZRACH	CZR	A	
F4RBOARD, PRINTED CKT 631046	71H4H	CZRACH	CZR	A	
F4ROUTER OVEN COMP ASSY 631041	71E4J	CZRACJ	CZR	A	
F4RDETECTOR ASSY A23A2	71G4J	CZRACJ	CZR	A	
F4ROUTER OVEN COMP ASSY 631041	71H4J	CZRACJ	CZR	A	
F4ROUTER OVEN COMP ASSY A22A1	71H4J	CZRACJ	CZR	A	
F4RBOARD, PRINTED CKT 631042	71E4K	CZRACK	CZR	A	
F4RBOARD, PRINTED CKT 631042	71H4K	CZRACK	CZR	A	
F4RPWR SUPPLY SUB 631160, 667887	71E4L	CZRACL	CZR	A	
F4ROVEN COMP AND ELEC ASSY A22	71G4L	CZRACL	CZR	A	
F4RPWR SUPPLY SUB 631160, 667887	71H4L	CZRACL	CZR	A	
F4RPWR SUPPLY SUB A25	71H4L	CZRACL	CZR	A	
F4RCOMP ASSY NO 1 631231	71E4M	CZRACM	CZR	A	
F4RCOMP ASSY NO 1 631231	71H4M	CZRACM	CZR	A	
F4RCOMP ASSY NO 1 A25A1	71H4M	CZRACM	CZR	A	
F4RBOARD, COMPONENT 631232	71E4N	CZRACN	CZR	A	
F4RBOARD, COMPONENT 631232	71H4N	CZRACN	CZR	A	
F4RCOMPONENT ASSY NO 2 631234	71E4P	CZRACP	CZR	A	
F4RCOMPONENT ASSY NO 2 631234	71H4P	CZRACP	CZR	A	
F4RBOARD, COMPONENT 631235	71E4Q	CZRACQ	CZR	A	
F4RBOARD, COMPONENT 631235	71H4Q	CZRACQ	CZR	A	
F4RSHAFT INTERGRATOR 630960	71E4R	CZRACR	CZR	A	
F4RSHAFT INTERGRATOR 630960	71H4R	CZRACR	CZR	A	
F4RSHAFT INTERGRATOR A24	71H4R	CZRACR	CZR	A	
F4RGEAR SHAFT-CLOTH ASSY 628013	71E4S	CZRACS	CZR	A	
F4RGEAR SHAFT-CLOTH ASSY 628013	71H4S	CZRACS	CZR	A	
F4RCOMP ASSY NO1 630985	71E4T	CZRACT	CZR	A	
F4RCOMP ASSY NO1 630985	71H4T	CZRACT	CZR	A	
F4RBOARD, TERMINAL 631131	71E4U	CZRACU	CZR	A	
F4RBASE MOUNT	71E4V	CZRACV	CZR	1	
F4ROUTPUT SIG DIST MX4840/ASN48	71E50	CZRAD	CZR	8	
F4ROUTPUT SIG DIST MX6728/ASN63	71H50	CZRAD	CZR	8	
F4ROUTPUT SIG DIST MX6728/ASN63	71H50	CZRAD	CZR	8	
F4RCOMP ASSY NO 1 630925	71E5A	CZRADA	CZR	8	
F4RSENO, TRUE HEADING A1	71H5A	CZRADA	CZR	8	
F4RSENO, TRUE HEADING A1	71H5A	CZRADA	CZR	8	
F4RBOARD COMP 630926	71E5B	CZRADB	CZR	8	
F4RAMPLIFIER TH AIARI	71H5B	CZRADB	CZR	8	
F4RAMPLIFIER TH AIARI	71H5B	CZRADB	CZR	8	
F4RSYNCHRO CONTROL 900141-88	71E5C	CZRADC	CZR	8	

PGG095.J1R1 DATE = 09/16/75

FLIGHT SAFETY PREDICTION TECHNIQUE

0000000001111111112222222222333333333344444444445555555555666666666677777777778					
12345678901234567890123456789012345678901234567890123456789012345678901234567890					
F4DAMP GRND TRACK A1AR2	71H5C	CZRADC	CZR	8	
F4EAMP GRND TRACK A1AP2	71H5C	CZRADC	CZR	8	
F4CMTOR GEN 900142-27	71E5D	CZRADD	CZR	8	
F4DSERVO,CLIMB ANGLE AZ	71H5D	CZRAUD	CZR	8	
F4ESERVO,CLIMB ANGLE AZ	71H5D	CZRAOD	CZR	8	
F4CAMP ASSY 631162,635370	71E5E	CZRADE	CZR	8	
F4DAMP,DRIFT CORRECTION A2AR2	71H5F	CZRADE	CZR	A	
F4EAMP,DRIFT CORRECTION A2AR2	71H5E	CZRADE	CZR	A	
F4CBOARD,PRINTED CKT 631163	71E5F	CZRADF	CZR	8	
F4DAMP,CLIMB A2AR1	71H5F	CZRADF	CZR	A	
F4EAMP,CLIMB A2AR1	71H5F	CZRADF	CZR	A	
F4DCOMP BOARD ASSY A4	71H5G	CZRADG	CZR	A	
F4ECOMP BOARD ASSY A4	71H5G	CZRADG	CZR	A	
F4DAMP,AIR VLVE AR1	71H5H	CZRADH	CZR	A	
F4EAMP,AIR VLVE AR1	71H5H	CZRADH	CZR	A	
F4DDC AMP AR3AR4,AR3AR5	71H5J	CZRADJ	CZR	A	
F4EDC AMP AR3AR4,AR3AR5	71H5J	CZRADJ	CZR	A	
F4DSUM AMP A3AR2 A3AR3 A3AR4	71H5K	CZRADK	CZR	A	
F4ESUM AMP A3AR2 A3AR3 A3AR4	71H5K	CZRADK	CZR	A	
F4DSHIELDED MOD A3AR2,3,4,5,6A1	71H5L	CZRADL	CZR	A	
F4ESHIELDED MOD A3AR2,3,4,5,6A1	71H5L	CZRADL	CZR	A	
F4DCARD BASKET A3	71H5M	CZRADM	CZR	A	
F4ECARD BASKET A3	71H5M	CZRADM	CZR	A	
F4DMOD NO 4 A4A3	71H5N	CZRADN	CZR	A	
F4EMOD NO 4 A4A3	71H5N	CZRADN	CZR	A	
F4DMOD NO 2 A4A2	71H5P	CZRADP	CZR	A	
F4EMOD NO 2 A4A2	71H5P	CZRADP	CZR	A	
F4DMOD NO 1 A4A1	71H5Q	CZRADQ	CZR	A	
F4EMOD NO 1 A4A1	71H5Q	CZRADQ	CZR	A	
F4DPOTENTIOMETER R1,R2,R3	71H5R	CZRADR	CZR	A	
F4DTRANSFORMER T1	71H5S	CZRADS	CZR	A	
F4DDIODE CR1,CR2	71H5T	CZRADT	CZR	A	
F4DBLOWER B1	71H5U	CZRADU	CZR	A	
F4EBLOWER B1	71H5U	CZRADU	CZR	A	
F4DTIME METER M1	71H5V	CZRADV	CZR	0	
F4ETIME METER M1	71H5V	CZRADV	CZR	0	
F4DCAPACITOR C1,C2	71H5W	CZRADW	CZR	A	
F4CPLATFORM ASSY MX-4839/ASN	71E60	CZRAE	CZR	A	
F4RPLATFORM ASSY MX-4839/ASN	71G60	CZRAE	CZR	A	
F4UPLATFORM ASSY MX-4839/ASN	71H60	CZRAE	CZR	A	
F4EPLATFORM ASSY MX-4839/ASN	71H60	CZRAE	CZR	A	
F4CGYRO ASSY G04900-3 UPPER	71F6B	CZRAEB	CZR	A	
F4RGYRO ASSY G04900-3 UPPER	71G6B	CZRAEB	CZR	A	
F4DGYRO ASSY G04900-3 UPPER	71H6B	CZRAEB	CZR	A	
F4EGYRO ASSY G04900-3 UPPER	71H6B	CZRAEB	CZR	A	
F4CGYRO ASSY 604900-3 LOWER	71E6C	CZRAEC	CZR	A	
F4RGYRO ASSY 604900-3 LOWER	71G6C	CZRAEC	CZR	A	
F4DGYRO ASSY 604900-3 LOWER	71H6C	CZRAEC	CZR	A	
F4E BYRO ASSY LOWER	71H6C	CZRAEC	CZR	A	
F4ACCELEROMETER 611480-1	71E6D	CZRAED	CZR	A	

PGG095.J1R1 DATE = 09/16/75

FLIGHT SAFETY PREDICTION TECHNIQUE

000000001111111122222222333333333344444444445555555555666666666677777777778  
12345678901234567890123456789012345678901234567890123456789012345678901234567890

F4RCCELEROMETER 611480-1	71G6D	CZKAED	CZR	A
F4DCCELEROMETER 611480-1	71H6D	CZRAED	CZR	A
F4ECELEROMETER 611480-1	71H6D	CZRAED	CZR	A
F4CACCELEROMETER 656310	71E6F	CZRAEE	CZR	A
F4RACCELEROMETER 656310	71G6E	CZRAEE	CZR	A
F4DACCELEROMETER 656310	71H6E	CZRAEE	CZR	A
F4LACCELEROMETER 656310	71H6E	CZRAEE	CZR	A
F4CINERTIAL NAV WARNING SYSTEM	71E70	CZRAF	CZR	A
F4RINERTIAL NAV WARNING SYSTEM	71G90	CZRAF	CZR	A
F4DINERTIAL NAV WARNING SYSTEM	71H70	CZRAF	CZR	A
F4LINERTIAL NAV WARNING SYSTEM	71H70	CZRAF	CZR	A
F4DLIGHT ASSY,INS PILOT	71E7A	CZKAFA	CZR	A
F4RLIGHT ASSY,INS PILOT	71G9A	CZPAFA	CZR	A
F4DLIGHT ASSY,INS PILOT	71H7A	CZPAFA	CZR	A
F4ELIGHT ASSY,INS PILOT	71H7A	CZPAFA	CZR	A
F4DLIGHT ASSY,INS RADAR PILOT	71E7B	CZRAFB	CZR	A
F4RLIGHT ASSY,INS RADAR PILOT	71G9B	CZRAFB	CZR	A
F4DLIGHT ASSY,INS RADAR PILOT	71H7B	CZRAFB	CZR	A
F4ELIGHT ASSY,INS RADAR PILOT	71H7B	CZRAFB	CZR	A
F4RCP-779/ASN-56	71G50	CZRBA	CZR	B
F4RDRIVE MECH A1	71G5A	CZRBA	CZR	A
F4RCOMPONENT A1A1	71G5B	CZRBA	CZR	A
F4RMOTOR GEN A1MG2,A2MG1,A3MG1	71G5C	CZRBA	CZR	A
F4RMOTOR A1MG1	71G5D	CZRBA	CZR	A
F4RSEVO GND SPEED A3	71G5E	CZRBA	CZR	A
F4RCOMPONENT A3A1	71G5F	CZRBA	CZR	A
F4RSEVO TRUE HEAD A2	71G5G	CZRBA	CZR	A
F4RPFAMP A4	71G5H	CZRBA	CZR	A
F4RRESISTOR VARIABLE A3R2	71G5I	CZRBA	CZR	A
F4RAMP GND SPEED A5	71G5P	CZRBA	CZR	A
F4RNAV COMP SUBASSY 637423	71G5Q	CZRBA	CZR	A
F4RSYNCHRO,DIFF TRANS A1Q1	71G5R	CZRBA	CZR	A
F4RSYNCHRO TRANSMITTER A2B1	71G5S	CZRBA	CZR	A
F4RSYNCHRO CONTROL TRANS A2B2	71G5T	CZRBA	CZR	A
F4RSYNCHRO ASSY A2B3	71G5U	CZRBA	CZR	A
F4RSYNCHRO ASSY A2B4,5,A3B1	71G5V	CZRBA	CZR	A
F4RCOMP BRD ASSY A2A1	71G5W	CZRBA	CZR	A
F4RSYNCHRO RESOLVER A3B2	71G5X	CZRBA	CZR	A
F4RSYNCHRO DIFF TRANS A3B3	71G5Y	CZRBA	CZR	A
F4RRESISTOR VARIABLE A3R1	71G5Z	CZRBA	CZR	A
F4RCOMP A/C ATTITUDE CP-780 GPI	71G70	CZRBB	CZR	B
F4RCHASSIS ADAPTER 637670	71G7A	CZRBB	CZR	A
F4RSEVO,ROLL	71G7B	CZRBB	CZR	A
F4RCOMP BRD,ATT A14A1,A15A1	71G7C	CZRBB	CZR	A
F4RSEVO PITCH SHAFT A14	71G7E	CZRBB	CZR	A
F4RSEVO ALTITUDE A12	71G7F	CZRBB	CZR	A
F4RCOMP BRD ALTIMETER A12A1	71G7G	CZRBB	CZR	A
F4RMOTOR GEN A12MG1 THRU A15MG1	71G7H	CZRBB	CZR	A
F4RSEVO CLIMB A13	71G7J	CZRBB	CZR	A
F4RPOWER SUPPLY A16	71G7K	CZRBB	CZR	A

PGG095.JIR1 DATE = 09/16/75

FLIGHT SAFETY PREDICTION TECHNIQUE

000000001111111122222222333333333344444444445555555555666666666677777777778  
12345678901234567890123456789012345678901234567890123456789012345678901234567890

F4RBJARD COMP A16A1	71G7L	CZRBBL	CZR	A
F4RAMP DIRECT CURRENT 5A1,5A3	71G7M	CZRBBM	CZR	A
F4RCOMP BRD NO 2 A4	71G7I	CZRBBN	CZR	A
F4RCOMP BRD NO 1 A1	71G72	CZRBBN	CZR	A
F4RDETECTOR,POWER A11	71G73	CZRBBP	CZR	A
F4RRAMP AIR VLVE RATE/FAULT A10	71G74	CZRBBQ	CZR	A
F4RAMP CLIMB A9	71G75	CZRBBR	CZR	A
F4RCOMP BRD NO 4 A8	71G7T	CZRBBT	CZR	A
F4RAMP SUM 5A5,5A7	71G7U	CZRBBU	CZR	A
F4RCOMP BRD NO 5 A6	71G7Z	CZRBBZ	CZR	A
F4RCOMP A/C ATT CP-780/GROUP11	71G80	CZRBC	CZR	B
F4RRESISTOR VARIABLE A12R1	71G8A	CZRBCA	CZR	A
F4RHOUSING MECH DRIVE 631613	71G8B	CZRBCB	CZR	A
F4RHOUSING MECH DRIVE 631711	71G8C	CZRBC	CZR	A
F4RHOUSING MECH DRIVE 631714	71G8D	CZRBCD	CZR	A
F4R HOUSING MECH DRIVE	71G8E	CZRBCF	CZR	A
F4RHOUSING MECH DRIVE 631868	71G8F	CZRBCF	CZR	A
F4RHOUSING MECH DRIVE 631869	71G8G	CZRBCG	CZR	A
F4RHOUSING MECH DRIVE 631870	71G8H	CZRBC	CZR	A
F4RHOUSING ADAPTER UNIT 632169	71G8J	CZRBCJ	CZR	A
F4RCHASSIS ELECTRICAL 632195	71G8K	CZRBC	CZR	A
F4RLJRN MODE		CZT	CZBB	33333333
F4RAN/AKN-92 LORAN		CZTA	CZT	AAAAAAAAAA
F4RLORAN RCVR R1503/A	71JAU	CZTAA	CZTA	3
F4RCIRCUIT CARD 1A1	71JAA	CZTAAA	CZTA	A
F4RCIRCUIT CARD 1A1A1	71JAB	CZTAAB	CZTA	A
F4RCIRCUIT CARD 1A4A1,A2	71JAC	CZTAAC	CZTA	A
F4RCIRCUIT CARD 1A4A4	71JAD	CZTAAD	CZTA	A
F4RCIRCUIT CARD 1A4A5	71JAE	CZTAAE	CZTA	A
F4RCIRCUIT CARD 1A4A6	71JAF	CZTAAF	CZTA	A
F4RCIRCUIT CARD 1A4A7	71JAG	CZTAAG	CZTA	A
F4RCIRCUIT CARD 1A4A8	71JAH	CZTAAH	CZTA	A
F4RCIRCUIT CARD 1A4A9	71JAJ	CZTAAJ	CZTA	A
F4RCIRCUIT CARD 1A4A10,11	71JAK	CZTAAK	CZTA	A
F4RFILTER 1A3A2	71JAM	CZTAAM	CZTA	A
F4RCIRCUIT CARD 1A5A8	71JAN	CZTAAN	CZTA	A
F4RCIRCUIT CARD 1A5A6	71JAP	CZTAAP	CZTA	A
F4RCIRCUIT CARD 1A5A7	71JAQ	CZTAAQ	CZTA	A
F4RCIRCUIT CARD 1A5A5	71JAR	CZTAAR	CZTA	A
F4RCIRCUIT CARD 1A5A4	71JAS	CZTAAS	CZTA	A
F4RCIRCUIT CARD 1A5A3	71JAT	CZTAAT	CZTA	A
F4RCIRCUIT CARD 1A5A11	71JAU	CZTA AU	CZTA	A
F4RCIRCUIT CARD 1A5A10	71JAV	CZTAAV	CZTA	A
F4RCIRCUIT CARD 1A5A9	71JAW	CZTAAW	CZTA	A
F4RPOWER SUPPLY 11115G1	71JAX	CZTAA X	CZTA	A
F4RCIRCUIT CARD 1A5A2	71JAY	CZTAA Y	CZTA	A
F4RCIRCUIT CARD	71JAZ	CZTAA Z	CZTA	A
F4RCONTROL INDICATOR C7417	71J80	CZT8	CZTA	B
F4RREGISTER 2A20	71J8A	CZT8A	CZTA	A
F4RDRIVER LAMP 2A21	71J8B	CZT8B	CZTA	A

PG095.JIR1 DATE = 09/16/75

FLIGHT SAFETY PREDICTION TECHNIQUE

000000001111111122222222223333333333334444444444555555555555666666666677777777778  
123456789012345678901234567890123456789012345678901234567890123456789012345678901234567890

F4RSTORAGE BOARD 2A2 2A4	71JBC	CZTBC	CZTA	A
F4RDIM, BLANK DFCODE 2A3	71JBD	CZTBD	CZTA	A
F4RCOMP NAV CP-898A GRP 1	71JCD	CZTC	CZTA	8
F4RD/S CONVERTER, FINE 1A1, 1A2	71JCA	CZTCA	CZTA	A
F4RD/S CONVERTER, COURSE 1A3	71JCB	CZTCB	CZTA	A
F4RWARN AND PROTECTION 1A4	71JCC	CZTCC	CZTA	A
F4ROC HOLD AMP L/3 1A5	71JCD	CZTCD	CZTA	A
F4RAC INPUT MOD 1A6	71JCE	CZTCE	CZTA	A
F4RAC SYNCHRONIZER 1Z7	71JCF	CZTCF	CZTA	A
F4RLOGIC MOD 1A8	71JCG	CZTCG	CZTA	A
F4RCOUNTER MOD 1A9	71JCH	CZTCH	CZTA	A
F4R/A-A/D 1A10	71JCI	CZTCI	CZTA	A
F4RMEMORY PLANE 1A11	71JCK	CZTCK	CZTA	A
F4RCURRENT DRIVER MODULE 1A12	71JCL	CZTCL	CZTA	A
F4RSINK BOARD NO 1 1A13	71JCM	CZTCM	CZTA	A
F4RSINK BOARD NO 2 1A14	71JCN	CZTCN	CZTA	A
F4RPAW TIMER 1A15	71JCP	CZTCP	CZTA	A
F4RINDEX REGISTER R/W 1A16	71JCO	CZTCO	CZTA	A
F4RCLOCK 1A17	71JCR	CZTCR	CZTA	A
F4RTEST-INTEGRATE 1A18	71JCS	CZTCS	CZTA	A
F4RLECODER-DIGITAL 1A19	71JCT	CZTCT	CZTA	A
F4RCOMP SUB-ASSY 1A20	71JCV	CZTCV	CZTA	A
F4RINSTRUMENT DECODER 1A21	71JCW	CZTCW	CZTA	A
F4RKEYBRD INTERFACE 1A22	71JCX	CZTCX	CZTA	A
F4RDISPLAY INTERFACE 1A23	71JCY	CZTCY	CZTA	A
F4RMADAM INTERFACE 1A24	71JCZ	CZTCZ	CZTA	A
F4RCOMP NAV GRP II	71JDO	CZTD	CZTA	3
F4RDECODER INSTRUCTION 1A27	71JDA	CZTDA	CZTA	A
F4RLOGIC BOARD TAP 1A28	71JDB	CZTDB	CZTA	A
F4RREGISTER Y BUS 1A29	71JDC	CZTDC	CZTA	A
F4RREGISTER X BUS 1A30	71JDD	CZTDD	CZTA	A
F4RREGISTER ADD-SUBTRACT 1A31	71JDE	CZTDE	CZTA	A
F4RREGISTER CLOCK SIGNAL 1A32	71JDF	CZTDF	CZTA	A
F4RFAST MULTIPLY 1A33	71JDG	CZTDG	CZTA	A
F4RCOUNTER BIT E 1A34	71JDH	CZTDH	CZTA	A
F4RMEMORY SIGNAL 1A35	71JDJ	CZTDJ	CZTA	A
F4RARITH GATE MOD 1A36	71JDK	CZTDK	CZTA	A
F4RPRG STORAGE BRD 1A37	71JDL	CZTDL	CZTA	A
F4RRATE AIDING MOD 1A38	71JDM	CZTDM	CZTA	A
F4RCORE MEMORY 1A39	71JDN	CZTDN	CZTA	A
F4RPOWER SUPPLY, PC 1A40	71JDP	CZTDP	CZTA	A
F4RPLATE, CONNECTOR MOUNTING	71JDQ	CZTDQ	CZTA	I
F4RANTENNA COUPLER CU-1721	71JEO	CZTE	CZTA	A
F4RSHOCK MOUNT BASE MT-3882	71JFO	CZTF	CZTA	C
F4RSHOCK MOUNT BAST MT-3883	71JGO	CZTG	CZTA	O
F4RPANEL, HF COMM/LORAN	71KFO	CZTK	CZTA	3
F4RDECODER INSTRUMENT 1A25	71JCI	CZTLA	CZTA	A
F4RREGISTER A-H 1A26	71JC2	CZTLB	CZTA	A
F4RSIGNL CONDITIONER AND SW	71K10	CZTM	CZTA	8
F4RPOWER SUPPLY A3	71K1C	CZTMCC	CZTA	A

PGG095.JIR1 DATE = 09/16/75

FLIGHT SAFETY PREDICTION TECHNIQUE

000000001111111122222222333333333344444444445555555555666666666677777777778  
12345678901234567890123456789012345678901234567890123456789012345678901234567890

F4RCIRCUIT CARD A3A1	71K1D	CZTMCD	CZTA	A
F4RCIRCUIT CARD A3A2	71K1E	CZTMCE	CZTA	A
F4RMOTOR ASSY, SERVO	71K1F	CZTMCF	CZTA	A
F4RCIRCUT CARD A1A1	71K1G	CZTMG	CZTA	A
F4RDRIFTSERVO ASSY A2	71K1H	CZTMH	CZTA	A
F4RMETER	71K1J	CZTMJ	CZTA	I
F4RCIRCUIT CARD A2AU	71K1K	CZTMK	CZTA	A
F4RSTATIC DISCHARGER, LORAN	71K20	CZTN	CZTA	O
F4RSTATIC DISCHARGER, SHORT	71K2A	CZTNA	CZTA	O
F4RSTATIC DISCHARGER, LONG	71K2B	CZTNB	CZTA	O
F4RRETAINER, STATIC DIS. WING	71K2C	CZTNC	CZTA	O
F4RRETAINER, STATIC DIS. LONG	71K2D	CZTND	CZTA	O
F4RRETAINER, STATIC DIS. STAB	71K2E	CZTNE	CZTA	O
F4RLORAN ANTENNA FIN TIP	71K30	CZTP	CZTA	I
F4RANTENNA TOWEL BAR	71K60	CZTQ	CZTA	I
F4RGROUND SPEED COUPLER	71K70	CZTR	CZTA	A
F4RCIRCUIT CARD ASSY A1	71K7A	CZTRA	CZTA	A
F4RELEC COMP ASSY A2	71K7B	CZTRB	CZTA	A
F4RSYNCHRO ASSY AS	71K7C	CZTRC	CZTA	A
F4 TACAN MODE		CZU	CZBB	
F4DCVVR-TRANS RT-547 TACAN	71LHO	CZUA	CZU	8
F4DDCVVR-TRANS RT-547 TACAN	71LBO	CZUA	CZU	8
F4EDCVVR-TRANS RT-547 TACAN	71LBO	CZUA	CZU	8
F4RRCVVR-TRANS RT-736 TACAN	71PKO	CZUA	CZU	3
F4CMODULATOR	71LBA	CZUAA	CZU	A
F4DMODULATOR	71LBA	CZUAA	CZU	A
F4EMODULATOR	71LBA	CZUAA	CZU	A
F4RRCVVR-TRANS SUB-ASSY	71PKA	CZUAA	CZU	A
F4CCHASSIS RCVR-TRAN	71LBB	CZUAB	CZU	A
F4DCCHASSIS RCVR-TRAN	71LBB	CZUAB	CZU	A
F4ECHASSIS RCVR-TRAN	71LBB	CZUAB	CZU	A
F4RMODULATOR, PULSE	71PKB	CZUAB	CZU	A
F4CCAVITY, TUNED 542-4315-004	71LBC	CZUAC	CZU	A
F4DCAVITY, TUNED 542-4315-004	71LBC	CZUAC	CZU	A
F4ECAVITY, TUNED 542-4315-004	71LBC	CZUAC	CZU	A
F4RAMPLIFIER, IF	71PKC	CZUAC	CZU	A
F4COSCILLATOR, R-F	71LBD	CZUAD	CZU	A
F4DCOSCILLATOR, R-F	71LBD	CZUAD	CZU	A
F4EOSCILLATOR, R-F	71LBD	CZUAD	CZU	A
F4RAMPLIFIER, FREQ MULTIPLIER	71PKD	CZUAD	CZU	A
F4CAMPLIFIER, I-F	71LBE	CZUAE	CZU	A
F4DAMPLIFIER, I-F	71LBE	CZUAE	CZU	A
F4EAMPLIFIER, I-F	71LBE	CZUAE	CZU	A
F4RAMPLIFIER, RR	71PKE	CZUAE	CZU	A
F4CCHASSIS AMPLIFIER	71LBF	CZUAF	CZU	A
F4DCCHASSIS AMPLIFIER	71LBF	CZUAF	CZU	A
F4ECHASSIS AMPLIFIER	71LBF	CZUAF	CZU	A
F4RSELECTOR, CHANNEL	71PKF	CZUAF	CZU	A
F4CCAVITY, TUNED 544-7694-004	71LBG	CZUAG	CZU	A
F4DCAVITY, TUNED 544-7694-004	71LBG	CZUAG	CZU	A

222222222

PG095.JIR1 DATE = 09/16/75

FLIGHT SAFETY PREDICTION TECHNIQUE

00000J0C011111111222222222233333333334444444445555555555566666666677777777778  
12345678901234567890123456789012345678901234567890123456789012345678901234567890

F4CAVITY, TUNED 544-7694-004	71LHG	CZUAG	CZU	A
F4RCHANNEL SUB-ASSY 8TB-1<	71PKG	CZUAG	CZU	A
F4CAVITY ASSEMBLY	71LHM	CZUAM	CZU	A
F4CAVITY ASSEMBLY	71LBH	CZUAM	CZU	A
F4CAVITY ASSEMBLY	71LBH	CZUAM	CZU	A
F4RCHANNEL SUB-ASSY 8TB-2<	71PKH	CZUAM	CZU	A
F4DRIVE TUNING	71LRJ	CZUAM	CZU	A
F4DRIVE TUNING	71LRJ	CZUAM	CZU	A
F4DRIVE TUNING	71LRJ	CZUAM	CZU	A
F4OSCILLATOR SUB-ASSY 8TB-11<	71PKJ	CZUAM	CZU	A
F4PLATE ASSY	71LBK	CZUAK	CZU	A
F4PLATE ASSY	71LBK	CZUAK	CZU	A
F4PLATE ASSY	71LBK	CZUAK	CZU	A
F4PRESELECTOR	71PKK	CZUAK	CZU	A
F4QUADRUPLER, MIXER	71LHL	CZUAL	CZU	A
F4QUADRUPLER, MIXER	71LHL	CZUAL	CZU	A
F4QUADRUPLER, MIXER	71LBL	CZUAL	CZU	A
F4POWER SUPPLY	71PKL	CZUAL	CZU	A
F4DOUBLER, ASSY	71LRM	CZUAM	CZU	A
F4DOUBLER, ASSY	71LRM	CZUAM	CZU	A
F4DOUBLER, ASSY	71LRM	CZUAM	CZU	A
F4MOTOR D-C	71PKM	CZUAM	CZU	A
F4TRIPLER	71LRN	CZUAN	CZU	A
F4TRIPLER	71LRN	CZUAN	CZU	A
F4TRIPLER	71LRN	CZUAN	CZU	A
F4BASE, RCVR-TRANS	71PKN	CZUAN	CZU	A
F4CAVITY	71LRP	CZUAP	CZU	A
F4CAVITY	71LRP	CZUAP	CZU	A
F4CAVITY	71LRP	CZUAP	CZU	A
F4RCVR-TRANS SUB 542-5002-003	71LRQ	CZUAM	CZU	A
F4RCVR-TRANS SUB 542-5002-003	71LRQ	CZUAM	CZU	A
F4RCVR-TRANS SUB 542-5002-003	71LRQ	CZUAM	CZU	A
F4FILTER, RADIO INTERFERENCE	71LRR	CZUAR	CZU	A
F4FILTER, RADIO INTERFERENCE	71LRR	CZUAR	CZU	A
F4FILTER, RADIO INTERFERENCE	71LRR	CZUAR	CZU	A
F4RCVR-TRANS SUB-ASSY	71LRS	CZUAS	CZU	A
F4RX-TX PULSE DECODER KY-312	71LDD	CZUB	CZU	8
F4RX-TX PULSE DECODER KY-312	71LDD	CZUB	CZU	8
F4RX-TX PULSE DECODER KY-312	71LDD	CZUB	CZU	8
F4RCVR-TRANS PLSE DECOD KY-531	71PLG	CZUB	CZU	8
F4CONVERTER COURSE	71LDA	CZUBA	CZU	A
F4CONVERTER COURSE	71LDA	CZUBA	CZU	A
F4CONVERTER COURSE	71LDA	CZUBA	CZU	A
F4AMP BRNG SERV	71PLA	CZUBA	CZU	A
F4COUPLER, BEARING	71LDB	CZUBB	CZU	A
F4COUPLER, BEARING	71LDB	CZUBB	CZU	A
F4COUPLER, BEARING	71LDB	CZUBB	CZU	A
F4DETECTOR, BEARING, FINE	71PLB	CZUBB	CZU	A
F4GEAR TRAIN	71LDC	CZUBC	CZU	A
F4GEAR TRAIN	71LDC	CZUBC	CZU	A

PG6095.J1R1 DATE = 09/16/75

FLIGHT SAFETY PREDICTION TECHNIQUE

00000000111111112222222233333333444444445555555566666666777777778			
1234567890123456789012345678901234567890123456789012345678901234567890			
F4RGEAR TRAIN	71LDC	CZUBC	CZU A
F4RDETECTOR, BEARING, COURSE	71PLC	CZUBC	CZU A
F4RDECOUPLER, BEARING	71PLD	CZUBD	CZU A
F4RDCOUPLER, DISTANCE	71LDE	CZUBE	CZU A
F4RDCOUPLER, DISTANCE	71LDE	CZURE	CZU A
F4RDCOUPLER, DISTANCE	71LDE	CZUBE	CZU A
F4RDISCRIMINATOR, TIME	71PLE	CZUBE	CZU A
F4RBEARING SERVO AMPLIFIER	71LDF	CZURF	CZU A
F4RBEARING SERVO AMPLIFIER	71LDF	CZUBF	CZU A
F4RBEARING SERVO AMPLIFIER	71LDF	CZURF	CZU A
F4RAMPLIFIER, DISTANCE SERVO	71PLF	CZUBF	CZU A
F4RDETECTOR, BEARING, FINE	71LDG	CZUBG	CZU A
F4RDETECTOR, BEARING, FINE	71LDG	CZUBG	CZU A
F4RDETECTOR, BEARING, FINE	71LDG	CZUBG	CZU A
F4RGENERATOR, INTERROGATOR	71PLG	CZURG	CZU A
F4RDETECTOR BEARING, COURSE	71LDH	CZURH	CZU A
F4RDETECTOR BEARING, COURSE	71LDH	CZUBH	CZU A
F4RDETECTOR BEARING, COURSE	71LDH	CZUBH	CZU A
F4RCONVERTER, COURSE	71PLH	CZUBH	CZU A
F4RDECODER, BEARING	71LDJ	CZUBJ	CZU A
F4RDECODER, BEARING	71LDJ	CZUBJ	CZU A
F4RDECODER, BEARING	71LDJ	CZUBJ	CZU A
F4RBEARING COUPLER	71PLJ	CZUBJ	CZU A
F4RBEARING COUPLER SUB-ASSY	71PLK	CZUBK	CZU A
F4RDISCRIMINATOR, TIME	71LDL	CZUBL	CZU A
F4RDISCRIMINATOR, TIME	71LDL	CZUBL	CZU A
F4RDISCRIMINATOR, TIME	71LDL	CZUBL	CZU A
F4RBEARING PLATE ASSEMBLY	71PLL	CZUBL	CZU A
F4RDISTANCE SERVO AMP	71LDM	CZURM	CZU A
F4RDISTANCE SERVO AMP	71LDM	CZUBM	CZU A
F4RDISTANCE SERVO AMP	71LDM	CZUBM	CZU A
F4RDCOUPLER, DISTANCE	71PLM	CZURM	CZU A
F4RGENERATOR, PULSE	71LDN	CZURN	CZU A
F4RGENERATOR, PULSE	71LDN	CZURN	CZU A
F4RGENERATOR, PULSE	71LDN	CZURN	CZU A
F4RDCOUPLER, DISTANCE SUB-ASSY	71PLN	CZURN	CZU A
F4RRELAY UNIT	71LDP	CZUBP	CZU A
F4RRELAY UNIT	71LDP	CZUBP	CZU A
F4RRELAY UNIT	71LDP	CZUBP	CZU A
F4RRELAY ASSY	71PLP	CZUBP	CZU A
F4RCHASSIS ASSEMBLY	71LDQ	CZUBQ	CZU A
F4RCHASSIS ASSEMBLY	71LDQ	CZUBQ	CZU A
F4RCHASSIS ASSEMBLY	71LDQ	CZUBQ	CZU A
F4RDECODER CHASSIS SUB-ASSY	71PLQ	CZUBQ	CZU A
F4RCABLE ASSEMBLY, SP	71LDR	CZUBR	CZU A
F4RCABLE ASSEMBLY, SP	71LDR	CZUBR	CZU A
F4RHARNES, WIRE	71PLR	CZUBR	CZU A
F4RDECODER SUB-ASSY 756-944600571PLS	71PLS	CZUBS	CZU A
F4RDECODER SUB-ASSY 756-944700571PLT	71PLT	CZUBT	CZU A
F4RAMPLIFIER, CONTROL	71PLU	CZUBU	CZU A

PG095.J1R1 DATE = 09/16/75

FLIGHT SAFETY PREDICTION TECHNIQUE

0000000011111111222222223333333333444444445555555555666666666677777777778	12345678901234567890123456789012345678901234567890123456789012345678901234567890
F4R DECODER, DISTANCE	71PLV CZUBV CZU A
F4C ANTENNA, TACAN LOWER, ASQ	71L50 CZUC CZU A
F4D ANTENNA, TACAN LOWER, ASQ	71L50 CZUC CZU A
F4E ANTENNA, TACAN LOWER, ASQ	71L50 CZUC CZU A
F4R ANTENNA, TACAN UPPER	71P40 CZUC CZU A
F4E ANTENNA, TACAN UPPER, ASQ	71L70 CZUD CZU A
F4R ANTENNA, TACAN LOWER	71P50 CZUD CZU A
F4E SWITCH, TACAN COAXIAL	71L10 CZUE CZU A
F4R SWITCH, TACAN COAXIAL	71OEO CZUF CZU A
F4E TACAN ANTENNA SELECTOR ASSY	71LYO CZUF CZU A
F4R ASSY, TACAN ANTENNA SELECTOR	71QOO CZUF CZU A
F4 RPI AITEN	CZZX CZA 001111100
F4 ATTENUATION	CZZY CZA 001111100
F4 INFORMATION DISPLAY	D AAAAAAAAAA
F4 ENGINE STATUS	DA I RBDE 555555555
F4 ENGINE STATUS	DA R BBDE 555555555
F4 ENG. RPM INFO EA OF 2 ENGS	DAA DAAZZ 111111111
F4 ENGINE RPM INDICATION	DAAA DAA AAAAAAAAAA
F4 TACHOMETER FWD CKPT	2391R DA4BA DAAA 2
F4 TACHOMETER AFT CKPT	2391R DA4BB DAAA 1
F4 RPM SIGNAL GENERATION	DAAD DAA AAAAAAAAAA
F4 TACHOMETER GENERATOR	2391A DAADA DAAD A
F4 ATTENUATION	DAAZZ DA 111111111
F4 EX. GAS. TEMP. INFO EA OF 2 EN	DAB DAAZZ 033333330
F4 EXH GAS TEMP INDICATION	DABA DAB AAAAAAAAAA
F4 INDICATOR EXHAUST GAS TEMP	2392A DABAA DAB A
F4 EXH. GAS. TEMP. SENSING	DABB DAB AAAAAAAAAA
F4 UPPER THERMOCOUPLE HARNESS	2392C DABBA DABB A
F4 LOWER THERMOCOUPLE HARNESS	2392D DABBB DABB A
F4 DC-AC CONVERSION	DABD DAB DK 111111111
F4 POWER INVERTER STATIC	2392B DABDA DABD A
F4 NO1 MISC RELAY PNL ASSY	4211D DABDB DABD A
F4 EXHAUST NOZZLE POSITION	DAC DA 1L88BA 010000000
F4 EXHAUST NOZZLE POS IND	DACA DAC 111111111
F4 INDICATOR, NOZZLE POSITION	2395A DACAA DAC A
F4 EXH NOZZLE POSITION SENSING	DACB DAC AAAAAAAAAA
F4 TRANSMITTER NOZZLE POSITION	2395B DACBA DACB A
F4 ENG OIL PRESS INFORMATION	DAD DA 1L88SA 017777710
F4 ENGINE OIL PRESSURE IND	DADA DAD AAAAAAAAAA
F4 INDICATOR OIL PRESSURE	2393B DADAA DADA A
F4 OIL PRESSURE XMSN	DADB DAD AAAAAAAAAA
F4 TRANSMITTER, OIL PRESSURE	2393A DADBA DADB A
F4 FUEL FEED STATUS	DAF DA AAAAAAAAAA
F4C BOOST PRESSURE	DAFB DAF I BCB 011111100
F4D BOOST PRESSURE	DAFB DAF I BCB 011111100
F4E BOOST PRESSURE	DAFB DAF 1LBCB 011111100
F4R BOOST PRESSURE	DAFB DAF 1LBCB 011111100
F4 FUEL FLOW INFORMATION	DAFC DAF 1L88DC 011111110
F4 BOOST PRESSURE INDICATION	DAFQ DAFB AAAAAAAAAA
F4 PRESSURE INDICATOR BOOST PUMP 4642H	DAFQA DAFQ A

PGG095.JIR1 DATE = 09/16/75

FLIGHT SAFETY PREDICTION TECHNIQUE

```

00000000111111112222222222333333333344444444445555555555666666666677777777778
12345678901234567890123456789012345678901234567890123456789012345678901234567890
F4 BOOST PUMP PRESS XMSN DAFR DAFR AAAAAAAAAA
F4 PRESSURE XMTR BOOST PUMP 4642G DAFRA DAFR A
F4 FUEL FLOW INDICATION DAFS DAFS AAAAAAAAAA
F4 INDICATOR FUEL FLOW 23948 DAFSA DAFS A
F4 FUEL FLOW SIGNAL XMSN DAFV DAFV AAAAAAAAAA
F4 TRANSMITTER, FUEL FLOW 2394A DAFVA DAFV A
F4 FILTER STATUS DAFV DAFV 000000000
F4 SWITCH, FILTER INDICATOR PRES 2361F DAFV DAFV A
F4 RH VERT CAUT LITE PNL 4411A DAFVR DAFV A
F4 AERODYNAMIC INSTRUMENTATION DB D C11111130
F4 ALTITUDE INFORMATION DBA DB E 00A111AAG
F4 BAROMETRIC ALTITUDE DBAA DBA 000A1A110
F4 FWD COCKPIT ALTIMETER MC-3 511AG DBAAA DBAA 2
F4 AFT COCKPIT ALTIMETER MC-3 511AG DBAAB DBAA 1
F4 FWD COCKPIT ALTIMETER AAU7U511AH DBAAC DBAA 2
F4 AFT COCKPIT ALTIMETER AAU7U511AH DBAAD DBAA 1
F4 FWD COCKPIT ALTIMETER AAU19511AJ DBAAE DBAA 2
F4 AFT COCKPIT ALTIMETER AAU19511AJ DBAAF DBAA 1
F4D FWD COCKPIT ALTIMETER AAU19511AK DBAAG DBAA 2
F4E FWD COCKPIT ALTIMETER AAU19511AK DBAAG DBAA 2
F4R FWD COCKPIT ALTIMETER AAU19511AK DBAAG DBAA 2
F4DAFTD COCKPIT ALTIMETER AAU19511AK DBAAH DBAA 1
F4E AFT COCKPIT ALTIMETER AAU19511AK DBAAH DBAA 1
F4RAFTD COCKPIT ALTIMETER AAU19511AK DBAAH DBAA 1
F4D FWD COCKPIT ALTIMETER AAU19511AL DBAAJ DBAA 2
F4E FWD COCKPIT ALTIMETER AAU19511AL DBAAJ DBAA 2
F4R FWD COCKPIT ALTIMETER AAU19511AL DBAAJ DBAA 2
F4DAFTD COCKPIT ALTIMETER AAU19511AL DBAAK DBAA 1
F4E AFTD COCKPIT ALTIMETER AAU19511AL DBAAK DBAA 1
F4RAFTD COCKPIT ALTIMETER AAU19511AL DBAAK DBAA 1
F4 HEIGHT INFORMATION DBA DB 000010210
F4C HEIGHT INDICATOR ID-1090 723R0 DBABA DBAB 2
F4D HEIGHT INDICATOR ID-1090 723B0 DBABA DBAB 2
F4E HEIGHT INDICATOR ID-1090 723B0 DBABA DBAB 2
F4R HEIGHT IND ID-1162 724C0 DBABA DBAB 2
F4R HEIGHT IND ID-1162A 724H0 DBABB DBAB 2
F4R HEIGHT IND REAR ID-1162 724C0 DBARC DBAB 1
F4R HEIGHT IND ID-1162A REAR 724H0 DBABD DBAB 1
F4 ATTENUATION DBAZZ DB 111111111
F4 SPEED DISPLAYS DBR DBAZZ E 0A10101A0
F4 TRUE AIRSPEED INDICATION DBBA DBR DBRR 051111110
F4 TRUE AIRSPEED INDICATOR FWD511AE DBBAA DBBA 2
F4 TRUE AIRSPEED INDICATOR AFT511AF DBBAB DBBA 1
F4 AIRSPEED AND MACH INDICATION DBBB DBB DBBA 222222222
F4 AIRSPEED/MACH INDICATOR FWD511AB DBBBA DBBB 2
F4 AIRSPEED/MACH INDICATOR AFT511AB DBBBB DBBB 1
F4 ITOT PRESS SENSE AND DIST DBBC DBBB AAAAAAAAAA
F4 ITOT PRESS SENSE AND DIST DBBC FBH AAAAAAAAAA
F4LITOT PRESS SENSE AND DIST DBBC FSDDB AAAAAAAAAA
F4 PITOT PRESSURE INPUT DBBC UJCA AAAAAAAAAA

```

PGG095.JIR1 DATE = 09/16/75

FLIGHT SAFETY PREDICTION TECHNIQUE

000000001111111122222222333333333344444444445555555555666666666677777777778	12345678901234567890123456789012345678901234567890123456789012345678901234567890
F4 PITOT STATIC TUBE	511CA DBBCA DBBC A
F4 AIR/TERRA COUPLING	511CF DBBCB DBBC A
F4 ROUND SPEED INDICATION	DBBE DBB K UJH AAAAAAAAAA
F4 GROUND SPEED INDICATOR	718G6 DBBEA DBBE A
F4 G LOAD INDICATION	DBC DBAZZ 000050000
F4 ACCELEROMETER FWD CKPT	511AA DBCA DBC 2
F4 ACCELEROMETER AFT CKPT	511AA DBCB DBC 1
F4 VERTICAL VELOCITY INDICATION	DBD DBA 000000000
F4 VERTICAL VELOCITY IND FWD	511AD DBDA DBD 2
F4 VERTICAL VELOCITY IND AFT	511AD DBDB DBD 1
F4 ATTITUDE DISPLAYS AND WARN	DBE DB E 0000000A0
F4 TURN AND SLIP INDICATION	DBEA DBE K DBEF 0000000A0
F4 ATTITUDE DIRECTOR	7177G DBEABA DBEB A
F4 TURN AND SLIP IND FWD CKPT	DBEB DBEA 555555555
F4 ATTITUDE REF INDICATOR	731HG DBEBA DBEB A
F4 ATTITUDE REF INDICATOR	731HG DBEBA DBEB A
F4 ATTITUDE REF INDICATOR	731HG DBEBA DBEB A
F4 ATTITUDE DIRECTOR INDICATOR	7184G DBEBB DBEB A
F4 TURN AND SLIP INDICATION AFT	DBEC DBEA 000000000
F4 TURN AND SLIP INDICATOR	511AF DBECA DBEC A
F4 TURN RATE SENSING	DBED DBEB AAAAAAAAAA
F4 RATE GYRO TRANSMITTER	7176G DBEDA DBED A
F4 RATE GYRO	731KA DBEDA DBED A
F4 RATE GYRO	731KA DBEDA DBED A
F4 RATE GYRO TRANSMITTER	731KO DBEDA DBED A
F4 MOTOR HOUSING ASSY	731KB DBEDB DBED A
F4 MOTOR HOUSING ASSY	731KB DBEDB DBED A
F4 LAMINATION ASSY	731KC DBEDC DBED A
F4 LAMINATION ASSY	731KC DBEDC DBED A
F4 INNER HOUSING	731KD DBEDD DBED A
F4 INNER HOUSING	731KD DBEDD DBED A
F4 MOTOR ASSY	731KE DBEDE DBED A
F4 MOTOR ASSY	731KE DBEDE DBED A
F4 ROLL AND PITCH INFORMATION	DBEF DBE 000000080
F4 ATTITUDE DISPLAYS FWD CKPT	DBEG DBEF 111111111
F4 PRIMARY ATTITUDE INDICATION	DBEH DBEG DBEJ 111111111
F4 ATTITUDE DIRECTOR INDICATOR	7177G DBEHA DBEH A
F4 ATTITUDE REFERENCE INDICATOR	731HG DBEHA DBEH A
F4 ATTITUDE REFERENCE INDICATOR	731HG DBEHA DBEH A
F4 ATTITUDE REFERENCE INDICATOR	731HG DBEHA DBEH A
F4 ATTITUDE DIRECTOR INDICATOR	7184G DBEHB DBEH A
F4 STANDBY ATTITUDE INDICATION	DBEJ DBEG K DBEH AAAAAAAAAA
F4 STANDBY VERTICAL INDICATOR	715A0 DBEJA DBEJ A
F4 STANDBY VERTICAL INDICATOR	732A0 DBEJA DBEJ A
F4 STANDBY VERTICAL INDICATOR	732A0 DBEJA DBEJ A
F4 STANDBY VERTICAL INDICATOR	732A0 DBEJA DBEJ A
F4 STBY ATT CKT PNL	71580 DBEJB DBEJ 1
F4 STBY ATT CKT PNL	73280 DBEJB DBEJ 1
F4 STBY ATT CKT PNL	73280 DBEJB DBEJ 1
F4 STBY ATT CKT PNL	73280 DBEJB DBEJ 1

PGG095.JIR1 DATE = 09/16/75

FLIGHT SAFETY PREDICTION TECHNIQUE

```

00000000111111111222222222333333333344444444445555555555666666666677777777778
12345678901234567890123456789012345678901234567890123456789012345678901234567890
F4 ATTITUDE DISPLAY AFT CKPT DBEK DBEF 111111111
F4R REMOTE ATTITUDE INDICATOR 71810 DBEKA DBEK A
F4C REMOTE ATTITUDE INDICATOR 731N0 DBEKA DBEK A
F4D REMOTE ATTITUDE INDICATOR 731N0 DBEKA DBEK A
F4F REMOTE ATTITUDE INDICATOR 731N0 DBEKA DBEK A
F4 ANGLE OF ATTACK INFO DBF DB E 000000010
F4 ANGLE OF ATTACK INDICATION DBFA DBF S111111111
F4 ANGLE OF ATTACK INDICATION DBFA DBFB FAAAAAAAAAA
F4 ANGLE OF ATTACK INDICATION DBFA DBFC FAAAAAAAAAA
F4 ANGLE OF ATTACK IND FWD CPT513E0 DBFAA DBFA A
F4 ANGLE OF ATTACK IND AFT CPT513E0 DBFAB DBFA 1
F4 ANGLE OF ATTACK INDEX DISPLY DBFB DBF 000000000
F4 INDEX LIGHT ASSY 2EA FWD 513F0 DBFBA DBFB 1
F4 INDEX LIGHT ASSY 2EA AFT 513F0 DBFBB DBFB 0
F4 INDEX LIGHT RHEOSTAT FWD 513FA DBFBC DBFB 1
F4 INDEX LIGHT RHEOSTAT AFT 513FA DBFBD DBFB 0
F4 STALL ANGLE WARNING DBFC DBF 111111111
F4 STALL WARNING VIBRATOR 1442N DBFCA DBFC A
F4 STALL ANGLE AUDIO WARNING DBFD DBF 000000000
F4 AURAL TONE GENERATOR 513A0 DBFDA DBFD A
F4 CKT BOARD 1A0 513AA DBFDB DBFD A
F4 CKT BOARD 1A2 513AB DBFDC DBFD A
F4 KT BOARD 1A3 513AC DBFDD DBFD A
F4 CKT BOARD 1A4 513AD DBFDE DBFD A
F4 ATTACK ANGLE SENSING DBFF DBF SAAAAAAAAAA
F4 ATTACK ANGLE SENSING DBFF DBFA FAAAAAAAAAA
F4 ATTACK ANGLE SENSING DBFF DBFD FAAAAAAAAAA
F4 WARNING INFORMATION DC D AAAAAAAAAAA
F4 FIRE/OVERHEAT DCA DC X 777777777
F4 FIRE WARNING EACH OF 2 SYS DCAA DCA AAAAAAAAAAA
F4 FIRE WARNING LIGHT 4911B DCABA DCAA A
F4 CONTROL UNIT 4911A DCACA DCAA A
F4 RELAY 4911E DCACB DCAA A
F4 FLEXIBLE CONNECTOR 4911F DCACC DCAA A
F4 CONNECTOR 4911G DCACD DCAA A
F4 SECURITY CLIPS 4911H DCACE DCAA 1
F4 FIRE DETECTION TEST DCAD DCAA 000000000
F4 FIRE DETECTION TEST DCAD DCAF 000000000
F4 TEST SWITCH 4911C DCADA DCAD A
F4 FIRE SENSING DCAF DCAA AAAAAAAAAAA
F4 SENSING ELEMENTS 4911D DCAEA DCAE A
F4 OVERHEAT WARNING DCAF DCA 111111111
F4 OVERHEAT WARNING LIGHT 4912B DCAGA DCAF A
F4 CONTROL UNIT 4912A DCAHA DCAF A
F4 CONNECTOR 4912D DCAHB DCAF A
F4 OVERHEAT SENSING DCAJ DCAF AAAAAAAAAAA
F4 SENSING ELEMENT 4912C DCAJA DCAJ A
F4 WING FOLD DCB ARCFAP KLABCB 010000000
F4 WING FOLD WARNING LIGHT 1472A LUCBAA DCB 2
F4 WING FOLD WARNING LIGHT 1472A RDCBAA DCH 2

```

PG6995.JIR1 DATE = 09/16/75

FLIGHT SAFETY PREDICTION TECHNIQUE

000000001111111122222222223333333333444444445555555555666666666677777777778			
12345678901234567890123456789012345678901234567890123456789012345678901234567890			
F4 LOCK PIN LIMIT SWITCH	1472B	LDCBBA	DCB 2
F4 LOCK PIN LIMIT SWITCH	1472B	RDCBBA	DCB 2
F4 WINGFOLD CONTROL RODS	1472C	LDCBBB	DCB 2
F4 WINGFOLD CONTROL RODS	1472C	RDCBBB	DCB 2
F4 ARRESTING HOOK IND.		DCC	GACF 00000000
F4 WARNING LIGHT HOOK HANDLE	1354A	DCCAA	DCC A
F4 WARNING LIGHT HOOK DOWN	1354B	DCCBA	DCC A
F4 SWITCH,WARNING LIGHT	1354C	DCCCA	DCC A
F4 PACKET ASSEMBLY,WARNING LT	1354D	DCCCB	DCC A
F4 UP LIMIT SWITCH	1353A	DCCCZ	DCC A
F4 CANOPY UNLOCK		DCD	AACLDAZI AACE 011111110
F4 CANOPY UNLOCK INDICATION-P		DCDA	AACEA 500000000
F4 LIGHT,CANOPY UNLOCK PILOT	1239A	DCDA	DCD 222222222
F4 CANOPY UNLOCK INDICATION RP		DCDA	DCDA A
F4 LIGHT,CANOPY UNLOCK R-PILOT	1239B	DCDB	DCD 000000000
F4 CANOPY UNLOCK SENSING-PILOT		DCDB	DCDB A
F4 SWITCH,CANOPY LOCK LIMIT-P	1239C	DCDB	DCDB A
F4 CANOPY UNLOCK SENSING R.P.		DCDC	DCDA AAAAAAAAAA
F4 CANOPY UNLOCK SENSING R.P.		DCDC	DCDC A
F4 SWITCH,CANOPY LOCKLIMIT RP	1239D	DCDA	DCDA AAAAAAAAAA
F4 ANTI-SKID		DCDD	DCDB FAAAAAAAAAA
F4 WARNING LITE ANTI-SKID INOP	1343C	DCDD	DCDD A
F4 CONTROL BOX	1343B	DCE	GABM 000000000
F4 EJECT		DCE	DCE A
F4 EJECT INDICATION-PILOT		DCE	DCE A
F4 PILOTS EJECT LIGHT SWITCH	4411H	DCF	DCF 000000000
F4 EJECT INDICATION-RADAR PILOT		DCF	DCF AAAAAAAAAA
F4 RADAR PILOTS EJECT LIGHTS	4412D	DCFA	DCFA A
F4 EJECT COMMAND		DCFB	DCFB A
F4 EJECT COMMAND		DCFB	DCFB AAAAAAAAAA
F4 PILOT EJECT LITE/SWITCH ASY	4411H	DCFC	DCFA FAAAAAAAAAA
F4 AUXILIARY DOOR POSITION		DCFC	DCFB AAAAAAAAAA
F4 LT AUX DOOR POS INDICATION		DCFC	DCFC A
F4 RT AUX DOOR POS INDICATION		DCJ	DA 1LBUMA 110000110
F4 WARN LITE LEFT AUX AIR DOOR	1133C	LDCJA	DCJ AAAAAAAAAA
F4 WARN LITE RT AUX AIR DOOR	1133C	RDCJA	DCJ AAAAAAAAAA
F4 AUX AIR DOOR SWITCH	1133G	LDCJAB	DCJ A
F4 AUX AIR DOOR SWITCH	1133G	RDCJAB	DCJ A
F4 MASTER CAUTION LITE FWD	4411G	LDCJAC	DCJ A
F4 MASTER CAUTION LITE FWD	4411G	RDCJAC	DCJ 1
F4 MASTER CAUTION LITE AFT	4412G	LDCJAD	DCJ 1
F4 MASTER CAUTION LITE AFT	4412G	RDCJAD	DCJ 0
F4 LANDING GEAR POSITION		DCK	DCJ 0
F4 PRESSURE WARNING-UTILITY		DCMA	LACH 000000060
F4 SWITCH-HYDRAULIC PRESSURE	4513K	LDCMAA	DDBC DDAD 111111111
F4 SWITCH/HYDRAULIC PRESSURE	4513K	RDCMAA	DCMA 2
F4 RH VERT CAUTION LITE PNL	4411A	DCMAB	DCMA 2
F4 PRESSURE WARNING/PCI		DCMB	DCMA A
F4 SWITCH-HYDRAULIC PRESSURE	4511G	DCMBA	DDBA DDAD 111111111
			DCMB A

PG095.JIR1 DATE = 09/16/75

FLIGHT SAFETY PREDICTION TECHNIQUE

000000001111111122222222333333334444444455555555666666667777777778					
1234567890123456789012345678901234567890123456789012345678901234567890					
F4 RH VERT CAUTION LITE PNL	4411A	DCMBB	DCMB	A	
F4 PRESSURE WARNING/PCII		DCMC	DCMB	DOBE	11111111
F4 SWITCH-HYDRAULIC PRESSURE	4512E	DCMCA	DCMC	A	
F4 RH VERT CAUTION LITE PNL	4411A	DCMCB	DCMC	A	
F4 RPU HYD PRESS WARNING		DCME	DCB		000010010
F4 RPU HYD PRESS WARNING		DCME	DCB		000010010
F4R ENG CONTROL PNL	23960	DCMEA	DCME	A	
F4R ENG CONTROL PNL	23960	DCMEA	DCME	A	
F4F HYDRAULIC PRESSURE SWITCH	1436F	DCMEB	DCME	A	
F4F HYDRAULIC PRESSURE SWITCH	1436F	DCMEB	DCME	A	
F4 ANTI ICE STATUS(EA OF 2 ENG)		DCN	DA	ILEJF	000111000
F4 RH VERT CAUTION LITE PNL	4411A	DCNA	DCN		3
F4 MASTER CAUTION LITE FWD	4411G	DCNB	DCN		1
F4 MASTER CAUTION LITE AST	4412G	DCNC	DCN		1
F4 PRESS INDICATING SWITCH	2397C	DCND	DCN		A
F4 DUCT TEMP HIGH		DCP	DA	ILBMB	11111111
F4 RH VERT CAUTION LITE PNL	4411A	DCPA	DCP		A
F4 CABIN TURBINE OVERSPEED		DCR	EAAD	I EAAF	11111111
F4 RH VERT CAUTION LITE PNL	4411A	DCRA	DCR		A
F4 AFCS FAILURE WARNING		DCS	FAF		000101000
F4 AFCS FAILURE WARNING		DCS	FBJ		000000000
F4 AFCS FAILURE WARNING		DCS	FCN		000101000
F4 RH VERT CAUTION LITE PANFL	4411A	DCSA	DCS		2
F4 MASTER CAUTION LITE FWD CPT	4411G	DCSB	DCS		1
F4 MASTER CAUTION LITE ATT CPT	4412G	DCSC	DCS		1
F4 MISCELLANEOUS RELAY PNL NO 1	42110	DCSD	DCS		A
F4 PITCH AUG FAIL WARNING		DCT	FAF		010000010
F4 STAB AUG OFF WARNING LIGHT	5214A	DCTA	DCT		2
F4 MASTER CAUTION LITE FWD CPT	4411G	DCTB	DCT		1
F4 MASTER CAUTION LITE AFT CPT	4412G	DCTC	DCT		1
F4 MISCELLANEOUS RELAY PNL NO 1	42110	DCTD	UCT		A
F4 PITCH TRIM INFORMATION		DCU	FAF	I FAE	001111100
F4 AUTO PITCH TRIM OFF WARNING		DCUA	DCU		222222222
F4 AUTO PITCH TRIM WARNG LITE	52130	DCUAA	DCU		A
F4 MISC REPLY PNL NO3	42130	DCUAB	DCU		A
F4 STAB FORCE LINK SWITCH	1433M	DCUAL	DCUA		A
F4 PITCH TRIM INDICATION		DCUB	DCU		111111111
F4 STAR TRIM POSITION INDICATR	1433C	DCUBA	DCUB		A
F4 INERTIAL NAV SYS OUT		DCW	CZL	I CZR	111111111
F4R INS LIGHT PILOT	71G9A	DCWA	DCW		2
F4D INS LIGHT ASSY PILOT	71H7A	DCWA	DCW		2
F4E INS LIGHT PILOT	71H7A	DCWA	DCW		2
F4C LIGHT ASSY PILOT	71E7A	DCWAA	DCW		2
F4R INS LIGHT RADAR PILOT	71G9B	DCWR	DCW		1
F4D INS LIGHT ASSY RADAR PILOT	71H7B	DCWR	DCW		1
F4E INS LIGHT RADAR PILOT	71H7B	DCWR	DCW		1
F4C LIGHT ASSY RADAR PILOT	71E7B	DCWBA	DCW		1
F4 AIR REFUEL STATUS		DCY	BCWX		111111111
F4 AIR REFUEL READY LITE	9944G	DCYA	DCY		3
F4 REFUEL DISENGAGE LITE	9944H	DCYB	DCY		3

000000001111111122222222333333333344444444445555555555666666666677777777778	12345678901234567890123456789012345678901234567890123456789012345678901234567890			
F4 SYSTEMS STATUS	UD	D		0AAAAAAAA0
F4 OXYGEN QUANTITY STATUS	DDA	FDAA		11111111
F4 OXYGEN QUANTITY STATUS	DDA	FDAA		11111111
F4 LOX QTY INDICATION-PILOT	DDAA	DDA		SAAAAAAAAA
F4 LOX QTY INDICATION-PILOT	DDAA	DDAB		FAAAAAAAAA
F4 LOX QTY INDICATION-PILOT	DDAA	DDAC		FAAAAAAAAA
F4 INDICATOR, LIQUID OXYGEN QTY 47210	DDAAA	DDAA		A
F4 LOX QTY LOW LEVEL WARNING	DDAB	DDA		11111111
F4 WARNING L-GHT OXYGEN LOW 4721R	DDABA	DDAB		A
F4 LOX QTY IND -RADAR PILOT	DDAC	DDA		11111111
F4 INDICATOR, LIQUID OXYGEN QTY 47210	DDACA	DDAC		A
F4 LOX QTY TEST	DDAD	DDAA		00000000
F4 WARN LT TEST SW 4721R	DDADA	DDAD		A
F4 LOX QTY SENSING	DDAE	DDAA		AAAAAAAAAA
F4 PROBE, CAPACITANCE 471AG	DDAEA	DDAE		A
F4 PILOT EMERG OXYGEN STATUS	DDAF	DDA		33333333
F4 EMERG OXYGEN GAGE 91241	DDAFA	DDAF		A
F4 RDR PILOT EMERG OXG STATUS	DDAG	DDA		11111111
F4 EMERG OXYGEN GAGE 91241	DDAGA	DDAG		A
F4 HYDRAULIC PRESSURE STATUS	DDB	DD		01111110
F4 PC1 HYD PRESSURE INFORMATION	DDBA	DDB	I UAB	11111111
F4 PC2 HYD PRESS INFORMATION	DDBB	DDB	I UBB	11111111
F4 UTILITY HYD PRESS INFORMAT	DDBC	DDB	I UCB	11111111
F4 PC1 HYD PRESS INDICATION	DDBD	DDBA	DCMB	11111111
F4 INDICATOR, HYDRAULIC PRESS PC1 4511M	DDBDA	DDBD		A
F4 TRANSMITTER, HYDRAULIC PRESS 4511N	DDBDH	DDBD		A
F4 SNUBBER 9944X	DDBDC	DDBD		A
F4 HYDRAULIC FUSE 4511D	DDBDH	DDBD		A
F4 PC-II HYD PRESS INDICATION	DDBE	DDBB	DCMC	11111111
F4 INDICATOR, HYDRAULIC PRESS 4512J	DDBEA	DDBE		A
F4 INDICATOR, HYDRAULIC PRESS 4512J	DDBEA	DDBE		A
F4 INDICATOR, HYDRAULIC PRESS 4512J	DDBEA	DDBE		A
F4 INDICATOR, HYDRAULIC PRESS 9914Z	DDBEA	DDBE		A
F4 TRANSMITTER HYDRAULIC PRESS 4512K	DDBEH	DDBE		A
F4 SNUBBER 9945Y	DDBEC	DDBE		A
F4 HYD FUSE 4512N	DDBED	DDBE		A
F4 UTILITY HYD PRESS INDICATION	DDBF	DDBC	DCMA	11111111
F4 INDICATOR-HYD PRESS-UTILITY 4513N	DDBFA	DDBF		A
F4 TRANSMITTER, HYD PRESS 4513P	DDBFH	DDBF		A
F4 SNUBBER 9945Z	DDBFC	DDBF		A
F4 HYD FUSE 4513W	DDBFD	DDBF		A
F4 PNEUMATIC PRESSURE STATUS	DDC	DD	I UEC	00000000
F4 INDICATOR, PNEU PRESS CKPT 4521L	DDCA	DDC		A
F4 TRANSMITTER PNEU PRESS 4521M	DDCB	DDC		A
F4 CABIN PRESSURE INFORMATION	DDD	FAAD		11111111
F4 CABIN PRESSURE INDICATE FWD	DDDA	DDD		55555555
F4 INDICATOR, CABIN PRESSURE 4121G	DDDAA	DDDA		A
F4 CABIN PRESSURE INDICATE AFT	DDDB	DDD		11111111
F4 INDICATOR CABIN PRESSURE 4121G	DDDBA	DDDB		A
F4 ELECTRICAL STATUS	DDDE	DD		11111111

PGG095.JIR1 DATE = 09/16/75

FLIGHT SAFETY PREDICTION TECHNIQUE

```

00000000111111112222222233333333444444445555555566666666777777778
1234567890123456789012345678901234567890123456789012345678901234567890
F4 ELECTRICAL STATUS DDE UDC 1 UF 11111111
F4 ELECTRICAL STATUS DDF UDC 1 UF 11111111
F4 ELECTRICAL STATUS DDE UDC 1 UF 11111111
F4 ELECTRICAL STATUS LH GEN. LDDEA DDE 22222222
F4 ELECTRICAL STATUS RH GEN RDEEA DDE 22222222
F4 GENERATOR CONTROL PANEL 4221A LDDEAA LDEEA 2
F4 GENERATOR CONTROL PANEL 4221A RDEEA RDEEA 2
F4 MASTER CAUTION LIGHT FWD 4411G LDDEAB LDEEA 1
F4 MASTER CAUTION LIGHT FWD 4411G RDEAB RDEEA 1
F4 MASTER CAUTION LIGHT AFT 4412G LDDEAC LDEEA 1
F4 MASTER CAUTION LIGHT AFT 4412G RDEAC RDEEA 1
F4 ELECTRICAL STATUS BUS TIE DDEB DDE 22222222
F4 GENERATOR CONTROL PANEL 4221A DDEBA DDEB 2
F4 MASTER CAUTION LIGHT FWD 4411G DDEBB DDEB 1
F4 MASTER CAUTION LIGHT AFT 4412G DDEBC DDEB 1
F4 FUEL STATUS DDF DD 000111000
F4 FUEL QUANTITY INDICATION DDF DDF 11111111
F4 FUSE TANKS 2 THRU 6 SENSING DDF DDF AAAAAAAA
F4 INDICATOR, FUEL QUANTITY 4642D DDFDA DDF A
F4 JUNCTION BOX 4642Q DDFDD DDF A
F4 CONNECTORS B WIRING 4642R DDFDE DDF A
F4 FUSELAGE FEED TANK SENSING DDFE DDF AAAAAAAA
F4 FUEL TANK QTY UNIT UPPER NO1 4642A DDFEA DDF A
F4 FUEL QTY UNIT LOWER NO 1 4642B DDFEB DDF A
F4 FUS TANK UNIT, NO2 FUEL QTY 4642K DDFEC DDF A
F4 FUS TANK UNIT, NO3 FUEL QTY 4642L DDFED DDF A
F4 FUS TANK UNIT NO4 FUEL QTY 4642M DDFEE DDF A
F4 FUS TANK UNIT NO5 FUEL QTY 4642N DDFEF DDF A
F4 FUS TANK UNIT NO6 FUEL QTY 4642P DDFEG DDF A
F4 WING TANK SENSING DDF DDF 22222222
F4 FUEL QTY UNIT WING TANKS 6EA 4642C DDFFA DDF 2
F4 FEED QUANTITY CHECK DDFH DDF 00000000
F4 FUEL LEVEL CONT CK SW PNL 4641B DDFHA DDF A
F4 SIMULATOR, FUEL QUANTITY 4642J DDFHC DDF A
F4 LOW LIGHT WARNING INDICATOR DDFN DDF 1 BCJ 01111110
F4 WARNING LITE LOW LEVEL 4643C DDFNA DDFN 2
F4 MASTER CAUTION LITE FWD 4411G DDFNB DDFN 1
F4 MASTER CAUTION LITE AFT 4412G DDFNC DDFN 1
F4 FUEL LEVEL SENSE AND CONTROL DDFP BCQ 11111111
F4 FUEL LEVEL SENSE AND CONTROL DDFP DDFN AAAAAAAA
F4 SWITCH FUEL LOW LEVEL SENSOR 4643B DDFPA DDF A
F4 CONTROL UNIT FUEL LOW LEVEL 4643A DDFPB DDF A
F4 FUEL RFLAY PANEL 4641F DDFPC DDF 2
F4 EXTERNAL TANKS FULL DISPLAY DDFY BCWX 33333333
F4 LEFT EXT TANK FULL IND LDIFY DDFY 001111000
F4 RIGHT EXT TANK FULL IND RDIFFY DDFY 001111000
F4 FUEL TANK EXTERNAL WING LH 4623B LDIFYA LDIFFY A
F4 FUEL TANK EXTERNAL WING RH 4623C RDIFFY RDIFFY A
F4 CENTER EXT TANK FULL IND DDFZ DDFY 001111000
F4 FUEL TANK CENTER LINE 4623A DDFZA DDFZ A

```

PGG095.JIR1 DATE = 09/16/75

FLIGHT SAFETY PREDICTION TECHNIQUE

0000000011111111112222222222333333333344444444445555555555666666666677777777778			
12345678901234567890123456789012345678901234567890123456789012345678901234567890			
F4 EXTERNAL FUEL TRANSFER		DDGA	DDF 00000000
F4 RH VERT CAUTION LITE PANEL 4411A		DDGAA	A
F4 LEFT EXTERNAL FUEL TRANSFER		LDDGB	DDGA 22222222
F4 RIGHT EXTERNAL FUEL TRANSFER		RDDGB	DDGA 22222222
F4 WING TANK FLOW SWITCH LH 4644B		LDDGBA	LDDGB A
F4 WING TANK FLOW SWITCH LH 4644B		PDDGBA	RDDGB A
F4 CENTER EXTERNAL FUEL TRANS		DDGC	DDGA 22222222
F4 C/L TANK FLOW SWITCH 4644C		JDDGCA	DDGC A
F4 MAINTENANCE STATUS INFO		DE	D 00000000
F4 EMERGENCY CANOPY PRESSURE IND		DEA	DE 00000000
F4 BOTTLE PNEUMATIC 1234C		DEAAA	DEA A
F4 PNEUMATIC BOTTLE EMERGENCY 1237C		DEABA	DEA A
F4 EMERGENCY FLAP PRESS IND		DEB	DF AAAAAAAA
F4 AIR STORAGE BOTTLE 1456B		DEBAA	DEB A
F4 CRAM AIR TURBINE PRESS IND		DFC	DF 00000000
F4 DRAM AIR TURBINE PRESS IND		DEC	DE 00000000
F4 RAM AIR TURBINE PRESS IND		DLC	DF 00000000
F4 GAGE, AIR PRESS, RAM AIR TURB 4532P		DECAA	DFC A
F4 GAGE, AIR PRESS, RAM AIR TURB 4532P		DECAA	DFC A
F4 GAGE, AIR PRESS, RAM AIR TURB 4532P		DECAA	DFC A
F4 MAIN PNEU SYS MAN PRESS		DED	DE 00000000
F4 GAGE AIR PRESS MAIN SYS MAN 4521K		DEDA	DED A
F4 EMERG LANDING GEAR PRESS IND		DEE	DE 00000000
F4 GAGE, AIR PRESSURE 1315D		DEFAA	DEE A
F4 WHEEL BRAKE ACCUM PRESS IND		DEF	DF 00000000
F4 BOTTLE EMERGENCY AIR 1342D		DEFAA	DEF A
F4 UTILITY SYS ACCUM PRESS IND		DEG	DF 00000000
F4 GAGE, ACCUMULATOR AIR PRESS 4513E		DEGAA	DEG A
F4 PCI SYSTEM ACCUMULATOR PRESS		DEH	DE 00000000
F4 GAGE, ACCUMULATOR AIR PRESS 4511D		DEHAA	DEH A
F4 PCI SYSTEM ACCUMULATOR PRES		DEJ	DE 00000000
F4 GAGE, ACCUMULATOR AIR PRESS 4512D		DEJAA	DEJ A
F4 HYD SYS RESERVOIR FLUID LE		DEK	DE 00000000
F4 HYDRAULIC RESERVOIR 4511A		DEKA	DEK A
F4 MAIN GEAR SHOCK STRUT PRESS		DEL	DE 00000000
F4 GAGE, AIR PRESSURE 1321N		DELLA	DEL A
F4 GAGE, AIR PRESSURE 1322N		DELBA	DEL A
F4 ARREST GEAR ACT PRESS INFO		DEM	DE 00000000
F4 GAGE, PRESSURE 1351J		DEMAA	DEM A
F4 FUEL TRANSFER PUMP STATUS		DEN	DE 00000000
F4 ELECT FUEL XFR INDICATION		DENA	DEN AAAAAAAA
F4 TRANSFER PUMP CHECK SW PNL 4641F		DENAA	DENA A
F4 NO4 HYDRAULIC FUEL XFR IND		DENB	DEN AAAAAAAA
F4 TRANSFER PUMP CHECK SW PNL 4641F		DENBA	DENB A
F4 NO5 HYDRAULIC FUEL XFR IND		DENC	DEN AAAAAAAA
F4 TRANSFER PUMP CHECK SW PNL 4641F		DENCA	DENC A
F4 ELEC FUEL XFR SENSOR		DEND	DENA AAAAAAAA
F4 PRES SW FLEC DRIVE XFR PUMP 4614G		DENDA	DEND A
F4 NO4 HYD FUEL XFR SENSING		DENE	DENB AAAAAAAA
F4 PRES SW HYD DRIVE XFR PUMP 4614F		DENEA	DFNE A

PG0095.JIR1 DATE = 09/16/75

FLIGHT SAFETY PREDICTION TECHNIQUE

```

00000000111111112222222222333333333344444444445555555555666666666677777777778
12345678901234567890123456789012345678901234567890123456789012345678901234567890
F4 NO6 HYD FUEL XFR SENSOR DENF DENC AAAAAAAAAA
F4 PRES SW HYD DRIVE XFR PUMP 4614F DENFA DENF A
F4 FLOAT LEVEL CONTROL DENG DEN AAAAAAAAAA
F4 NO1 XFER LVL CONT VALVE 4614H DENG DENGA A
F4 NO2 XFER LVL CONT VALVE 4614K DENG DENGB A
F4 DIST. ESSENTIAL 28VDC BUS DF DABD AAAAAAAAAA
F4 DIST. ESSENTIAL 28VDC BUS DF DAC AAAAAAAAAA
F4 DIST ESS 28VDC BUS DF DBF SAAAAAAAAA
F4 DIST ESSENTIAL 28VDC BUS DF DEFA FAAAAAAAAA
F4 DIST ESS 28VDC BUS DF DBFC FAAAAAAAAA
F4 DIST ESS 28VDC BUS DF DBFD FAAAAAAAAA
F4 DIST ESSENTIAL 28VDC BUS DF DCY AAAAAAAAAA
F4 DIST ESSENTIAL 28VDC BUS DF DDFA AAAAAAAAAA
F4 DIST ESSENTIAL 28VDC BUS DF DDGA AAAAAAAAAA
F4 DIST ESSENTIAL 28VDC BUS DF DEN AAAAAAAAAA
F4 DIST LEFT MAIN 28VDC BUS DG DBEC AAAAAAAAAA
F4 DIST LEFT MAIN 28VDC BUS DG DBEC AAAAAAAAAA
F4 DIST LEFT MAIN 28VDC BUS DG DBEC AAAAAAAAAA
F4 MAIN 28VDC BUS DGE DRAB AAAAAAAAAA
F4 DIST MAIN 28VDC BUS DGE DBEC AAAAAAAAAA
F4 DIST INSTRUMENT 28VAC BUS DH DAD AAAAAAAAAA
F4 DIST INSTRUMENT 28VAC BUS DH DAFB AAAAAAAAAA
F4 DIST INSTRUMENT 28VAC BUS DH DAFC AAAAAAAAAA
F4 DIST 28VAC INST BUS DH DBBA AAAAAAAAAA
F4 DIST INSTRUMENT 28VAC BUS DH DBED AAAAAAAAAA
F4 DIST INST 28VAC BUS DH DBFB AAAAAAAAAA
F4 DIST INSTRUMENT 28VAC BUS DH DDR S11111111
F4 DIST INSTRUMENT 28VAC BUS DH DDBU FAAAAAAAAA
F4 DIST INSTRUMENT 28VAC BUS DH DDBE FAAAAAAAAA
F4 DIST INSTRUMENT 28VAC BUS DH DDBF FAAAAAAAAA
F4 DIST INSTRUMENT 28VAC BUS DH DDC AAAAAAAAAA
F4 INST 28VAC BUS DH DZL AAAAAAAAAA
F4 CRH 28VDC BUS DJ DBAB AAAAAAAAAA
F4 CRH 28VDC BUS DJ DBAB AAAAAAAAAA
F4 CRH 28VDC BUS DJ DZL AAAAAAAAAA
F4 DIST ESSENTIAL 115/200VACBUS DK DAB K DABD AAAAAAAAAA
F4 115V AC ESSENT DK OCA AAAAAAAAAA
F4 DIST ESSENTIAL 115/200VACBUS DK DCAA FAAAAAAAAA
F4 DIST ESSENTIAL 115/200VACBUS DK DCAF FAAAAAAAAA
F4 DIST ESSENTIAL 115VAC BUS DK DUFA AAAAAAAAAA
F4 DIST ESSENTIAL 115VAC BUS DK DDFA AAAAAAAAAA
F4 DIST ESSENTIAL 115VAC BUS DK DDFA AAAAAAAAAA
F4 DIST INSTRUMENT 115VAC BUS DKA DBED AAAAAAAAAA
F4 DIST 115VAC INST BUS DKA DBEJ AAAAAAAAAA
F4 CRH 115VAC BUS DL DBAB AAAAAAAAAA
F4 CRH 115VAC BUS DL DBAB AAAAAAAAAA
F4 CRH 115VAC BUS DL DBAB AAAAAAAAAA
F4 DIST RT MAIN 115/200VAC BUS DL DDAA AAAAAAAAAA
F4 DIST RH 115VAC BUS DL DDFA AAAAAAAAAA
F4 CRH 115VAC BUS DL DZL AAAAAAAAAA

```

PG0095.JIR1 DATE = 09/16/75

FLIGHT SAFETY PREDICTION TECHNIQUE

```

0000000001111111122222222233333333334444444444555555555566666666667777777778
12345678901234567890123456789012345678901234567890123456789012345678901234567890
F4 WARNING LIGHTS 28/14VAC BUS DM DAFV AAAAAAAAAA
F4 WARNING LIGHTS 28/14VAC BUS DM DCR AAAAAAAAAA
F4 WARNING LIGHTS 28/14VAC BUS DM DCC AAAAAAAAAA
F4 WARNING LIGHTS 28/14VAC BUS DM DCD SAAAAAAAAAAA
F4 WARNING LIGHTS 28/14VAC BUS DM DCDA FAAAAAAAAAAA
F4 WARNING LIGHTS 28/14VAC BUS DM DCDB FAAAAAAAAAAA
F4 WARNING LIGHTS 28/14VAC BUS DM DCE AAAAAAAAAA
F4 WARNING LIGHTS 28/14VAC BUS DM DCJ SAAAAAAAAAAA
F4 WARNING LIGHTS 28/14VAC BUS DM LDCJA FAAAAAAAAAAA
F4 WARNING LIGHTS 28/14VAC BUS DM RDCJA FAAAAAAAAAAA
F4 WARNING LIGHTS 28/14VAC BUS DM DCMA FAAAAAAAAAAA
F4 WARNING LIGHTS 28/14VAC BUS DM DCMB FAAAAAAAAAAA
F4 WARNING LIGHTS 28/14VAC BUS DM DCMC FAAAAAAAAAAA
F4 WARNING LIGHTS 28/14VAC BUS DM DCME FAAAAAAAAAAA
F4 WARNING LIGHTS 28/14VAC BUS DM DCN AAAAAAAAAA
F4 WARNING LIGHTS 28/14VAC BUS DM DCP AAAAAAAAAA
F4 WARNING LIGHTS 28/14VAC BUS DM DCR AAAAAAAAAA
F4 WARNING LIGHTS 28/14VAC BUS DM DCS AAAAAAAAAA
F4 WARNING LIGHTS 28/14VAC BUS DM DCT FAAAAAAAAAAA
F4 WARNING LIGHTS 28/14VAC BUS DM DCU FAAAAAAAAAAA
F4 WARNING LIGHTS 28/14VAC BUS DM DCW AAAAAAAAAA
F4 WARNING LIGHTS 28/14VAC BUS DM DDAB AAAAAAAAAA
F4 WARNING LIGHTS 28/14VAC BUS DM DDB S111111111
F4 WARNING LIGHTS 28/14VAC BUS DM DDFN AAAAAAAAAA
F4 WARNING LIGHTS 28/14VAC BUS DM DDFY AAAAAAAAAA
F4 14/28VAC WARNING LTS BUS DM DZL AAAAAAAAAA
F4 DIST BATTERY BUS DN DCF AAAAAAAAAA
F4 HEIGHT SIGNAL PROCESSOR DZL CZPD AAAAAAAAAA
F4 HEIGHT SIGNAL PROCESSOR DZL DBAB AAAAAAAAAA
F4 HEIGHT SIGNAL PROCESSOR DZL MRBA 111111111
F4 HEIGHT SIGNAL PROCESSOR DZL MRC 111111111
F4 HEIGHT SIGNAL PROCESSOR DZL MPE 111111111
F4 RADAR ALT AN/APN-155 72300 DZLA DZL A
F4 RADAR ALT AN/APN-155 72300 DZLA DZL A
F4 RADAR ALT AN/APN-155 72300 DZLA DZL A
F4 RADAR ALTIMETER AN/APN-159 72400 DZLA DZL A
F4 RCVR/TRANS RT-689 723A0 DZLAA DZL A
F4 RCVR/TRANS RT-689 723A0 DZLAA DZL A
F4 RCVR/TRANS RT-689 723A0 DZLAA DZL A
F4 REC-XMTR RT-708 724A0 DZLAA DZL A
F4 PREAMPLIFIER LIMITER 723AA DZLAAA DZL A
F4 PREAMPLIFIER LIMITER 723AA DZLAAA DZL A
F4 PREAMPLIFIER LIMITER 723AA DZLAAA DZL A
F4 REC ASSY 724AA DZLAAA DZL A
F4 FILTER ASSY 723AB DZLAAB DZL A
F4 FILTER ASSY 723AB DZLAAB DZL A
F4 FILTER ASSY 723AB DZLAAB DZL A
F4 AUTO CAL ASSY 724AB DZLAAB DZL A
F4 BALANCED MIXER 723AC DZLAAC DZL A

```

PG6095.JIK1 DATE = 09/16/75

FLIGHT SAFETY PREDICTION TECHNIQUE

00000000111111111122222222333333333344444444445555555555666666666677777777778	1234567890123456789012345678901234567890123456789012345678901234567890				
F40BALANCED MIXER	723AC	DZLAAC	DZL	A	
F4EBALANCED MIXER	723AC	DZLAAC	DZL	A	
F4RAMPLIFIER	724AC	DZLAAC	DZL	A	
F4CPWER SUPPLY NO.1	723AD	DZLAAD	DZL	A	
F4DPWER SUPPLY NO.1	723AD	DZLAAD	DZL	A	
F4EPWER SUPPLY NO.1	723AD	DZLAAD	DZL	A	
F4K SYNCHRD/SW	724AD	DZLAAD	DZL	A	
F4CPWER SUPPLY NO.2	723AE	DZLAAE	DZL	A	
F4DPWER SUPPLY NO.2	723AE	DZLAAE	DZL	A	
F4EPWER SUPPLY NO.2	723AE	DZLAAE	DZL	A	
F4RSYNCHRD AND SW 59X211037	724AE	DZLAAE	DZL	A	
F40SEARCH GENERATOR	723AF	DZLAAF	DZL	A	
F40SEARCH GENERATOR	723AF	DZLAAF	DZL	A	
F4ESEARCH GENERATOR	723AF	DZLAAF	DZL	A	
F4RCKT BRD ASSY 84X210508	724AF	DZLAAF	DZL	A	
F40SQUELCH AMP AND DETECTOR	723AG	DZLAAG	DZL	A	
F40SQUELCH AMP AND DETECTOR	723AG	DZLAAG	DZL	A	
F4ESQUELCH AMP AND DETECTOR	723AG	DZLAAG	DZL	A	
F4RCKT BRD ASSY 84X210468	724AG	DZLAAG	DZL	A	
F40SPEED CNTRL CNTR/SEARCH GEN	723AH	DZLAAH	DZL	A	
F40SPEED CNTRL CNTR/SEARCH GEN	723AH	DZLAAH	DZL	A	
F4ESPEED CNTRL CNTR/SEARCH GEN	723AH	DZLAAH	DZL	A	
F4RCKT BRD ASSY 84X210444	724AH	DZLAAH	DZL	A	
F40IND CNTR/THRESHOLD DETECTOR	723AJ	DZLAAJ	DZL	A	
F40IND CNTR/THRESHOLD DETECTOR	723AJ	DZLAAJ	DZL	A	
F4EIND CNTR/THRESHOLD DETECTOR	723AJ	DZLAAJ	DZL	A	
F4RCKT BRD ASSY 84X210503	724AJ	DZLAAJ	DZL	A	
F40MODULATOR NO.1	723AK	DZLAAK	DZL	A	
F40MODULATOR NO.1	723AK	DZLAAK	DZL	A	
F4EMODULATOR NO.1	723AK	DZLAAK	DZL	A	
F4RCKT BRD ASSY 84X210461	724AK	DZLAAK	DZL	A	
F40MODULATOR NO.2	723AL	DZLAAAL	DZL	A	
F40MODULATOR NO.2	723AL	DZLAAAL	DZL	A	
F4EMODULATOR NO.2	723AL	DZLAAAL	DZL	A	
F4RCKT BRD ASSY 84X210435	724AL	DZLAAAL	DZL	A	
F40SWITCHING LOGIC/SQUELCH AMP	723AM	DZLAAAM	DZL	A	
F40SWITCHING LOGIC/SQUELCH AMP	723AM	DZLAAAM	DZL	A	
F4ESWITCHING LOGIC/SQUELCH AMP	723AM	DZLAAAM	DZL	A	
F4RCKT BRD ASSY 84X210437	724AM	DZLAAAM	DZL	A	
F40INDICATOR CNTR	723AN	DZLAAAN	DZL	A	
F40INDICATOR CNTR	723AN	DZLAAAN	DZL	A	
F4EINDICATOR CNTR	723AN	DZLAAAN	DZL	A	
F4RCKT BRD ASSY 84X210441	724AN	DZLAAAN	DZL	A	
F40POWER SUPPLY NO.3	723AP	DZLAAAP	DZL	A	
F40POWER SUPPLY NO.3	723AP	DZLAAAP	DZL	A	
F4EPWER SUPPLY NO.3	723AP	DZLAAAP	DZL	A	
F4RCKT BRD ASSY 84X210454	724AP	DZLAAAP	DZL	A	
F40VARIABLE CAPACITY OSC.	723AQ	DZLAAAQ	DZL	A	
F40VARIABLE CAPACITY OSC.	723AQ	DZLAAAQ	DZL	A	
F4EVARIABLE CAPACITY OSC.	723AQ	DZLAAAQ	DZL	A	

PG0095.JIR1 DATE = 09/16/75

FLIGHT SAFETY PREDICTION TECHNIQUE

0000000011111111122222222222333333333344444444445555555555666666666677777777778  
12345678901234567890123456789012345678901234567890123456789012345678901234567890

F4RSRVO SHAFT ASSY 01X210984	724A0	DZLAAQ	DZL	A
F4RTNS-MOD 01X210734	724AR	DZLAAR	DZL	A
F4MODULATOR OVEN	723AS	DZLAAS	DZL	A
F4MODULATOR OVEN	723AS	DZLAAS	DZL	A
F4MODULATOR OVEN	723AS	DZLAAS	DZL	A
F4RINTER-PAGE ASSY 01X210593	724AS	DZLAAS	DZL	A
F4RPOWER SUPPLY PP-3869	724B0	DZLAB	DZL	A
F4CANTENNA,RCVR AS-1385	723C0	DZLAC	DZL	A
F4DANTENNA,RCVR AS-1386	723C0	DZLAC	DZL	A
F4EANTENNA,RCVR AS-1386	723C0	DZLAC	DZL	A
F4CANTENNA,TRANS AS-1442	723D0	DZLAD	DZL	A
F4DANTENNA,TRANS AS-1442	723D0	DZLAD	DZL	A
F4EANTENNA,TRANS AS-1442	723D0	DZLAD	DZL	A
F4RANTENNA,XMTR AS-1521	724D0	DZLAD	DZL	A
F4RANTENNA REC AS-1522	724F0	DZLAE	DZL	A
F4RREC-XMTR RT-708A	724F0	DZLAF	DZL	A
F4RCKT BRD 3A1	724FA	DZLAFB	DZL	A
F4RCKT BRD 3A2	724FB	DZLAFB	DZL	A
F4RCKT BRD 3A3	724FC	DZLAFB	DZL	A
F4RCKT BRD 3A4	724FD	DZLAFD	DZL	A
F4RCKT BRD 3A5	724FE	DZLAFE	DZL	A
F4RCKT BRD 3A6	724FF	DZLAFF	DZL	A
F4RCKT BRD 3A8	724FG	DZLAFG	DZL	A
F4RCKT BRD 3A8	724FH	DZLAFH	DZL	A
F4RCKT BRD 3A9	724FJ	DZLAFJ	DZL	A
F4RCKT BRD 3A9A1	724FK	DZLAFK	DZL	A
F4RSRVO SHAFT ASSY 3A10	724FL	DZLAFK	DZL	A
F4RIF AMP 3A11	724FM	DZLAFM	DZL	A
F4PAUTO CAL ASSY 3A12	724FN	DZLAFN	DZL	A
F4RREC ASSY 3A13	724FP	DZLAFN	DZL	A
F4RCKT BRD ASSY 3A13A1	724FQ	DZLAFQ	DZL	A
F4RDIODE SW ASSY 3A13A2	724FR	DZLAFR	DZL	A
F4RTRANS ASSY 3A14	724FS	DZLAFS	DZL	A
F4RMODULATOR ASSY 3A14A1	724FT	DZLAFS	DZL	A
F4RINTER-PAGE ASSY 3A15	724FU	DZLAFT	DZL	A
F4RPOWER SUPPLY PP 3869A	724G0	DZLAFU	DZL	A
F4RCKT BRD ASSY 4A1	724GA	DZLAG	DZL	A
F4RMOUNTING PLATE ASSY 5A1	724HA	DZLAGA	DZL	A
F4RCOMPONENT BRD ASSY 5A1A1	724HA	DZLAHA	DZL	A
F4RFRONT PLATE ASSY 5A2	724HB	DZLAHA	DZL	A
F4RFRONT FLAG ASSY 5A3	724HC	DZLAHB	DZL	1
F4RDIAL ASSY 5A4	724HD	DZLAHC	DZL	1
F4 ENVIRONMENT	724HE	DZLAHD	DZL	A
F4 CABIN AIR CONDITION : PRESS		DZLAHE	DZL	A
F4 CABIN ENVIRONMENT		E		AAAAAAAAA
F4 CONTROLLED PRESSURIZATION		EA	EZ	GA1232150
F4 VALVE, CABIN AIR OUTLET	4111C	EAA	EA	002323200
F4 PRESSURE REGULATION		EAAA	EAA	EAAD 003444300
F4 VALVE PNEUMATIC DUMP	4121A	EAAAA	EAAA	A
F4 CHECK VALVE	4121D	EAAAB	EAAA	AAAAAAAAA
		EAAAB	EAAAB	1
		EAAAB	EAAAB	1

PGG95.JIR1 DATE = 09/16/75

FLIGHT SAFETY PREDICTION TECHNIQUE

```

0000000011111111222222222233333333334444444444445555555555666666666677777777778
12345678901234567890123456789012345678901234567890123456789012345678901234567890
F4 VALVE, CABIN PRESSURE SAFETY 4121E EAABC EAAB 1
F4 REGULATOR, CABIN PRESSURE 4121F EAARD EAAB 9
F4 CONDITIONED AIR MIX AND DIST EAAC EAA S888836888
F4 CONDITIONED AIR MIXING/DIST EAAC EAAA FAAAAAAAAA
F4 CONDITIONED AIR MIXING/DIST EAAC EAB FAAAAAAAAA
F4 CONDITIONED AIR MIXING/DIST EAAC EAC FAAAAAAAAA
F4 CONDITIONED AIR MIXING/DIST EAAC EAD AAAAAAAAAA
F4 DUCTS, AIR DISTRIBUTION 4111D EAACA EAAC 2
F4 VALVE CABIN DUAL TEMP MIX 4112E EAACR EAAC 2
F4 EMERGENCY PRESSUREIZATION EAAD EAA K EAAA AAAAAAAAAA
F4 VALVE, EMERGENCY VENT AIR IN 4121B EAADA EAAD A
F4 CONTROL EMERGENCY VENT KNOR 4121C EAADB EAAD 1
F4 TEMPERATURE CONTROL EAAE FAAC AAAAAAAAAA
F4 SENSOR CABIN TEMPERATURE 4111B EAAEA EAAE 5
F4 PANEL TEMP CONTROL PILOT'S 4111H EAAEB EAAE 5
F4 LIMITER, CABIN TEMPERATURE 4112A EAAEC EAAE 2
F4 AMPLIFIER 4111M EAAD EAAE 5
F4 COOLING AIR EAAF DCR FAAAAAAAAA
F4 COOLING AIR EAAF EAAC AAAAAAAAAA
F4 TURBINE COOLING XTICK 4112B EAafa EAAF A
F4 SWITCH, TURBINE OVERSPD PRES 4112C EAafb DCR A
F4 MOISTURE SEPARATOR 4112N EAafc EAAF 1
F4 ANTI-ICING VALVE 4112P EAafd EAAF 2
F4 ANTI-ICING CONTROLLER 4112Q EAafe EAAF 2
F4 LAG CHAMBER 4112K EAaff EAAF 1
F4 DUCT 32-831628 4112T EAafg EAAF 2
F4 MAIN HEAT EXCHANGER EAAG EAAF AAAAAAAAAA
F4 MAIN HEAT EXCHANGE EAAG ELA AAAAAAAAAA
F4 PURGE AIR EAAG MGR AAAAAAAAAA
F4 HEAT EXCHANGER MAIN 4112D EAAGA EAAG 5
F4 VALVE, EJECT GND COOL SHUTOFF 4112G EAAGB EAAG C
F4 AIR OUTLET DUCT 4112H EAAGC EAAG 1
F4 RAM AIR DISTRIBUTION EAah EAAD FAAAAAAAAA
F4 RAM AIR DISTRIBUTION EAah EAAG AAAAAAAAAA
F4 SCOOP RAM AIR INLET R-H 4111U EAaha LAah A
F4 DIFFUSER, RAM AIR INLET 4111V EAahr EAah A
F4 B/A REGULATION : DISTRIBUTE EAAJ EAAC AAAAAAAAAA
F4 B/A REGULATION : DISTRIBUTE EAAJ EAAG FAAAAAAAAA
F4 REGULATION DISTRIBUTION EAAJ FLA AAAAAAAAAA
F4 VALVE B&A SHTOFF PRESS REG 4112M EAAJA EAAJ 5
F4 DUCTS 4123A EAAJR EAAJ 2
F4 DUCT, KEFL 4123C EAAJC EAAJ 2
F4 COUPLINGS 4123F EAAJD EAAJ 4
F4 MANIFOLD, ENGINE BLEED AIR 4123G EAAJE EAAJ 2
F4 CHECK-VALVE, BLEED AIR 4123H EAAJF FAAJ 2
F4 BLANKETS : INSULATION 4123J EAAJG FAAJ 1
F4 BLEED AIR CK VALVE GASKET 4123L EAAJH EAAJ 1
F4 MANIFOLD SUPPORT ASSY 4123M EAAJJ EAAJ 0
F4 TEMPERATURE MODE SELECT EAAK EAAE AAAAAAAAAA
F4 CONTROL LEVER CABIN AIR 41112 EAAKA EAAK 5

```





PGG095.JIR1 DATE = 09/16/75

FLIGHT SAFETY PREDICTION TECHNIQUE

000000001111111122222222333333333344444444445555555555666666666677777777778				
1234567890123456789012345678901234567890123456789012345678901234567890				
F4AIR EXPANSION AND COOLING		EBPD	EBPC	AAAAAAAAA
F4AIR EXPANSION AND COOLING		EBPD	EBPC	111111111
F4AIR EXPANSION AND COOLING		EBPD	EBV	111111111
F4AIR EXPANSION AND COOLING		EBPD	EBX	111111111
F4R GROUND COOLING RECEPTACLE	4113M	EBPDA	EBPD	1
F4R RAM AIR CHECK VALVE	4114D	EBPDB	EBPD	1
F4 COOLING TURBINE	4114C	EBPDC	EBPD	5
F4 UPPER EQUIP SHELF COOLING		EBQ	CT	222222222
F4 UPPER EQUIP SHELF COOLING		EBQ	CZ	222222222
F4 UPPER EQUIP SHELF COOLING		EBQ	EBR	AAAAAAAAA
F4 UPPER EQUIP SHELF COOLING		EBQ	EBR	AAAAAAAAA
F4 COOLING		EBR	MDCR	F22222222
F4 COOLING		EBR	MDCR	222222222
F4 COOLING		EBR	MDCR	F22222222
F4R AFT EQUIP COOLING		EBR	MRA	111111111
F4R AFT EQUIP COOLING		EBR	MRE	111111111
F4R EQUIP SHELF COOLING		EBR	MDCL	111111111
F4R EQUIP SHELF COOLING		EBR	MDCL	F11111111
F4R EQUIP SHELF COOLING		EBR	MDCN	F55555555
F4R EQUIP SHELF COOLING		EBR	MDCN	F55555555
F4R EQUIP SHELF COOLING		EBR	MDCR	555555555
F4R EQUIP SHELF COOLING		EBR	MDCR	F55555555
F4R EQUIP SHELF COOLING		EBR	MDCR	555555555
F4R AMP/MOD COOLING		EBR	MRC	111111111
F4R RADAR PACKAGE COOLING		EBT	MDCJ	FAAAAAAAAAA
F4R RADAR PACKAGE COOLING		EBT	MDCJ	FAAAAAAAAAA
F4R RADAR PACKAGE COOLING		EBT	MDCJ	FAAAAAAAAAA
F4R FREQ CONVERT COOLING		EBT	MRC	F111111111
F4R EQUIP COOL OFF WARN FWD CKPT		EBTA	MDCJ	111111111
F4R RADAR COMP PRESS CONT VALVE	4122A	EBTAX	MDCJ	1
F4R RADAR COMP PRESS CONT VALVE	4122A	EBTAX	MDCJ	1
F4R EQUIP COOL OFF WARN AFT CKPT		EBTB	MDCJ	111111111
F4R IR DET COOLING		EBU	MRA	AAAAAAAAA
F4R IR AIR MIXING AND DIST.		EBV	EBAJ	FAAAAAAAAAA
F4R IR AIR MIXING AND DIST.		EBV	EBP	111111111
F4R IR AIR MIXING AND DIST.		EBV	EBU	555555555
F4R TEMPERATURE SENSOR	4115M	EBVA	EBV	3
F4R DISTRIBUTION DUCT	4113C	EBVB	EBV	1
F4R TEMPERATURE CONTROL VALVE	4114P	EBVD	EBV	A
F4R TEMPERATURE ANTICIPATOR	4115G	EBVE	EBV	2
F4R INSULATION	4113N	EBVL	EBV	0
F4R CAMERA COMPT COOLING		EBW	MRBA	111111111
F4R CAMERA AIR MIXING AND DIST		EBX	EBAJ	FAAAAAAAAAA
F4R CAMERA AIR MIXING AND DIST		EBX	EBW	FAAAAAAAAAA
F4R CAMERA AIR MIX AND DIST		EBX	M	500000000
F4R TEMPERATURE SENSOR DUCT	4115H	EBXA	ERX	3
F4R TEMPERATURE SENSOR COMPT	4115P	EBXB	EBX	3
F4R DISTRIBUTION DUCT	4113C	EBXC	EBX	1
F4R INSULATION	4113N	EBXD	EBX	U
F4R TEMPERATURE CONTROL VALVE	4114P	EBXE	EBX	A

PGG095.JIRI DATE = 09/16/75

FLIGHT SAFETY PREDICTION TECHNIQUE

000000000111111111222222222233333333334444444444555555555566666666667777777777	12345678901234567890123456789012345678901234567890123456789012345678901234567890			
F4R TEMPERATURE ANTICIPATOR	4115G	EBXF	ERX	2
F4 RADIO RCVR/XMTR AIR		ECG	CT	111111111
F4 AIR DATA COMPUTER AIR		ECJ	UJG	AAAAAAAAA
F4 AIR FILTER	4115A	ECJA	ECJ	1
F4 CADC TEST FITTING	9941X	FCJB	ECJ	2
F4 WATER TRAP	9941W	ECJC	ECJ	2
F4 ANTI G SYSTEM AIR		ECK	EF	SC00020000
F4 ANTI G SYSTEM AIR		ECK	FFA	FAAAAAAAAAA
F4 ANTI G SYSTEM AIR		ECK	EFJ	FAAAAAAAAAA
F4C RADAR REC/TR AIR		ECL	MOCJ	AAAAAAAAAAA
F4D RADAR REC/TR AIR		FCL	MOCJ	AAAAAAAAAAA
F4E RADAR REC/TR AIR		ECL	MOCJ	AAAAAAAAAAA
F4GAZ EL RANGE IND AIR		ECN	MOCJ	111111111
F4BAZ EL RANGE IND AIR		ECN	MOCJ	111111111
F4RREGULATOR AMPL AIR		ECN	MR	111111111
F4 REGULATED AIR DISTRIBUTION		ECQ	ECG	AAAAAAAAAAA
F4C REGULATED AIR DISTRIBUTION		ECQ	ECL	AAAAAAAAAAA
F4D REGULATED AIR DISTRIBUTION		ECQ	ECL	AAAAAAAAAAA
F4E REGULATED AIR DISTRIBUTION		ECQ	ECL	AAAAAAFAAA
F4C REGULATED AIR DISTRIBUTION		ECQ	ECN	AAAAAAAAAAA
F4D REGULATED AIR DISTRIBUTION		ECQ	ECN	AAAAAAAAAAA
F4E REGULATED AIR DISTRIBUTION		ECQ	ECN	AAAAAAAAAAA
F4C AIR FILTER	4115A	ECQA	ECQ	1
F4 REGULATOR, ABSOLUTE PRESSURE	4115P	ECQB	ECQ	A
F4 VALVE, ABSOLUTE PRESSURE RLF	4115C	ECQC	ECQ	5
F4 CHECK VALVE	4115D	ECQD	ECQ	1
F4C FLOW RESTRICTOR VALVE 2FA	9941Z	ECQEX	ECQ	2
F4D FLOW RESTRICTOR VALVE 2EA	9941Z	ECQEX	ECQ	2
F4E FLOW RESTRICTOR VALVE 2FA	4115T	ECQEZ	ECQ	2
F4R FLOW RESTRICTOR VALVE 2FA	4115T	ECQFZ	ECQ	2
F4E CHEMICAL DRYER	9941Y	ECQFZ	ECQ	2
F4 CLEAN AIR		ECR	FCQ	AAAAAAAAAAA
F4 CLEAN AIR		ECR	UEC	AAAAAAAAAAA
F4 AIR FILTER	4115S	ECRA	ECR	1
F4C AIR DRYING		ECS	ECG	111111111
F4D AIR DRYING		ECS	ECG	111111111
F4E AIR DRYING		ECS	ECN	111111111
F4C AIR DRYING		ECS	ECN	111111111
F4D AIR DRYING		ECS	ECN	111111111
F4E AIR DRYING		ECS	ECN	111111111
F4C CHEMICAL DRYER	9941Y	ECSA	ECG	2
F4D CHEMICAL DRYER	9941Y	ECSA	ECG	2
F4E CHEMICAL DRYER	9941Y	ECSA	ECG	2
F4R CAMERA AIR		ECV	MRBA	111111111
F4 OXYGEN		ED	EZ	005AAA000
F4 PILOT OXYGEN		EDA	ED	999999999
F4 EMERGENCY OXYGEN PILOT		EDAA	DDAF	FAAAAAAAAAA
F4 PILOT EMERG. OXYGEN DIST.		EDAA	EDA	K EDAB 00AAAAA00
F4 EMERGENCY O2 SYST	91240	EDAAA	EDAA	A
F4 PILOT NORMAN OXYGEN DIST.		EDAB	EDA	EDAA 003555300
F4 REGULTR, DILUTR DEMAND	4721C	EDABB	EDAL	A

PGG095.JIR1 DATE = 09/16/75

FLIGHT SAFETY PREDICTION TECHNIQUE

```

JJC0000011111111122222222333333333344444444445555555555666666666677777777778
12345678901234567890123456789012345678901234567890123456789012345678901234567890
F4 HOSE OXYGEN FLEX 4721D EDABC LDA8 A
F4 RADAR PILOT OXYGEN ED8 ED 111111111
F4 EMERGENCY OXYGEN RADAR PILOT ED8A DDAG FAAAAAAAAA
F4 R/P EMERG. OXY. DIST ED8A K ED8B 00AAAAA00
F4 EMERG. O2 SYST 91240 ED8AA ED8A A
F4 R/P NORMAL OXY.DIST. ED8B ED8 ED8A 003555300
F4 REGULTR ,DILUTER DEMAND 4721C ED8BB ED8B A
F4 HOSE OXYGEN FLEX 4721D ED8BC ED8B A
F4 OXYGEN SUPPLY EDC DD8E FAAAAAAAAA
F4 NORMAL OXYGEN SUPPLY EDC ED S001555100
F4 NORMAL OXYGEN SUPPLY EDC ED8B FAAAAAAAAA
F4 NORMAL OXYGEN SUPPLY EDC ED8B FAAAAAAAAA
F4 CONVERTER, LIQUID OXYGEN 471AA EDCA ED A
F4 CONTAINER, LIQUID OXYGEN 471AB EDCB ED A
F4 VALVE, FILL BUILDUP : VENT 471AC EDCC ED 2
F4 RELIEF VALVE 471AD EDCD ED 2
F4 CHECK VALVE 471AE EDCE ED 1
F4 VALVE,PRESS DENING : CLOSING471AF EDCF EDC A
F4 LINE, VENT QUICK DISCONNECT 471AH EDCG EDC A
F4 LINE, SUPPLY QUICK DISCONNECT471AJ EDCH EDC A
F4 WARM-UP PLATE 471AK EDCJ EDC A
F4 INTERNAL LIGHTING EE FZ D 022222220
F4 FWD CKP INTERNAL LIGHTING EE EE 888888888
F4 PRIMARY FLIGHT INST LIGHTS EEAA EEAAZ 011111110
F4 LIGHTS INSTRUMENT EDGE 4411L EEAAA EEAA 1
F4 4411L EEAAE EEAA 0
F4 LIGHTING ATTENUATION EEAAZ EEAA 111111111
F4 INST PANEL EMERG RED FLDLITE EEAB EEAAZ 011111110
F4 LIGHTS, CKPT EMERG FLOOD 4411N EEABA EEAB 3
F4 EMERGENCY FLOOD LIGHT CONT 4411C EEABB EEAB A
F4 UTILITY SPOT : FLOOD LIGHT EEAC EEAAZ 011111110
F4 LIGHT,UTILITY SPOT : FLOOD 4411F EEACA EFAC A
F4 CONSOLE, WHITE FLOOD LIGHT EEAD EEAAZ 011111110
F4 LIGHT,READING :FLOOD&WHITE< 4411F EEADA EEAD 5
F4 INT LITE CONT PNL ASSY 4411B EEADB EFAD 5
F4 SECONDARY INST/MAIN PNL LITE EEAE EEAAZ 111111111
F4 INST EDGE LIGHTS 4411L EEAE EEAE 1
F4 CONSOLE RED FLOOD LIGHTS EEAF EEAAZ 011111110
F4 FLOOD LIGHT ASSY RED CONSOLE4411D EEAFA EEAF 2
F4 INT LIGHT CONT PNL ASSY 4411B EEAFB EEAF 1
F4 STANDBY COMPASS LIGHT EEAG FEAAZ 000000000
F4 INSTRUMENT EDGE LIGHT 4411L EEAGA EEAG A
F4 INT LIGHT CONT PNL ASSY 4411B EEAGB EEAG 1
F4 PRI FLT INST LITE SELECTION EEAH DC 111111111
F4 PRI FLT INST LITE SELECTION EEAH EEAAZ S111111111
F4 PRI FLT INST LITE SELECTION EEAH EEAE FAAAAAAAAAA
F4 PRI FLT INST LITE SELECTION EEAH EEAM FAAAAAAAAAA
F4 PRI FLT INST LITE SELECTION EEAH EEAM FAAAAAAAAAA
F4 PRI FLT INST LITE SELECTION EEAH EEAN FAAAAAAAAAA
F4 PANEL ASSY INT CKPT LITECONT4411B EEAHA EEAH A

```

PG0095.J1R1 DATE = 09/16/75

FLIGHT SAFETY PREDICTION TECHNIQUE

00000000111111111222222223333333334444444445555555556666666667777777778			
1234567890123456789012345678901234567890123456789012345678901234567890			
F4 CONSOLE/UTILITY LITE SELECT	EEAJ	FEAAZ	S011111110
F4 CONSOLE/UTILITY LITE SELECT	EEAJ	EEAF	F111111111
F4 CONSOLE/UTILITY LITE SELECT	EEAJ	EEAG	FAAAAAAAAAA
F4 CONSOLE/UTILITY LITE SELECT	EEAJ	EEAP	FAAAAAAAAAA
F4 CONSOLE/UTILITY LITE SELECT	EEAJ	EEAQ	FAAAAAAAAAA
F4 INT LITE CONT PNL ASSY 4411B	EEAJA	EEAJ	5
F4STBY ATTITUDE IND LIGHT	EEAL	EEAAZ K DBEH	000000010
F4RSTBY ATTITUDE IND LIGHT	EEAL	EEAAZ K DBEH	000000010
F4RSTBY ATTITUDE IND LIGHT	EEAL	EEAAZ K DBEH	000000010
F4D INST EDGE LIGHT 4411L	EEALA	EEAL	A
F4E INST EDGE LIGHT 4411L	EEALA	EEAL	A
F4R INST EDGE LIGHT 4411L	EEALA	EEAL	A
F4D AI INTENSITY CONT 9944E	EEALB	EEAL	A
F4E AI INTENSITY CONT 9944E	EEALB	EEAL	A
F4R AI INTENSITY CONT 9944E	EEALB	EEAL	A
F4PRIMARY FLIGHT INST LIGHTS	EEAM	EEAAZ	000000010
F4RPRIMARY FLIGHT INST LIGHTS	EEAM	EEAAZ	000000010
F4F INST EDGE LIGHTS 4411L	EEAMA	EEAM	1
F4R INST EDGE LIGHTS 4411L	EEAMA	EEAM	1
F4F INTENSITY CONTROL 6EA 9944F	EEAMB	EEAM	1
F4R INTENSITY CONTROL 6EA 9944F	EEAMB	EEAM	1
F4 POWER REDUCER	EEAN	EEAA	R88888888
F4DPOWER REDUCER	EEAN	EEAL	J00000010
F4FPOWER REDUCER	EEAN	EEAL	000000010
F4RPOWER REDUCER	EEAN	EEAL	000000010
F4 AUTO XFORMER 9944G	EEANA	EEAN	A
F4 CONTROL PANEL LIGHTS	EEAP	FEAAZ	111111111
F4 COCKPIT FLOOD LIGHTS 4411M	EEAPA	EEAP	1
F4 UTILITY/PROPULSION IND LITES	EEAQ	EEAAZ	011111110
F4 INST EDGE LIGHTS 4411L	EEAQA	EEAQ	1
F4 AUTO XFORMER 9944D	EEAQB	EEAQ	A
F4 AFT CKPT INTERIOR LIGHTING	EEB	EE	J00000000
F4 INSTRUMENT LIGHTS	EEBA	EEB	G11111110
F4 INST EDGE LIGHTS 4411L	EERAA	EEBA	1
F4 INST EDGE LIGHTS 4411L	EERAB	EEBA	0
F4 AUTO XFORMER 9944H	EERAC	EEBA	A
F4 RED FLOOD LIGHTS	EEBB	EEB	011111110
F4 FLOOD-LIGHT, RED CONSOLE & AFT 4412C	EEBBA	EEBB	2
F4 INT LIGHT CONTROL PNL 4412A	EEBBB	EEBB	5
F4 WHITE FLOOD LIGHTS	EEBC	EEB	011111110
F4 LIGHT 9944C	EEBCA	EEBC	5
F4 INT LIGHT CONTROL PNL 4412A	EEBCB	EEBC	5
F4 UTILITY SPOT : FLOOD LIGHT	EEBD	EEB	011111110
F4 LIGHT 9944B	EEBDA	EEBD	A
F4 STBY COMPASS LIGHT	EEBE	EEB	000000000
F4 LIGHT 9944A	EEBEA	EEBE	A
F4 INT LIGHT CONTROL PNL 4412A	EEBEB	EEBE	5
F4 LIGHT SELECT INST LIGHT	EEBF	EEB	S011111110
F4 LIGHT SELECT INST LIGHTS	EEBF	EEBA	FAAAAAAAAAA
F4 LIGHT SELECT INST LIGHT	EEBF	EEBK	FAAAAAAAAAA

PGG095.JIR1 DATE = 09/16/75

FLIGHT SAFETY PREDICTION TECHNIQUE

```

0000000011111111222222223333333333444444444455555555566666666677777777778
1234567890123456789012345678901234567890123456789012345678901234567890
F4 PANEL,CKPT INTERIOR LIGHT 4412A EEBFA EEBF A
F4 INSTRUMENT LIGHTS FUSE 4412B EEBFB EEBF A
F4 CONSOL LIGHT SELECT EEBG FEB S111111111
F4 CONSOL LIGHT SELECT EEBG FEBB F111111111
F4 CONSOL LIGHT SELECT EEBG EEBE FAAAAAAAAA
F4 CONSOL LIGHT SELECT EEBG EEBH FAAAAAAAAA
F4 CONSOL LIGHT SELECT EEBG FEBJ FAAAAAAAAA
F4 INT LIGHT CONTROL PNL 4412A EEBGA FEBG 5
F4 FUSE 9944M EEBGB FEBE A
F4 FUSE 9944M EEBGB EEBH A
F4 FUSE 9944M EEBGB EEBJ A
F4 CONSOLE LIGHTS EEBH FEB 111111111
F4 INST EDGE LIGHTS 4411L EEBHA FEBK 1
F4 LIGHT 9944J EEBHB EEBH 1
F4 LOX INDICATOR LIGHT FEBJ FEB 00000000
F4 LIGHT 9944K EEBJA EEBJ A
F4 AUTO XFORMER 9944L EEBJB EEBJ A
F4 MAIN INST AND EMERG PNL LITE FEBK FEB 011111110
F4 G-LOAD CONDITIONING EF EZ 001111100
F4 PILOT ANTI G EFA EF 000020000
F4 ANTI-G SUIT CSU-3/P 9613A EFAA EFA A
F4 AUTOMATIC ANTI G CONTROL EFB EFA 555555555
F4 ANTI-G VALVE 4141A EFB A
F4 MANUAL ANTI G CONTROL EFC EFA 555555555
F4 ANTI-G-VALVE 4141A EFCA EFC A
F4 RADAR PILOT ANTI G EFD EF 000020000
F4 ANTI G SUIT CSU-3/P 9613A EFDA EFD A
F4 AUTOMATIC ANTI-G CONTROL EFF EFD 555555555
F4 ANTI-G VALVE 4142A EFEA EFE A
F4 MANUAL ANTI-G CONTROL EFF EFD 555555555
F4 4 ANTI-G VALVE 4142A EFFA EFF A
F4 DIST INSTRUMENT 28VAC BUS EG EFAF 111111111
F4 DIST INSTRUMENT 28VAC BUS EG FEBG 111111111
F4 DIST BATTERY BUSS EH EFAD AAAAAAAAAA
F4 DIST BATTERY BUSS EH EEB CAAAAAAAAA
F4 AIRSPEED PITOT HEATER EJB DUBC A AAAAAAAAAA
F4 PITOT STATIC TUBE,HTR 511CA EJBA FJB A
F4 FEEL TRIM/VENTURI PITOT HTR EJC FAC A 111111121
F4 STAB FEEL PRESS PICK UP HTR 1433G EJCA EJC 8
F4 STAB FEEL VENTURI HTR 1433H EJCB EJC 2
F4 PITOT HEAT SELECT EJD EJB AAAAAAAAAA
F4 PITOT HEAT SELECT EJD EJC AAAAAAAAAA
F4 SWITCH 9951A EJDA EJD A
F4 BELLMOUTH HEATER LEJE LBBKE A 000111000
F4 R BELLMOUTH HEATER REJE RBBKE A 000111000
F4 BELLMOUTH PITOT TUBE HTR 1132J LEJEA LEJE A
F4 BELLMOUTH PITOT TUBE,HTR 1132J REJEA REJE A
F4 L.ENGINE ANTI ICE LEJF LBBHB A 001222100
F4 L.ENGINE ANTI ICE LEJF LEJFC FAAAAAAAAA
F4 R.ENGINE ANTI ICE REJF RBBHB A 001222100

```

PG095.J1R1 DATE = 09/16/75

FLIGHT SAFETY PREDICTION TECHNIQUE

000000001111111122222222233333333344444444445555555556666666667777777778			
1234567890123456789012345678901234567890123456789012345678901234567890			
F4 R.ENGINE ANTI ICE	REJF	REJFC	FAAAAAAAAA
F4 ANTI ICE SELECT	EJFA	B A	S001222100
F4 ANTI ICE SELECT	EJFA	LEJF	FAAAAAAAAA
F4 ANTI ICE SELECT	EJFA	REJF	FAAAAAAAAA
F4 PRESSURE INDICATING SWITCH2397C	REJFA	REJFC	A
F4 ANTI ICE AIR VALVE L.ENG 2397A	LEJFAA	LEJF	A
F4 ANTI ICE AIR VALVER.ENG 2397A	REJFAA	REJF	A
F4 ANTI ICE VALVE SOL L.ENG 2397B	LEJFAB	LEJF	A
F4 ANTI ICE VALVE SOL R.ENG 2397B	REJFAB	REJF	A
F4 SELECTOR SWITCH 9923Z	EJFAC	FJFB	A
F4 PILOT ACTION	EJFB	EJFA	AAAAAAAAA
F4 L.ENG ANTI ICE ON STATUS	LEJFC	DCN	011111110
F4 R.ENG ANTI ICE ON STATUS	REJFC	DCN	011111110
F4 R.VERTICAL 4411A	LEJFCB	LEJFC	2
F4 R.VERTICAL 4411A	REJFCB	REJFC	2
F4 MASTER CAUTION LIGHT 4411G	LEJFCC	LEJFC	1
F4 MASTER CAUTION LIGHT 4411G	REJFCC	REJFC	1
F4 ANGLE OF ATTACK PROBE HEATE	EJG	DBFF A	AAAAAAAAA
F4 ANGLE OF ATTACK PROBE HTR 513E0	EJGA	EJG	A
F4 ANGLE OF ATTACK CASE HEATER	EJH	DBFF	111111111
F4 ANGLE OF ATTACK CASE HTR 513E0	EJHA	EJH	A
F4 LANDING GEAR INTERLOCK CONT	EJJ	DBFC	FAAAAAAAAA
F4 LANDING GEAR INTERLOCK CONT	EJJ	DBFD	FAAAAAAAAA
F4 LG INTERLOCK CONTROL	EJJ	LEJE	FAAAAAAAAA
F4 LG INTERLOCK CONTROL	EJJ	REJE	FAAAAAAAAA
F4 LG INTERLOCK CONTROL	EJJ	EJG	AAAAAAAAA
F4 LG INTERLOCK CONTROL	EJJ	EJH	111111111
F4 LG INTERLOCK CONTROL	EJJ	EJJK	S111111111
F4 LG INTERLOCK CONTROL	EJJ	EJL	AAAAAAAAA
F4 BELLMOUTH HEATER ATTENUATN	EJJK	B A	S111111111
F4 CADC INTERLOCK CONTROL	EJK	EJH	111111111
F4 ELECT RESIST THERMU HEATER	EJL	UJH A	AAAAAAAAA
F4 ELECT RESIST TEMP XMTR HTR 513D0	EJLA	EJL	A
F4 LIGHTING	EK	EXZ D	111111111
F4 FUSELAGE : TAIL LGHTING	EKA	EK	000000000
F4 UPPER FUSELAGE LIGHT 4422A	EKAA	EKA	8
F4 LOWER FUSELAGE LIGHT RIGHT 4422B	REKAB	EKA	1
F4 LOWER FUSELAGE LIGHT LEFT 4422B	LEKABB	EKA	1
F4 TAIL LIGHT 4422C	EKAC	EKA	8
F4 TRANSFORMER 7EA 4421B	EKAD	EKA	1
F4 EXTERIOR LIGHT CONT PNL 4421A	EKAE	FKA	2
F4 ANTI-COLLISION LIGHTING	EKB	EK	000000000
F4 ANTI-COLLISION LIGHT 4422D	EKBA	EKB	A
F4 EXTERIOR LIGHT CONT PNL 4421A	EKBB	EKB	3
F4 TAXI LIGHTING	EKC	EK	100000001
F4 TAXI LIGHTING 4422E	EKCA	EKC	A
F4 LEFT THROTTLE LEVER 2396B	EKCB	EKC	A
F4 LANDING LIGHTING	EKD	EK	000000000
F4 LANDING LIGHT 4422F	LEKDA	EKD	A
F4 LEFT THROTTLE LEVER 2396B	EKDB	EKD	A







PGG095.J1R1 DATE = 09/16/75

FLIGHT SAFETY PREDICTION TECHNIQUE

00000000111111112222222233333333334444444455555555666666666677777777778  
12345678901234567890123456789012345678901234567890123456789012345678901234567890

F4	SKIN OUTBOARD UPPER	1431V	RFAAF	FAA	1
F4	SKIN INBOARD LE LOWER	1431U	LFAAG	FAA	1
F4	SKIN INBOARD LE LOWER	1431U	RFAAG	FAA	1
F4	SKIN INBOARD LE UPPER	1431T	LFAAH	FAA	1
F4	SKIN INBOARD LE UPPER	1431T	RFAAH	FAA	1
F4	SKIN BOX LOWER OUTBOARD	1431S	LFAAJ	FAA	1
F4	SKIN BOX LOWER OUTBOARD	1431S	RFAAJ	FAA	1
F4	SKIN BOX UPPER OUTBOARD	1431R	LFAAK	FAA	1
F4	SKIN BOX UPPER OUTBOARD	1431R	RFAAK	FAA	1
F4	SKIN BOX LOWER CEENTER	1431P	LFAAL	FAA	1
F4	SKIN BOX LOWER CEENTER	1431P	RFAAL	FAA	1
F4	SKIN BOX UPPER CENTER	1431N	LFAAM	FAA	1
F4	SKIN BOX UPPER CENTER	1431N	RFAAM	FAA	1
F4	HINGE FITTING ASSY RIGHT	1431M	FAAN	FAA	5
F4	HINGE FITTING ASSY LEFT	1431L	FAAP	FAA	5
F4	STAB HORN ACTUATOR	1431K	FAAQ	FAA	8
F4E	STABILATOR TIP	1431J	LFAAR	FAA	0
F4E	STABILATOR TIP	1431J	RFAAR	FAA	0
F4E	SLOTTED LEAD EDGE SKIN	1431H	LFAAS	FAA	1
F4E	SLOTTED LEAD EDGE SKIN	1431H	RFAAS	FAA	1
F4E	SLOTTED LEAD EDGE SKIN	1431G	LFAAT	FAA	1
F4E	SLOTTED LEAD EDGE SKIN	1431G	RFAAT	FAA	1
F4E	SLOTTED LEAD EDGE SKIN	1431F	LFAAU	FAA	1
F4E	SLOTTED LEAD EDGE SKIN	1431F	RFAAU	FAA	1
F4E	SLOTTED LEAD EDGE SKIN	1431E	LFAAV	FAA	1
F4E	SLOTTED LEAD EDGE SKIN	1431E	RFAAV	FAA	1
F4	STABILATOR COVER PLATE	1431D	LFAAW	FAA	2
F4	STABILATOR COVER PLATE	1431D	RFAAW	FAA	2
F4	ALUMINUM T/E HONEYCOMB	1431C	FAAX	FAA	5
F4	STEEL TIE HONEYCOMB	1431B	FAAY	FAA	5
F4	STABILATOR ASSEMBLY	14310	FAAZ	FAA	A
F4	CONTROL SURFACE MOVEMENT		FAB	FA	AAAAAAAAA
F4	STABILATOR POWER CONT CYL	1432F	FABA	FAB	A
F4	STABILATOR HYD SWIVELS	1432J	FABB	FAB	1
F4C	CHECK VALVE	1432K	FABC	FAB	1
F4D	CHECK VALVE	1432K	FABC	FAB	1
F4R	CHECK VALVE	1432K	FABC	FAB	1
F4C	STABILATOR COLLAR	1432L	LFABD	FAB	1
F4C		1432L	RFABD	FAB	1
F4C	LUG RESTRAINT STRAP	1432M	FABE	FAB	0
F4E	SERVO VALVE	1432H	LFABF	FAB	3
F4E	SERVO ALVE	1432H	RFABF	FAH	3
F4	FEEL FORCE/FEEL TRIM		FAC	DCU	FAAAAAAAAAA
F4	FEEL FORCE, FEEL TRIM		FAC	FAB	000111000
F4	FEEL FORCE FEEL TRIM		FAC	FAE	FAAAAAAAAAA
F4	STABILATOR FEEL TRIM ACT.	1433A	FACA	FAC	2
F4	STABILATOR FEEL TRIM BELL	1433B	FACB	FAC	2
F4	STABILATOR FEEL TRIM VENT	1433H	FACC	FAC	2
F4	STAB OVER RIDE SPRING	1433F	FACD	FAC	1
F4C	STAB PRESS PICKUP PROBE R	1433E	FACEX	FAC	2

PGG095.JIR1 DATE = 09/16/75

FLIGHT SAFETY PREDICTION TECHNIQUE

00000000111111112222222222333333333344444444445555555555666666666677777777778	12345678901234567890123456789012345678901234567890123456789012345678901234567890
F4C STAB PRESS PICKUP PROBE R 1433E	FACEX FAC 2
F4E TAB PRESS PICKUP PROBE R 1433E	FACEX FAC 2
F4C STAB PRESS PICKUP PROBE W 1433G	FACEY FAC 2
F4D TAB PRESS PICKUP PROBE W 1433G	FACEY FAC 2
F4E TAB PRESS PICKUP PROBE W 1433G	FACEY FAC 2
F4R STAB PRESS PICKUP PROBE 1433G	FACEY FAC 2
F4 STABILATOR FEEL BALNC ASSY 1433L	FACEY FAC 1
F4 STABILATOR FORCE LINK SW 1433M	FACEY FAC 1
F4 STABILATOR FORCE LINK SPRG 1433N	FACEY FAC 1
F4 STABILATOR COUNTER WEIGHT 1433P	FACEY FAC 0
F4 VISCOVS DAMPING	FAD FAC 111111111
F4 STABILATOR FEEL TRM VISC 1433D	FAD FAC 1
F4 PITCH TRIM INITIATOR	FAE FAC F111111111
F4 PITCH TRIM INITIATOR	FAE FAM 111111111
F4 PITCH TRIM SWITCH FRONT 1411A	FAEA FAC 2
F4 PITCH TRIM RELAY PANEL 1433J	FAEB FAC A
F4D PITCH TRIM SWITCH AFT 1411F	FAEC FAC 0
F4L PITCH TRIM SWITCH AFT 1411F	FAEC FAC 0
F4R PITCH TRIM SWITCH AFT 1411F	FAEC FAC 0
F4C PITCH TRIM SWITCH AFT 1412A	FAEC FAC 0
F4 MAANUAL INIYIATE	FAE FAL 0A111111AA
F4 MECHANICAL LINK	LFAG FAB 111111111
F4 MECHANICAL LINK	RFAG FAB 111111111
F4 LH LONGITUDINAL BELLCRANK 1435A	LFAGA LFAG A
F4 RH LONGITUDINAL BELLCRANK 1435A	RFAGA RFAG A
F4 LH LONG CONTROL RODS 1435B	LFAGB LFAG A
F4 RH LONG. CONTROL RODS 1435B	RFAGB RFAG A
F4 LH LONGITUDINAL CABLES 1435C	LFAGC LFAG A
F4 RH LONGITUDINAL CABLES 1435C	RFAGC RFAG A
F4 LH FWD STABIL. BELLCRANK 1435D	LFAGD LFAG A
F4 RH FWD STABIL. BELLCRANK 1435D	RFAGD RFAG A
F4 AFT STABIL. TORQ TUBE 1435E	FAGE FAB 1
F4 115 VAC	FAH FAC 222222222
F4 2B VDC ESSENTIAL	FAJ FAC 222222222
F4 ATTENUATION	FAK FAM 111111111
F4 PITCH INIYIATE	FAL FAB AA55555AA
F4 AUTO INITIATE	FAM FAL 000111000
F4LAUX HYD PRESSURE	FAX DCME AAAAAAAAAA
F4RAUX HYD PRESSURE	FAX DCME AAAAAAAAAA
F4D AUXILLIARY HYDRAULIC PWR	FAX K FAZ AAAAAAAAAA
F4E AUXILLIARY HYD PWR	FAX K FAZ AAAAAAAAAA
F4RAUXILLIARY HYD PWR	FAX K FAZ AAAAAAAAAA
F4E HYDRAULIC PRESSURR SWITCH 1436F	FAXU FAX 0
F4R HYDRAULUC PRESSURE SWITCH 1436F	FAXU FAX 0
F4E RELIEF VALVE 1436E	FAXV FAX 5
F4R RELIEF VALVE 1436E	FAXV FAX 5
F4E AUX HYDRAULIC MANIFOLD 1436D	FAXW FAX 5
F4R AUX HYDPAULIC MANIFOLD 1436D	FAXW FAX 5
F4E REJECT TEST SWITCH 1436C	FAXX FAX 7
F4R REJECT TEST SWITCH 1436C	FAXX FAX 7



PRG095.JIR1 DATE = 09/16/75

FLIGHT SAFETY PREDICTION TECHNIQUE

000000001111111112222222223333333334444444445555555556666666667777777778  
12345678901234567890123456789012345678901234567890123456789012345678901234567890

F4	ROLL LEFT		LFCA	FC	JA99999A0
F4	ROLL RIGHT		RFCA	FC	OA99999A0
F4	LEFT SPOILER POSITIONING		LFCA	LFCA	221111127
F4	R SPOILER POSITIONING		RFCA	RFCA	221111122
F4	LEFT INBOARD SPOILER	14230	LFCA	LFCA	2
F4	RIGHT INBOARD SPOILER	14230	RFCA	RFCA	2
F4	LEFT OUTBOARD SPOILER	14240	LFCA	LFCA	3
F4	RIGHT OUTBOARD SPOILER	14240	RFCA	RFCA	3
F4	LEFT AILERON POSITIONING		LFCA	LFCA	221111122
F4	RIGHT AILERON POSITIONING		RFCA	RFCA	221111122
F4	LEFT AILERON	14210	LFCA	LFCA	A
F4	RIGHT AILERON	14210	RFCA	RFCA	A
F4	L TRAIL EDGE HONEYCOMB	1421A	LFCA	LFCA	7
F4	R TRAIL EDGE HONEYCOMB	1421A	RFCA	RFCA	7
F4	LEFT HINGE HALF ZEA	1421C	LFCA	LFCA	2
F4	RIGHT HINGE HALF ZEA	1421C	RFCA	RFCA	2
F4	AILERON SKIN LOWER	1421D	LFCA	LFCA	3
F4	AILERON SKIN LOWER	1421D	RFCA	RFCA	3
F4	AILERON SKIN UPPER	1421E	LFCA	LFCA	3
F4	AILERON SKIN UPPER	1421E	RFCA	RFCA	3
F4	AILERON SKIN RIB 139.82	1421F	LFCA	LFCA	1
F4	AILERON SKIN RIB 139.82	1421F	RFCA	RFCA	1
F4	AILERON SKIN RIB 155.44	1421G	LFCA	LFCA	1
F4	AILERON SKIN RIB 155.44	1421G	RFCA	RFCA	1
F4	LEFT AILERON DAMPER		LFCA	LFCA	111111111
F4	RIGHT AILERON DAMPER		RFCA	RFCA	111111111
F4	L AIL VISC DAMP	1422A	LFCA	LFCA	1
F4	R AIL VISC DAMP	1422A	RFCA	RFCA	1
F4	LEFT SPOILER ACTUATION		LFCA	LFCA	AAAAAAAAA
F4	RIGHT SPOILER ACTUATION		RFCA	RFCA	AAAAAAAAA
F4	L OUTBD SPOIL PWR CYLINDER	1425B	LFCA	LFCA	A
F4	R OUTBD SPOIL PWR CYL	1425E	RFCA	RFCA	A
F4	L SPOIL DUAL SERVO VALVE	1425C	LFCA	LFCA	A
F4	R SPOIL DUAL SERVO VALVE	1425H	RFCA	RFCA	A
F4	L SPOIL HYD SWIVELS	1425E	LFCA	LFCA	1
F4	R SPOIL HYD SWIVELS	1425E	RFCA	RFCA	1
F4	L INBOARD SPOIL PWR CYL	1425D	LFCA	LFCA	A
F4	R INBD SPOIL PWR CYL	1425D	RFCA	RFCA	A
F4	L AILERON ACTUATION		LFCA	LFCA	AAAAAAAAA
F4	RIGHT AILERON ACTUATION		RFCA	RFCA	AAAAAAAAA
F4	L AILERON PWR CONT CYL	1422B	LFCA	LFCA	A
F4	R AILERON PWR CONT CYL	1422B	RFCA	RFCA	A
F4	L AILERON HYD SWIVELS	1422E	LFCA	LFCA	1
F4	R AILERON HYD SWIVELS	1422E	RFCA	RFCA	1
F4	LEFT TRANSMISSION		LFCA	FC	S010000120
F4	LEFT TRANSMISSION		LFCA	LFCA	FAAAAAAAAAA
F4	LEFT TRANSMISSION		LFCA	LFCA	FAAAAAAAAAA
F4	LEFT TRANSMISSION		LFCA	FFDB	FAAAAAAAAAA
F4	RIGHT TRANSMISSION		RFCA	FC	S010000120
F4	RIGHT TRANSMISSION		RFCA	RFCA	FAAAAAAAAAA

PG0095.JIR1 DATE = 09/16/75

FLIGHT SAFETY PREDICTION TECHNIQUE

0000000011111111122222222223333333333444444444455555555556666666667777777778  
1234567890123456789012345678901234567890123456789012345678901234567890

F4	RIGHT TRANSMISSION		RFCJ	RFCJ	FAAAAAAAAA
F4	RIGHT TRANSMISSION		RFCJ	FFHB	FAAAAAAAAA
F4	L LATERAL BELLCRANKS	1427A	LFCJA	LFCJ	A
F4	R LATERAL BELLCRANKS	1427A	RFCJA	RFCJ	A
F4	L LAT WALKING BEAM BELLCR	1427B	LFCJB	LFCJ	A
F4	R LAT WALKINGBEAM BELLCRA	1427B	RFCJB	RFCJ	A
F4	L LATERAL CONTROL RODS	1427C	LFCJC	LFCJ	A
F4	R LATERAL CONTROL RODS	1427C	RFCJC	RFCJ	A
F4	LAT OVER RIDE SPRING CART	1427D	LFCJD	LFCJ	0
F4	LAT OVER RIDE SPRING CART	1427D	RFCJD	RFCJ	0
F4	LAT SERVES SERVO ACTUATOR	1428A	LFCJE	LFCJ	8
F4	LAT SERVES SERVO ACTUATOR	1428A	RFCJE	RFCJ	8
F4	SPOIL FOLLOW-UP TORQUE TUBE	1427E	LFCJF	LFCJ	1
F4	SPOIL FOLLOW-UP TORQUE TUBE	1427E	RFCJF	RFCJ	1
F4	CONTROL SURFACE ACTUATION		FCK	FC	SAAAAAAAAA
F4	CONTROL SURFACE ACTUATION		FCK	LFCJ	FAAAAAAAAA
F4	CONTROL SURFACE ACTUATION		FCK	RFCJ	FAAAAAAAAA
F4	AFC5 INITIATION		FCL	FCK	00011000
F4	ROLL STAB AUGMENTATION		FCM	FCL	11111111
F4	MANUAL INITIATION		FCN	FCK	AA11111AA
F4D	FWD CKPT CONTROL STK YOKE	1411C	FCNA	FAF	8
F4E	FWD CKPT CONTROL STK YOKE	1411C	FCNA	FAF	8
F4R	FWD CKPT CONTROL STK YOKE	1411C	FCNA	FAF	8
F4C	FWD CKPT CONTROL STK YOKE	14110	FCNA	FAF	8
F4D	FWD CKPT CONTROL STK YOKE	1411C	FCNA	FCN	8
F4E	FWD CKPT CONTROL STK YOKE	1411C	FCNA	FCN	8
F4R	FWD CKPT CONTROL STK YOKE	1411C	FCNA	FCN	8
F4C	FWD CKPT CONTROL STK YOKE	14110	FCNA	FCN	8
F4	FWD CKPT STICK GRIP	1411A	FCNB	FCN	4
F4C	FWD CKPT CONTROL STICK	1411B	FCNC	FAF	8
F4D	FWD CKPT CONT. STICK	14110	FCNC	FAF	8
F4E	FWD CKPT CONT STICK	1411C	FCNC	FAF	8
F4R	FWD CKPT CONT STICK	14110	FCNC	FAF	8
F4C	FWD CKPT CONTROL STICK	1411B	FCNC	FCN	8
F4D	FWD CKPT CONT STICK	14110	FCNC	FCN	8
F4E	FWD CKPT CONT STICK	14110	FCNC	FCN	8
F4R	FWD CKPT CONT STICK	14110	FCNC	FCN	8
F4C	AFT CKPT STICK GRIP	1412A	FCND	FAF	0
F4C	AFT CKPT STICK GRIP	1412A	FCND	FCN	0
F4D	AFT CKPT STICK GRIP	1411F	FCNE	FAF	0
F4E	AFT CKPT STICK GRIP	1411F	FCNE	FAF	0
F4R	AFT CKPT STICK GRIP	1411F	FCNE	FAF	0
F4C	AFT CKPT STICK GRIP	1411F	FCNE	FCN	0
F4D	AFT CKPT STICK GRIP	1411F	FCNE	FCN	0
F4E	AFT CKPT STICK GRIP	1411F	FCNE	FCN	0
F4R	AFT CKPT STICK GRIP	1411F	FCNE	FCN	0
F4C	AFT CKPT CONT STICK INSTAL	1411L	FCNF	FAF	0
F4C	AFT CKPT CONT STICK INSTAL	1411L	FCNF	FAF	0
F4D	AFT CKPT CONT STICK INSTAL	1411L	FCNF	FAF	0
F4E	AFT CKPT CONT STICK INSTAL	1411L	FCNF	FCN	0
F4R	AFT CKPT CONT STICK INSTAL	1411L	FCNF	FCN	0
F4C	AFT CKPT CONT STICK INSTAL	1411L	FCNF	FCN	0
F4D	AFT CKPT CONT STICK INSTAL	1411L	FCNF	FCN	0
F4E	AFT CKPT CONT STICK INSTAL	1411L	FCNF	FCN	0

PGG95.J1R1 DATE = 09/16/75

FLIGHT SAFETY PREDICTION TECHNIQUE

```

0000000011111111222222223333333333444444445555555566666666777777778
1234567890123456789012345678901234567890123456789012345678901234567890
F4R AFT CKPT CONT STICK INSTAL 1411L FCNF FCN 0
F4C AFT CKPT CONT STICK INSTAL 1412B FCNG FAF 0
F4C AFT CKPT CONT STICK INSTAL 1412B FCNG FCN 0
F4 FEEL FORCE ACTUATION FCP FCN 111111111
F4 L LAT ROTARY TRM ACTUATOR 1426A LFCPA FCP 3
F4 R LAT ROTARY TRM ACTUATOR 1426A RFCPA FCP 3
F4 L LAT SPG CART/SCRW JK AC1426E LFCPB FCP 0
F4 R LAT SPG CART/SCRW JK AC1426E RFCPB FCP 0
F4 L LAT TRM FLY DRIVE SHAFT 1426E LFCPC FCP 3
F4 R LAT TRM FLX DRIVE SHAFT 1426E RFCPC FCP 3
F4 ROLL TRIM INITIATE FCP FCP AAAAAAAAAA
F4 115 VDC FCT FCP AAAAAAAAAA
F4 28 VDC FCU FCR AAAAAAAAAA
F4 AUTOPILOT FCY FCM 111111111
F4 SPEED CONTROL AIR BRAKE FD F 000500000
F4 LEFT SPEED BRAKE LFDA FD 555555555
F4 LEFT SPEED BRAKE LFDA LFDA FAAAAAAAAAA
F4 RIGHT SPEED BRAKE RFDA FD 555555555
F4 RIGHT SPEED BRAKE RFDA RFDA FAAAAAAAAAA
F4 L SPEED BRAKE ASSEMBLY 1461G LFDAA LFDA A
F4 R SPEED BRAKE ASSEMBLY 1461G RFDAA RFDA A
F4 UPPER SPEEDBRAKE SKIN 1461A LFDAB LFDA 1
F4 UPPER SPEED BRAKE SKIN 1461A RFDAB RFDA 1
F4 SPEED BRAKE LOWER SKIN 1461R LFDAC LFDA 1
F4 SPEED BRAKE LOWER SKIN 1461R RFDAC RFDA 1
F4 LEFT SPEED BRAKE ACTUATION LFDB LFDA AAAAAAAAAA
F4 RIGHT SPEED BRK ACTUATION RFD B RFDA AAAAAAAAAA
F4 LEFT SPEED BRAKE ACTUATOR 1462D LFDDB LFDA A
F4 RIGHT SPEED BRK ACTUATOR 1462D RFDDB RFDA A
F4 COMMON SPEED BRAKE ACT FDC FD SAAAAAAAAAA
F4 COMMON SPEED BRAKE ACT FDC LFDB FAAAAAAAAAA
F4 COMMON SPEED BRAKE ACT FDC RFDB FAAAAAAAAAA
F4 SELECTOR VALVE 1462A FDCA FDC A
F4 FLOW DIVIDER 1462C FDCP FDC 5
F4 HYDRAULIC CHECK VALVE 1462E FDCC FDC 2
F4 SPEED BRAKE HYD SWIVELS 1462F FDCE FDC 2
F4 SPEEDBRAKE POWER CYLNDK 1462D FDCE FDC A
F4 SPEED BRAKE INITIATE FDD FDC AAAAAAAAAA
F4 FWD COCKPIT SWITCH CONTRL 1462G FDDA FDD 1
F4 AFT COCKPIT SWITCH CONTRL 1462H FDD B FDD 2
F4C 28 VDC FDD FDD AAAAAAAAAA
F4D 28 VDC FDD FDD AAAAAAAAAA
F4R 28 VDC FDD FDD AAAAAAAAAA
F4 L SPEED BRK POSIT SENSED LFDX FDY AAAAAAAAAA
F4 R SPEED BRAKE POSIT SENSED RFDX FDY AAAAAAAAAA
F4C SPEED BRAKE POSITION SWW 1463C LFDXW LFDX 2
F4D SPEED BRAKE POSIT SWITCH 1463C RFDXW RFDX 2
F4D BRAKE POSITION SWITCH 1463C LFDXY LFDX 2
F4C BRAKE POSITION SWITCH 1463C RFDXY RFDX 2
F4 SPEED BRAKE POSIT INDICATE FDY FDZ 111111111

```

PGG095.JIR1 DATE = 09/16/75

FLIGHT SAFETY PREDICTION TECHNIQUE

00000000111111112222222233333333444444445555555566666666777777778  
12345678901234567890123456789012345678901234567890123456789012345678901234567890

F4	SPEED BRAKE WARNING LIGHT F1463A	FUY	FUY	1
F4	SPEED BRAKE WARNING LIGHT R1463A	FYZ	FYZ	1
F4	PILOT ACTION	FUZ	FUC	AAAAAAAAAA
F4	LIFT AUGMENTATION	FF	F	010000030
F4	LIFT AUGMENTATION	FE	F	010000030
F4	LIFT AUGMENTATION	FF	F	010010030
F4	LIFT AUGMENTATION	FE	F	010000030
F4	BLC SYSTEM	FEA	FE	000000010
F4	LEFT BOUNDARY LAYER CONTROL	FEAA	FEA	AAAAAAAAAA
F4	LEFT BOUND LAYER CONT	FLAA	FEAX	F555555555
F4	TRAILING EDGE BLC	LFEAAA	FEAA	33333333
F4	TE BLC	RFEAAA	FEAB	33333333
F4	LEFT VALVE, SHUT OFF	4152B LFEAAAA	LFEAAA	A
F4	RIGHT VALVE SHUTOFF	4153E RFEAAAA	RFEAAA	A
F4	LEFT DUCT	4153F LFEAAB	LFEAAA	A
F4	RIGHT DUCT	4153G RFEAAB	RFEAAA	A
F4	LEADING EDGE OUTBD BLC	LFEAAB	FEAA	33333333
F4	LE OUTBD BLC	RFEAAB	FEAB	33333333
F4	L CHAMBER INBOARD&OUTBD	4151B LFEAABA	LFEAAB	A
F4	R CHAMBER INNER, OUTBOARD	4151H RFEAABA	RFEAAB	A
F4	L CHAMBER CENTER	4151C LFEAABB	LFEAAB	A
F4	R CHAMBER CENTER	4151J RFEAABB	RFEAAB	A
F4	L CHAMBER INNER	4151D LFEAABC	LFEAAB	A
F4	R CHAMBER INNER	4151K RFEAABC	RFEAAB	A
F4	L CHAMBER OUTBOARD	4151E LFEAABD	LFEAAB	A
F4	R CHAMBER OUTBOARD	4151L RFEAABD	RFEAAB	A
F4	L TUBE ASSY	4151F LFEAABE	LFEAAB	A
F4	R TUBE ASSY	4151M RFEAABE	RFEAAB	A
F4	RT TUBE ASSY BLC	4151N RFEAABE	RFEAAB	2
F4	L INSULATION	4151G LFEAABF	LFEAAB	A
F4	R INSULATION	4151Q RFEAABF	RFEAAB	A
F4	LEADING EDGE CENTER BLC	LFEAAC	FEAA	33333333
F4	LE CENTER BLC	RFEAAC	FEAB	33333333
F4	L BELLOWS ASSY WING FOLD	4152A LFEAACA	LFEAAC	A
F4	R BELLOWS ASSY WING FOLD	4152A RFEAACA	RFEAAC	A
F4	L VALVE LEAD. EDGE SHUTOFF	4152C LFEAACH	LFEAAC	A
F4	R VALVE LF SHUTOFF	4152D RFEAACH	RFEAAC	A
F4	L DUCT, INNER	4152E LFEAACC	LFEAAC	A
F4	R DUCT, INNER	4152F RFEAACC	RFEAAC	A
F4	L DUCT, CENTER	4152G LFEAACD	LFEAAC	A
F4	R DUCT, CENTER	4152H RFEAACD	RFEAAC	A
F4	L DUCT, OUTBOARD	4152J LFEAACF	LFEAAC	A
F4	R DUCT, OUTBOARD	4152K RFEAACF	RFEAAC	A
F4	TE BLC INITIATE	LFEAAD	LFEAAA	AAAAAAAAAA
F4	TE BLC INITIATE	RFEAAD	RFEAAA	AAAAAAAAAA
F4	LE BLC OUTBD INITIATE	LFEAAE	LFEAAB	AAAAAAAAAA
F4	LE OUTBOARD BLC INITIATE	RFEAAE	RFEAAB	AAAAAAAAAA
F4	LE BLC CENTER INITIATE	LFEAAF	LFEAAC	AAAAAAAAAA
F4	LE CENTER BLC INITIATE	RFEAAF	RFEAAC	AAAAAAAAAA
F4	RIGHT BLC	FEAB	FEA	AAAAAAAAAA

PG049.JIRI DATE = 09/16/75

FLIGHT SAFETY PREDICTION TECHNIQUE

000000001111111111222222222233333333334444444444555555555566666666667777777777			
12345678901234567890123456789012345678901234567890123456789012345678901234567890			
F4	RT BOUNDARY LAYER CONT		FEAb FEAX F555555555
F4	BLC WARNING		FEAX FEBL 010000000
F4	BLC LIMIT SWITCH	4154B	LFEAXY FEAX A
F4	BLC LIMIT SWITCH	4154B	RFEAXY FEAX A
F4	BLC MALFUNCTION LIGHT	4154A	LFEAXZ FEAX 3
F4	BLC MALFUNCTION LIGHT	4154A	RFEAXZ FEAX 3
F4	FLAP ACTUATION		FEB FEC SAAAAAAAAA
F4	FLAP ACTUATION		FEB FED FAAAAAAAAA
F4	FLAP ACTUATION		FEB FEF FAAAAAAAAA
F4C	FLAP ACTUATION		FEB FSX FAAAAAAAAA
F4B	FLAP ACTUATION		FEB FSX FAAAAAAAAA
F4K	FLAP ACTUATION		FEB FSX FAAAAAAAAA
F4	LEFT TRAIL EDGE FLAP SURF		LFEBA FEB 000000070
F4	RIGHT TE FLAP SURFACE		RFEBA FEB 000000070
F4	L TRAILING EDGE FLAP	1454D	LFEBA LFEBA 5
F4	R TRAILING EDGE FLAP	1454D	RFEBA RFEBA 5
F4	L TRAILING EDGE HONEYCOMB	1454A	LFEBA LFEBA 5
F4	R TRAILING EDGE HONEYCOMB	1454A	RFEBA RFEBA 5
F4	L HORN, BOUNDARY LAYER CON	1454B	LFEBA LFEBA 5
F4	R HORN, BOUNDARY LAYER CON	1454B	RFEBA RFEBA 5
F4	TRL EDGE FLAP SKIN UPPER	1454C	LFEBA LFEBA 2
F4	TRL EDGE FLAP SKIN UPPER	1454C	RFEBA RFEBA 2
F4	TRL EDGE FLAP SKIN LOWER	1454D	LFEBA LFEBA 2
F4	TRL EDGE FLAP SKIN LOWER	1454D	RFEBA RFEBA 2
F4	HINGE HALF TE FLAP	1454F	LFEBA LFEBA 5
F4	HINGE HALF TE FLAP	1454F	RFEBA RFEBA 5
F4	LEFT LE INBD FLAP SURFACE		LFEBA FEB 000000010
F4	RIGHT LE INBD FLAP SURFACE		RFEBA FEB 000000010
F4	L LEADING EDGE FLAP, INBD	1451D	LFEBA LFEBA A
F4	R LE INBOARD FLAP	1451D	RFEBA RFEBA A
F4	INBD LE FLAP SKIN	1451F	LFEBA LFEBA 2
F4	INBD LE FLAP SKIN	1451F	RFEBA RFEBA 2
F4	INBD LE FLAP HINGE HALF	1451G	LFEBA LFEBA 5
F4	INBD LE FLAP HINGE HALF	1451G	RFEBA RFEBA 5
F4	INBD LE FLAP DOOR 129	1451H	LFEBA LFEBA 0
F4	INBD LE FLAP DOOR 129	1451H	RFEBA RFEBA 0
F4	LEFT LE CENT FLAP SURFACE		LFEBA FEB 000000010
F4	RIGHT LE CENT FLAP SURFACE		RFEBA FEB 000000010
F4	L CENTER LE FLAP	1452D	LFEBA LFEBA 5
F4	R CENTER LE FLAP	1452D	RFEBA RFEBA 5
F4	CNTR LE FLAP SKIN	1452A	LFEBA LFEBA 2
F4	CNTR LE FLAP SKIN	1452A	RFEBA RFEBA 2
F4	FLAP MECH. PANEL ASSY LWR	1452B	LFEBA LFEBA 1
F4	FLAP MECH. PANEL ASSY LWR	1452B	RFEBA RFEBA 1
F4	FLAP MECH. PANEL ASSY UPR	1452C	LFEBA LFEBA 1
F4	FLAP MECH. PANEL ASSY UPR	1452C	RFEBA RFEBA 1
F4	CNTR LE FLAP HINGE HALF	1452E	LFEBA LFEBA 5
F4	CNTR LE FLAP HINGE HALF	1452E	RFEBA RFEBA 5
F4	LEFT LE OUTBD FLAP SURFACE		LFEBA FEB 111111121
F4	RIGHT LE OUTBD FLAP SURFACE		RFEBA FEB 111111121

PGG095.J1R1 DATE = 09/16/75

FLIGHT SAFETY PREDICTION TECHNIQUE

0000000011111111222222222233333333333344444444445555555555666666666677777777778  
12345678901234567890123456789012345678901234567890123456789012345678901234567890

F4	L OUTBD LE FLAP	14530	LFEBDA	LFEBD	5	
F4	R OUTBOARD LE FLAP	14530	RFEBDA	RFEBD	5	
F4	LEFT TRAIL EDGE ACTUATION		LFEBE	LFEBE		AAAAAAAAAA
F4	RIGHT TE FLAP ACTUATION		RFEBE	RFEBE		AAAAAAAAAA
F4	L TRAILING EDGE ACTUATOR	1455L	LFEBEA	LFEBE	A	
F4	R TRAILING EDGE ACTUATOR	1455E	RFEBEA	RFEBE	A	
F4	L FLAP HYD CHECK VALVES	1455M	LFEBEB	LFEBE	2	
F4	R FLAP HYD CHECK VALVES	1455M	RFEBEB	RFEBE	2	
F4	L HYDRAULIC RESTRICTOR	1455Q	LFEBEC	LFEBE	2	
F4	R HYDRAULIC RESTRICTOR	1455Q	RFEBEC	RFEBE	2	
F4	L FLAP HYD SWIVELS	1455L	LFEBED	LFEBE	2	
F4	R FLAP HYDRAULIC SWIVELS	1455L	RFEBED	RFEBE	2	
F4	LEFT LE INBD ACTUATION		LFEBF	LFEBF		AAAAAAAAAA
F4	RIGHT LE INBD ACTUATION		RFEBF	RFEBF		AAAAAAAAAA
F4	L LE INBD SPRING CARTRIDGE	1451A	LFEBFA	LFEBF	2	
F4	R SPRING CART INBD LE	1451A	RFEBFA	RFEBF	2	
F4	L OVER CENTER FLAP MECH	1451B	LFEBFB	LFEBF	2	
F4	R OVER CENTER MECHANISM	1451B	RFEBFB	RFEBF	2	
F4	L DOOR LEADING EDGE FLAP	1451D	LFEBFC	LFEBF	1	
F4	R DOOR LE FLAP	1451D	RFEBFC	RFEBF	1	
F4	L ACTUATOR, INBD LE FLAP	1455F	LFEBFE	LFEBF	A	
F4	R ACTUATOR, INBD LE FLAP	1455F	RFEBFE	RFEBF	A	
F4	L HYDRAULIC CHECK VALVE	1455M	LFEBFF	LFEBF	2	
F4	R HYDRAULIC CHECK VALVE	1455M	RFEBFF	RFEBF	2	
F4	L HYDRAULIC RESTRICTOR	1455Q	LFEBFG	LFEBF	2	
F4	R HYDRAULIC RESTRICTOR	1455Q	RFEBFG	RFEBF	2	
F4	L FLAP HYDRAULIC SWIVELS	1455L	LFEBFH	LFEBF	2	
F4	R FLAP HYDRAULIC SWIVELS	1455L	RFEBFH	RFEBF	2	
F4	LEFT LE CENTER ACTUATION		LFEBG	LFEBG		AAAAAAAAAA
F4	RIGHT LE CENTER ACTUATION		RFEBG	RFEBG		AAAAAAAAAA
F4	L LE CENTER ACTUATOR	1455G	LFEBGA	LFEBG	A	
F4	R ACTUATOR CENTER LE	1455G	RFEBGA	RFEBG	A	
F4	L HYDRAULIC CHECK VALVE	1455M	LFEBGB	LFEBG	2	
F4	R HYDRAULIC CHECK VALVE	1455M	RFEBGB	RFEBG	2	
F4	L HYDRAULIC RESTRICTOR	1455Q	LFEBGC	LFEBG	2	
F4	R HYDRAULIC RESTRICTOR	1455Q	RFEBGC	RFEBG	2	
F4	L FLAP HYDRAULIC SWIVELS	1455L	LFEBGD	LFEBG	2	
F4	R FLAP HYDRAULIC SWIVELS	1455L	RFEBGD	RFEBG	2	
F4	LEFT LE OUTBD ACTUATION		LFEBH	LFEBH		AAAAAAAAAA
F4	RIGHT LE OUTBD ACTUATION		RFEBH	RFEBH		AAAAAAAAAA
F4	L OUTBD LE FLAP ACTUATOR	1455H	LFEBHA	LFEBH	A	
F4	R OUTBOARD LE FLAP ACTUAT	1455H	RFEBHA	RFEBH	A	
F4	L HYDRAULIC CHECK VALVE	1455M	LFEBHB	LFEBH	2	
F4	R HYDRAULIC CHECK VALVE	1455M	RFEBHB	RFEBH	2	
F4	L HYDRAULIC RESTRICTOR	1455Q	LFEBHC	LFEBH	2	
F4	R HYDRAULIC RESTRICTOR	1455Q	RFEBHC	RFEBH	2	
F4	L FLAP HYDRAULIC SWIVELS	1455L	LFEBHD	LFEBH	2	
F4	R FLAP HYDR SWIVELS	1455L	RFEBHD	RFEBH	2	
F4	FLAP ACTIVATION		FEBJ	FEB		SAAAAAAAAAA
F4	FLAP ACTIVATION		FEBJ	LFEBF		FAAAAAAAAAA

PGG095.J1R1 DATE = 09/16/75

FLIGHT SAFETY PREDICTION TECHNIQUE

```

J000000001111111122222222333333333344444444555555556666666677777777778
1234567890123456789012345678901234567890123456789012345678901234567890
F4 FLAP ACTIVATION FEBJ RFEHE FAAAAAAAAA
F4 FLAP ACTIVATION FEBJ LFEBF FAAAAAAAAA
F4 FLAP ACTIVATION FEBJ RFEBF FAAAAAAAAA
F4 FLAP ACTIVATION FEBJ LFEBG FAAAAAAAAA
F4 FLAP ACTIVATION FEBJ RFEBG FAAAAAAAAA
F4 FLAP ACTIVATION FEBJ LFEBH FAAAAAAAAA
F4 FLAP ACTIVATION FEBJ RFEFH FAAAAAAAAA
F4 VALVE,SOLENOID SELECTOR 1455B FEBJA FEBJ 2
F4 FLOW DIVIDER 1455C FEBJB FEBJ 2
F4 VALVE,SOLENOID SELECTOR 1455D FEBJC FEBJ 2
F4 FLAP DUMP VALVE 1455R FEBJD FEBJ 2
F4 ELECTRIC CONTROL FEBK FEBM AAAAAAAAAA
F4 SWITCH FLAP BLOWUP AIR SP1455N FEBKA FEBK A
F4 SWITCH FLAPUP IMIT 8 EA. 1455P FEBKB FEBK A
F4 NORMAL EMER INITIATE FEBL FEBJ SAAAAAAAAA
F4 NORMAL/EMER INITIATE FEBL FEBK FAAAAAAAAA
F4 NORMAL OR EMERG INITIATE FEBL FEBP FAAAAAAAAA
F4 CONT ASSY FLAP NORM EMERG1455A FEBLA FERL A
F4 HYDRAULIC DIST FEBM FERJ FERP 11111111
F4 VALVE EMERG FLAP AIR SEL 1456A FEBMA FEBP A
F4 AIR STORAGE BOTTLE 1456B FEBMB FEBP A
F4 EMERGENCY FLAP LINE 1456D FEBMC FEBP A
F4 SHUTTLE VALVES 1456E FEBMD FEBP A
F4 28 VDC FEBN FERK AAAAAAAAAA
F4 PNEUMATIC DIST FEBP FEBJ K FEBM AAAAAAAAAA
F4 FLAPS FEC FE AAAAAAAAAA
F4 FLAPS FEC FEA FAAAAAAAAA
F4 HALF FLAPS FED LFEAAL FAAAAAAAAA
F4 HALF FLAPS FED RFEAAE FAAAAAAAAA
F4 HALF FLAPS FED LFFAAF FAAAAAAAAA
F4 HALF FLAPS FED RFEAAF FAAAAAAAAA
F4 HALF FLAPS FED FEC 22222222
F4 FULL FLAPS FEE LFEAAU FAAAAAAAAA
F4 FULL FLAPS FEE RFEAAD FAAAAAAAAA
F4 FULL FLAPS FEE LFEAAE FAAAAAAAAA
F4 FULL FLAPS FEE RFEAAE FAAAAAAAAA
F4 FULL FLAPS FEE LFEAAF FAAAAAAAAA
F4 FULL FLAPS FEE RFEAAF FAAAAAAAAA
F4 FULL FLAPS FEE FEC 11111111
F4 AFCS PITCH CONTROL FFA FAK 22222222
F4 CONTROL AMPLIFIER FFAA FFA AAAAAAAAAA
F4 AMPLIFIER,SERVO,PITCH 522EA FFAAA FFAA A
F4 AMPLIFIER,SYNC DR, PITCH522EE FFAAB FFAA A
F4 AMPLIFIER,CANC ,PITCH RT522EJ FFAAC FFAA A
F4 AMPLIFIER,SYNC DR, PITCH522FH FFAAD FFAA A
F4 ASSY, SYNC DR, PITCH 2SP522EQ FFAAE FFAA A
F4 ATTENUATOR, ADUER 522EL FFAAF FFAA A
F4 SYNC DRIVE ASSY, PITCH 522EN FFAAG FFAA A
F4 PITCH RATE GYRO FFAAB FFAA AAAAAAAAAA
F4 RATE GYRO *PITCH= 52290 FFABA FFAA A

```

PG095.JIR1 DATE = 09/16/75

FLIGHT SAFETY PREDICTION TECHNIQUE

00000000111111112222222222333333333344444444445555555555666666666677777777778	12345678901234567890123456789012345678901234567890123456789012345678901234567890				
F4	STICK MOTION SENSING	FFAC	FFAA	AAAAAAAAAA	
F4	STICK MOTION SENSING	FFAC	FFCA	AAAAAAAAAA	
F4	STICK MOTION SENSING	FFAC	FFL	FAAAAAAAAA	
F4	TRANSDUCER,MOTIONAL PK&UP522B0	FFACA	FFAC	A	
F4	PITCH SENSING	FFAF	FFA	AAAAAAAAAA	
F4	RFLAY AUTOP,PITCH,NOSE UP522C0	FFAFA	FFAF	A	
F4	RELAY AUTOP,PITCH,NOSE UN522D0	FFAFB	FFAF	A	
F4	ELECTRICAL EQUIP RACK 522F0	FFAX	FFA	2	
F4	CONTROL AMPLIFIER 522E0	FFAY	FFA	8	
F4	SYNCH DRIVE AMPLIFIER 522EG	FFAZ	FFA	5	
F4	AFCS YAW CONTKOL	FFB	FFB	001111100	
F4	CONTROL AMPLIFIER	FFBA	FFB	AAAAAAAAAA	
F4	CONTROL AMPLIFICATION	FFBA	FFBW	AAAAAAAAAA	
F4	AMPLIFIER,SERVO,YAW 522Eb	FFBAA	FFBA	A	
F4	AMPLIFIER,CANC ,YAW RATES522FK	FFBAB	FFBA	A	
F4	RH ARI ROLL SENSOR	FFBB	FFBW	AAAAAAAAAA	
F4	RH ARI ROLL SENSOR 99142	FFBBA	FFBB	A	
F4	LATERAL ACCELEROMETER	FFBC	FFB	555555555	
F4	AIRCRAFT ACCEL 'LATERAL= 52250	FFBCA	FFBC	A	
F4	YAW RATE GYRO	FFBD	FFB	555555555	
F4	RATE GYRO 'YAW= 52280	FFBDA	FFBD	A	
F4	FLAP DOWN SENSING	FFBV	FFB	AAAAAAAAAA	
F4	FLAP HALF DOWN LIM SWITCH 1455P	FFBVA	FFBV	1	
F4	FLAP BLOWUP SWITCH 1455A	FFBVB	FFBV	1	
F4	FLAP CONTROL HANDLE 1455A	FFBVC	FFBV	1	
F4	ARI / ATAB AUG	FFBW	FFB	333333333	
F4	ELECTRICAL EQUIPMENT RACK 522F0	FFBX	FFBA	2	
F4	AFCS ROLL CONTROL	FFC	FCY	222222222	
F4	CONTROL AMPLIFIER	FFCA	FFC	AAAAAAAAAA	
F4	AMPLIFIER,SERVO,ROLL RGT522EC	FFCAA	FFCA	1	
F4	AMPLIFIER,SERVO,ROLL LFT522ED	FFCAB	FFCA	1	
F4	AMPLIFIER,SYNC DR, ROLL 522EF	FFCAC	FFCA	A	
F4	ASSY,SYNC DR, ROLL 522EP	FFCAY	FFCA	A	
F4	ASSY,SYNC DR, COURSE 522EM	FFCAZ	FFCA	A	
F4	ROLL RATE SENSED	FFCB	FFCA	055555550	
F4	RATE GYRO 'ROLL= 52270	FFCBA	FFCB	A	
F4	ELECTRICAL EQUIPMENT RACK 522FG	FFCX	FFCA	2	
F4	CONTROL AMPLIFIER 522EG	FFCY	FFCA	8	
F4	SYNCH DRIVE AMPLIFIER 522EG	FFCZ	FFCA	5	
F4	ADDER ATTENUATOR 522EL	FFCZA	FFCA	A	
F4	ARI RUDDER ACTUATION	FFD	FFB	666666666	
F4	ARI SERVO AMPLIFICATION	FFDA	FFD	AAAAAAAAAA	
F4	ARI AMPLIFIER 5211A	FFDAA	FFDA	A	
F4	ARI SERVO AMPLIFIER 5211L	FFDAB	FFDA	A	
F4	LH ARI ROLL SENSOR	FFDB	FFDA	0AAAAAAAA0	
F4	LH ARI POSITION TRANSDUC99142	FFDBA	FFDB	A	
F4	AFCS ENGAGE/DISENGAGE SELECT	FFE	DCS	FAAAAAAAAAAA	
F4	AFCS ENGAGE/DISENGAGE SELECT	FFE	DCT	FAAAAAAAAAAA	
F4	AFCS ENGAGE/DISENGAGE	FFE	FFA	AAAAAAAAAA	
F4	AFCS ENGAGE/DISENGAGE	FFE	FFB	AAAAAAAAAA	

06095.JIR1 DATE = 09/16/75

FLIGHT SAFETY PREDICTION TECHNIQUE

0000000011111111222222223333333344444444555555556666666677777777778			
12345678901234567890123456789012345678901234567890123456789012345678901234567890			
F4	AFCS ENGAGE/DISENGAGE		FFE FFC AAAAAAAAAA
F4	ACCEL G-LIMIT SENSED		FFE FFE AAAAAAAAAA
F4	G LIMIT ACCELEROMETER	52240	FFE FFE A
F4	AFCS MANUAL DISCONNECT		FFE FFE AAAAAAAAAA
F4	CONTROLLER, ENGAGING, AUTO	522A0	FFE FFE A
F4	EMERGENCY DISCONNECT ARI		FF FBP OAAAAAAAAU
F4	FWD STICK-GRIP	1411A	FF FFF A
F4C	28 VDC LEFT		FF FFD AAAAAAAAAA
F4D	28 VDC LEFT		FF FFD AAAAAAAAAA
F4R	28 VDC LEFT		FF FFD AAAAAAAAAA
F4	115 VAC 3 PHASE		FF FFD AAAAAAAAAA
F4	28VDC RH		FF FFD AAAAAAAAAA
F4E	FLAP/SLAT LIFT AUGMENT		FS FE AAAAAAAAAA
F4E	FLAPS EXTENDED		FSA FS 555555555
F4E	FLAPS EXTENDED		FSA FSX FAAAAAAAAA
F4E	FLAPS RETRACTED		FSA FS OGG010GG0
F4E	FLAPS RETRACTED		FSA FSX FAAAAAAAAA
F4E	FLAP RETRACT LINE	9914D	LFSAAZ FSAA 5
F4E	FLAP RETRACT LINE	9914D	RFSAAZ FSAA 5
F4E	FLAP ACTUATION		FSAB FSA AAAAAAAAAA
F4E	FLAP ACTUATION		FSAB FSAA FAAAAAAAAA
F4E	RETURN LINE CHECK VALVE	9914K	FSABV FSAB 1
F4E	TE FLAP SOL SELECT VALVE	1455D	FSABVZ FSAB A
F4E	DUMP LINE CHECK VALVE	1455M	FSABW FSAB 1
F4E	FLAP FLOW DIVIDER	1455C	FSABX FSAB 8
F4E	FLAP LINE RESTRICTORS 2EA	1455Q	FSABY FSAB 2
F4E	TIE FLAP SOL SELECT VALVE	1455B	FSABZ FSAB A
F4E	FLAP SKIN LOWER	1454D	LFSACP FSAB 1
F4E	FLAP SKIN LOWER	1454D	RFSACP FSAB 1
F4E	FLAP SKIN UPPER	1454C	LFSACQ FSAB 1
F4E	FLAP SKIN UPPER	1454C	RFSACQ FSAB 1
F4E	HYDRAULIC SWIVELS 2EA	1455L	LFSACR FSAB 2
F4E	HYDRAULIC SWIVELS 2EA	1455L	RFSACR FSAB 2
F4E	TIE FLAP HONEYCOMB	1454A	LFSACS FSAB 5
F4E	TIE FLAP HONEYCOMB	1454A	RFSACS FSAB 5
F4E	TIE FLAP ASSY	14540	LFSACT FSAB A
F4E	TIE FLAP ASSY	14540	RFSACT FSAB A
F4E	HINGE PIN RETAINER	9914L	LFSACU FSAB 7
F4E	HINGE PIN RETAINER	9914L	RFSACU FSAB 7
F4E	HINGE PIN	9914M	LFSACV FSAB 5
F4E	HINGE PIN	9914M	RFSACV FSAB 5
F4E	INB'D HARDPOINT ASSY	9914N	LFSACW FSAB 3
F4E	INB'D HARDPOINT ASSY	9914N	RFSACW FSAB 3
F4E	OUTB'D HARDPOINT ASSY	9914P	LFSACX FSAB 3
F4E	OUTB'D HARDPOINT ASSY	9914P	RFSACX FSAB 3
F4E	TIE FLAP ACTUATOR	1455E	LFSACY FSAB A
F4E	TIE FLAP ACTUATOR	1455E	RFSACY FSAB A
F4E	SHUTTLE VALVE	1456E	LFSACZ FSAB 5
F4E	SHUTTLE VALVE	1456E	RFSACZ FSAB 5
F4E	FLAP EXTEND ACTIVATION		FSAD FSA AAAAAAAAAA

PG095.J1R1 DATE = 09/16/75

FLIGHT SAFETY PREDICTION TECHNIQUE

0000000011111111222222223333333344444444555555556666666677777777778	123456789012345678901234567890123456789012345678901234567890123456789012345678901234567890						
F4E	FLAP RETRACT LIM SWITCH	1455P	LFSADZ	FSAD		5	
F4E	FLAP RETRACT LIM SWITCH	1455P	RFSADZ	FSAD		5	
F4E	EMERGENCY FLAP ACTIVATION		FSAE	FSAD	K FSD		AAAAOAAAA
F4E	SHUTTLE VALVE	1456E	LFSAEZ	FSAE			A
F4F	SHUTTLE VALVE	1456E	RFSAEZ	FSAE			A
F4E	SLATS EXTENDED		FSB	FS			555555555
F4E	SLATS EXTENDED		FSB	FSY			FAAAAAAAAAA
F4E	SLATS RETRACTED		FSBA	FS			000010000
F4E	SLATS RETRACTED		FSBA	FSY			FAAAAAAAAAA
F4E	SLAT ACTUATION		FSBB	FSB			AAAAAAAAAAA
F4E	SLAT ACTUATION		FSBB	FSBA			FAAAAAAAAAA
F4E	INB'D SLAT SURFACES EXTND		FSHBA	FSBB			777777777
F4E	SLAT SKIN LOWER	148AC	LFSHBAF	FSHBA			1
F4E	SLAT SKIN LOWER	148AC	RFSHBAF	FSHBA			1
F4E	SLAT SKIN UPPER	148AB	LFSHBAF	FSHBA			1
F4E	SLAT SKIN UPPER	148AB	RFSHBAF	FSHBA			1
F4E	PRE-LOAD PAD	148AK	LFSHBAH	FSHBA			0
F4E	PRE-LOAD PAD	148AK	RFSHBAH	FSHBA			0
F4E	SLIDER FITTING	148AJ	LFSHBAJ	FSHBA			3
F4E	SLIDER FITTING	148AJ	RFSHBAJ	FSHBA			3
F4E	INB'D SLAT OUT CLOSURE	148AH	LFSHBAK	FSHBA			1
F4E	INB'D SLAT OUT CLOSURE	148AH	RFSHBAK	FSHBA			1
F4E	INB'D SLAT CLOSURE	148AG	LFSHBAL	FSHBA			1
F4E	INB'D SLAT CLOSURE	148AG	RFSHBAL	FSHBA			1
F4E	TRAILING EDGE	148AF	LFSHBAM	FSHBA			2
F4E	TRAILING EDGE	148AF	RFSHBAM	FSHBA			2
F4E	SLAT SPAR	148AE	LFSHBAN	FSHBA			1
F4E	SLAT SPAR	148AE	RFSHBAN	FSHBA			1
F4E	BEAM INTERMEDIATE	148AD	LFSHBAP	FSHBA			1
F4E	BEAM INTERMEDIATE	148AD	RFSHBAP	FSHBA			1
F4E	SLAT ASSY INB'D	148AQ	LFSHBAQ	FSHBA			A
F4E	SLAT ASSY INB'D	148AQ	RFSHBAQ	FSHBA			A
F4E	INB'D SLAT BELL CRANK 3EA148DR		LFSHBAK	FSHBA			5
F4E	INB'D SLAT BELL CRANK 3EA148DR		RFSHBAK	FSHBA			5
F4E	SWIVEL	148DU	FSHBAAS	FSHBA			5
F4E	INB'D SLAT EXTEND LINE	9914Y	LFSHBAAS	FSHBA			5
F4E	INB'D SLAT EXTEND LINE	9914Y	RFSHBAAS	FSHBA			5
F4E	INB'D SLAT OC SPRING CART148DL		LFSHBBAT	FSHBA			2
F4E	INB'D SLAT OC SPRING CART148DL		RFSHBBAT	FSHBA			2
F4E	INB'D SLAT P-P RODS 6ES	148DT	LFSHBBAU	FSHBA			1
F4E	INB'D SLAT P-P RODS 6ES	148DT	RFSHBBAU	FSHBA			1
F4E	INB'D SLAT FOLLOW LINK 3E148DS		LFSHBBAV	FSHBA			2
F4E	INB'D SLAT FOLLOW LINK 3E148DS		RFSHBBAV	FSHBA			2
F4E	INB'D SLAT DRIVE LINK 6EA148DS		LFSHBBAW	FSHBA			1
F4E	INB'D SLAT DRIVE LINK 6EA148DS		RFSHBBAW	FSHBA			1
F4E	INB'D SLAT DRIVE CNX 2EA 148DS		LFSHBBAX	FSHBA			2
F4E	INB'D SLAT DRIVE CNX 2EA 148DS		RFSHBBAX	FSHBA			2
F4E	INB'D SLAT RESTRICTOR 3EA148DP		LFSHBBAZ	FSHBA			2
F4E	INB'D SLAT RESTRICTOR 3EA148DP		RFSHBBAZ	FSHBA			2
F4E	OUTB'D SLAT SURFACE EXTND		FSHBB	FSHBB			333333333

PGS095.JIR1 DATE = 09/16/75

FLIGHT SAFETY PREDICTION TECHNIQUE

0000000011111111112222222222333333333344444444445555555555666666666677777777778	12345678901234567890123456789012345678901234567890123456789012345678901234567890					
F4E	OWS OUTBOARD SLAT SKIN	148CB	LFSH8BA	FS8BB		1
F4E	OWS OUTBOARD SLAT SKIN	148CB	RFS88BA	FS8BB		1
F4E	SWIVEL	148DQ	FS888B	FS8BB		5
F4E	SLAT SKIN	1488P	LFS888B	FS8BB		1
F4E	SLAT SKIN	1488B	RFS888B	FS8BB		1
F4E	SLAT SEGMENT PIVOT ASSY	148CE	LFS88BC	FS8BB		3
F4E	SLAT SEGMENT PIVOT ASSY	148CE	RFS88BC	FS8BB		3
F4E	SLAT ACTUATOR FITTING	148CD	LFS88BD	FS8BB		5
F4E	SLAT ACTUATOR FITTING	148CD	RFS88BD	FS8BB		5
F4E	SLAT SEGMENT TRAILING EDGE	148CC	LFS88BE	FS8BB		1
F4E	SLAT SEGMENT TRAILING EDGE	148CC	RFS88BE	FS8BB		1
F4E	CENTER BEAM	148CA	LFS88BF	FS8BB		1
F4E	CENTER BEAM	148CA	RFS88BF	FS8BB		1
F4E	SLAT SEGMENT OUT*RD ASSY	148CC	LFS88BG	FS8BB		5
F4E	SLAT SEGMENT OUT*RD ASSY	148CC	RFS88BG	FS8BB		5
F4E	SLAT SEGMENT CLOSURE	148FF	LFS88BH	FS8BB		1
F4E	SLAT SEGMENT CLOSURE	148FF	RFS88BH	FS8BB		1
F4E	SLAT SEGMENT PIVOT ASSY	1488E	LFS88BJ	FS8BB		3
F4E	SLAT SEGMENT PIVOT ASSY	1488E	RFS88BJ	FS8BB		3
F4E	SLAT ACTUATOR FITTING	1488D	LFS88BK	FS8BB		5
F4E	SLAT ACTUATOR FITTING	1488D	RFS88BK	FS8BB		5
F4E	SLAT SEGMENT TRAILING EDGE	1488C	LFS88BL	FS8BB		1
F4E	SLAT SEGMENT TRAILING EDGE	1488C	RFS88BL	FS8BB		1
F4E	CENTER BEAM	1488A	LFS88BM	FS8BB		1
F4E	CENTER BEAM	1488A	RFS88BM	FS8BB		1
F4E	SLAT SEG OWS INB'D	1488D	LFS88BN	FS8BB		3
F4E	SLAT SEG OWS INB'D	1488D	RFS88BN	FS8BB		3
F4E	OUTB'D SLAT SUPPRT FITTG	9914S	LFS88BP	FS8BB		3
F4E	OUTB'D SLAT SUPPRT FITTG	9914S	RFS88BP	FS8BB		3
F4E	OUTB'D SLAT DRIVE LINK 6E	148DS	LFS88BQ	FS8BB		1
F4E	OUTB'D SLAT DRIVE LINK 6E	148DS	RFS88BQ	FS8BB		1
F4E	OUTB'D SLAT SEC STOP BOLT	9914T	LFS88BR	FS8BB		1
F4E	OUTB'D SLAT SEC STOP BOLT	9914T	RFS88BR	FS8BB		1
F4E	OUTB'D SLAT PRIM STOP BLT	9914U	LFS88BS	FS8BB		1
F4E	OUTB'D SLAT PRIM STOP BLT	9914U	RFS88BS	FS8BB		1
F4E	OUTB'D SLAT EXTND LINE	9914W	LFS88BT	FS8BB		5
F4E	OUTB'D SLAT EXTND LINE	9914W	RFS88BT	FS8BB		5
F4E	OUTB'D OC SPRING CART	148DK	LFS88BU	FS8BB		2
F4E	OUTB'D OC SPRING CART	148DK	RFS88BU	FS8BB		2
F4E	OUTB'D SLAT BELLCRNKS 4EA	148DR	LFS88BV	FS8BB		5
F4E	OUTB'D SLAT BELLCRNKS 4EA	148DR	RFS88BV	FS8BB		5
F4E	OUTB'D SLAT P-P RODS 6EA	148DT	LFS88BW	FS8BB		1
F4E	OUTB'D SLAT P-P RODS 6EA	148DT	RFS88BW	FS8BB		1
F4E	OUTB'D SLAT CNX LINKS 2FA	148DS	LFS88BX	FS8BB		2
F4E	OUTB'D SLAT CNX LINKS 2FA	148DS	RFS88BX	FS8BB		2
F4E	OUTB'D SLAT ACTUATORS	148DJ	LFS88BY	FS8BB		A
F4E	OUTB'D SLAT ACTUATORS	148DJ	RFS88BY	FS8BB		A
F4E	OUTB'D SLAT RESTRICTR 2EA	148DP	LFS88BZ	FS8BB		2
F4E	OUTB'D SLAT RESTRICTR 2EA	148DP	RFS88BZ	FS8BB		2
F4E	SLAT EXTEND CHK VALVE	148DN	FS8BW	FS8B		1

PGG095.JIR1 DATE = 09/16/75

FLIGHT SAFETY PREDICTION TECHNIQUE

00000000111111112222222223333333334444444445555555556666666667777777778  
123456789012345678901234567890123456789012345678901234567890123456789012345678901234567890

F4E	SLAT SOLENOID SELECT VALV	148DA	FSBBX	FSBB	8
F4E	RETURN LINE CHECK VALVE	9914Z	FSBBY	FSBH	1
F4E	INB'D SLAT ACTUATORS	148DM	LFSBBY	FSBBA	A
F4E	INB'D SLAT ACTUATORS	148DM	RFSBBY	FSBBA	A
F4E	FLOW DIVIDER/EQUALIZER	148DM	FSBBZ	FSBB	8
F4E	SLAT EXTND ACTIVATION		FSBD	FSB	AAAAA
F4E	SLAT EXTND ACTIVATION		FSBD	FSZ	FAAAAAA
F4E	SLAT OVER RIDE SWITCH	148DE	FSBDX	FSBD	A
F4E	SLAT UP LIMIT SWITCH INBD	148DF	LFSBDY	FSBD	5
F4E	SLAT UP LIMIT SWITCH INBD	148DF	RFSBDY	FSBD	5
F4E	SLAT UP LIMIT SWITCH OUTBD	148DG	LFSBDZ	FSBD	5
F4E	SLAT UP LIMIT SWITCH OUTBD	148DG	RFSBDZ	FSBD	5
F4E	EMERGENCY SLAT ACTIVATION		FSBE	FSBD	K FSC AAAAA
F4E	OUTB'D SLAT SHUTTLE VALVE	9914Q	LFSBEY	FSBE	A
F4E	OUTB'D SLAT SHUTTLE VALVE	9914Q	RFSBEY	FSBE	A
F4E	INB'D SLAT SHUTTLE VALVE	9914R	LFSBEZ	FSBE	A
F4E	INB'D SLAT SHUTTLE VALVE	9914R	RFSBEZ	FSBE	A
F4E	SLAT ACTIVATION		FSC	FS	FSBE S111151111
F4E	NORMAL SLAT ACTIVATION		FSC	FSBA	FAAAAAA
F4E	NORMAL SLAT ACTIVATION		FSC	FSBD	FSBE F1111A1111
F4E	FLAP ACTIVATION		FSD	FS	FSAE S111151111
F4E	NORMAL FLAP ACTIVATION		FSD	FSA	FSAE FAAAAA
F4E	NORMAL FLAP ACTIVATION		FSD	FSAD	FSAE F1111A1111
F4E	FLAP/SLAT MODE CONTROLLED		FSDC	FS	S1111A1111
F4E	FLAP/SLAT MODE CONTROLLED		FSDC	FSC	FAAAAAA
F4E	FLAP/SLAT MODE CONTROLLED		FSDC	FSD	FAAAAAA
F4E	ELECTRONIC CONTROL UNIT	148DB	FSDCZ	FSDC	4
F4E	AUTOMATIC CONTROL SELECT		FSDD	FSDC	FSD
F4E	ANGLE OF ATTACK INPUTS		FSDDA	FSDD	AAAAA
F4E	ANGLE/ATTACK TRANSMITTER	513B0	FSDDAA	FSDDA	A
F4E	AIR SPED CONTROL INPUT		FSDDB	FSDD	AAAAA
F4E	SLAT AIRSPEED SWITCH	148DD	FSDDBY	FSDDB	8
F4E	FLAP AIRSPEED SWITCH	1455N	FSDDBZ	FSDDB	8
F4E	FLAP/SLAT NORM SELECTED		FSDDC	FSDD	AAAAA
F4E	SLAT/FLAP CONTROL SWITCH	1455A	FSDDCZ	FSDDC	A
F4E	MANUAL CONTROL SELECTED		FSDE	FSDC	00000020
F4E	MANUAL CONTROL SELECTED		FSDE	FSDC	K FSDD 00AAAAA
F4E	PILOT ACTION		FSDEC	FSDE	AAAAA
F4E	SLAT/FLAP CONTROL SWITCH	1455A	FSDEY	FSDE	1
F4E	SLAT/FLAP CONTROL SWITCH	1455A	FSDEZ	FSDE	1
F4E	EMERGENCY PRESSR ENABLE		FSEP	FSAE	AAAAA
F4E	EMERGENCY PRESSURE ENABLE		FSEP	FSBE	AAAAA
F4E	LINE BL FITTING TO VALVE	9914E	FSEPPQ	FSEP	5
F4E	SCREENED LINE FITTING	9914F	FSEPR	FSEP	2
F4E	FRNT CKPT CHK VALVE	9914G	FSEPS	FSEP	2
F4E	EMER LINE RELIEF VALVE	9914H	FSEPT	FSEP	3
F4E	300 CU IN AIR BOTTLE	1456B	FSEPU	FSEP	A
F4E	EMER LINECHK VALVE	9914J	FSEPV	FSEP	3
F4E	FLAP/SLAT DUMP VALVE	1455R	FSEPW	FSEP	A
F4E	EMER SLAT/FLAP LINE	1456D	FSEPX	FSEP	5

PG 095.J1R1 DATE = 09/16/75

FLIGHT SAFETY PREDICTION TECHNIQUE

00000000111111112222222222333333333344444444445555555555666666666677777777778			
12345678901234567890123456789012345678901234567890123456789012345678901234567890			
F4E EMER SLAT/FLAP SELCT VALV1456A	FSEPY	FSEP	A
F4E FLAP SLAT EMER HNDLE FRNT1455A	FSEPZ	FSEP	1
F4E FLAP SLAT EMER HNDLE REAR1455A	FSEPZA	FSEP	1
F4E HYDRAULIC PRESS DISTRBTED	FSHP	FS	S1111A1111
F4E HYDRAULIC PRESS DISTRBTED	FSHP	FSC	FAAAAAAAAAA
F4E HYDRAULIC PRESS DISTRBTED	FSHP	FSU	FAAAAAAAAAA
F4E FLAP POSITION INDICATED	FSX	FEBP	111111111
F4E FLAP POSITION INDICATED	FSX	FEBP	111111111
F4E FLAP POSITION INDICATED	FSX	FEBP	111111111
F4E FLAP POSITION INDICATED	FSX	FSDEC	111111111
F4E FLAP POSITION INDIC REAR 1455J	FSXX	FSX	0
F4E FLAP POSITION INDIC FRONT 1455J	FSXY	FSX	2
F4E SLAT POSITION INDICATED	FSY	FSDEC	111111111
F4E SLAT POS INDIC REAR 148DC	FSYY	FSY	0
F4E SLAT POS INDIC FRONT 148DC	FSYZ	FSY	2
F4E SLAT ENABLE STATUS	FSZ	FSDEC	000000000
F4E SLAT O/R STATUS LIGHT RR 9914C	FSZY	FSZ	0
F4E SLAT O/R STATUS LIGHT FNT9914C	FSZZ	FSZ	2
F4 GROUND CONTROL	G		AAAAAAAAAA
F4 SPEED CONTROL GROUND	GA	G	000000000
F4 SPEED CONTROL	GA	GAX	500000005
F4 BRAG INFLATE	GAA	GA	000000020
F4 DRAG CHUTE INFLATION	GAA	GA	000000090
F4 DRAG CHUTE 9321B	GAAA	GAA	A
F4 PARACHUTE CANOPY 9321J	GAAB	GAA	5
F4 DRAG CHUTE EXTRACT DEPLOY	GAAC	GAA	AAAAAAAAAA
F4 CONTAINER 9321A	GAACA	GAAC	1
F4 PILOT CHUTE 9321G	GAACH	GAAC	A
F4 DEPLOYMENT BAG 9321H	GAACC	GAAC	A
F4 DRAG CHUTE ACTUATION	GAAD	GAAC	AAAAAAAAAA
F4 LOCK MECHANISM 9311B	GAADA	GAAD	A
F4 KEEPER RELEAS MECH 9311C	GAADB	GAAD	A
F4 KEEPER RELEASE 9311C	GAADB	GADA	A
F4 DOOR 9321C	GAADC	GAAD	A
F4 ACTUATOR 9321D	GAADD	GAAD	A
F4 DOOR HINGE 9321E	GAADF	GAAD	1
F4 DOOR LATCH MECH 9321F	GAADF	GAAD	A
F4 DRAG CHUTE CONT. MODE SEL.	GAAE	GAAD	AAAAAAAAAA
F4	GAAE	GADA	AAAAAAAAAA
F4 HANDLE DRAG CHUTE 9311A	GAAEA	GAAE	5
F4 WHEEL BRAKE ACTUATION	GAB	GA	A5000001A
F4 WHEEL BRAKE ACTUATION	GAB	GA	K GAA 000000090
F4 WHEEL BRAKE ACTUATION	GAB	GB	K GBA A000000AA
F4 PRESSURE PLATE ASSY 1344A	LGABAA	GAB	A
F4 PRESSURE PLATE ASSY 1344A	RGABAA	GAB	A
F4 DRIVE TUBE ASSY 1344C	LGABAC	GAB	A
F4 DRIVE TUBE ASSY 1344C	RGABAC	GAB	A
F4 HOUSING ASSY 1344J	LGABAJ	GAB	8
F4 HOUSING ASSY 1344J	RGABAJ	GAB	3
F4 BACK PLATE ASSY 1344K	LGABAK	GAB	A

PG095.JIRI DATE = 09/16/75

FLIGHT SAFETY PREDICTION TECHNIQUE

00000000111111112222222222333333333344444444445555555555666666666677777777778  
 12345678901234567890123456789012345678901234567890123456789012345678901234567890

F4	BACK PLATE ASSY	1344K	RGABAK	GAF	A	
F4	ROTATING DISC 8 EACH	1344L	LGABAL	GAF	1	
F4	ROTATING DISC 8 EACH	1344L	RGABAL	GAB	1	
F4	STATIONARY DISC 7 EACH	1344M	LGABAM	GAF	1	
F4	STATIONARY DISC 7 EACH	1344M	RGABAM	GAF	1	
F4	INNER TORQUE TUBE	1344N	LGABAN	GAB	A	
F4	INNER TORQUE TUBE	1344N	RGABAN	GAB	A	
F4	BEARINGS	1344P	LGABAP	GAB	A	
F4	BEARINGS	1344P	RGABAP	GAB	A	
F4	ANTI-SKID CONTROL		GABAS	DCE		FAAAAAAAAA
F4	ANTI SKID CONTROL		GABAS	GABV		111111111
F4	VALVE ANTISKID CONT.	1343A	GABASA	GABAS	A	
F4	BOX CONTROL	1343B	GABASB	GABAS	A	
F4	CONTROLLED ACTIVATION		GAB3	GAB		AAAAAAAAA
F4	VALVE BRAKE CONTROL	1341A	LGABBA	GABB	A	
F4	VALVE BRAKE CONTROL	1341A	RGABBA	GABB	A	
F4	INLINE RELIEF VALVE	1341E	GABBB	GABEH	1	
F4	SHUTTLE VALVE	1344H	LGABBC	GABB	A	
F4	SHUTTLE VALVE	1344H	RGABBC	GABB	A	
F4	DECELERATION SENSING		GABDS	GABAS		AAAAAAAAA
F4	ANTISKID SENSOR	1343E	LGABDSA	GABDS	A	
F4	ANTISKID SENSOR	1343E	RGABDSA	GABDS	A	
F4	EMERGENCY BRAKE ACTIVATION		GABE	GABB		K GABN AAAAAAAAAA
F4	HYDRAULIC SUPPLY		GABEH	GABE		AAAAAAAAA
F4	ACCUMULATOR EMERG. BRAKE	1342E	GABEHA	GABEH	A	
F4	PNEUMATIC POWER		GABEP	GABE		AAAAAAAAA
F4	EMERG. AIR BOTTLE	1342D	GABEPA	GABEP	A	
F4	EMERG. BRAKE SELECT		GABES	GABE		AAAAAAAAA
F4	HANDLE EMERG. BRAKE FRNT	1342A	GABESA	GABES	2	
F4	HANDLE EMERG. BRAKE REAR	1342A	GABESB	GABES	0	
F4	VALVE MANUAL BRAKE CONT.	1342B	GABESC	GABES	A	
F4	LINKAGE CONTROL	1342C	GABFSD	GABFS	A	
F4	CABLE BRAKE INT CONNCT	1342F	GABESE	GABES	A	
F4	BRAKE SELECT		GABM	GABAS		FAAAAAAAAA
F4			GABM	GABH		SAAAAAAAAA
F4			GABM	GABF		FAAAAAAAAA
F4	BRAKE SELECT		GABM	GABN		FAAAAAAAAA
F4	RUDDER PEDAL LINKAGE	1341B	LGABMA	GABM	A	
F4	RUDDER PEDAL LINKAGE	1341B	RGABMA	GABM	A	
F4	LH BELLCRANK	1341C	LGABMB	GABM	A	
F4	RH BELLCRANK	1341D	RGABMB	GABM	A	
F4	NORMAL BRAKE ACTIVATION		GABN	GABB		GABE 22222222
F4	ANTI SKID SELECT		GABSS	GABAS		AAAAAAAAA
F4	SWITCH	1343D	GABSSA	GABSS	A	
F4	ARRESTING HOOK POSITIOND		GAC	DCC		FAAAAAAAAA
F4	ARRESTING HOOK POSITIOND		GAC	GA		N 00000010
F4	ARRESTING HOOK POSITIOND		GAC	GA		S 00000010
F4	FAIRING	1352A	GACAA	GAC	0	
F4	HORIZ. DAMPER	1351B	GACAB	GAC	3	
F4	SHANK ASSY	1352C	GACAC	GAC	A	

PG 95.J1R1 DATE = 09/16/75

FLIGHT SAFETY PREDICTION TECHNIQUE

	0000000011111111122222222233333333344444444445555555556666666667777777778
	1234567890123456789012345678901234567890123456789012345678901234567890
F4 VERTICAL DAMPER	1351N GACAN GAC 7
F4 HOOK POINT ASSY	1352B GACAX GAC A
F4 HOOK ACTUATION	GACB GAC AAAAAAAAAA
F4 ACTUATING CYLINDER	1351A GACBA GACB A
F4 AIR CHARGE VALVE	1351D GACBD GACB 1
F4 AMNIFOLD AIR OIL FILTER	1351E GACRE GACB 1
F4 UP LATCH INSTLLTN	1351L GACBL GACB 2
F4 HOOK ACTIVATION	GACC GACB AAAAAAAAAA
F4 SELECTOR VALVE	1351M GACCM GACC A
F4 SURGE DAMPER	1351P GACCP GACC 1
F4 HOOK CONTROL	GACD GACC AAAAAAAAAA
F4 UP LIMIT SWITCH	1353A GACDA GACD 8
F4 HOOK DWD SELECT	GACE GACD AAAAAAAAAA
F4 ARREST GEAR LEVER	1351H GACEH GACE A
F4C LEFT MAIN 115VAC DIST.	GACLM GABAS AAAAAAAAAA
F4D LEFT MAIN 115VAC DIST.	GACLM GABAS AAAAAAAAAA
F4E LEFT MAIN 115VAC DIST.	GACLM GABAS AAAAAAAAAA
F4	GACLM GBAU AAAAAAAAAA
F4 DRAG CHUTE JETTISON	GAD GA 000000000
F4 JETTISON ACTUATION	GADA GAD AAAAAAAAAA
F4 GROUND CONT ATTENUATION	GAX G 111111111
F4 DIRECTIONAL CONTROL	GB G 11000011
F4 NOSE WHEEL STEERING	GBA GA3 11000011
F4 NOSE WHEEL POSITIONING	GBA GBAF FAAAAAAAAA
F4 NOSE WHEEL ACTUATION	GAA GB AAAAAAAAAA
F4 POWER UNIT STEERING	1334B GBAAA GAA A
F4 PWR STEERING UNIT	1334B GBAAA GBB A
F4 SERVO VALVE	1334H GBAAH GRAA A
F4 SYST. ACTIVATION	GBAB GBAA AAAAAAAAAA
F4 SELECTOR VALVE	1334J GBABA GBAB A
F4 FILTER	1334F GBAB GBAB 1
F4 SIGNAL XMISSION	GBAB GBAB AAAAAAAAAA
F4 INPUT PDT	1334D GBACA GBAC A
F4 CONTROL BOX	1334C GBACR GBAC 8
F4 STEERING CONTROL	GBAD GBAC AAAAAAAAAA
F4 STEERING CONTROL	GBAD GBH FAAAAAAAAA
F4 FWD STICK GRIP	1411A GBADB GBAD 2
F4D AFT STICK GRIP	1411L GBADC GBAD 0
F4E AFT STICK GRIP	1411L GBADC GBAD 0
F4K AFT STICK GRIP	1411L GBADC GBAD 0
F4C AFT STICK GRIP	1412B GBADC GBAD 0
F4 MODE SELECT	GBAF GBAD AAAAAAAAAA
F4 COMMAND POT	1334M GBAEA GBAE A
F4 POSITION FEED BACK	GBAF GBAD AAAAAAAAAA
F4 FOLLOW UP POT	1334L GBAFR GBAF A
F4 COLLAR AND GEAR ASSY	1334K GB AFC GB A
F4 NOSE WHEEL DAMPING	GBB GB C10000010
F4 COMPENSATOR PWR UNIT	1334A GBBA GBH 5
F4C 28VDC LEFT DIST.GRND.CONT.	GDCL GBSS AAAAAAAAAA
F4D 28VDC LEFT DIST.GRND.CONT.	GDCL GBSS AAAAAAAAAA



PGG095.JIR1 DATE = 09/16/75

FLIGHT SAFETY PREDICTION TECHNIQUE

000000001111111122222222333333333444444445555555566666666777777778  
 12345678901234567890123456789012345678901234567890123456789012345678901234567890

F4	CRANK ASSY INBD DOOR	1324B	LLAABB	LLAAB	A
F4	CRANK ASSY INBD DOOR	1323B	RLAABB	RLAAB	A
F4	VALVE SEQUENCE NLG	1324C	LLAABC	LLAAB	A
F4	VALVE SEQUENCE	1323C	RLAABC	RLAAB	A
F4	DOOR GEAR STRUT	1324D	LLAABD	LLAAB	5
F4	DOOR GEAR STRUT	1323D	RLAABD	RLAAB	5
F4	DOOR OUTBD	1324E	LLAABE	LLAAB	5
F4	DOOR OUTBD	1323E	RLAABE	RLAAB	5
F4	DOOR INBD	1324F	LLAABF	LLAAB	5
F4	DOOR INBD	1323F	RLAABF	RLAAB	5
F4	LINK OUTBD	1324G	LLAABG	LLAAB	A
F4	LINK OUTBD	1323G	RLAABG	RLAAB	A
F4	EXTEND NOSE LANDING GEAR		LAB	LA	AAAAAAAA
F4	NLG DOWN AND LOCKED		LABA	LAB	AA00000AA
F4			LABA	LAE	FAA00000AA
F4	NOSE GEAR DWN. SWITCH	1314C	LABAA	GRAD	A
F4	ACTUATOR NLG DRAG BRACE	1331A	LABAAX	LABA	A
F4	VALVE ASSY UPLATCH SEQUENCE	1331B	LABAB	LABA	A
F4	STRUT NLG	1331C	LABAC	LABA	A
F4	TORQUE ARM	1331D	LABAD	LABA	8
F4	SHUTTLE VALVE	1331E	LABAE	LABA	A
F4C	TUBE METERING	1331G	LABAG	LABA	5
F4D	TUBE METERING	1331G	LABAG	LABA	5
F4R	TUBE METERING	1331G	LABAG	LABA	5
F4	NLG SWIVELS	1331J	LABAJ	LABA	5
F4	VALVE SHUTTLE NLG	1332F	LARAK	LABA	A
F4	NLG DOORS OPEN		LABC	LABA	AAAAAAAA
F4			LABC	LAE	FAAAAAAAAA
F4	NLG DOORS OPEN		LABC	LC	F0000000AA
F4	CYL NLG UNLOCK	1332A	LABCA	LABC	A
F4	HOOK ASSY DOOR UPLATCH	1332C	LABCC	LABC	A
F4	LINK ASSY AFT DOOR DRIVE	1332D	LABCD	LABC	A
F4	BELLCRANK UNLOCK MECHNISM	1332B	LABCE	LABC	A
F4	YOKE NLG UPLATCH	1332E	LABCEX	LABC	A
F4	VALVE SHUTTLE NLG	1332F	LABCF	LABC	A
F4	DOOR NLG AFT	1332G	LABCG	LABC	2
F4	DOOR NLG FWD	1332H	LABCH	LABC	2
F4	BELLMOUTH CABLES	1332M	LABCM	LABC	1
F4	BELLMOUTH PULLEYS	1332N	LABCN	LARC	1
F4			LAC	LA	SAAAAAAAAA
F4	LANDING GEAR ACTUATION DOWN		LAC	LLAAB	FAAAAAAAAA
F4			LAC	RLAAB	FAAAAAAAAA
F4			LAC	LABC	FAAAAAAAAA
F4	EMERGENCY OPERATION LG DOWN		LACA	LAC	K LACF 0000000A0
F4	HI PRESS AIR REG / DIST		LACB	LACA	0000000A0
F4	HANDLE CONTROL	1311A	LACBA	LACB	5
F4	HANDLE EMERGENCY EXTENSION	1315A	LACBB	LACB	5
F4	VALVE EMERGENCY PNEUMATIC	1315B	LACBC	LACH	A
F4	VALVE DUMP	1315E	LACBE	LACB	A
F4	VALVE CHECK	1315F	LACBF	LACB	2

PGG095.J1R1 DATE = 09/16/75

FLIGHT SAFETY PREDICTION TECHNIQUE

```

00000000111111111222222222233333333444444445555555566666666777777778
1234567890123456789012345678901234567890123456789012345678901234567890
F4 VALVE RESTRICTOR          1315G LACBG LACB 2
F4 VALVE RELIEF              1315H LACBH LACB 2
F4 HI PRESS AIR SUPPLY      1315C LACC LACB AAAAAAAAAA
F4 BOTTLE AIR                1315D LACCC LACC 0
F4 GAGE AIR PRESSURE        1315D LACCD LACC 0
F4 ELECTRICAL SEQUENCE CONTROL LACD EBAG FAAAAAAAAA
F4 ELECTRICAL SEQ CONTROL LACD LACG AAAAAAAAAA
F4 SWITCH CONTROL RELAY     1311B LACDA LACD A
F4 CIRCUIT BREAKER         4211A LACDB LACD A
F4 L. G. MODE SELECT        LACE LBBMC A0000000AA
F4 LNDNG GEAR MODE SEL.     LACE RBBMC A0000000AA
F4 MODE SELECT              LACE LACD AAAAAAAAAA
F4 HANDLE CONTROL          1311A LACEA LACF A
F4 SWIVELS                  1311C LACEB LACE A
F4 NORMAL OPERATION        LACF LAC LACA 22222222
F4 HYD POWER REG / DIST    LACG LBC AAAAAAAAAA
F4 VALVE SELECTOR          1312A LACGA LACF AAAAAAAAAA
F4 VALVE RESTRICTOR        1312B LACGB LACG A
F4 SWIVEL                   1312C LACGC LACG A
F4 VALVE DUMP               1315E LACGD LACG A
F4 EMERGENCY MODE SELECT LACH LACC AAAAAAAAAA
F4 MLG POS INDICATE / WARNING LAD DCK AAAAAAAAAA
F4 SWITCH MLG DOWN POS INDICATE 1314B LLADA LAD A
F4 SWITCH MLG CLOSE LIMIT L&H 1314A LLADB LAD A
F4 SWITCH MLG DOWN POS INDICATE 1314B RLADC LAD A
F4 SWITCH MLG CLOSE LIMIT R&H 1314A RLADD LAD A
F4 CYL ASSY HYD INBD DOOR R&H 1323A RLADDA RLAAB A
F4 CRANK ASSY INBD DOOR R&H 1323B RLADDB RLAAB A
F4 VALVE SEQUENCE MLG R&H 1323C RLADDC RLAAB A
F4 DOOR GEAR STRUT R&H 1323D RLADDD RLAAB 5
F4 DOOR OUTBD R&H 1323E RLADDE RLAAB 5
F4 DOOR INBD R&H 1323F RLADDF RLAAB 5
F4 LINK OUTBD DOOR R&H 1323G RLADDG RLAAB A
F4 SWITCH MLG CLOSE LIMIT L&H 1314A LLADE LAD 1
F4 INDICATOR GEAR POSITION 1313A LADF LAD A
F4 SWITCH MLG UP POS INDICATE 1314B LLADF LAD A
F4 WARNING LIGHT GEAR HANDLE 1313B LADG LAD A
F4 NLG POS INDICATE AND WARNING LAE DCK AAAAAAAAAA
F4 SWITCH NLG DWN POS IND 1314C LAEAX LAF A
F4 SWITCH NLG UP POS IND 1314D LAEAY LAE A
F4 INDICATOR GEAR POSITION 1313A LAEF LAE A
F4 WARNING LIGHT GEAR HANDLE 1313B LAEG LAL A
F4 RETRACT LANDING GEAR LB LX 111111111
F4 RETRACT MAIN LANDING GEAR LBA LB AAAAAAAAAA
F4 RETRACT MLG LBA LC F110000000
F4 LEFT MLG DOORS CLOSED LLBAA LAD FAAAAAAAAA
F4 RIGHT MLG DOORS CLOSED LLBAA LBA AAAAAAAAAA
F4 RLBAALAD FAAAAAAAAA
F4 LBA LBA AAAAAAAAAA

```

AD-A054 487

ARINC RESEARCH CORP ANNAPOLIS MD  
DEVELOPMENT OF AIR FORCE FLIGHT SAFETY MODELS. VOLUME 5. F-4D, --ETC(U)  
OCT 75

F/G 1/2

F09603-72-A-1132

NL

UNCLASSIFIED

C54-01-1-1406-VOL-5

3 of 3  
AD  
A054487



END  
DATE  
FILMED  
7 -78  
DDC

PGG-195.JIR1 DATE = 09/16/75

FLIGHT SAFETY PREDICTION TECHNIQUE

00000000111111112222222222333333333344444444445555555555666666666677777777778							
12345678901234567890123456789012345678901234567890123456789012345678901234567890							
F4	CYL ASSY HYD INBD DOOR R&H	1323A	RLBAAA	RLBAA	A		
F4	CYL ASSY HYD INBD DOOR L&H	1324A	LLBAAB	LLBAA	A		
F4	CRANK ASSY INBD DOOR R&H	1323B	RLBAAB	RLBAA	A		
F4	CRANK ASSY INBD DOOR L&H	1324B	LLBAAC	LLBAA	A		
F4	VALVE SEQUENCE MLG R&H	1323C	RLBAAC	RLBAA	A		
F4	VALVE SEQUENCE MLG L&H	1324C	LLBAAD	LLBAA	A		
F4	DOOR GEAR STRUT R&H	1323D	RLBAAD	RLBAA	5		
F4	DOOR GEAR STRUT L&H	1324D	LLBAAE	LLBAA	5		
F4	DOOR OUTBD R&H	1323E	RLBAAE	RLBAA	5		
F4	DOOR OUTBD L&H	1324E	LLBAAF	LLBAA	5		
F4	DOOR INBD R&H	1323F	RLBAAF	RLBAA	5		
F4	DOOR INBD L&H	1324F	LLBAAG	LLBAA	5		
F4	LINK OUTBD DOOR R&H	1323G	RLBAAG	RLBAA	A		
F4	LINK OUTBD DOOR L&H	1324G	LLBAAH	LLBAA	A		
F4			LLBAB	LAU	FAAAAAAAAA		
F4	LEFT MLG UP AND LOCKED		LLBAB	LLHAA	AAAAAAAAAA		
F4	R MLG UP AND LOCKED		RLBAB	EJJ	11111111		
F4			RLBAB	LAU	FAAAAAAAAA		
F4	RIGHT MLG UP AND LOCKED		RLBAB	RLBAA	AAAAAAAAAA		
F4	SWITCH COMPRESSION SAFETY	1314E	LLBABA	LLBAB	A		
F4	VALVE SEQUENCE MLG L&H	1324C	LLBABB	LLRAB	A		
F4	SWITCH COMPRESSION SAFETY	1314E	RLBABB	RLBAB	2		
F4	SHOCK STRUT L&H	1322A	LLBABC	LLBAB	A		
F4	VALVE SEQUENCE MLG L&H	1323C	RLBABC	RLBAB	A		
F4	SHRINK MECHANISM L&H	1322B	LLBABD	LLBAB	5		
F4	SHOCK STRUT R&H	1321A	RLBABD	RLBAB	A		
F4	VALVE SHUTTLE L&H	1322D	LLBABE	LLBAB	A		
F4	SHRINK MECHANISM R&H	1321B	RLBABE	RLBAB	5		
F4	VALVE SEQUENCE L&H	1322E	LLBABF	LLBAB	A		
F4	VALVE SHUTTLE R&H	1321D	RLBABF	RLBAB	A		
F4	VALVE RESTRICTOR L&H	1322F	LLBABG	LLBAB	A		
F4	VALVE SEQUENCE R&H	1321E	RLBABG	RLBAB	A		
F4	UPLOCK MECHANISM L&H	1322G	LLBABH	LLBAB	A		
F4	VALVE RESTRICTOR R&H	1321F	RLBABH	RLBAB	A		
F4	CYLINDER UPLOCK L&H	1322H	LLBABJ	LLBAB	A		
F4	UPLOCK MECHANISM R&H	1321G	RLBABJ	RLBAB	A		
F4	LINK TORQUE L&H	1322K	LLBABK	LLBAB	5		
F4	CYLINDER UPLOCK R&H	1321H	RLBABK	RLBAB	A		
F4	DRAG BRACE ASSY L&H	1322L	LLBABL	LLBAB	A		
F4	LINK TORQUE R&H	1321K	RLBABL	RLBAB	5		
F4	ACTUATOR SIDE BRACE L&H	1322M	LLBARM	LLRAB	A		
F4	DRAG BRACE ASSY R&H	1321L	RLBARM	RLBAB	A		
F4	ACTUATOR SIDE BRACE R&H	1321M	RLBARN	RLBAB	A		
F4	RETRACT NOSE LANDING GEAR		LBB	LR	AAAAAAAAAA		
F4	RETRACT NLG		LBR	LC	F11000000		
F4			LBR	LAF	FAAAAAAAAA		
F4	NLG DOORS CLOSED		LBB	LBB	AAAAAAAAAA		
F4	CYL NLG UPLOCK	1332A	LBBAA	LBBAA	A		
F4	BELLCRANK UPLOCK MECHANISM	1332B	LBBAB	LBBAA	A		
F4	HOOK ASSY DOOR UPLATCH	1332C	LBBAC	LBBAA	A		

066195.J1R1 DATE = 09/16/75

FLIGHT SAFETY PREDICTION TECHNIQUE

0000000011111111222222222222333333333344444444445555555555666666666677777777778  
12345678901234567890123456789012345678901234567890123456789012345678901234567890

F4 LINK ASSY AFT DOOR DRIVE	1332D	L8BA0	L8BA	A
F4 YOKE NLG UPLATCH	1332F	L8BAF	L8BA	A
F4 VALVE SHUTTLE NLG	1332F	L8BAF	L8BA	A
F4 DOOR NLG AFT	1332G	L8BAG	L8BA	2
F4 DOOR NLG FWD	1332H	L8BAH	L8BA	2
F4 BELLMOUTH CABLES	1332M	L8BAM	L8BA	1
F4 BELLMOUTH PULLEYS	1332N	L8BAN	L8BA	1
F4 NLG UP AND LOCKED		L8BB	FJJ	F111111111
		L8BB	LAE	FAAAAAAAAA
F4 NLG UP AND LOCKED		L8BB	L8BA	AAAAAAAAAA
F4 ACTUATOR NLG DRAG BRACE	1331A	L88BA	L88B	A
F4 VALVE ASSY UPLATCH SEQUENCE	1331B	L88BB	L88B	A
F4 STRUT NLG	1331C	L88BC	L88B	A
F4 TORQUE ARM	1331D	L88BD	L88B	4
F4 SHUTTLE VALVE	1331E	L88BE	L88B	A
F4C TUBE METERING	1331G	L88BG	L88B	5
F4D TUBE METERING	1331G	L88BG	L88B	5
F4E TUBE METERING	1331G	L88BG	L88B	5
F4 NLG SWIVELS	1331J	L88BJ	L88B	5
F4 VALVE SHUTTLE NLG	1332F	L88BK	L88B	A
F4 LG UP ACTUATION		L8C	RCU	FAAAAAAAAA
F4		L8C	LR	SAAAAAAAAA
F4 LANDING GEAR ACTUATION UP		L8C	LL8AB	FAAAAAAAAA
F4		L8C	RL8AB	FAAAAAAAAA
F4		L8C	L88B	FAAAAAAAAA
F4 ROLLING SUPPORT		LC	L	19J00C091
F4 WHEEL MLG L&H	1325A	LLCA	LC	8
F4 TIRE MLG L&H	1325D	LLCB	LC	8
F4 WHEEL MLG R&H	1326A	RLCC	LC	8
F4 TIRE MLG R&H	1326B	RLCD	LC	8
F4 WHEEL NLG	1333A	LCE	LC	2
F4 BEARINGS NLG	1333B	LCF	LC	2
F4 TIRE NLG L&H	1333C	LLCG	LC	2
F4 TIRE NLG R&H	1333D	RLCH	LC	2
F4 PNEU SYS HI PRESS AIR		LUP	LACC	AAAAAAAAAA
F4 UTILITY DC ELECTRICAL SUPPLY		LURDC	LACD	AAAAAAAAAA
F4 RETRACT SENSITIVITY ATT		LX	L	010000000
F4 MISSION SUPPORT		M		AAAAAAAAAA
F4 BOMPX/ROCKETS/MISSILES		MB	M	111111111
F4 SUSPENSION		MC	MB	121111121
F4 PRIMARY SUSPENSION		MCA	BCUE	FAAAAAAAAA
F4 PRIMARY SUSPENSION		MCA	BCUH	FAAAAAAAAA
F4 PRIMARY SUSPENSION		MCA	MC	AAAAAAAAAA
F4 PRIMARY SUSPENSION		MCA	MEP	FAAAAAAAAA
F4C PRIMARY SUSPENSION		MCA	MGC	FAAAAAAAAA
F4D PRIMARY SUSPENSION		MCA	MGC	FAAAAAAAAA
F4E PRIMARY SUSPENSION		MCA	MGC	FAAAAAAAAA
F4C PRIMARY SUSPENSION		MCA	MRBC	FAAAAAAAAA
F4D PRIMARY SUSPENSION		MCA	MRBC	FAAAAAAAAA
F4E PRIMARY SUSPENSION		MCA	MRBC	FAAAAAAAAA

06095JUL DATE = 09/16/75

FLIGHT SAFETY PREDICTION TECHNIQUE

0000000011111111111122222222333333334444444455555555666666667777777788							
1234567890123456789012345678901234567890123456789012345678901234567890							
F40 PRIMARY SUSPENSION		MCA		MT		FAAAAAAAAA	
F40 PRIMARY SUSPENSION		MCA		MT		FAAAAAAAAA	
F40 PRIMARY SUSPENSION		MCA		MT		FAAAAAAAAA	
F40 AERO-7A LAUNCHERS 24EAK	75130	MCA		MCA		1	
F40 AERO-7A LAUNCHERS 24EAK	75130	MCA		MCA		1	
F40 AERO-7A LAUNCHERS 24EAK	75130	MCA		MCA		1	
F40 AERO-12 BOMB RACK 24EAK	75100	MCA		MCA		2	
F40 AERO-27A BOMB RACK	75140	MCA		MCA		3	
F40 ATTACH BOLT INBD 2EAK	7510F	MCA		MCA		2	
F40 DISCONNECT INBD 2EAK	7510E	MCA		MCA		2	
F40 PYLON OUTBD LH	7510B	MCA		MCA		2	
F40 PYLON OUTBD RH	7510C	MCA		MCA		2	
F40 PYLON INBD LH	7510A	MCA		MCA		2	
F40 PYLON INBD RH	7510A	MCA		MCA		2	
F40 SECONDARY SUSPENSION		MCB		MC		AAAAAAAAAA	
F40 SECONDARY SUSPENSION		MCB		MC		AAAAAAAAAA	
F40 SECONDARY SUSPENSION		MCB		MC		AAAAAAAAAA	
F40 SECONDARY SUSPENSION NOT F		MCB		MC		00000000	
F40 L-43 MISS LAUNCHER	75B60	MCBA		MCB		1	
F40 L-43 MISS LAUNCHER	75B60	MCBA		MCB		1	
F40 L-42 MISS LAUNCHER	75B50	MCBB		MCB		1	
F40 L-42 MISS LAUNCHER	75B50	MCBB		MCB		1	
F40 L-41 MISS LAUNCHER	75B40	MCBC		MCB		1	
F40 L-41 MISS LAUNCHER	75B40	MCBC		MCB		1	
F40 LAU-32B ROCKET LAUNCH	75110	MCHD		MCB		1	
F40 LAU-3A LAUNCH	751F0	MCHB		MCH		1	
F40 AERO-3B LAUNCH 2EAK	75110	MCHB		MCB		1	
F40 AERO-3B LAUNCH 2EAK	75110	MCHB		MCB		1	
F40 LAU-7A MISS LAUNCH 2EAK	751F0	MCHG		MCB		1	
F40 LAU-34A MISS LAUNCH 2EAK	75170	MCHH		MCB		2	
F40 AN/A DISP	751B0	MCHJ		MCB		1	
F40 SUU-20A ROCKET DISP	751M0	MCHK		MCB		1	
F40 SUU-21 BOMB DISP	751M0	MCHL		MCB		1	
F40 LAU-33A/35 LAUNCH	751F0	MCHM		MCB		1	
F40 LAU-18A LAUNCH	751A0	MCHN		MCB		1	
F40 LAU-10A LAUNCH	75190	MCHP		MCB		1	
F40 LAU-63A ROCKET LAUNCH	751C0	MCHQ		MCB		1	
F40 LAU-59A ROCKET LAUNCH	75240	MCHR		MCB		1	
F40 LAU-32B/A ROCKET LAUNCH	75120	MCHS		MCB		1	
F40 LAU-32B/A ROCKET LAUNCH	75120	MCHT		MCB		1	
F40 TRIPLE EJECTOR RACKS 2EAK	75320	MCHU		MCB		2	
F40 MULTIPLE EJECTOR RACKS 2EAK	75310	MCHV		MCB		2	
F40 ADAPTER INBD SP. WEPS 2EA	75280	MCHW		MCB		1	
F40 ADAPTER INBD 2EAK	75220	MCHX		MCB		1	
F40 ADAPTER OUTBD 2EAK	75220	MCHY		MCB		1	
F40 ADAPTER CL 2EAK	75210	MCHZ		MCB		1	
F40 RELEASE		MD		MB		01111110	
F40 ARMAMENT CONTROL		MDA		MDC		AAAAAAAAAA	
F40 LANDING GEAR INTERLOCK		MDAA		MDA		AAAAAAAAAA	
F40 AFT EMER LG HANDLE SW	1515A	MDAAW		MDA		A	

PGG 195. JIRL DATE = 09/16/75

FLIGHT SAFETY PREDICTION TECHNIQUE

10000000111111111222222222333333333334444444444455555555555666666666677777777778		1234567890123456789012345678901234567890123456789012345678901234567890			
F40	SCISSORS SW	1314F	MDAAX	MDAA	1
F4	LG OVERRIDE SW	9975A	MDAAY	MDAA	1
F4	LG HANDLE SW	1311B	MDAAZ	MDAA	1
F4	SPECIAL WEAPONS CONTROL		MDAB	MDA	AAAAAAAA
F40	DCU-116 CONTROL PANEL	75870	MDABT	MDAB	A
F40	DCU-116 CONTROL PANEL	75870	MDABT	MDAB	A
F40	DCU-116 CONTROL PANEL	75870	MDABT	MDAB	A
F40	TD-709 TIMER	75860	MDABU	MDAB	3
F40	DCU-9 CONTROL	75850	MDABV	MDAB	5
F40	DCU-94 CONTROL	75810	MDABW	MDAB	5
F40	DCU-94 CONTROL	75810	MDABW	MDAB	5
F40	DCU-94 CONTROL	75810	MDABW	MDAB	5
F40	SP WPNS FIRE CCTS	75620	MDABX	MDAB	8
F40	SP WPNS FIRE CCTS	75620	MDABX	MDAB	8
F40	SP WPNS FIRE CCTS	75620	MDABX	MDAB	8
F4	SP WPNS RELAY PANEL	75840	MDABY	MDAB	8
F4	NUC STORES CONSENT SW	75830	MDABZ	MDAB	A
F40	CONVENTIONAL WEAPONS		MDAC	MDA	AAAAAAAA
F40	CONVENTIONAL WEAPONS		MDAC	MDA	AAAAAAAA
F40	CONVENTIONAL WEAPONS		MDAC	MDA	AAAAAAAA
F40	CONVENTIONAL WEAPONS NOT R		MDAC	MDA	00000000
F40	WPN READY LIGHTS	7591H	MDACT	MDAC	0
F4	ARM/SAFE SW	75550	MDACU	MDAC	0
F4	LAUNCH TRIGGER SW	75540	MDACV	MDAC	0
F4	PYLON RELAY PANEL 84EAC	75510	MDACW	MDAC	2
F40	WIRE HARNESS MULT WPNS	7591K	MDACX	MDAC	1
F4	STATION SELECT SW	7591F	MDACY	MDAC	1
F4	WEAPON SELECT SW	7591E	MDACZ	MDAC	3
F40	BOMB CONTROL SW	7582A	MDAY	MDA	8
F40	MASTER ARMSW	7591A	MDAZ	MDA	A
F40	MASTER ARMSW	7591A	MDAZ	MDA	A
F40	MASTER ARMSW	7591A	MDAZ	MDA	A
F4	JETTISON		MDR	BCUE	F11111111
F4	JETTISON		MDR	BCUH	F11111111
F4	JETTISON		MDR	MD	K MDC AAAAAAAA
F4	JETTISON		MDR	MEB	F11111111
F40	JETTISON		MDR	MGC	F11111111
F40	JETTISON		MDR	MGC	F11111111
F40	JETTISON		MDR	MGC	F11111111
F40	JETTISON		MDR	MRBC	F11111111
F40	JETTISON		MDR	MRBC	F11111111
F40	JETTISON		MDR	MRBC	F11111111
F40	JETTISON		MDR	MT	F11111111
F40	JETTISON		MDR	MT	F11111111
F40	JETTISON		MDR	MT	F11111111
F40	SELECT MISSILE JETT SW	7561G	MDRU	MDR	1
F40	SELECT MISSILE JETT SW	7561G	MDRU	MDR	1
F40	SELECT MISSILE JETT SW	7561G	MDRU	MDR	1
F4	CENTER STA JETT SW	4641A	MDRW	MDR	1
F4	WING STA JETT SW	4641A	MDRX	MDR	1

060195 JIRI DATE = 09/16/75

FLIGHT SAFETY PREDICTION TECHNIQUE

00000001111111112222222233333333334444444444555555555566666666667777777778		1234567890123456789012345678901234567890123456789012345678901234567890			
F4	MUC JETT SW	7582B	MDBY	MDB	A
F4	EMER JETT SW	75840	MDBZ	MDB	1
F4	NORMAL RELEASE		MDC	MD	MDB 00001000
F40	MISSILE RELEASE		MDCB	MDC	AAAAAAAAAA
F40	MISSILE RELEASE		MDCB	MDC	AAAAAAAAAA
F4E	MISSILE RELEASE		MDCB	MDC	AAAAAAAAAA
F4E	MISSILE RELEASE NOT ON R		MDCB	MDC	00000000
F40	MISSILE DOORS CONTROL		MDCBA	MDCB	00000000
F40	MISSILE DOORS CONTROL		MDCBA	MDCB	00000000
F4E	MISSILE DOORS CONTROL		MDCBA	MDCB	00000000
F40	CYL ASSY FIN DOOR FWD	4514C	MDCBAX	MDCBA	5
F40	CYL ASSY FIN DOOR FWD	4514C	MDCBAX	MDCBA	5
F4E	CYL ASSY FIN DOOR FWD	4514C	MDCBAX	MDCBA	5
F40	CYL ASSY FIN DOOR AFT	4514B	MDCBAY	MDCBA	5
F40	CYL ASSY FIN DOOR AFT	4514B	MDCBAY	MDCBA	5
F4E	CYL ASSY FIN DOOR AFT	4514B	MDCBAY	MDCBA	5
F40	VALVE ASSY	4514A	MDCBAZ	MDCBA	A
F40	VALVE ASSY	4514A	MDCBAZ	MDCBA	A
F40	VALVE ASSY	4514A	MDCBAZ	MDCBA	A
F4	ACMS HIT AIR DATA SW	75710	MDCBF	MDCB	C
F4	MISSILE FIRING PANEL	75520	MDCBG	MDCB	B
F4	HARNESS	75650	MDCBH	MDCB	2
F4	HARNESS	75650	MDCBJ	MDCB	2
F4	HARNESS	7565B	MDCBK	MDCB	2
F4	HARNESS	7565A	MDCBL	MDCB	2
F4	AIM-7 HARNESS WIRING	75650	MDCBM	MDCB	2
F4	MULT WPNS FIRE CKTS	75630	MDCBN	MDCB	3
F4	ARM RELAY PANEL	7561L	MDCBP	MDCB	5
F4	PYLON RELAY ASSY	7561K	MDCBQ	MDCB	2
F4	PYLON RELAY ASSY	7561J	MDCBR	MDCB	2
F4	MISS STATUS PANEL	7561H	MDCBS	MDCB	C
F4	MISS FIRE RELAY ASSY	7561F	MDCBT	MDCB	5
F4	MISSILE CONTROLS	7561E	MDCBU	MDCB	8
F4	AG SEQ SW	7561D	MDCBV	MDCB	5
F4	AUX NO2 MISS FIRE RELAY ASSY	7561C	MDCBW	MDCB	5
F4	AUX NO1 MISS FIRE RELAY ASSY	7561B	MDCBX	MDCB	5
F4	AUX ARM COUT PANFL	7561A	MDCBY	MDCB	8
F40	BOMBS/ROCKETS RELEASE		MDC	MDC	AAAAAAAAAA
F40	BOMBS/ROCKETS RELEASE		MDC	MDC	AAAAAAAAAA
F4E	BOMBS/ROCKETS RELEASE		MDC	MDC	AAAAAAAAAA
F40	STEPPING SWITCH	75910	MDCCV	MDC	1
F40	STEPPING SWITCH	75910	MDCCV	MDC	1
F4E	STEPPING SWITCH	75910	MDCCV	MDC	1
F40	INTERVAL SWITCH	7591C	MDCCW	MDC	1
F40	INTERVAL SWITCH	7591C	MDCCW	MDC	1
F4E	INTERVAL SWITCH	7591C	MDCCW	MDC	1
F40	ARM SWITCH	7591B	MDCCX	MDC	0
F40	ARM SWITCH	7591B	MDCCX	MDC	0
F4E	ARM SWITCH	7591B	MDCCX	MDC	0
F40	MULT WDNS FIRING CKTS	75630	MDCZ	MDC	2

PG6895.JIR1 DATE = 09/16/75

FLIGHT SAFETY PREDICTION TECHNIQUE

00000000111111111222222222333333334444444455555555666666667777777778					
1234567890123456789012345678901234567890123456789012345678901234567890					
F4E MULT WDNS FIRING CKTS	75630	MDC CZ	MDC C	2	
F4E MULT WDNS FIRING CKTS	75630	MDC CZ	MDC C	2	
F4E AUTO COMMANDS		MDC D	MDC C		111111111
F4D AUTO COMMANDS		MDC D	MDC C		111111111
F4E AUTO COMMANDS		MDC D	MDC C		111111111
F4C INTERVACMETER	75930	MDC DY	MDC D	1	
F4E INTERVACMETER	75930	MDC DY	MDC D	1	
F4E INTERVACMETER	75930	MDC DY	MDC D	1	
F4C CRU PILOT PANEL	75920	MDC DZ	MDC D	0	
F4E CRU PILOT PANEL	75920	MDC DZ	MDC D	0	
F4E CRU PILOT PANEL	75920	MDC DZ	MDC D	0	
F4E AUTO COMMANDS ,MISSILE.		MDC E	MDC B		111111111
F4E PILOT ACTION		MDC F	MD		000000000
F4C PILOT ACTION		MDC F	MDC B		111111111
F4D PILOT ACTION		MDC F	MDC B		111111111
F4E PILOT ACTION		MDC F	MDC B		111111111
F4C PILOT ACTION		MDC F	MDC C		111111111
F4D PILOT ACTION		MDC F	MDC C		111111111
F4E PILOT ACTION		MDC F	MDC C		111111111
F4D AIM-4 CONTROL		MDC G	MDC E		111111111
F4E AIM-4 CONTROL		MDC G	MDC E		111111111
F4E AIM-4 CONTROL		MDC G	MDC U		111111111
F4E AIM-4 CONTROL		MDC G	MDC U		111111111
F4E LOGIC CONTROL	75F20	MDC GY	MDC G	8	
F4E LOGIC CONTROL	75F20	MDC GY	MDC G	8	
F4E DATA CONVERTER	75E10	MDC GZ	MDC G	8	
F4E DATA CONVERTER	75E10	MDC GZ	MDC G	8	
F4E COMMAND GUIDANCE		MDC H	MDC E		000000000
F4E WARNING LIGHT	75A1K	MDC HV	MDC H	0	
F4E WARNING SYSTEM	75A1J	MDC HW	MDC H	0	
F4E MJUNT	75A1H	MDC HX	MDC H	1	
F4E CONTROL	75A1G	MDC HY	MDC H	5	
F4E TRANSMITTER	75A10	MDC HZ	MDC H	8	
F4E RADAR FIRE CONTROL		MDC J	MDC E		999999999
F4D RADAR FIRE CONTROL		MDC J	MDC L		111111111
F4E RADAR FIRE CONTROL		MDC J	MDC L		111111111
F4D RADAR FIRE CONTROL		MDC J	MDC N		111111111
F4E RADAR FIRE CONTROL		MDC J	MDC N		111111111
F4C RADAR FIRE CONTROL		MDC J	MDC U		888888888
F4D RADAR FIRE CONTROL		MDC J	MDC U		888888888
F4E RADAR FIRE CONTROL		MDC J	MDC U		888888888
F4C VALUE..AUT PRESS REDUCE	4513R	MDC JS	MDC J	A	
F4D VALUE..AUT PRESS REDUCE	4513R	MDC JS	MDC J	A	
F4E VALUE..AUT PRESS REDUCE	4513R	MDC JS	MDC J	A	
F4E LOGIC UNIT	74FCC	MDC JT	MDC J	1	
F4E DISPLAY GROUP	74LCC	MDC JU	MDC J	1	
F4E RADAR SET APQ-120	74FCC	MDC JV	MDC J	1	
F4D SCAN CONVERTER SET	74DCC	MDC JW	MDC J	1	
F4D RADAR SET APA-165	74ACC	MDC JX	MDC J	1	
F4C RADAR GROUP APA-157	742CC	MDC JY	MDC J	1	

0000000011111111222222223333333333444444444455555555666666667777777778

FLIGHT SAFETY PREDICTION TECHNIQUE

1234567890123456789012345678901234567890123456789012345678901234567890

F40 RADAR SET APQ-100	74100	MDCJZ	MDCJ	1
F40 VISUAL INFO		MDCX	MDCF	00000000
F4E VISUAL INFO		MDCX	MDCF	00000000
F40 LEAD COMPUTUS/OPTICAL SIGH		MDCI	MDCX	11111111
F4E LEAD COMPUTUS/OPTICAL SIGH		MDCI	MDCX	11111111
F4E LCOS ASG-26	74800	MDCLY	MDCI	8
F40 LCOS ASG-22	74900	MDCI2	MDCI	8
F40 TARGET IDENTIFICATION		MDCM	MDCX	11111111
F4E TARGET IDENTIFICATION		MDCM	MDCX	11111111
F40 TGT DESIG SET AUQ-23	73900	MDCMw	MDCM	8
F40 TGT DESIG SET AUQ-10	73800	MDCMX	MDCM	8
F40 LASER SYSTEM AUQ-5	73700	MDCMY	MDCM	8
F4E TISED SET	71400	MDCMZ	MDCM	8
F40 WEAPONS REL COMPUTATION		MDCN	CZM	00000000
F4E WEAPONS REL COMPUTATION		MDCN	CZM	00000000
F40 WEAPONS REL COMPUTATION		MDCN	MDCD	55555555
F4E WEAPONS REL COMPUTATION		MDCN	MDCD	55555555
F40 WEAPONS REL COMPUTATION		MDCN	MDCD	F11111111
F4E WEAPONS REL COMPUTATION		MDCN	MDCD	F11111111
F40 WEAPONS REL COMPUTATION		MDCN	MDCD	F11111111
F4E WEAPONS REL COMPUTATION		MDCN	MDCD	F11111111
F40 WEAPONS REL COMPUTATION		MDCN	MDCD	F11111111
F4E WEAPONS REL COMPUTATION		MDCN	MDCD	F11111111
F40 WPN RELEASE COMP		MDCN	MDCP	F00000000
F4E WPN DELIVERY PANEL	73500	MDCNV	MDCN	2
F40 WPN DELIVERY PANEL	73500	MDCNV	MDCN	2
F40 CONTROL ASSY	73540	MDCNW	MDCN	8
F4E CONTROL ASSY	73540	MDCNW	MDCN	8
F40 BALLISTICS COMPUTER	73530	MDCNX	MDCN	8
F4E BALLISTICS COMPUTER	73530	MDCNX	MDCN	8
F40 COMP CONTROL	73520	MDCNY	MDCN	8
F4E COMP CONTROL	73520	MDCNY	MDCN	8
F40 COMP CURSOR CONTROL	73510	MDCNZ	MDCN	2
F4E COMP CURSOR CONTROL	73510	MDCNZ	MDCN	2
F40 ADVISORY INFO		MDCP	MDCF	00000000
F4E ADVISORY INFO		MDCP	MDCF	00000000
F40 ADVISORY INFO		MDCP	MDCF	00000000
F4E ADVISORY INFO		MDCP	MDCF	00000000
F40 ANGLE/ATTACK INDEX LTR46AK510F0		MDCPY	MDCP	1
F4E LABS LIGHT	73150	MDCPZ	MDCP	A
F40 LABS LIGHT	73150	MDCPZ	MDCP	A
F4E LABS LIGHT	73150	MDCPZ	MDCP	A
F40 BOMBING SOLUTIONS		MDCQ	CZM	F11111111
F4E BOMBING SOLUTIONS		MDCQ	CZM	F11111111
F40 BOMBING SOLUTIONS		MDCQ	CZM	F11111111
F4E BOMBING SOLUTIONS NOT ON R		MDCQ	MD	S00000000
F40 BOMBING SOLUTIONS		MDCQ	MDCD	55555555
F4E BOMBING SOLUTIONS		MDCQ	MDCD	55555555
F40 BOMBING SOLUTIONS		MDCQ	MDCD	55555555
F4E BOMBING SOLUTIONS		MDCQ	MDCP	F11111111

PG0095.JLR1 DATE = 09/16/75

FLIGHT SAFETY PREDICTION TECHNIQUE

000000001111111112222222222333333333444444444455555555556666666667777777778				
12345678901234567890123456789012345678901234567890123456789012345678901234567890				
F40 BOMBING SOLUTIONS		MDCQ	MDCP	F11111111
F4E BOMBING SOLUTIONS		MDCQ	MDCP	F11111111
F4R BOMB SOLUTIONS NOT ON R		MDCQ	MDCP	00000000
F40 BOMBING SOLUTIONS		MDCQ	MDCU	88888888
F4E BOMBING SOLUTIONS		MDCQ	MDCU	88888888
F4R BOMBING SOLUTIONS		MDCQ	MDCU	88888888
F40 COIN INTERVALOMETER	731F0	MDCQW	MDCQ	3
F4 SEQ TIMER	731F0	MDCQX	MDCQ	8
F4 COMPUTER FLIGHT DIRECTOR	731F0	MDCQY	MDCQ	8
F4 COMPUTER BOMB RELANGLE	731D0	MDCQZ	MDCQ	8
F40 ATT REF BOMB COMPUTE SYS		MDCR	MDCQ	AAAAAAAAAA
F4E ATT REF BOMB COMPUTE SYS		MDCR	MDCQ	AAAAAAAAAA
F4R ATT REF BOMB COMPUTE SYS		MDCR	MDCQ	AAAAAAAAAA
F4R ARHCS NOT ON R		MDCR	MDCQ	00000000
F40 ATT REF BOMB COMPUTE SYS		MDCR	MDCS	AAAAAAAAAA
F4E ATT REF BOMB COMPUTE SYS		MDCR	MDCS	AAAAAAAAAA
F4R ATT REF BOMB COMPUTE SYS		MDCR	MDCS	AAAAAAAAAA
F40 ATT REF BOMB COMPUTE SYS		MDCR	MDCS	AAAAAAAAAA
F4E ATT REF BOMB COMPUTE SYS		MDCR	MDCS	AAAAAAAAAA
F4R ATT REF BOMB COMPUTE SYS		MDCR	MDCS	AAAAAAAAAA
F4 DISPLACEMENT GYRO	731G0	MDCRX	MDCR	A
F4 AMP/POWER SUPPLY	731F0	MDCRY	MDCR	8
F4 ACCELEROMETER	731A0	MDCRZ	MDCR	A
F40 ATTITUDE INFORMATION		MDCS	DBEH	CZR 11111111
F4E ATTITUDE INFO		MDCS	DBEH	CZR 11111111
F4R ATTITUDE INFO		MDCS	DBEH	CZR 11111111
F40 ATT INFO		MDCS	DBEK	FAAAAAAAAA
F4E ATTITUDE INFORMATION		MDCS	DBEK	FAAAAAAAAA
F4R ATT INFO		MDCS	DBEK	FAAAAAAAAA
F40 ATTITUDE INFO		MDCS	FFAA	55555555
F4E ATTITUDE INFO		MDCS	FFAA	55555555
F4R ATTITUDE INFO		MDCS	FFAA	55555555
F40 ATTITUDE INFO		MDCS	MDCJ	F11111111
F4E ATTITUDE INFO		MDCS	MDCJ	F11111111
F4R ATTITUDE INFO		MDCS	MDCJ	F11111111
F40 ATTITUDE INFO		MDCS	MDCJ	F11111111
F4E ATTITUDE INFO		MDCS	MDCJ	F11111111
F4R ATTITUDE INFO		MDCS	MDCJ	F11111111
F40 HEADING INFO		MDCS	MDCJ	F11111111
F4E HEADING INFO		MDCS	MDCJ	F11111111
F4R HEADING INFO		MDCS	MDCJ	F11111111
F40 HEADING INFO		MDCS	MDCJ	F11111111
F4E HEADING INFO		MDCS	MDCJ	F11111111
F4R HEADING INFO		MDCS	MDCJ	F11111111
F40 HEADING INFO		MDCS	MDCJ	F11111111
F4E HEADING INFO		MDCS	MDCJ	F11111111
F4R HEADING INFO		MDCS	MDCJ	F11111111
F40 HEADING INFO		MDCS	MDCJ	F11111111
F4E HEADING INFO		MDCS	MDCJ	F11111111
F4R HEADING INFO		MDCS	MDCJ	F11111111
F40 COMPASS TRANSMITTER	731L0	MDCS	MDCJ	F11111111
F4E COMPASS TRANSMITTER	731L0	MDCS	MDCJ	F11111111
F4R COMPASS TRANSMITTER	731L0	MDCS	MDCJ	F11111111
F40 GYRO RATE TRANSMITTER	731F0	MDCS	MDCJ	F11111111

000095.JIR1 DATE = 09/16/75

FLIGHT SAFETY PREDICTION TECHNIQUE

0000000011111111122222222223333333334444444445555555556666666667777777778  
12345678901234567890123456789012345678901234567890123456789012345678901234567890

F40	GYRO RATE TRANSMITTER	731K0	MDCTW	MDC T	3	
F4E	GYRO RATE TRANSMITTER	731K0	MDCTW	MDC T	3	
F40	GYRO RATE SW	731J0	MDCTX	MDC T	3	
F4D	GYRO RATE SW	731J0	MDCTX	MDC T	3	
F4E	GYRO RATE SW	731J0	MDCTX	MDC T	3	
F40	CONTROLLER,COMP	731F0	MDCTY	MDC T	5	
F4D	CONTROLLER,COMP	731F0	MDCTY	MDC T	5	
F4E	CONTROLLER,COMP	731F0	MDCTY	MDC T	5	
F40	ADAPTER,COMP	731C0	MDCTZ	MDC T	8	
F4D	ADAPTER,COMP	731C0	MDCTZ	MDC T	8	
F4E	ADAPTER,COMP	731C0	MDCTZ	MDC T	8	
F40	ADVISORY TONES		MDCU	MDCF		00000000
F4D	ADVISORY TONES		MDCU	MDCF		00000000
F4E	ADVISORY TONES		MDCU	MDCF		00000000
F40	ICS CONTROL PANEL	75530	MDCUZ	MDCU	5	
F4D	ICS CONTROL PANEL	75530	MDCUZ	MDCU	5	
F4E	ICS CONTROL PANEL	75530	MDCUZ	MDCU	5	
F4R	ADVISORY TONES		MDCV	MDCF		F00000000
F40	BOMB REL SWAFTC	1411F	MDCY	MDC	1	
F4D	BOMB REL SWAFTC	1411F	MDCY	MDC	1	
F4E	BOMB REL SWAFTC	1411F	MDCY	MDC	1	
F40	BOMB REL SW BFWDC	1411A	MDCZ	MDC	1	
F4D	BOMB REL SW BFWDC	1411A	MDCZ	MDC	1	
F4E	BOMB REL SW BFWDC	1411A	MDCZ	MDC	1	
F4R	BOMB REL SW BFWDC	1411A	MDCZ	MDC	A	
F4	ELECTRONIC COUNTERMEASURES		ME	M		00000000
F4	INTERNAL ECM		MEA	ME		AAAAAAAA
F4D	ALT-34 SYS	76500	MEAT	MEA	3	
F4E	ALT-34 SYS	76500	MEAT	MEA	3	
F4E	TAC LLECT INTELLIGENCE	76300	MEAU	MEA	3	
F40	WARN SET ALR-46	76G00	MEAV	MEA	3	
F4E	RADAR REC SFT APR-86	76E00	MEAW	MEA	5	
F4E	RADAR REC SET APR-37	76F00	MEAWA	MEA	5	
F4D	WARNING SFT APS-107	76D00	MEAX	MEA	5	
F40	PANORAMIC SET ER-142	76C00	MEAY	MEA	3	
F40	WARNING SET APR-25	76A00	MEAZ	MEA	3	
F4E	WARNING SFT APR-25	76A00	MEAZ	MEA	3	
F4	EXTERNAL ECM		MEB	ME		AAAAAAAA
F4D	ECM POD REFRIG UNIT	76800	MEBJ	MER	1	
F4E	QRC-160A-1 KALQ-71<POD	762Y0	MEBK	MER	8	
F40	QRC-160A-1 KALQ-71<POD	762I0	MERL	MER	8	
F4	ALQ-2 POD	762U0	MERB	MER	8	
F4D	QRC-160A-3/ALQ-87 POD	762P0	MERB	MER	8	
F4E	QRC-160A-3/ALQ-87 POD	762P0	MERB	MER	8	
F4R	QRC-160A-3/ALQ-87 POD	762P0	MERB	MER	8	
F4	QRC-335A POD&MD-2079<	762NC	MFRP	MER	8	
F4	ALQ-72 POD	762MC	MEBQ	MER	8	
F4	QDR-160A-2 POD	762L0	MFRB	MER	9	
F4	ALQ-71 MK 3 POD	762K0	MERS	MER	8	
F4	QRC-160A-1 POD	762J0	MERT	MER	9	

PG6195.J1R1 DATE = 09/16/75

FLIGHT SAFETY PREDICTION TECHNIQUE

000000001111111122222222333333334444444455555555666666667777777778						
12345678901234567890123456789012345678901234567890123456789012345678901234567890						
F4	ALQ-119 SYSTEM	76X00	MEBU	MER		8
F4	BRC-335A/ALQ-101 SYSTEM	76000	MFRV	MER		8
F4C	ALQ-87 POD	76K00	MEBW	MER		8
F4	ALQ-71 POD	76000	MERX	MER		8
F4R	LAN-17 LAUNCHER	76230	MERY	MER		1
F4C	ECM POD ADAPTER	76KAC	MEHZ	MER		1
F4D	ECM POD ADAPTER	76KAC	MEBZ	MER		1
F4R	ECM POD ADAPTER	76KAC	MEBZ	MER		1
F4R	ECM POD ADAPTER	76240	MEBZA	MER		1
F4	ECM CONTROLS		MFC	ME	AAAAA	
F4	CONTROL/INDICATOR C-0175	76PC0	MFCW	MFC		5
F4	CONTROL PANEL CHAFL	76250	MFCX	MFC		1
F4	INTERFERENCE BLANKER	762T0	MFCY	MFC		0
F4	CONTROL PANEL UNIVERSAL	762FC	MFCZ	MFC		3
F4C	GUNS		MG	M		100010001
F4D	GUNS		MG	M		100010001
F4F	GUNS		MG	M		100010001
F4E	INTERNAL GUN		MGA	MG		111111111
F4E	GUN MG1A1	75E20	MGA	MGA		1
F4E	VALVE TWO LEVEL REG	75E1V	MGA	MGA		0
F4E	PALLET ASSY	75E1U	MGA	MGA		0
F4E	CHUTE ELEM CONVEYOR	75E1T	MGA	MGA		0
F4E	CHUTE AMMO RETURN	75E1S	MGA	MGA		0
F4E	CHUTE AMMO FEED	75E1R	MGA	MGA		0
F4E	ELECTRICAL HARNESS	75E1Q	MGA	MGA		1
F4E	LUBRICATOR	75E1P	MGA	MGA		0
F4E	ROUNDS LIMITER	75E1M	MGA	MGA		1
F4E	IND REMOTE ROUNDS	75E1L	MGA	MGA		0
F4E	CLEAR SIGNAL DEVICE	75E1K	MGA	MGA		1
F4E	FILTER HYD	75E1J	MGA	MGA		0
F4E	GUN CONTROL ELECTRIC	75E1G	MGA	MGA		1
F4E	DRIVE, HYD	75E1F	MGA	MGA		0
F4E	FEEDER UNIT	75E1E	MGA	MGA		0
F4E	UNLOADER UNIT	75E1D	MGA	MGA		0
F4E	EXIT UNIT	75E1C	MGA	MGA		0
F4E	ENTRANCE UNIT	75E1B	MGA	MGA		0
F4E	AMMO DRUM	75E1A	MGA	MGA		0
F4E	GUN GAS PURGE		MGB	MGA		000010000
F4E	CHLINDER GUN GAS PURGE	75E1W	MGBX	MGB		A
F4E	VALVE GUN GAS PURGE	75E1H	MGBY	MGB		A
F4E	PURGE ASSY	75E1N	MGBZ	MGB		H
F4C	EXTERNAL GUNS		MGC	MG		111111111
F4D	EXTERNAL GUNS		MGC	MG		111111111
F4F	EXTERNAL GUNS		MGC	MG		111111111
F4C	MG1 GUN ASSY	75470	MGCW	MGC		1
F4D	MG1 GUN ASSY	75470	MGCW	MGC		1
F4E	MG1 GUN ASSY	75470	MGCW	MGC		1
F4C	SUN-16A GUN PON	75460	MGCX	MGC		1
F4D	SUN-16A GUN PON	75460	MGCX	MGC		1
F4E	SUN-16A GUN PON	75460	MGCX	MGC		1

PG0095.J1P1 DATE = 09/16/75

FLIGHT SAFETY PREDICTION TECHNIQUE

000000001111111122222222333333334444444455555555666666667777777788	1234567890123456789012345678901234567890123456789012345678901234567890				
F40 GUN 6AV4/A	75000	MGCY	MGC	1	
F40 GUN 6AV4/A	75000	MGCY	MGC	1	
F4E GUN 6AV4/A	75000	MGCY	MGC	1	
F40 SWU-23A GUN POD	75000	MGCZ	MGC	1	
F40 SWU-23A GUN POD	75000	MGCZ	MGC	1	
F4E SWU-23A GUN POD	75000	MGCZ	MGC	1	
F40 GUN CONTROLS		MGD	MG		111111111
F40 GUN CONTROLS		MGD	MG		111111111
F4E GUN CONTROLS		MGD	MG		111111111
F4E ROUNDS REMAIN INCR	75910	MGDR	MGC	0	
F40 TRIGGER	1411A	MGDS	MGC	1	
F40 TRIGGER	1411A	MGDS	MGC	1	
F4E TRIGGER	1411A	MGDS	MGC	1	
F4E FIRE RATE SW	75910	MGDT	MGC	1	
F40 CLEARING SWITCH	75910	MGDU	MGC	0	
F40 CLEARING SWITCH	75910	MGDU	MGC	0	
F40 CLEARING SWITCH	75910	MGDU	MGC	0	
F40 STATION SELECT SW	7591F	MGEV	MGC	1	
F40 STATION SELECT SW	7591F	MGEV	MGC	1	
F4E STATION SELECT SW	7591F	MGEV	MGC	1	
F40 WEAPON SELECT SW	7591E	MGDW	MGC	1	
F40 WEAPON SELECT SW	7591E	MGDW	MGC	1	
F4E WEAPON SELECT SW	7591F	MGDW	MGC	1	
F4E GUNS/MISSILES SW	2396B	MGDY	MGC	1	
F40 GUNS/STORES SW	75910	MGDY	MGC	1	
F40 GUNS/STORES SW	75910	MGDY	MGC	1	
F40 MASTER ARM SW	7591A	MGDZ	MGC	1	
F40 MASTER ARM SW	7591A	MGDZ	MGC	1	
F4E MASTER ARM SW	7591A	MGDZ	MGC	1	
F4E RECON INFO		MR	M		000000000
F4E IR RECON		MRA	M		222222222
F4E SCANNER RAMK SYSTEM	77000	MRAZ	MRA	8	
F4E AAS-13 DET SET	77000	MRAZ	MRA	8	
F4E PHOTO RECON		MRB	MR		888888888
F4E INTERNAL PHOTO RECON		MRBA	MRB		AAAAAAAAA
F4E ACTUATOR CASSETTE DOOR	4521T	MRBAD	MRBA	0	
F4E VALVE CASSETTE DOOR	4521T	MRBAE	MRBA	0	
F40 COMBAT DOCUMENT SYS	77X00	MRBAF	MRBA	0	
F40 COMBAT DOCUMENT SYS	77X00	MRBAF	MRBA	0	
F4E COMBAT DOCUMENT SYS	77X00	MRBAF	MRBA	0	
F40 RADAR SCOPE CAMERA	77J00	MRBAG	MRBA	0	
F40 RADAR SCOPE CAMERA	77J00	MRBAG	MRBA	0	
F4E RADAR SCOPE CAMERA	77J00	MRBAG	MRBA	0	
F4E CAMERA SET ICS-87H	77Y00	MRBAH	MRBA	3	
F4E STILL CAMERA KS-72	77U00	MRBAJ	MRBA	3	
F4E MOUNT LA-310A	77P00	MRBAK	MRBA	5	
F4E RADAR SCOPE CAMERA	77K00	MRBAL	MRBA	1	
F4E CAMERA MAP KC-1H	77000	MRBAM	MRBA	3	
F4E PAN CAMERA KA-91H	77000	MRBAN	MRBA	3	
F4E LID ACT CAMERA KA-56A	77L00	MRBAP	MRBA	3	

PG095.JIR1 DATE = 09/16/75

FLIGHT SAFETY PREDICTION TECHNIQUE

0000000011111111222222223333333344444444555555556666666677777777					
1234567890123456789012345678901234567890123456789012345678901234567890					
F4R	HI ALT CAMERA KA-SSA	77L00	MRBAQ	MRBA	3
F4R	CAMERA SET KA-1	77000	MRBAR	MRBA	3
F4R	INTERVALOMETER PANEL	77B00	MRBAS	MRBA	1
F4R	FILM TEST PANEL	77B70	MRBAT	MRBA	0
F4R	FILM REMAINING COUNTER	77B60	MRBAU	MRBA	0
F4R	SENSOR CONTROL PANEL NO. 2	77B30	MRBAV	MRBA	5
F4R	SENSOR CONTROL PANEL NO. 1	77B20	MRBAW	MRBA	5
F4R	RECON SELECT PANEL	77B10	MRBAX	MRBA	5
F4R	JUNCTION BOX	77A50	MRBAY	MRBA	5
F4R	CAMERA MOUNTS FIXED	77A40	MRBAZ	MRBA	1
F4R	PHOTO FLASH EJECTION CONTROL	77B90	MRBB	MRBA	5
F4R	CYLINDER, PHOTO EJECT DOORS	4513F	MRBBR	MRBB	A
F4R	VALVE, PHOTO EJECT DOORS	4513G	MRBBS	MRBB	A
F4R	SWITCH EJECT DOOR CLOSED	77A70	MRBBT	MRBB	5
F4R	SWITCH GND HANDLE INTERLOCK	77A60	MRBBU	MRBB	1
F4R	IND LIGHT, CART EJECT WARN	77A50	MRBBV	MRBB	0
F4R	SWITCH EJECT DOOR	77A40	MRBBW	MRBB	A
F4R	EJECTOR PHOTO CART LA-403A	77M00	MRBBX	MRBB	3
F4R	EJECTOR PHOTO CART LA-307A	77M00	MRBBY	MRBB	3
F4R	EJECTOR PHOTO CART LA-308A	77L00	MRBBZ	MRBB	3
F4C	EXTERNAL PHOTO		MRBC	MRB	AAAAAAA
F4D	EXTERNAL PHOTO		MRBC	MRB	AAAAAAA
F4L	EXTERNAL PHOTO		MRBC	MRB	AAAAAAA
F4C	STRIKE PHOTO POD	77W00	MRBDZ	MRBC	8
F4D	STRIKE PHOTO POD	77W00	MRBDZ	MRBC	8
F4E	STRIKE PHOTO POD	77W00	MRBD7	MRBC	8
F4C	PHOTOFLASH EJECT POD	751H0	MRBEZ	MRBC	8
F4D	PHOTOFLASH EJECT POD	751H0	MRBEZ	MRBC	8
F4E	PHOTOFLASH EJECT POD	751H0	MRBEZ	MRBC	8
F4R	SIDE LOOK RADAR		MRC	MR	33333333
F4R	VALVE ANT PRESS REDUCE	4513R	MRCY	MRC	A
F4R	APQ-102 RADAR SYSTEM	73400	MRCZ	MRC	5
F4R	LASER RECON		MRO	MR	22222222
F4R	AUD-2 LASER SYSTEM	77Z00	MROZ	MRO	5
F4R	DATA DISPLAY		MRF	MR	11111111
F4R	DATA DISPLAY SET	77V00	MREZ	MRE	5
F4R	VIEWFINDING		MRF	MR	11111111
F4R	VIEWFINDER SYS VF-57	77T00	MREZ	MRE	8
F4C	TARGET TOW		MT	M	00000000
F4D	TARGET TOW		MT	M	00000000
F4E	TARGET TOW		MT	M	00000000
F4C	AA-37U-1S TOW SYSTEM		MTA	MT	AAAAAAA
F4D	AA-37U-1S TOW SYSTEM		MTA	MT	AAAAAAA
F4E	AA-37U-1S TOW SYSTEM		MTA	MT	AAAAAAA
F4C	POD TOW REEL	92300	MTAZ	MTA	A
F4D	POD TOW REEL	92300	MTAZ	MTA	8
F4E	POD TOW REEL	92300	MTAZ	MTA	8
F4C	RND-8 TOW SYSTEM		MTR	MT	AAAAAAA
F4D	RND-8 TOW SYSTEM		MTR	MT	AAAAAAA

0000000011111111222222223333333344444455555555666666777777778

FLIGHT SAFETY PREDICTION TECHNIQUE

DESCRIPTION	QTY	UNIT	CODE	MT	STATUS
RMD-8 TOW SYSTEM			MTB	MT	AAAAAAAAA
RMD-8 TOW TARGET	92200		MTBY	MTB	2
RMD-8 TOW TARGET	92200		MTBY	MTB	2
RMD-8 TOW TARGET	92200		MTBY	MTB	2
DEL MAR TOW REEL	92100		MTBZ	MTB	8
DEL MAR TOW REEL	92100		MTBZ	MTB	8
DEL MAR TOW REEL	92100		MTBZ	MTB	8
DC II HYDRAULIC PRESSURE			UAA	FAZ	111111111
PCI HYDRAULICS			UAA	IFCJ	111111111
DISTRIBUTION SYSTEM			UAA	UAC	FAAAAAAAAAA
HYDRAULIC MANIFOLD	4511J		UAAA	UAA	A
HYDRAULIC FILTER	4511K		UAAB	UAA	1
RADIATOR, HYD FUEL	4511L		UAAC	UAA	A
HYDRAULIC FUSE	4511H		UAAD	UAA	1
HYDRAULIC FILTER ELEMENT	4511Z		UAAE	UAA	1
SYSTEM PPESSURE			UAP	DCMB	FAAAAAAAAAA
PC I SYSTEM PRESSURE			UAB	DUBA	AAAAAAAAAAA
SYSTEM PRESSURE			UAB	DUBD	FAAAAAAAAAA
SYSTEM PRESSURE			UAB	UAA	AAAAAAAAAAA
SYSTEM PRESSURE			UAB	UAC	FAAAAAAAAAA
HYDRAULIC PUMP	4511B		UABA	UAB	A
ACCUMULATOR	4511E		UABC	UAB	3
FLUID SUPPLY			UAC	UAB	AAAAAAAAAAA
HYDRAULIC RESERVOIR	4511A		UACA	UAC	A
PCI RES AIR BLEED VALVE	4511V		UACB	UAC	5
PCI RES AIR BLEED VALVE	4511Y		UACB	UAC	5
PCI RES AIR BLEED VALVE	4511Y		UACB	UAC	5
DCI HYDRAULIC PRESSURE			UBA	FAZ	111111111
PCI HYDRAULICS			UBA	IFCJ	111111111
DISTRIBUTION			UBA	UBC	FAAAAAAAAAA
HYDRAULIC MANIFOLD	4512F		UBAA	UBA	A
HYDRAULIC FILTER	4512G		UBAB	UBA	1
RADIATOR, HYDRAULIC FUEL	4512H		UBAC	UBA	A
HYDRAULIC FUSE	4512N		UBAD	UBA	1
HYDRAULIC FILTER ELEMENT	4512W		UBAE	UBA	1
SYSTEM PRESSURE			UBB	DCMC	FAAAAAAAAAA
PC II SYSTEM PRESSURE			UBB	DUBB	AAAAAAAAAAA
SYSTEM PRESSURE			UBB	DUDE	FAAAAAAAAAA
SYSTEM PRESSURE			UBB	UBA	AAAAAAAAAAA
SYSTEM PRESSURE			UBB	UBC	FAAAAAAAAAA
HYDRAULIC PUMP	4512B		UBBA	UBB	A
ACCUMULATOR	4512C		UBBC	UBB	3
FLUID SUPPLY			UBC	UBB	AAAAAAAAAAA
HYDRAULIC RESEVOIR	4512A		UBCA	UBC	A
PCI RES AIR BLEED VALVE	4512V		UBCB	UBC	5
UTILITY HYDRAULICS DISTRBTN			UCA	UGA	AAAAAAAAAAA
UTILITY HYDRAULICS DISTRBTN			UCA	UBB	AAAAAAAAAAA
UTILITY HYDRAULICS DISTRBTN			UCA	UBH	FAAAAAAAAAA
UTILITY HYDRAULICS DISTRBTN			UCA	FC	S111111111

000000001111111112222222223333333334444444445555555556666666667777777778									
12345678901234567890123456789012345678901234567890123456789012345678901234567890									
F4 UTILITY HYDRAULICS DISTRBTN		UCA		LFCJ		F111111111			
F4 UTILITY HYDRAULICS DISTRBTN		UCA		RFCJ		F111111111			
F4 UTILITY HYDRAULICS DISTRBTN		UCA		FFBM		AAAAAAAAAA			
F4E UTILITY HYDRAULIC PRESSURE		UCA		FSHP		AAAAAAAAAA			
F4 UTILITY HYDRAULICS DISTRBTN		UCA		GUM		AAAAAAAAAA			
F4 UTILITY HYDRAULICS		UCA		MDCBA		AAAAAAAAAA			
F4 UTILITY HYDRAULICS		UCA		MDCBA		AAAAAAAAAA			
F4 UTILITY HYDRAULICS		UCA		MDCBA		AAAAAAAAAA			
F4 UTILITY HYDRAULICS		UCA		MDCJ		AAAAAAAAAA			
F4 UTILITY HYDRAULICS		UCA		MDCJ		AAAAAAAAAA			
F4 UTILITY HYDRAULICS		UCA		MDCJ		AAAAAAAAAA			
F4E UTILITY HYD PRESS		UCA		MCA		000000000			
F4E UTILITY HYDRAULICS		UCA		MRBB		AAAAAAAAAA			
F4E UTILITY HYD PRESSURE		UCA		MRC		AAAAAAAAAA			
F4 UTILITY HYDRAULICS DISTRBTN		UCA		UCC		FAAAAAAAAA			
F4 UTILITY HYDRAULICS DISTRBTN		UCA		UFC		A00000000			
F4 MANIFOLD, MULT SOL SELECT	4512M	UCAA		UCAX		A			
F4 FILTER, HYDRAULIC	45130	UCAB		UCAX		1			
F4 MANIFOLD RELIEF VALVE	4513S	UCAC		UCAX		2			
F4 FUSE HYDRAULIC	4513W	UCAD		UCAX		1			
F4C FILTER ELEMENT	4513X	UCAE		UCAX		1			
F4 AIR COMP SELECTOR VALVE	4513B	UCAE		UCAX		2			
F4 SWIVELS, HYDRAULIC	4513Y	UCAG		UCAX		2			
F4 UTIL HYD CZTCHALL		UCAX		UCA		AAAAAAAAAA			
F4 SYSTEM PRESSURE		UCB		DCMA		FAAAAAAAAA			
F4 UTILITY SYSTEM PRESSURE		UCB		DDBC		AAAAAAAAAA			
F4 SYSTEM PRESSURE		UCB		DDRF		FAAAAAAAAA			
F4 SYSTEM PRESSURE		UCB		UCAX		AAAAAAAAAA			
F4 SYSTEM PRESSURE		UCB		UCC		FAAAAAAAAA			
F4 LEFT PUMP	4513C	UCBA		UCB		5			
F4 RIGHT PUMP	4513C	UCBB		UCB		5			
F4 UTILITY ACCUMULATOR	4513D	UCBC		UCB		2			
F4 FLUID PRESSURE		UCC		UCB		AAAAAAAAAA			
F4 UTILITY RESEVOIR	4513A	UCCA		UCC		A			
F4 RESEVOIR AIR BLEED VALVE	4513V	UCCB		UCC		1			
F4C RAT EMERGENCY AC POWER		UD		UFGA	K UF	AAAAAAAAAA			
F4D RAT EMERGENCY AC POWER		UD		UFGA	K UF	AAAAAAAAAA			
F4E RAT EMERGENCY AC POWER		UD		UFGA	K UF	AAAAAAAAAA			
F4C RAT EMERGENCY AC POWER		UD		UFH	K UF	AAAAAAAAAA			
F4D RAT EMERGENCY AC POWER		UD		UFH	K UF	AAAAAAAAAA			
F4E RAT EMERGENCY AC POWER		UD		UFH	K UF	AAAAAAAAAA			
F4C RAT EMERGENCY AC POWER		UD		UFM	K UF	AAAAAAAAAA			
F4D RAT EMERGENCY AC POWER		UD		UFM	K UF	AAAAAAAAAA			
F4E RAT EMERGENCY AC POWER		UD		UFM	K UF	AAAAAAAAAA			
F4C RAT EMER AC POWER		UD		UGG		AAAAAAAAAA			
F4D RAT EMER AC POWER		UD		UGG		AAAAAAAAAA			
F4E RAT EMER AC POWER		UD		UGG		AAAAAAAAAA			
F4C ELECTRIC GENERATION		UDA		UD		AAAAAAAAAA			
F4D ELECTRIC GENERATION		UDA		UD		AAAAAAAAAA			
F4E ELECTRIC GENERATION		UDA		UD		AAAAAAAAAA			

86095.JIR1 DATE = 09/16/75

FLIGHT SAFETY PREDICTION TECHNIQUE

00000000111111112222222222333333333344444444445555555555666666666677777777778  
12345678901234567890123456789012345678901234567890123456789012345678901234567890

F4C	TURBINE, RAM AIR	45320	UDAA	UDA	A
F4E	TURBINE, RAM AIR	45320	UDAA	UDA	A
F4K	TURBINE, RAM AIR	45320	UDAA	UDA	A
F4C	EXTENSION		UDB	UDA	AAAAAAAAA
F4D	EXTENSION		UDB	UDA	AAAAAAAAA
F4R	EXTENSION		UDB	UDA	AAAAAAAAA
F4C	PNEUMATIC SEQU. VALVE	4532A	ULBA	UDB	A
F4D	PNEUMATIC SEQU. VALVE	4532A	UDBA	UDB	A
F4K	PNEUMATIC SEQU. VALVE	4532A	UDBA	UDB	A
F4C	DOORS ACT CYLINDER	4532B	UDBB	UDB	A
F4D	DOORS ACT CYLINDER	4532B	UDBB	UDB	A
F4E	DOORS ACT CYLINDER	4532B	UDBB	UDB	A
F4C	RAT ACT CYLINDER	4532C	UDBC	UDB	A
F4D	RAT ACT CYLINDER	4532C	UDBC	UDB	A
F4E	RAT ACT CYLINDER	4532C	UDBC	UDB	A
F4C	GENERATOR, EMERGENCY	4241C	UDBD	UDB	A
F4D	GENERATOR, EMERGENCY	4241C	UDBD	UDB	A
F4R	GENERATOR, EMERGENCY	4241C	UDBD	UDB	A
F4C	CONTROL AND REGULATOR	4241A	UDBE	UDB	A
F4D	CONTROL AND REGULATOR	4241A	UDBE	UDB	A
F4R	CONTROL AND REGULATOR	4241A	UDBE	UDB	A
F4C	REACTOR B6706	4241B	UDBF	UDB	A
F4D	REACTOR B6706	4241B	UDBF	UDB	A
F4K	REACTOR B6706	4241B	UDBF	UDB	A
F4C	REACTOR C4635	4241C	UDBG	UDB	A
F4D	REACTOR C4635	4241C	UDBG	UDB	A
F4E	REACTOR C4635	4241C	UDBG	UDB	A
F4C	TRANSFORMER B6752	4241D	UDBH	UDB	A
F4D	TRANSFORMER B6752	4241D	UDBH	UDB	A
F4R	TRANSFORMER B6752	4241D	UDBH	UDB	A
F4C	CIRCUIT ASSY B6844	4241E	UDBJ	UD3	A
F4D	CIRCUIT ASSY B6844	4241E	UDBJ	UD3	A
F4E	CIRCUIT ASSY B6844	4241E	UDBJ	UD3	A
F4C	SWIVELS	4532Q	UDBK	UD3	5
F4D	SWIVELS	4532Q	UDBK	UD3	5
F4R	SWIVELS	4532Q	UDBK	UD3	5
F4C	SELECTION		UDC	UD3	AAAAAAAAA
F4D	SELECTION		UDC	UD3	AAAAAAAAA
F4R	SELECTION		UDC	UD3	AAAAAAAAA
F4C	SELECTOR VALVE	4532D	UDCA	UDC	A
F4D	SELECTOR VALVE	4532D	UDCA	UDC	A
F4K	SELECTOR VALVE	4532D	UDCA	UDC	A
F4C	UTILITY PNEUMATICS DISTRBTN		UEA	FEBP	AAAAAAAAA
F4D	UTILITY PNEUMATICS DISTRBTN		UEA	FEBP	AAAAAAAAA
F4E	UTILITY PNEUMATICS DISTRBTN		UEA	FEBP	AAAAAAAAA
F4C	UTILITY PNEUMATICS DISTRBTN		UEA	LUP	AAAAAAAAA
F4D	UTILITY PNEUMATICS DISTRBTN		UEA	UD3	AAAAAAAAA
F4E	UTILITY PNEUMATICS DISTRBTN		UEA	UD3	AAAAAAAAA
F4R	UTILITY PNEUMATICS DISTRBTN		UEA	UD3	AAAAAAAAA
F4C	PNEUMATIC FILTER	4521D	UEAA	UEAX	1

PROGRAM: JIR1 DATE = 09/16/75

FLIGHT SAFETY PREDICTION TECHNIQUE

0000000011111111222222223333333334444444455555556666666777777778		1234567890123456789012345678901234567890123456789012345678901234567890	
F4 SWIVELS	4521R	ULAB	ULAX 5
F4 PINN CATCHALL		UEAX	UEA AAAAAAAAAA
F4 MOISTURE REMOVAL		UEP	ULAX 111111111
F4 HOUSING CHEMICAL DRYER	4521E	UEBA	UEB 5
F4 MOISTURE SEPERATOR CART	4521C	UEBB	UEB 5
F4 CARTRIDGE CHEM DRYER	4521V	UEBC	UEB 5
F4 PRESSURE SYSTEM		UEC	DDC FAAAAAAAAA
F4 PRESSURE SYSTEM		UEC	UFAX AAAAAAAAAA
F4 PRESSURE SYSTEM		UEC	UEB FAAAAAAAAA
F4 COMPRESSOR	4521A	UECA	UEC 1
F4 HYDRAULIC MOTOR	4521E	UECB	UEC 1
F4 HYDRAULIC REGULATOR	4513L	UECC	UEC 1
F4 HYDRAULIC REGULATOR	4513L	UECC	UEC 1
F4 HYDRAULIC REGULATOR	4513L	UECC	UEC 1
F4 HYDRAULIC REGULATOR	4521G	UECC	UEC 1
F4 STORAGE BOTTLE	4521W	UECD	UEC 8
F4 ABSOLUTE PRESSURE REGULATOR	4115E	UECE	UEC A
F4 LUBRICATION		UED	UEC A00000000
F4 OIL PUMP	4521H	UEDA	UED A
F4 AC POWER		UF	UFGA UD 22222222
F4 AC POWER		UF	UFGA UD 22222222
F4 AC POWER		UF	UFGA AAAAAAAAAA
F4 AC POWER		UF	UFGA UD 22222222
F4 AC POWER		UF	UFH UD 22222222
F4 AC POWER		UF	UFH UD 22222222
F4 AC POWER		UF	UFH UD 22222222
F4 AC POWER		UF	UFH UD 22222222
F4 AC POWER		UF	UF JA AAAAAAAAAA
F4 AC POWER		UF	UFL AAAAAAAAAA
F4 AC POWER		UF	UFM UD 22222222
F4 AC POWER		UF	UFM UD 22222222
F4 AC POWER		UF	UFM UD 22222222
F4 AC POWER		UF	UFN AAAAAAAAAA
F4 AC POWER		UF	UFPA AAAAAAAAAA
F4 AC POWER		UF	UFY AAAAAAAAAA
F4 AC POWER		UF	UGAA FAAAAAAAAA
F4 AC POWER		UF	UGAA FAAAAAAAAA
F4 AC POWER		UF	UGAA FAAAAAAAAA
F4 AC POWER		UF	UGAA FAAAAAAAAA
F4 AC POWER		UF	UGAA FAAAAAAAAA
F4 AC POWER		UF	UGAA FAAAAAAAAA
F4 AC POWER CONTROL		UFA	UF AAAAAAAAAA
F4 CONTROL BOX AC POWER	4228C	UF AA	UFA 5
F4 RELAY GEN CONTACT	4228A	UF AB	UFA 1
F4 PANEL ASSY NO1 RELAYS	42110	UF AC	UFAN 1
F4 PANEL ASSY RIGHT UTILITY	4211A	UF AD	UFAN 1
F4 PANEL ASSY NO2 RELAYS	42120	UF AE	UFAN 1
F4 PANEL ASSY NO3 RELAYS	42130	UF AF	UFAN 1
F4 PANEL ASSY NO4 RELAYS	42140	UF AG	UFAN 1
F4 PANEL ASSY NO5 RELAYS	42150	UF AH	UFAN 1
F4 CIRCUIT BREAKER PANEL #1	42160	UF AJ	UFAN 1

PG0035.JIR1 DATE = 09/16/75

FLIGHT SAFETY PREDICTION TECHNIQUE

0000000011111111222222223333333344444444555555556666666677777777773  
1234567890123456789012345678901234567890123456789012345678901234567890

F4 CIRCUIT BREAKER PANEL #2	42170	UFAK	UFAN	1
F4 CIRCUIT BREAKER PANEL #3	42180	UFAL	UFAN	1
F4 CIRCUIT BREAKER PANEL #4	42190	UFAM	UFAN	1
F4 PANEL ATTENUATION		UFAN	UFA	111111111
F4 MISC RELAY PANEL NO 6	42152	UFAP	UFAN	1
F4 MISC RELAY PANEL NO 6	42152	UFAP	UFAN	1
F4 MISC RELAY PANEL NO 7	42154	UFAQ	UFAN	1
F4 MISC RELAY PANEL NO 7	42154	UFAQ	UFAN	1
F4 MISC RELAY PANEL NO 8	42155	UFAR	UFAN	1
F4 DCKT HKR PANEL NO 5	42191	UFAS	UFAN	1
F4 DCKT HKR PANEL NO 5	42191	UFAS	UFAN	1
F4 DCKT BKR PANEL NO 6	42192	UFAT	UFAN	1
F4 DCKT HKR PANEL NO 6	42192	UFAT	UFAN	1
F4 DCKT HKR PANEL NO 7	42193	UFAU	UFAN	1
F4 DCKT BKR PANEL NO 7	42193	UFAU	UFAN	1
F4 CAP FILTER	2374R	LUFBVY	LUFV	2
F4 CAP FILTER	2374R	RUFBVY	RUFV	2
F4 OUTPUT HOUSING ASSY	2374S	LUFBVZ	LUFV	A
F4 OUTPUT HOUSING ASSY	2374S	RUFBVZ	RUFV	A
F4 INST 28VAC		UFG	CZACA	FAAAAAAAAA
F4 INST 28VAC		UFG	CZACB	FAAAAAAAAA
F4 INST 28VAC		UFG	CZADA	FAAAAAAAAA
F4 INST 28VAC		UFG	CZADB	FAAAAAAAAA
F4 INST 28VAC		UFG	CZAEA	FAAAAAAAAA
F4 INST 28VAC		UFG	CZAEF	FAAAAAAAAA
F4 INST 28VAC		UFG	CZB	88888888
F4 28 VAC INSTRUMENT		UFG	DH	AAAAAAAAAA
F4 28 VAC INSTRUMENT		UFG	EG	AAAAAAAAAA
F4 28V AC INST		UFG	MDCN	FAAAAAAAAA
F4 28V AC INST		UFG	MDCN	FAAAAAAAAA
F4 28V AC INST		UFG	MDCR	FAAAAAAAAA
F4 28V AC INST		UFG	MDCR	FAAAAAAAAA
F4 28V AC INST		UFG	MDCR	FAAAAAAAAA
F4 28V AC INST		UFG	MDCR	FAAAAAAAAA
F4 28V AC INST		UFG	MRE	AAAAAAAAAA
F4 28VAC POWER SUPPLIED INST		UFG	UJP	AAAAAAAAAA
F4 TRANSFORM		UFGA	UFG	AAAAAAAAAA
F4 TRANSFORM		UFGA	UFJ	AAAAAAAAAA
F4 TRANSFORMER	42360	UFGAA	UFGA	A
F4 INST 115VAC		UFH	CZAB	AAAAAAAAAA
F4 INST 115VAC		UFH	CZACB	FAAAAAAAAA
F4 INST 115VAC		UFH	CZADB	FAAAAAAAAA
F4 INST 115VAC		UFH	CZAEH	FAAAAAAAAA
F4 INST 115VAC		UFH	CZAEC	FAAAAAAAAA
F4 INST 115VAC		UFH	CZM	AAAAAAAAAA
F4 115 VAC INSTRUMENT		UFH	DBEG	AAAAAAAAAA
F4 115VAC INSTRUMENT		UFH	DKA	AAAAAAAAAA
F4 115V AC INST		UFH	MDCR	AAAAAAAAAA
F4 115V AC INST		UFH	MDCR	AAAAAAAAAA
F4 115V AC INST		UFH	MDCR	AAAAAAAAAA
F4 14/28 VAC		UFJ	CT	C11111AAJ

PGG095.JIR1 DATE = 09/16/75

FLIGHT SAFETY PREDICTION TECHNIQUE

000000001111111112222222223333333334444444445555555556666666667777777778	1234567890123456789012345678901234567890123456789012345678901234567890			
F4 14/28VAC	UFJ	CZR	AAAAAAAAAA	
F4 28 AND 14VAC WARNING LIGHT	UFJ	DM	AAAAAAAAAA	
F4 28 1 14 VAC WARNING LIGHT	UFJ	FV	AAAAAAAAAA	
F4 14/28VAC	UFJ	MDA	000000000	
F4C 14/28 VAC	UFJ	MGD	111111111	
F4D 14/28 VAC	UFJ	MGD	111111111	
F4E 14/28 VAC	UFJ	MGD	111111111	
F4 28/14V AC	UFJ	MRB	111111111	
F4F 28/14V AC	UFJ	MRC	111111111	
F4R 28/14V AC	UFJ	MRF	111111111	
F4C 14/28V AC WARNING LIGHT	UFJA	MTA	111111111	
F4D 14/28V AC WARNING LIGHT	UFJA	MTA	111111111	
F4E 14/28V AC WARNING LIGHT	UFJA	MTA	111111111	
F4 TRANSFORM	UFJA	UFJ	111111111	
F4 TRANSFORM	UFJA	UFK	AAAAAAAAAA	
F4 TRANSFORM	UFJA	UFX	AAAAAAAAAA	
F4 TRANSFORMER	UFJAA	UFJA	A	
F4 28 VAC LEFT MAIN	UFK	EU	AAAAAAAAAA	
F4 115 VAC LEFT MAIN	UFL	HEA	AAAAAAAAAA	
F4F 115 VAC LH	UFL	CZPJ	AAAAAAAAAA	
F4 LH 115VAC	UFL	CZR	AAAAAAAAAA	
F4 115 VAC LEFT MAIN	UFL	ES	AAAAAAAAAA	
F4 115 VAC LEFT MAIN	UFL	GACLM	AAAAAAAAAA	
F4C 115V AC LEFTMAIN	UFL	MDCJ	AAAAAAAAAA	
F4D 115V AC LEFTMAIN	UFL	MDCJ	AAAAAAAAAA	
F4E 115V AC LEFTMAIN	UFL	MDCJ	AAAAAAAAAA	
F4D 115V AC LEFT MAIN	UFL	MDCL	FAAAAAAAAAA	
F4E 115V AC LEFT MAIN	UFL	MDCL	FAAAAAAAAAA	
F4F 115 VAC LEFT MAIN	UFL	MDCM	FAAAAAAAAAA	
F4D 115VAC LEFT MAIN	UFL	MDCN	AAAAAAAAAA	
F4F 115VAC LEFT MAIN	UFL	MDCN	AAAAAAAAAA	
F4 LEFT MAIN 115V AC	UFL	MEC	AAAAAAAAAA	
F4F LEFT MAIN 115V AC	UFL	MGA	AAAAAAAAAA	
F4C LEFT MAIN 115V AC	UFL	MRBA	AAAAAAAAAA	
F4D LEFT MAIN 115V AC	UFL	MRBA	AAAAAAAAAA	
F4E LEFT MAIN 115V AC	UFL	MRD	AAAAAAAAAA	
F4F LEFT MAIN 115V AC	UFL	MRF	AAAAAAAAAA	
F4C 115 VAC ESSENTIAL	UFM	BEC	FAAAAAAAAAA	
F4D 115 VAC ESSENTIAL	UFM	BEC	FAAAAAAAAAA	
F4E 115 VAC ESSENTIAL	UFM	REC	AAAAAAAAAA	
F4C 115VAC ESSENTIAL	UFM	CT	011111AA0	
F4D 115VAC ESSENTIAL	UFM	CT	011111AA0	
F4E 115VAC ESSENTIAL	UFM	CT	011111AA0	
F4C 115VAC ESSENTIAL	UFM	CX	AAAAAAAAAA	
F4D 115VAC ESSENTIAL	UFM	CX	AAAAAAAAAA	
F4E 115VAC ESSENTIAL	UFM	CX	AAAAAAAAAA	
F4C 115VAC ESSENTIAL	UFM	CY	AAAAAAAAAA	
F4D 115VAC ESSENTIAL	UFM	CY	AAAAAAAAAA	
F4E 115VAC ESSENTIAL	UFM	CY	AAAAAAAAAA	
F4C 115 VAC ESSENTIAL	UFM	DK	AAAAAAAAAA	

42360

PG6095.J1R1 DATE = 09/16/75

FLIGHT SAFETY PREDICTION TECHNIQUE

```

00000000111111112222222222333333333344444444445555555555666666666677777777778
12345678901234567890123456789012345678901234567890123456789012345678901234567890
F40115VAC ESSENTIAL UFM DK AAAAAAAAAA
F4R 115 VAC ESSENTIAL UFM DK AAAAAAAAAA
F4C 115 VAC ESSENTIAL UFM ER AAAAAAAAAA
F4D 115 VAC ESSENTIAL UFM ER AAAAAAAAAA
F4S 115 VAC ESSENTIAL UFM ER AAAAAAAAAA
F4C 115 VAC ESSENTIAL UFM FAH AAAAAAAAAA
F4D 115 VAC ESSENTIAL UFM FAH AAAAAAAAAA
F4R 115 VAC ESSENTIAL UFM FAH AAAAAAAAAA
F4C ESS 115V AC UFM MDA 000000000
F4D ESS 115V AC UFM MDA 000000000
F4C 115 VAC ESSENTIAL UFM UJJA AAAAAAAAAA
F4D 115 VAC ESSENTIAL UFM UJJA AAAAAAAAAA
F4R 115 VAC ESSENTIAL UFM UJJA AAAAAAAAAA
F4C AC POWER UFM UJKA AAAAAAAAAA
F4D AC POWER UFM UJKA AAAAAAAAAA
F4 115 VAC RIGHT MAIN UFM BFB AAAAAAAAAA
F4RH 115 VAC UFM CT 011111AAC
F4RH115VAC UFM CX AAAAAAAAAA
F4RH115VAC UFM CY AAAAAAAAAA
F4 RH 115VAC UFM CZU AAAAAAAAAA
F4E RIGHT MAIN 115V AC UFM DK AAAAAAAAAA
F4 115 VAC RIGHT MAIN UFM DL AAAAAAAAAA
F4 115 VAC RIGHT MAIN UFM EQ AAAAAAAAAA
F4E 115 VAC RIGHT MAIN UFM FAH AAAAAAAAAA
F4D 115V RIGHT MAIN UFM FAX AAAAAAAAAA
F4E 115V RIGHT MAIN UFM FAX AAAAAAAAAA
F4R 115V RIGHT MAIN UFM FAX AAAAAAAAAA
F4 115 VAC RIGHT MAIN UFM FCT AAAAAAAAAA
F4 115 VAC RIGHT MAIN UFM FFJ AAAAAAAAAA
F4R RIGHT MAIN 115 VAC UFM GABAS AAAAAAAAAA
F4E RH 115V AC UFM MDA 000000000
F4R RH115V AC UFM MDAR 111111111
F4C 115V AC RIGHT MAIN UFM MDCR AAAAAAAAAA
F4D 115V AC RIGHT MAIN UFM MDCR AAAAAAAAAA
F4E 115V AC RIGHT MAIN UFM MDCR AAAAAAAAAA
F4 RIGHT MAIN 115V AC UFM MEC AAAAAAAAAA
F4C RIGHT MAIN 115V AC UFM MGC 000000000
F4D RIGHT MAIN 115V AC UFM MGC 000000000
F4E RIGHT MAIN 115V AC UFM MRA 000000000
F4R RIGHT MAIN 115V AC UFM MRBA AAAAAAAAAA
F4C RIGHT MAIN 115V AC UFM MRD AAAAAAAAAA
F4D RIGHT AMIN 115V AC UFM MTH AAAAAAAAAA
F4E RIGHT AMIN 115V AC UFM MTH AAAAAAAAAA
F4R RIGHT AMIN 115V AC UFM MTR AAAAAAAAAA
F4E 115 VAC RT MAIN UFM UJJA AAAAAAAAAA
F4E AC POWER UFM UJKA AAAAAAAAAA
F4RH 23VAC UFM CZR AAAAAAAAAA
F4 28 VAC RIGHT MAIN UFM ET AAAAAAAAAA
F4C 23V AC RIGHT MAIN UFM MDCR AAAAAAAAAA

```

000095.J1R1 DATE = 09/16/75

FLIGHT SAFETY PREDICTION TECHNIQUE

000000001111111122222222333333333344444444445555555555666666666677777777778					
12345678901234567890123456789012345678901234567890123456789012345678901234567890					
F40	23V AC RIGHT MAIN		UFP	MDCR	AAAAAAAAA
F4E	23V AC RIGHT MAIN		UFP	MDCR	AAAAAAAAA
F4	TRANSFORM		UFPA	UFP	AAAAAAAAA
F4	TRANSFORMER	42360	UFPA	UFPA	A
F4	FREQUENCY AND LOAD CONTROL		UFQ	UFA	AAAAAAAAA
F4	FREQ.LOAD CONT.BOX 690965G	42260	UFQA	UFQ	A
F4	FREQ.LOAD CONT. BOX 538088B	42240	UFQB	UFQ	A
F4C	POWER SUPPLY	4224A	UFQC	UFQ	A
F4C	AMPLIFIER	4224B	UFQD	UFQ	A
F4C	PRINTED CIRCUIT BOARD	4224C	UFQE	UFQ	A
F4C	AUTOMATIC RELAY	4224D	UFQF	UFQ	A
F4C	DISCRIMINATOR	4224E	UFQG	UFQ	A
F4C	CIRCUIT BOARD	4224F	UFQH	UFQ	A
F4	FREQ.LOAD CONT.BOX 693134	42230	UFQJ	UFQ	A
F4C	COMPONENT BOARD ASSY	4223A	UFQK	UFQ	A
F4	GENERATOR CONTROL		LUFR	UFQ	111111111
F4	GENERATOR CONTROL		KUFR	UFQ	111111111
F4	SWITCH PANEL,PILOT GEN CO42220		LUFRA	LUFR	A
F4	SWITCH PANEL,PILOT GEN CO42220		RUFRA	RUFR	A
F4C	PANEL GEN CONTROL	4227C	LUFRB	LUFR	A
F4E	SUPVRSRY PANEL 21B30-3A-B-C	4262C	LUFRB	LUFR	A
F4E	SUPVRSRY PANEL 21B30-3A-B-C	42620	LUFRB	LUFR	A
F4E	SUPVRSRY PANEL 21B30-3A-B-C	42620	LUFRB	LUFR	A
F4C	PANEL GEN CONTROL	4227C	RUFRB	RUFR	A
F4E	SUPVRSRY PANEL 21B30-3A-B-C	42620	RUFRB	RUFR	A
F4E	SUPVRSRY PANEL 21B30-3A-B-C	42620	RUFRB	RUFR	A
F4E	SUPVRSRY PANEL 21B30-3A-B-C	42620	RUFRB	RUFR	A
F4E	SUPVRSRY PANEL 21530-5A	4264C	LUFRBX	LUFR	A
F4E	SUPVRSRY PANEL 21530-5A	4264C	LUFRBX	LUFR	A
F4E	SUPVRSRY PANEL 21530-5A	4264C	LUFRBX	LUFR	A
F4E	SUPVRSRY PANEL 21530-5A	4264C	RUFRBX	RUFR	A
F4E	SUPVRSRY PANEL 21530-5A	4264C	RUFRBX	RUFR	A
F4E	SUPVRSRY PANEL 21530-5A	4264C	RUFRBX	RUFR	A
F4C	PRINTED BOARD ASSY	4227A	LUFRC	LUFR	A
F4E	JUNCTION BOX	4263C	LUFRC	LUFR	A
F4E	JUNCTION BOX	42630	LUFRC	LUFR	A
F4E	JUNCTION BOX	42630	LUFRC	LUFR	A
F4C	PRINTED BOARD ASSY	4227A	RUFRC	RUFR	A
F4E	JUNCTION BOX	42630	RUFRC	RUFR	A
F4E	JUNCTION BOX	42630	RUFRC	RUFR	A
F4E	JUNCTION BOX	42630	RUFRC	RUFR	A
F4C	HIGHEST PHASE TAKE-OVER	4227B	LUFRD	LUFR	A
F4C	HIGHEST PHASE TAKE-OVER	4227B	RUFRD	RUFR	A
F4C	OVER VOLTAGE ASSY	4227C	LUFRE	LUFR	A
F4C	OVER VOLTAGE ASSY	4227C	RUFRE	RUFR	A
F4C	REACTIVE BIASING ASSY	4227D	LUFRE	LUFR	A
F4C	REACTIVE BIASING ASSY	4227D	RUFRE	RUFR	A
F4C	UNDER VOLTAGE CIRCUIT	4227E	LUFRE	LUFR	A
F4C	UNDER VOLTAGE CIRCUIT	4227E	RUFRE	RUFR	A
F4	AC POWER GENERATION		LUFS	LUFR	AAAAAAAAA

PG0095.J1R1 DATE = 09/16/75

FLIGHT SAFETY PREDICTION TECHNIQUE

00000000111111112222222233333333444444445555555566666666777777778			
1234567890123456789012345678901234567890123456789012345678901234567890			
F4	AC POWER GENERATION		RUF8
F4C	GENERATOR, 3 PHASE 400HZ	42210	LUFSA
F4C	GENERATOR, 3 PHASE 400HZ	42610	LUFSA
F4C	GENERATOR, 3 PHASE 400HZ	42610	LUFSA
F4C	GENERATOR, 3 PHASE 400HZ	42610	LUFSA
F4C	GENERATOR, 3 PHASE 400HZ	42210	RUFSA
F4C	GENERATOR, 3 PHASE 400HZ	42610	RUFSA
F4C	GENERATOR, 3 PHASE 400HZ	42610	RUFSA
F4C	GENERATOR, 3 PHASE 400HZ	42610	RUFSA
F4C	ELECTRICAL HARNESS	4221A	LUF8B
F4C	ELECTRICAL HARNESS	4221A	RUF8B
F4C	EXITATION REGULATION		LUFT
F4C	EXITATION REGULATION		RUF8
F4C	REGULATOR, STATIC EXCITER	42250	LUFTA
F4C	REGULATOR, STATIC EXCITER	42250	RUF8A
F4	CONSTANT SPEED DRIVING		LUFV
F4	CONSTANT SPEED DRIVING		RUF8
F4C	CONSTANT SPEED DRIVE GE	23720	LUFVA
F4C	CONSTANT SPEED DRIVE GE	23720	RUFVA
F4C	INPUT SHAFT	23722	LUFVAA
F4C	INPUT SHAFT	23722	RUFVAA
F4C	DIFFERENTIAL SOLENOID	23721	LUFVAB
F4C	DIFFERENTIAL SOLENOID	23721	RUFVAB
F4C	ELLIPTICAL RACE	23722	LUFVAC
F4C	ELLIPTICAL RACE	23722	RUFVAC
F4C	CYLINDER BLOCK A-END	23723	LUFVAD
F4C	CYLINDER BLOCK A-END	23723	RUFVAD
F4C	CYLINDER BLOCK B-END	23724	LUFVAE
F4C	CYLINDER BLOCK B-END	23724	RUFVAE
F4C	HOUSING AND BRACKET ASSY	23725	LUFVAF
F4C	HOUSING AND BRACKET ASSY	23725	RUFVAF
F4	CONSTANT SPEED DRIVE SUND	23730	LUFVAG
F4	CONSTANT SPEED DRIVE SUND	23730	RUFVAG
F4	WIRING HARNESS, FLECT	2373A	LUFVAH
F4	WIRING HARNESS, ELECT	2373A	RUFVAH
F4	CHECK VALVE ASSY	2373B	LUFVAJ
F4	CHECK VALVE ASSY	2373B	RUFVAJ
F4	SEAL, OUTPUT, STATIONARY	2373C	LUFVAK
F4	SEAL, OUTPUT, STATIONARY	2373C	RUFVAK
F4	RING SEAL, MATING	2373D	LUFVAL
F4	RING SEAL, MATING	2373D	RUFVAL
F4	INPUT SHAFT	2373E	LUFVAM
F4	INPUT SHAFT	2373E	RUFVAM
F4	SEAL, INPUT, STATIONARY	2373F	LUFVAN
F4	SEAL, INPUT, STATIONARY	2373F	RUFVAN
F4	PRESSURE SWITCH, ASSY	2373G	LUFVAP
F4	PRESSURE SWITCH, ASSY	2373G	RUFVAP
F4	SWITCH ACTUATOR	2373H	LUFVAQ
F4	SWITCH ACTUATOR	2373H	RUFVAQ
F4	BRACKET DISCONNECT	2373J	LUFVAR

0000000011111111112222222222333333333344444444445555555555666666666677777777778  
 12345678901234567890123456789012345678901234567890123456789012345678901234567890

F4	BRACKET DISCONNECT	2373J	RUFVAR	RUFV	5
F4	CARTRIDGE DISCONNECT	2373K	LUFVAS	LUFV	5
F4	CARTRIDGE DISCONNECT	2373K	RUFVAS	RUFV	5
F4	GEARSHIFT ASSY, SPUR	2373L	LUFVAT	LUFV	A
F4	GEARSHIFT ASSY, SPUR	2373L	RUFVAT	RUFV	A
F4	SHAFT ASSY	2373M	LUFVAU	LUFV	A
F4	SHAFT ASSY	2373M	RUFVAU	RUFV	A
F4	SEAL PLATE	2373N	LUFVAV	LUFV	4
F4	SEAL PLATE	2373N	RUFVAV	RUFV	4
F4	HOUSING, INPUT	2373P	LUFVAW	LUFV	A
F4	HOUSING, INPUT	2373P	RUFVAW	RUFV	A
F4	WOBBLER, VARIABLE	2373Q	LUFVAX	LUFV	A
F4	WOBBLER, VARIABLE	2373Q	RUFVAX	RUFV	A
F4	RETAINER, SCIPPER	2373R	LUFVAY	LUFV	A
F4	RETAINER, SCIPPER	2373R	RUFVAY	RUFV	A
F4	BALL RETAINER SLIPPER	2373S	LUFVAZ	LUFV	A
F4	BALL RETAINER SLIPPER	2373S	RUFVAZ	RUFV	A
F4C	FILTER, BYPASS ASSY	2372A	LUFVB	LUFV	3
F4C	FILTER, BYPASS ASSY	2372A	RUFVB	RUFV	3
F4	CYLINDER BLOCK	2373T	LUFVBA	LUFV	A
F4	CYLINDER BLOCK	2373T	RUFVBA	RUFV	A
F4	PISTON, SLIPPER ASSY	2373U	LUFVBB	LUFV	A
F4	PISTON, SLIPPER ASSY	2373U	RUFVBB	RUFV	A
F4	WOBBLER, FIXED	2373V	LUFVBC	LUFV	A
F4	WOBBLER, FIXED	2373V	RUFVBC	RUFV	A
F4	PUMP, COOLING	2373W	LUFVBD	LUFV	A
F4	PUMP, COOLING	2373W	RUFVBD	RUFV	A
F4	HOUSING ASSY, CENTRIFUGE	2373X	LUFVBF	LUFV	A
F4	HOUSING ASSY, CENTRIFUGE	2373X	RUFVBF	RUFV	A
F4	DIFFERENTIAL ASSY	2373Y	LUFVBF	LUFV	A
F4	DIFFERENTIAL ASSY	2373Y	RUFVBF	RUFV	A
F4	VALVE ASSY, TRIP	2373Z	LUFVAG	LUFV	A
F4	VALVE ASSY, TRIP	2373Z	RUFVAG	RUFV	A
F4	HOUSING, VALVE	2374A	LUFVBH	LUFV	A
F4	HOUSING, VALVE	2374A	RUFVBH	RUFV	A
F4	PORT PLATE ASSY	2374B	LUFVBJ	LUFV	3
F4	PORT PLATE ASSY	2374B	RUFVBJ	RUFV	3
F4	PISTON CONTROL MATCHED ST	2374C	LUFVBK	LUFV	A
F4	PISTON CONTROL MATCHED ST	2374C	RUFVBK	RUFV	A
F4	VALVE ASSY, RECIRCULATING	2374D	LUFVBL	LUFV	A
F4	VALVE ASSY, RECIRCULATING	2374D	RUFVBL	RUFV	A
F4	PUMP ASSY, SCAVENGE	2374E	LUFVBM	LUFV	A
F4	PUMP ASSY, SCAVENGE	2374E	RUFVBM	RUFV	A
F4	PUMP ASSY, CHARGE	2374F	LUFVBN	LUFV	A
F4	PUMP ASSY, CHARGE	2374F	RUFVBN	RUFV	A
F4	MAGNETIC TRIMHEAD	2374G	LUFVBP	LUFV	5
F4	MAGNETIC TRIMHEAD	2374G	RUFVBP	RUFV	5
F4	BALLHEAD, LIMIT GOVERNOR	2374H	LUFVBQ	LUFV	5
F4	BALLHEAD, LIMIT GOVERNOR	2374H	RUFVBQ	RUFV	5
F4	SLEEVE AND STEM	2374J	LUFVBR	LUFV	A

000000001111111112222222222333333333444444444555555555666666667777777778  
 12345678901234567890123456789012345678901234567890123456789012345678901234567890

F4	SLEEVE AND STEM	2374J	RUFVBR	RUFV	A
F4	HOUSING, LIMIT GOVERNOR	2374K	LUFVBS	LUFV	5
F4	HOUSING, LIMIT GOVERNOR	2374K	RUFVBS	RUFV	5
F4	SHAFT, ADJUSTMENT	2374L	LUFVBT	LUFV	5
F4	SHAFT, ADJUSTMENT	2374L	RUFVBT	RUFV	5
F4	COIL AND CONNECTOR ASSY	2374M	LUFVBU	LUFV	A
F4	COIL AND CONNECTOR ASSY	2374M	RUFVBU	RUFV	A
F4	PISTON AND SLEEVE	2374N	LUFVBV	LUFV	A
F4	PISTON AND SLEEVE	2374N	RUFVBV	RUFV	A
F4	CENTER PLATE ACCESSORY	2374P	LUFVBW	LUFV	5
F4	CENTER PLATE ACCESSORY	2374P	RUFVBW	RUFV	5
F4	FILTER ELEMENT ASSY	2374Q	LUFVBX	LUFV	2
F4	FILTER ELEMENT ASSY	2374Q	RUFVBX	RUFV	2
F4C	SEAL, OUTPUT	2372R	LUFVC	LUFV	2
F4C	SEAL, OUTPUT	2372R	RUFVC	RUFV	2
F4	GEAR SPUR RING	2374T	LUFVCA	LUFV	A
F4	GEAR SPUR RING	2374T	RUFVCA	RUFV	A
F4	GEAR CLUSTER, SPUR RING	2374U	LUFVCB	LUFV	A
F4	GEAR CLUSTER, SPUR RING	2374U	RUFVCB	RUFV	A
F4	SHAFT CARRIER	2374V	LUFVCC	LUFV	A
F4	SHAFT CARRIER	2374V	RUFVCC	RUFV	A
F4	SHAFT SHOULDER	2374W	LUFVCD	LUFV	A
F4	SHAFT SHOULDER	2374W	RUFVCD	RUFV	A
F4	GEAR CLUSTER ASSY	2374X	LUFVCE	LUFV	A
F4	GEAR CLUSTER ASSY	2374X	RUFVCE	RUFV	A
F4	SWITCH SNAP ACTION	2374Y	LUFVCF	LUFV	A
F4	SWITCH SNAP ACTION	2374Y	RUFVCF	RUFV	A
F4C	CSO DOME AND STRUT ASSY	2374Z	LUFVCG	LUFV	A
F4C	DOME ASSY AND GEN	23750	LUFVCG	LUFV	A
F4C	DOME ASSY AND GEN	23750	RUFVCG	RUFV	A
F4C	DOME ASSY AND GEN	23750	LUFVCG	LUFV	A
F4C	CSO DOME AND STRUT ASSY	2374Z	RUFVCG	RUFV	A
F4C	DOME ASSY AND GEN	23750	RUFVCG	RUFV	A
F4C	DOME ASSY AND GEN	23750	LUFVCG	LUFV	A
F4C	DOME ASSY AND GEN	23750	RUFVCG	RUFV	A
F4C	STRUT	2375A	LUFVCGA	LUFV	A
F4C	STRUT	2375A	RUFVCGA	RUFV	A
F4C	STRUT	2375A	LUFVCGA	LUFV	A
F4C	STRUT	2375A	RUFVCGA	RUFV	A
F4C	STRUT	2375A	LUFVCGA	LUFV	A
F4C	STRUT	2375A	RUFVCGA	RUFV	A
F4C	BARREL	2375L	LUFVCGB	LUFV	A
F4C	BARREL	2375E	LUFVCGB	LUFV	A
F4C	BARREL	2375P	LUFVCGB	LUFV	A
F4C	BARREL	2375R	RUFVCGB	RUFV	A
F4C	BARREL	2375E	RUFVCGB	RUFV	A
F4C	BARREL	2375H	RUFVCGB	RUFV	A
F4C	SHELL	2375C	LUFVCGC	LUFV	A
F4C	SHELL	2375C	RUFVCGC	RUFV	A
F4C	SHELL	2375C	LUFVCGC	LUFV	A

PG0095.J1R1 DATE = 09/16/75

FLIGHT SAFETY PREDICTION TECHNIQUE

000000001111111112222222223333333344444444555555556666666677777777778  
 12345678901234567890123456789012345678901234567890123456789012345678901234567890

F40SHELL	2375C	RUFVCGC	RUFV	A	
F4ESHELL	2375L	RUFVCGC	RUFV	A	
F4RSHELL	2375C	RUFVCGC	RUFV	A	
F4DDOME	2375L	LUFVCGD	LUFV	A	
F4DDOME	2375D	LUFVCGD	LUFV	A	
F4DDOME	2375D	LUFVCGD	LUFV	A	
F4DDOME	2375D	LUFVCGD	RUFV	A	
F4DDOME	2375D	RUFVCGD	RUFV	A	
F4DDOME	2375D	RUFVCGD	RUFV	A	
F4DDOR	2375E	LUFVCGE	LUFV	0	
F4DDOR	2375E	LUFVCGE	LUFV	0	
F4DDOR	2375E	LUFVCGE	LUFV	0	
F4DDOR	2375E	RUFVCGE	RUFV	0	
F4DDOR	2375E	RUFVCGE	RUFV	0	
F4C	CLUTCH ASSY, OUTPUT	2372C	LUFVD	LUFV	A
F4C	CLUTCH ASSY, OUTPUT	2372C	RUFVD	RUFV	A
F4C	HOUSING, COVER, VALVES	2372D	LUFVE	LUFV	A
F4C	HOUSING, COVER, VALVES	2372D	RUFVE	RUFV	A
F4C	BELLCRANK SHAFT	2372E	LUFVF	LUFV	A
F4C	BELLCRANK SHAFT	2372F	RUFVF	RUFV	A
F4C	VALVE ASSEMBLY, REGULATING	2372F	LUFVG	LUFV	A
F4C	VALVE ASSEMBLY, REGULATING	2372F	RUFVG	RUFV	A
F4C	SHAFT ACTUATOR	2372G	LUFVH	LUFV	A
F4C	SHAFT ACTUATOR	2372G	RUFVH	RUFV	A
F4C	CLEVIS HINGE	2372H	LUFVJ	LUFV	A
F4C	CLEVIS HINGE	2372H	RUFVJ	RUFV	A
F4C	GOVERNOR COVER	2372J	LUFVK	LUFV	2
F4C	GOVERNOR COVER	2372J	RUFVK	RUFV	2
F4C	SHAFT, DISCONNECT	2372K	LUFVL	LUFV	A
F4C	SHAFT, DISCONNECT	2372K	RUFVL	RUFV	A
F4C	BRACKET, DISCONNECT	2372L	LUFVM	LUFV	A
F4C	BRACKET, DISCONNECT	2372L	RUFVM	RUFV	A
F4C	GOVERNOR	2372M	LUFVN	LUFV	A
F4C	GOVERNOR	2372M	RUFVN	RUFV	A
F4C	ROTARY PUMP	2372N	LUFVP	LUFV	A
F4C	ROTARY PUMP	2372N	RUFVP	RUFV	A
F4C	SWITCH, CABLE ASSY	2372P	LUFVQ	LUFV	A
F4C	SWITCH, CABLE ASSY	2372P	RUFVQ	RUFV	A
F4C	PINTLE	2372Q	LUFVR	LUFV	A
F4C	PINTLE	2372Q	RUFVR	RUFV	A
F4C	COVER TRUNNION	2372R	LUFVS	LUFV	2
F4C	COVER TRUNNION	2372R	RUFVS	RUFV	2
F4C	STROKABLE RACE	2372S	LUFVT	LUFV	5
F4C	STROKABLE RACE	2372S	RUFVT	RUFV	5
F4C	COUPLING RING	2372T	LUFVU	LUFV	A
F4C	COUPLING RING	2372T	RUFVU	RUFV	A
F4C	STROCKING PISTON	2372U	LUFVV	LUFV	A
F4C	STROCKING PISTON	2372U	RUFVV	RUFV	A
F4C	STROCKING SLEEVE	2372V	LUFVW	LUFV	A

000095.JIR1 DATE = 09/16/75

FLIGHT SAFETY PREDICTION TECHNIQUE

0000000011111111222222222233333333334444444444555555555566666666667777777778  
12345678901234567890123456789012345678901234567890123456789012345678901234567890

F4C	STROCKING SLEEVE	2372V	RUFVW	RUFV	A	
F4C	CABLE CONNECTOR	2372W	LUFVX	LUFV	3	
F4C	CABLE CONNECTOR	2372W	RUFVX	RUFV	3	
F4C	INPUT COUPLING	2372X	LUFVY	LUFV	A	
F4C	INPUT COUPLING	2372X	RUFVY	RUFV	A	
F4C	INPUT SEAL	2372Y	LUFVZ	LUFV	2	
F4C	INPUT SEAL	2372Y	RUFVZ	RUFV	2	
F4	14 VAC LEFT MAIN		UFX	EW		AAAAAAAAAA
F4R	RECUN 115 VAC		UFY	CZT		AAAAAAAAAA
F4R	RECUN 115V AC		UFY	MRA		AAAAAAAAAA
F4R	RECUN 115V AC		UFY	MRB		AAAAAAAAAA
F4R	RECUN 115V AC		UFY	MRC		AAAAAAAAAA
F4R	RECUN 115V AC		UFY	MRE		AAAAAAAAAA
F4R	RECUN 115V AC		UFY	MRF		11111111
F4	GROUND POWER		UFZ	UF		00000000
F4	TRANSFORMER RECTIFIER	42320	UFZA	UFZ	A	
F4	EXT PWR RECEPTICLE	42350	UFZR	UFZ	5	
F4C	WHEEL WELL SWITCH PANEL	4211R	UFZC	UFZ	A	
F4R	WHEEL WELL SWITCH PANEL	4211B	UFZC	UFZ	A	
F4C	28VDC LEFT MAIN		UGA	BFA		AAAAAAAAAA
F4C	28VDC LEFT MAIN		UGA	BFA		AAAAAAAAAA
F4R	28VDC LEFT MAIN		UGA	BFA		AAAAAAAAAA
F4R	28VDC LH		UGA	CZPJ		AAAAAAAAAA
F4C	28VDC LEFT MAIN		UGA	DG		AAAAAAAAAA
F4C	28VDC LEFT MAIN		UGA	DG		AAAAAAAAAA
F4R	28VDC LEFT MAIN		UGA	DG		AAAAAAAAAA
F4C	28VDC LEFT MAIN		UGA	EP		AAAAAAAAAA
F4C	28VDC LEFT MAIN		UGA	EP		AAAAAAAAAA
F4R	28VDC LEFT MAIN		UGA	EP		AAAAAAAAAA
F4C	28 VDC LEFT MAIN BUS		UGA	FCU		AAAAAAAAAA
F4C	28 VDC LEFT MAIN BUS		UGA	FCU		AAAAAAAAAA
F4R	28 VDC LEFT MAIN BUS		UGA	FCU		AAAAAAAAAA
F4C	28 VDC LEFT MAIN BUS		UGA	FFG		AAAAAAAAAA
F4C	28 VDC LEFT MAIN BUS		UGA	FFG		AAAAAAAAAA
F4R	28 VDC LEFT MAIN BUS		UGA	FFG		AAAAAAAAAA
F4C	28VDC LEFT MAIN		UGA	GDCL		AAAAAAAAAA
F4C	28VDC LEFT MAIN		UGA	GDCL		AAAAAAAAAA
F4R	28VDC LEFT MAIN		UGA	GDCL		AAAAAAAAAA
F4R	LH 28V DC		UGA	MD3		11111111
F4C	LH 28V DC		UGA	MDCC		AAAAAAAAAA
F4C	LH 28V DC		UGA	MDCC		AAAAAAAAAA
F4C	28V DC LEFT MAIN		UGA	MDCJ		FAAAAAAAAA
F4C	28V DC LEFT MAIN		UGA	MDCJ		FAAAAAAAAA
F4C	28V DC LEFT MAIN		UGA	MDCL		FAAAAAAAAA
F4C	28V DC LEFT MAIN		UGA	MDCN		FAAAAAAAAA
F4C	LEFT MAIN 28V DC		UGA	MEC		AAAAAAAAAA
F4C	LEFT MAIN 28V DC		UGA	MEC		AAAAAAAAAA
F4R	LEFT MAIN 28V DC		UGA	MEC		AAAAAAAAAA
F4R	LEFT MAIN 28V DC		UGA	MRF		AAAAAAAAAA
F4C	LEFT MAIN 28V DC		UGA	MT		AAAAAAAAAA

0000000011111111112222222222333333333344444444445555555555666666666677777777778	123456789012345678901234567890123456789012345678901234567890123456789012345678901234567890			
F40 LEFT MAIN 28V DC	UGA	MT	AAAAAAAAAA	
F40 28VDC LEFT MAIN	UGA	UEB	AAAAAAAAAA	
F40 28VDC LEFT MAIN	UGA	UEB	AAAAAAAAAA	
F40 28VDC LEFT MAIN	UGA	UEB	AAAAAAAAAA	
F40 28VDC LEFT MAIN	UGA	UGJ	AAAAAAAAAA	
F40 LEFT TRANS RECTIFY	UGAA	UGE	1111111111	
F40 LEFT TRANS RECTIFY	UGAA	UGF	1111111111	
F40 LEFT TRANS RECTIFY	UGAA	UGF	1111111111	
F40 LEFT TRANS RECTIFY	UGAA	UGF	1111111111	
F40 LEFT TRANS RECTIFY	UGAA	UGK	1111111111	
F4 TRANSFORMER RECTIFIER	42310 UGAAA	UGAA	A	
F4 FAN ASSEMBLY	4231A UGAAH	UGAA	3	
F4 28VDC ESSENTIAL	UGB	HFD	AAAAAAAAAA	
F4 28VDC ESSENTIAL	UGB	CI	011111AA0	
F4 28VDC ESSENTIAL	UGB	CT	011111AA0	
F4 28VDC ESSENTIAL	UGB	CX	AAAAAAAAAA	
F4 28VDC ESSENTIAL	UGB	CY	AAAAAAAAAA	
F4 28VDC ESSENTIAL	UGB	CZACA	AAAAAAAAAA	
F4 28VDC ESSENTIAL	UGB	CZADA	AAAAAAAAAA	
F4 28VDC ESSENTIAL	UGB	CZAEA	AAAAAAAAAA	
F4 28VDC ESSENTIAL	UGB	CZB	1111111111	
F4 28VDC ESSENTIAL	UGB	DF	AAAAAAAAAA	
F4 28VDC ESSEN	UGB	EN	AAAAAAAAAA	
F4 28 VDC ESSENTIAL BUS	UGB	FAJ	AAAAAAAAAA	
F4E ELECTRIC POWER 28VDC	UGB	FS	1111111111	
F4E ELECTRIC POWER 28VDC	UGB	FSC	FAAAAAAAAAAA	
F4E ELECTRIC POWER 28VDC	UGB	FSH	FAAAAAAAAAAA	
F4E ELECTRIC POWER 28VDC	UGB	FSQDB	FAAAAAAAAAAA	
F40 ESS 28 VDC	UGB	FSX	AAAAAAAAAA	
F40 ESS 28 VDC	UGB	FSX	AAAAAAAAAA	
F40 ESS 28 VDC	UGB	FSX	FAAAAAAAAAAA	
F40 ESS 28 VDC	UGB	FSX	AAAAAAAAAA	
F40 ESS 28 VDC	UGB	FSY	FAAAAAAAAAAA	
F40 ESSENTIAL 28V DC	UGB	MDAB	AAAAAAAAAA	
F40 ESSENTIAL 28V DC	UGB	MDR	AAAAAAAAAA	
F40 ESSENTIAL 28V DC	UGB	MDH	AAAAAAAAAA	
F40 ESSENTIAL 28V DC	UGB	YDB	AAAAAAAAAA	
F40 ESSENTIAL 28V DC	UGB	MDH	1111111111	
F40 ESSENTIAL 28V DC	UGB	MDCHA	AAAAAAAAAA	
F40 ESSENTIAL 28V DC	UGB	MDCHA	AAAAAAAAAA	
F40 ESSENTIAL 28V DC	UGB	MDCHA	AAAAAAAAAA	
F40 ESS 28V DC	UGB	MDCR	FAAAAAAAAAAA	
F40 ESS 28V DC	UGB	MDCR	FAAAAAAAAAAA	
F40 ESS 28V DC	UGB	MDCR	FAAAAAAAAAAA	
F40 ESSENTIAL 28V DC	UGB	MRBR	AAAAAAAAAA	
F40 ESSENTIAL 28V DC	UGB	MTB	AAAAAAAAAA	
F40 ESSENTIAL 28V DC	UGB	MTB	AAAAAAAAAA	
F40 ESSENTIAL 28V DC	UGB	MTB	AAAAAAAAAA	
F40 28VDC ESSENTIAL	UGB	UGC	1111111111	
F40 28VDC ESSENTIAL	UGB	UGC	1111111111	

066095J1R1 DATE = 09/16/75

FLIGHT SAFETY PREDICTION TECHNIQUE

000000001111111122222222333333333344444444555555556666666677777777778  
 12345678901234567890123456789012345678901234567890123456789012345678901234567890

F4E ESSEN 28VDC		UGB	UGC	AAAAAAAAA
F4R 28VDC ESSENTIAL		UGB	UGC	111111111
F4C 28VDC ESSENTIAL		UGB	UGF	F11111111
F4D 28VDC ESSENTIAL		UGB	UGF	F11111111
F4P 28VDC ESSENTIAL		UGB	UGF	F11111111
F4 28VDC POWER SUPPLIED		UGB	UJP	AAAAAAAAA
F4O RIGHT TRANS RECTIFY		UGBA	UGF	111111111
F4Q RIGHT TRANS RECTIFY		UGBA	UGF	111111111
F4R RIGHT TRANS RECTIFY		UGBA	UGF	111111111
F4S RIGHT TRANS RECTIFY		UGBA	UGK	111111111
F4 TRANSFORMER RECTIFIER	42310	UGBAA	UGBA	A
F4C TRANSFORMER RECTIFIER	42310	UGBAA	UGG	A
F4D TRANSFORMER RECTIFIER	42310	UGBAA	UGG	A
F4R TRANSFORMER RECTIFIER	42310	UGBAA	UGG	A
F4 FAN ASSEMBLY	4231A	UGBAB	UGBA	3
F4 28 VDC IGNITION		UGC	BFC	AAAAAAAAA
F4C 28VDC RIGHT MAIN		UGD	BEB	AAAAAAAAA
F4D 28VDC RIGHT MAIN		UGD	BEH	AAAAAAAAA
F4R 28VDC RIGHT MAIN		UGD	BEH	AAAAAAAAA
F4CRH 28VDC		UGD	CZB	AAAAAAAAA
F4DRH 28VDC		UGD	CZB	AAAAAAAAA
F4RRH 28VDC		UGD	CZB	AAAAAAAAA
F4C 28VDC RIGHT MAIN		UGD	DJ	AAAAAAAAA
F4D 28VDC RIGHT MAIN		UGD	DJ	AAAAAAAAA
F4R 28VDC RIGHT MAIN		UGD	DJ	AAAAAAAAA
F4C 28VDC RIGHT MAIN		UGD	EM	AAAAAAAAA
F4D 28VDC RIGHT MAIN		UGD	EM	AAAAAAAAA
F4R 28VDC RIGHT MAIN		UGD	EM	AAAAAAAAA
F4D		UGD	FAX	AAAAAAAAA
F4R		UGD	FAX	AAAAAAAAA
F4C 28 VDC RIGHT MAIN BUS		UGD	FBM	AAAAAAAAA
F4D 28 VDC RIGHT MAIN BUS		UGD	FBM	AAAAAAAAA
F4R 28 VDC RIGHT MAIN BUS		UGD	FBM	AAAAAAAAA
F4C 28 VDC RIGHT MAIN BUS		UGD	FDG	AAAAAAAAA
F4D 28 VDC RIGHT MAIN BUS		UGD	FDG	AAAAAAAAA
F4R 28 VDC RIGHT MAIN BUS		UGD	FDG	AAAAAAAAA
F4C 28 VDC RIGHT MAIN BUS		UGD	FEBN	AAAAAAAAA
F4D 28 VDC RIGHT MAIN BUS		UGD	FEBN	AAAAAAAAA
F4R 28 VDC RIGHT MAIN BUS		UGD	FEBN	AAAAAAAAA
F4C 28 VDC RIGHT MAIN BUS		UGD	FFK	AAAAAAAAA
F4D 28 VDC RIGHT MAIN BUS		UGD	FFK	AAAAAAAAA
F4R 28 VDC RIGHT MAIN BUS		UGD	FFK	AAAAAAAAA
F4C 28VDC RIGHT MAIN		UGD	GDCR	AAAAAAAAA
F4D 28VDC RIGHT MAIN		UGD	GDCR	AAAAAAAAA
F4R 28VDC RIGHT MAIN		UGD	GDCR	AAAAAAAAA
F4C RIGHT MAIN 28VAC		UGD	LURDC	AAAAAAAAA
F4D RIGHT MAIN 28VAC		UGD	LURDC	AAAAAAAAA
F4R RIGHT MAIN 28VAC		UGD	LURDC	AAAAAAAAA
F4CRH 28V DC		UGD	MDA	AAAAAAAAA
F4D RH 28V DC		UGD	MDA	AAAAAAAAA



PGG095.JIR1 DATE = 09/16/75

FLIGHT SAFETY PREDICTION TECHNIQUE

```

000000001111111122222222223333333333444444445555555555666666666677777777778
1234567890123456789012345678901234567890123456789012345678901234567890
F4E MAIN 28VDC UGL FPF AAAAAAAAAA
F4E MAIN 28VDC UGL FCU AAAAAAAAAA
F4E MAIN 28VDC UGL FDU AAAAAAAAAA
F4E MAIN 28VDC UGL FE3N AAAAAAAAAA
F4E MAIN 28VDC UGL FFK AAAAAAAAAA
F4E MAIN 28VDC UGL GASS AAAAAAAAAA
F4E MAIN 28VDC UGL GBAD AAAAAAAAAA
F4E MAIN 28VDC UGL LURDC AAAAAAAAAA
F4E MAIN 28VDC UGL MDA AAAAAAAAAA
F4E MAIN 28VDC UGL MDGJ FAAAAAAAAA
F4E MAIN 28VDC UGL MDCL FAAAAAAAAA
F4E MAIN 28VDC UGL MDCM FAAAAAAAAA
F4E MAIN 28VDC UGL MDCN FAAAAAAAAA
F4E MAIN 28VDC UGL MEC AAAAAAAAAA
F4E MAIN 28VDC UGL MGD JCCCCC000
F4E MAIN 28VDC UGL MR3A AAAAAAAAAA
F4E MAIN 28VDC UGL MT AAAAAAAAAA
F4E MAIN 28VDC UGL UFB AAAAAAAAAA
F4E MAIN 28VDC UGL UGH AAAAAAAAAA
F4E MAIN 28VDC UGL FFAA FAAAAAAAAA
F4E MACH NO. ANALOG OUTPUT UJA UJX AAAAAAAAAA
F4E MACH NO. ANALOG OUTPUT UJA UJY AAAAAAAAAA
F4E MACH NO. ANALOG OUTPUT UJA UJY AAAAAAAAAA
F4E MACH NO. ANALOG OUTPUT UJA UJY AAAAAAAAAA
F4E ANGLE OF ATTACK INPUT UJAA UJY AAAAAAAAAA
F4E ANGLE OF ATTACK INPUT UJAA UJY AAAAAAAAAA
F4E ANGLE OF ATTACK INPUT UJAA UJY AAAAAAAAAA
F4E ANGLE OF ATTACK XMITTER 513BC UJAAZ UJAA A
F4E ANGLE OF ATTACK XMITTER 513BD UJAAZ UJAA A
F4E ANGLE OF ATTACK XMITTER 513LC UJAAZ UJAA A
F4E MACH SECTOR CAM MODULE 513SE UJAX UJA A
F4E MACH SECTOR CAM MODULE 513VF UJAXXV UJA A
F4E MACH SECTOR CAM MODULE 513UF UJAXXW UJA A
F4E MACH SECTOR CAM MODULE 513TF UJAXXX UJA A
F4E MACH SECTOR CAM MODULE 513SF UJAXXY UJA A
F4E MACH SECTOR CAM MODULE 513QF UJAXXZ UJA A
F4E MACH SECTOR CAM MODULE 513HF UJAXZ UJA A
F4E MACH SECTOR CAM MODULE 513LE UJAY UJA A
F4E MACH SECTOR CAM MODULE 513GE UJAZ UJA A
F4E MACH HOLD SERVO ASSY 513JL UJAZZW UJA A
F4E MACH SECTOR CAM MODULE 513VE UJAZZX UJA A
F4E MACH SECTOR CAM MODULE 513UF UJAZZY UJA A
F4E MACH SECTOR CAM MODULE 513JE UJAZZZ UJA A
F4E TOTAL TEMP SENSE & XMITTED UJB UJA FAAAAAAAAA
F4E TOTAL TEMP SENSE & XMITTED UJB UJX 5555555555
F4E F4R. TEMPERATURE XMITR 513DC UJBZ UJB A
F4E MECHANICAL ANALOG CONVERT UJC FFAA FAAAAAAAAA
F4E MECHANICAL ANALOG CONVERT UJC UJA AAAAAAAAAA
F4E MECHANICAL ANALOG CONVERT UJC UJW FAAAAAAAAA
F4E MECHANICAL ANALOG CONVERT UJC UJZ FAAAAAAAAA

```

PGG095.JIR1 DATE = 09/16/75

FLIGHT SAFETY PREDICTION TECHNIQUE

00000000111111112222222233333333444444445555555566666666777777778 \*\*\*  
12345678901234567890123456789012345678901234567890123456789012345678901234567890

F4	PRESSURE RATIO OUTPUT		UJCA	UJC	555555555
F4C	PRESSURE RATIO AMPLIFIER	513JH	UJCAC	UJCA	5
F4C	PRESSURE RATIO AMPLIFIER	513UH	UJCAD	UJCA	5
F4C	PRESSURE RATIO AMPLIFIER	513VH	UJCAE	UJCA	5
F4C	PRESSURE RATIO XDUCEK	513VC	UJCAF	UJCA	8
F4D	PRESSURE RATIO AMPLIFIER	513CH	UJCAG	UJCA	5
F4D	PRESSURE RATIO AMPLIFIER	513SH	UJCAH	UJCA	5
F4D	PRESSURE RATIO AMPLIFIER	513TH	UJCAJ	UJCA	5
F4D	PRESSURE RATIO AMPLIFIER	513UH	UJCAK	UJCA	5
F4D	PRESSURE RATIO AMPLIFIER	513VH	UJCAL	UJCA	5
F4C	MOTOR GENERATOR	513JN	UJCAMW	UJX	7
F4C	MOTOR GENERATOR	513JN	UJCAMX	UJX	7
F4C	MOTOR GENERATOR	513JN	UJCAMY	UJDR	7
F4C	MOTOR GENERATOR	513JN	UJCAMZ	UJCA	7
F4R	PRESSURE RATIO AMPLIFIER	513SH	UJCAU	UJCA	5
F4R	PRESSURE RATIO AMPLIFIER	513LH	UJCAV	UJCA	5
F4R	PRESSURE RATIO AMPLIFIER	513GH	UJCAW	UJCA	5
F4R	PRESSURE RATIO XDUCEK	513SC	UJCAK	UJCA	8
F4D	PRESSURE RATIO XDUCEK	513VC	UJCAXXV	UJCA	8
F4D	PRESSURE RATIO XDUCEK	513UC	UJCAXXW	UJCA	8
F4D	PRESSURE RATIO XDUCEK	513TC	UJCAXXX	UJCA	8
F4D	PRESSURE RATIO XDUCEK	513QC	UJCAXXZ	UJCA	8
F4E	PRESSURE RATIO AMPLIFIER	513HH	UJCAXY	UJCA	5
F4E	PRESSURE RATIO XDUCEK	513HC	UJCAKZ	UJCA	8
F4R	PRESSURE RATIO XDUCEK	513LC	UJCAK	UJCA	8
F4R	PRESSURE RATIO XDUCEK	513CC	UJCAZ	UJA	8
F4C	PRESSURE RATIO XDUCEK	513UC	UJCAZZX	UJCA	8
F4D	PRESSURE RATIO XDUCEK	513SC	UJCAZZY	UJCA	8
F4C	PRESSURE RATIO XDUCEK	513JC	UJCAZZZ	UJCA	8
F4C	LOG PRESSURE OUTPUT		UJCB	FFAA	111111111
F4D	LOG PRESSURE OUTPUT		UJCB	FFAA	F11111111
F4E	LOG PRESSURE OUTPUT		UJCB	FFAA	F11111111
F4R	LOG PRESSURE OUTPUT		UJCB	FFAA	F11111111
F4D	LOG PRESSURE OUTPUT		UJCB	UJC	555555555
F4E	LOG PRESSURE OUTPUT		UJCB	UJC	555555555
F4R	LOG PRESSURE OUTPUT		UJCB	UJC	555555555
F4D	LOG PRESSURE OUTPUT		UJCB	UJQ	222222222
F4E	LOG PRESSURE OUTPUT		UJCB	UJQ	222222222
F4R	LOG PRESSURE OUTPUT		UJCB	UJQ	222222222
F4C	LOG PRESSURE CONTROLLER	513JD	UJCBL	UJCB	7
F4C	LOG PRESSURE CONTROLLER	513UD	UJCBM	UJCB	7
F4C	LOG PRESSURE CONTROLLER	513VD	UJCBN	UJCB	7
F4D	LOG PRESS MONTR AMPLIFIER	513QH	UJCBP	UJCB	5
F4D	LOG PRESS MONTR AMPLIFIER	513SH	UJCBQ	UJCB	5
F4D	LOG PRESS MONTR AMPLIFIER	513TH	UJCBR	UJCB	5
F4D	LOG PRESS MONTR AMPLIFIER	513UH	UJCBS	UJCB	5
F4D	LOG PRESS MONTR AMPLIFIER	513VH	UJCBT	UJCB	5
F4R	LOG PRESS MON AMP	523SH	UJCBU	UJCB	5
F4P	LOG PRESS MONTR AMPLIFIER	513LH	UJCBV	UJCB	5
F4R	LOG PRESS MONTR AMPLIFIER	513GH	UJCBW	UJCB	5

PG095.JIR1 DATE = 09/16/75

FLIGHT SAFETY PREDICTION TECHNIQUE

000000001111111122222222333333333344444444555555556666666677777777778  
1234567890123456789012345678901234567890123456789012345678901234567890

F4E	LOG PRESSURE CONTROLLER	512SL	UJCBX	UJCB	7
F4D	LOG PRESSURE CONTROLLER	513VD	UJCBXXV	UJCB	7
F4D	LOG PRESSURE CONTROLLER	513UD	UJCBXXW	UJCB	7
F4D	LOG PRESSURE CONTROLLER	512TD	UJCBXXX	UJCB	7
F4D	LOG PRESSURE CONTROLLER	513SD	UJCBXXY	UJCB	7
F4D	LOG PRESSURE CONTROLLER	513CD	UJCBXXZ	UJCB	7
F4E	LOG PRESS MONTR AMPLIFIER	513PH	UJCHXY	UJCB	5
F4E	LOG PRESSURE CONTROLLER	513HD	UJCHXZ	UJCB	7
F4E	LOG PRESSURE CONTROLLER	513LD	UJCBY	UJCB	7
F4E	LOG PRESSURE CONTROLLER	513GD	UJCBZ	UJCB	7
F4C	WTRK GENERATOR	513JN	UJCBZZW	UJCB	7
F4C	LOG PRESS MONTR AMPLIFIER	513VH	UJCBZZX	UJCB	5
F4C	LOG PRESS MONTR AMPLIFIER	513UH	UJCBZZY	UJCB	5
F4C	LOG PRESS MONTR AMPLIFIER	513JH	UJCBZZZ	UJCB	5
F4C	COMPUTER GEARBOX	513SG	UJCX	UJC	A
F4D	COMPUTER GEARBOX	513VG	UJCXV	UJC	A
F4D	COMPUTER GEARBOX	513UG	UJCXW	UJC	A
F4D	COMPUTER GEARBOX	513TG	UJCXX	UJC	A
F4D	COMPUTER GEARBOX	513SG	UJCXY	UJC	A
F4E	COMPUTER GEARBOX	513UG	UJCXZ	UJC	A
F4E	COMPUTER GEARBOX	513HG	UJCY	UJC	A
F4E	COMPUTER GEARBOX	513CG	UJCZ	UJC	A
F4C	COMPUTER GEARBOX	513VG	UJCZZX	UJC	A
F4C	COMPUTER GEARBOX	513UG	UJCZZY	UJC	A
F4C	COMPUTER GEARBOX	513JG	UJCZZZ	UJC	A
F4	STATIC PRESSURE DISTRIBU		UJD	DBAA	SAAAAAAAAA
F4	STATIC PRESSURE DIST		UJD	DBBB	11111111
F4	STATIC PRESSURE DIST		UJD	DBD	K UJZ AAAAAAAAAA
F4	STATIC PRESSURE DISTRIBU		UJD	UJC	SAAAAAAAAA
F4	STATIC PRESSURE DISTRIBU		UJD	UJCA	FAAAAAAAAAA
F4	STATIC PRESSURE DISTRIBU		UJD	UJCB	FAAAAAAAAA
F4	STATIC PRESSURE DISTRIBU		UJD	UJHA	F555555555
F4C	UNCOMPENSATED PRESSURE		UJDA	UJD	UJDB 11111111
F4D	UNCOMPENSATED PRESSURE		UJDA	UJD	UJDB 11111111
F4E	UNCOMPENSATED PRESSURE		UJDA	UJD	UJDB 11111111
F4E	UNCOMPENSATED PRESSURE		UJDA	UJD	AAAAAAAAAA
F4C	COMPENSATED STATIC PRESSR		UJDB	UJD	UJDA 11111111
F4D	COMPENSATED STATIC PRESSR		UJDB	UJD	UJDA 11111111
F4E	COMPENSATED STATIC PRESSR		UJDB	UJD	UJDA 11111111
F4E	COMPENSATED STATIC PRESSR		UJDB	UJD	00000000
F4	COMPENSATED STATIC PRESSR		UJDB	UJD	F111111111
F4E	STATIC PRESS COMPENSATR	513SE	UJDBX	UJDB	8
F4D	STATIC PRESS COMPENSATOR	513VE	UJDBXXV	UJDB	8
F4D	STATIC PRESS COMPENSATOR	513UE	UJDBXXW	UJDB	8
F4D	STATIC PRESS COMPENSATOR	512TE	UJDBXXX	UJDB	8
F4E	STATIC PRESS COMPENSATOR	513SE	UJDBXXY	UJDB	3
F4E	STATIC PRESS COMPENSATOR	513CE	UJDBXXZ	UJDB	4
F4E	STATIC PRESS COMPENSATOR	513DE	UJDBXZ	UJDB	4
F4E	STATIC PRESS COMPENSATR	513LE	UJDBY	UJDB	3

PGG095.J1R1 DATE = 09/16/75

FLIGHT SAFETY PREDICTION TECHNIQUE

```

000000001111111112222222233333333344444444455555555666666667777777778 ****
12345678901234567890123456789012345678901234567890123456789012345678901234567890
F4R STATIC PRESS COMPNSATR 513GB UJOBZ UJDB 8
F4C STATIC PRESSURE COMPNSATR 513VB UJDBZZX UJDB 8
F4C STATIC PRESSURE COMPNSATR 513UB UJDBZZY UJDB 8
F4C STATIC PRESSURE COMPNSATR 513JB UJDBZZZ UJDB 8
F4 STATIC PRESSURE MANIFILD 9951A UJDW UJD A
F4R BASE AIR DATA COMPUTER 513SA UJDX UJD 8
F4D BASE AIR DATA COMPUTER 513VA UJDXV UJD 8
F4D BASE AIR DATA COMPUTER 513UA UJDXW UJD 8
F4D BASE AIR DATA COMPUTER 513TA UJDXX UJD 8
F4D BASE AIR DATA COMPUTER 513SA UJDXXY UJD 8
F4D BASE AIR DATA COMPUTER 513QA UJDXZ UJD 8
F4E BASE AIR DATA COMPUTER 513HA UJDXZ UJD 8
F4R BASE AIR DATA COMPUTER 513LA UJDY UJD 8
F4R BASE AIR DATA COMPUTER 513GA UJDZ UJD 8
F4C PNEUMATIC RECEPTACLE 513JM UJZZW UJD 8
F4C BASE AIR DATA COMPUTER 513VA UJZZX UJD A
F4C BASE AIR DATA COMPUTER 513UA UJZZY UJD A
F4C BASE AIR DATA COMPUTER 513JA UJZZZ UJD A
F4 STATIC PRESSURE SENSED UJE UJD SAAAAAAAAA
F4 STATIC PRESSURE SENSED UJE UJDA FAAAAAAAAA
F4 STATIC PRESSURE SENSED UJE UJDB FAAAAAAAAA
F4 PITOT STATIC TUBE 511CA UJEZ UJE A
F4 PRESSURE REG LT AMBIENT UJF UJDB 33333333
F4C EJECTOR ASSEMBLY 513JK UJFY UJF 5
F4 JET EJECTOR 9951B UJFZ UJF 8
F4 PRESSURE REG GT AMBIENT UJG UJDB 33333333
F4R PRESSUR REGULATOR 513SJ UJGX UJG 8
F4D PRESSURE REGULATOR 513VJ UJGXXV UJG 8
F4D PRESSURE REGULATOR 513UJ UJGXXW UJG 8
F4D PRESSURE REGULATOR 513TJ UJGXXX UJG 8
F4D PRESSURE REGULATOR 513SJ UJGXXY UJG 8
F4D PRESSURE REGULATOR 513QJ UJGXXZ UJG 8
F4E PRESSURE REGULATOR 513HJ UJGXZ UJG 8
F4R PRESSUR REGULATOR 513LJ UJGY UJG 8
F4R PRESSUR REGULATOR 513GJ UJGZ UJG 8
F4C PRESSURE REGULATOR 513VJ UJGZZX UJG 8
F4C PRESSURE REGULATOR 513UJ UJGZZY UJG 8
F4C PRESSURE REGULATOR 513JJ UJGZZZ UJG 8
F4C STATIC PRESS SOURCE CONT. UJH UJD AAAAAAAAAA
F4D STATIC PRESS SOURCE CONT. UJH UJD AAAAAAAAAA
F4E STATIC PRESS SOURCE CONT. UJH UJD AAAAAAAAAA
F4R STATIC PRESS SOURCE CONT. UJH UJD 00000000
F4 AUTO FAIL SAFE CONTROL UJHA UJH 11111111
F4 AUTO FAIL SAFE CONTROL UJHA UJHC FAAAAAAAAA
F4R SPC FAIL AMP SENSOR 513SH UJHAX UJHA 7
F4D SPC FAIL AMP + SENSOR 513VH UJHAXV UJHA 7
F4D SPC FAIL AMP + SENSOR 513UH UJHAXW UJHA 7
F4D SPC FAIL AMP + SENSOR 513TH UJHAXX UJHA 7
F4D SPC FAIL AMP + SENSOR 513SH UJHAXY UJHA 7
F4D SPC FAIL AMP + SENSOR 513QH UJHAXZ UJHA 7

```

00000000111111112222222222333333333344444444445555555555666666666677777777778						
12345678901234567890123456789012345678901234567890123456789012345678901234567890						
F4F	SPC FAIL AMP& SFNSOR	513HH	UJHAXZ	UJHA	7	
F4R	SPC FAIL AMP SENSOR	513LH	UJHAY	UJHA	7	
F4R	SPC FAIL AMP SENSOR	513CH	UJHAZ	UJHA	7	
F4C	SPC FAIL AMP + SENSOR	513VH	UJHAZZX	UJHA	7	
F4C	SPC FAIL AMP + SENSOR	513UH	UJHAZZY	UJHA	7	
F4C	SPC FAIL AMP + SENSOR	513JH	UJHAZZZ	UJHA	7	
F4	MANUAL MODE SELECT		UJHR	UJH		222222222
F+	CADC CONTROL SWITCH	9951C	UJHBZ	UJHB	5	
F4	PILOT ACTION		UJHC	UJHB		AAAAAAAAA
F+	74 VDC POWER SUPPLIED		UJJ	FFAA		AAAAAAAAA
F4	74 VDC POWER SUPPLIED		UJJ	UJHA		AAAAAAAAA
F4	115 VAC 3 0 POWER DIST		UJJA	UJJ		AAAAAAAAA
F4	115 VAC 3 0 POWER DIST		UJJA	UJL		AAAAAAAAA
F4D	115 VAC 3 0 POWER DIST		UJJA	UJQ		FAAAAAAAAA
F4F	115 VAC 3 0 POWER DIST		UJJA	UJQ		FAAAAAAAAA
F4R	115 VAC 3 0 POWER DIST		UJJA	UJQ		FAAAAAAAAA
F4C	60112 VAC POWER SUPPLIED		UJK	UJY		AAAAAAAAA
F4D	60112 VAC POWER SUPPLIED		UJK	UJY		AAAAAAAAA
F4E	60112 VAC POWER SUPPLIED		UJK	UJY		AAAAAAAAA
F4C	30 VAC POWER DISTR.		UJKA	UJK		AAAAAAAAA
F4D	30 VAC POWER DISTR.		UJKA	UJK		AAAAAAAAA
F4F	30 VAC POWER DISTR.		UJKA	UJK		AAAAAAAAA
F4	115 VAC PHASE A POWER DIST		UJL	UJCA		FAAAAAAAAA
F4	115 VAC PHASE A POWER DIST		UJL	UJCB		FAAAAAAAAA
F4	115 VAC PHASE A POWER DIST		UJL	UJDB		FAAAAAAAAA
F4	115 VAC PHASE A POWER DIST		UJL	UJLA		AAAAAAAAA
F4	115 VAC PHASE A POWER DIST		UJL	UJLB		FAAAAAAAAA
F4	15/5 VAC POWER SUPPLIED		UJLA	UJA		AAAAAAAAA
F4	15/5 VAC POWER SUPPLIED		UJLA	UJB		FAAAAAAAAA
F4	26/9 VAC POWER SUPPLIED		UJLB	UJCB		FAAAAAAAAA
F4	26/9 VAC POWER SUPPLIED		UJLB	UJB		AAAAAAAAA
F4	28 VDC DISTRIBUTED		UJP	UJDB		FAAAAAAAAA
F4	28 VDC DISTRIBUTED		UJP	UJH		AAAAAAAAA
F4	28 VDC DISTRIBUTED		UJP	UJHA		FAAAAAAAAA
F4E	28 VDC DISTRIBUTED		UJP	UJQ		FAAAAAAAAA
F4E	28 VDC DISTRIBUTED		UJP	UJQ		FAAAAAAAAA
F4F	28 VDC DISTRIBUTED		UJP	UJQ		FAAAAAAAAA
F4D	ALTITUDE ENCODED		UJQ	CX		222222222
F4E	ALTITUDE ENCODED		UJQ	DBAA		222222222
F4E	ALTITUDE ENCODED		UJQ	DBAB		222222222
F4D	NETWORK BRACKET ASSY	513XJ	UJQU	UJQ	0	
F4E	NETWORK BRACKET ASSY	513XJ	UJQU	UJQ	0	
F4R	NETWORK BRACKET ASSY	513XJ	UJQU	UJQ	0	
F4D	ENCODER DIFFERENTIAL	513XG	UJQV	UJQ	5	
F4E	ENCODER DIFFERENTIAL	513XG	UJQV	UJQ	5	
F4R	ENCODER DIFFERENTIAL	513XG	UJQV	UJQ	5	
F4D	SPEED DECREASE GEAR ASSY	513XF	UJQW	UJQ	8	
F4E	SPEED DECREASE GEAR ASSY	513XF	UJQW	UJQ	8	
F4R	SPEED DECREASE GEAR ASSY	513XF	UJQW	UJQ	8	
F4D	SYNCHRO TACH GENERATOR	513XF	UJQX	UJQ	8	

PG095.JIR1 DATE = 09/16/75

FLIGHT SAFETY PREDICTION TECHNIQUE

C00000001111111122222222223333333344444444555555556666666677777777778  
12345678901234567890123456789012345678901234567890123456789012345678901234567890

F4F	SYNCHRO TACH GENERATOR	513XF	UJQX	UJQ	8
F4F	SYNCHRO TACH GENERATOR	513XF	UJQX	UJQ	8
F4D	ENCODER AMPLITUDE REPRING	513XC	UJQY	UJQ	A
F4E	ENCODER AMPLITUDE REPRING	513XC	UJQY	UJQ	A
F4R	ENCODER AMPLITUDE REPRING	513XC	UJQY	UJQ	A
F4D	SYNCHRO CONTROL XFORMER	513XA	UJQZ	UJQ	A
F4F	SYNCHRO CONTROL XFORMER	513XA	UJQZ	UJQ	A
F4R	SYNCHRO CONTROL XFORMER	513XA	UJQZ	UJQ	A
F4	BELLMOUTH BYPASS SIGNAL		UJW	L8BKC	22222222
F4	BELLMOUTH BYPASS SIGNAL		UJW	R8BKC	22222222
F4	TRUE AIR SPD/TOTAL TEMP		UJX	R8LD	55555555
F4	TRUE AIR SPD/TOTAL TEMP		UJX	CZD	55555555
F4R	TRUE AIR SPD/TOTAL TEMP		UJX	CZT	AAAAAAAA
F4	TRUE AIR SPD/TOTAL TEMP		UJX	DB8A	AAAAAAAA
F4	TRUE AIR SPD/TOTAL TEMP		UJX	DCP	AAAAAAAA
F4C	TAS/TOTAL TEMP OUTPUT AIR D		UJX	MDCJ	11111111
F4D	TAS/TOTAL TEMP OUTPUT AIR D		UJX	MDCJ	11111111
F4E	TAS/TOTAL TEMP OUTPUT AIR D		UJX	MDCJ	11111111
F4R	AIR DATA INPUT		UJX	MRE	AAAAAAAA
F4R	TOTAL TEMP / TAS SERVO	513SF	UJXX	UJX	A
F4D	TOTAL TEMP / TAS SERVO	513VF	UJXXXV	UJX	A
F4D	TOTAL TEMP / TAS SERVO	513VF	UJXXXW	UJX	A
F4D	TOTAL TEMP / TAS SERVO	513TF	UJXXXX	UJX	A
F4D	TOTAL TEMP / TAS SERVO	513SF	UJXXXY	UJX	A
F4D	TOTAL TEMP / TAS SERVO	513GF	UJXXXZ	UJX	A
F4E	TOTAL TEMP / TAS SERVO	513HF	UJXXZ	UJX	A
F4R	TOTAL TEMP / TAS SERVO	513LF	UJXY	UJX	A
F4R	TOTAL TEMP / TAS SERVO	513GF	UJXZ	UJX	A
F4C	TOTAL TEMP / TAS SERVO	513VF	UJXZZX	UJX	A
F4C	TOTAL TEMP / TAS SERVO	513VF	UJXZZY	UJX	A
F4C	TOTAL TEMP / TAS SERVO	513JF	UJXZZZ	UJX	A
F4C	TRUE AOA FRM AIR DATA COMP		UJY	MDCJ	11111111
F4D	TRUE AOA FRM AIR DATA COMP		UJY	MDCJ	11111111
F4E	TRUE AOA FRM AIR DATA COMP		UJY	MDCJ	11111111
F4D	TRUE AOA FRM AIR DATA COMP		UJY	MDCL	F11111111
F4F	TRUE AOA FRM AIR DATA COMP		UJY	MDCL	F11111111
F4C	ANGLE OF ATTACK OUTPUT		UJY	UJDB	FAAAAAAAAA
F4D	ANGLE OF ATTACK OUTPUT		UJY	UJDB	FAAAAAAAAA
F4E	ANGLE OF ATTACK OUTPUT		UJY	UJDB	FAAAAAAAAA
F4	CORRECTED ALT DATA DIST		UJZ	CZD	55555555
F4	CORRECTED ALT DATA DIST		UJZ	DBAA	FAAAAAAAAA
F4	CORRECTED ALTITUDE DIST		UJZ	DBD	F11111111

CARD COUNT IS 00067341. CARDS WITH ERRORS 0000000