

AD-A054 492

ARINC RESEARCH CORP ANNAPOLIS MD
DEVELOPMENT OF AIR FORCE FLIGHT SAFETY MODELS. VOLUME 11. C-130--ETC(U)
SEP 76

F/G 1/2

F09603-72-A-1132

NL

UNCLASSIFIED

C54-01-1-1406-VOL-11

1 of 2
AD
A054492



APSO

Final Report ~~FOR FURTHER TRAN~~ *FF II*

A054491

DEVELOPMENT OF AIR FORCE
FLIGHT SAFETY MODELS

4

AD A 054492

Volume II

C-130E

AIRCRAFT

September 1976

RECEIVED
MAY 31 1978
F

Prepared for

SERVICE ENGINEERING DIVISION
SAN ANTONIO AIR LOGISTICS CENTER
Kelly Air Force Base, Texas

Under Contract F09603-72-A-1132-SA01


AU NO.

DDC FILE COPY

This document has been approved
for public release and sale; its
distribution is unlimited.

Publication C54-01-1-1406

ARINC RESEARCH CORPORATION



DISCLAIMER NOTICE

**THIS DOCUMENT IS BEST QUALITY
PRACTICABLE. THE COPY FURNISHED
TO DDC CONTAINED A SIGNIFICANT
NUMBER OF PAGES WHICH DO NOT
REPRODUCE LEGIBLY.**

UNCLASSIFIED

SECURITY CLASSIFICATION OF THIS PAGE (When Data Entered)

REPORT DOCUMENTATION PAGE		READ INSTRUCTIONS BEFORE COMPLETING FORM
1. REPORT NUMBER C54-01-1-1406 ✓	2. GOVT ACCESSION NO.	3. RECIPIENT'S CATALOG NUMBER
4. TITLE (and Subtitle) DEVELOPMENT OF AIR FORCE FLIGHT SAFETY MODELS Volume 11		5. TYPE OF REPORT & PERIOD COVERED
		6. PERFORMING ORG. REPORT NUMBER C54-01-1-1406
7. AUTHOR(s) Not Listed		8. CONTRACT OR GRANT NUMBER(s) F09603-72-A-1132-SA01 ✓
		10. PROGRAM ELEMENT, PROJECT, TASK AREA & WORK UNIT NUMBERS
9. PERFORMING ORGANIZATION NAME AND ADDRESS ARINC Research Corporation 2551 Riva Road Annapolis, Maryland 21401		12. REPORT DATE September 1976
11. CONTROLLING OFFICE NAME AND ADDRESS SERVICE ENGINEERING DIVISION SAN ANTONIO AIR LOGISTICS CENTER Kelly Air Force Base, Texas		13. NUMBER OF PAGES 80
		15. SECURITY CLASS. (of this report) UNCLASSIFIED
14. MONITORING AGENCY NAME & ADDRESS (if different from Controlling Office) SERVICE ENGINEERING DIVISION SAN ANTONIO AIR LOGISTICS CENTER Kelly Air Force Base, Texas		15a. DECLASSIFICATION/DOWNGRADING SCHEDULE
16. DISTRIBUTION STATEMENT (of this Report) UNCLASSIFIED/UNLIMITED		
17. DISTRIBUTION STATEMENT (of the abstract entered in Block 20, if different from Report)		
18. SUPPLEMENTARY NOTES		
19. KEY WORDS (Continue on reverse side if necessary and identify by block number)		
20. ABSTRACT (Continue on reverse side if necessary and identify by block number) A general description of the Flight Safety Prediction Technique, and the documentation associated with its specific application to the C-130E aircraft, are presented.		


9

Final Report

4

6

DEVELOPMENT OF AIR FORCE
FLIGHT SAFETY MODELS.
Volume 11, C-130E AIRCRAFT.



12 153 p1

11 September 1976

DDC
RECEIVED
MAY 31 1978
ALBUQUERQUE

Prepared for
SERVICE ENGINEERING DIVISION
SAN ANTONIO AIR LOGISTICS CENTER
Kelly Air Force Base, Texas
Under Contract F09603-72-A-1132-SA01

This document has been approved
for public release and sale; its
distribution is unlimited.

ARINC RESEARCH CORPORATION

HEADQUARTERS
2551 Riva Road
Annapolis, Maryland 21401

SANTA ANA BRANCH
1222 E. Normandy Place
Santa Ana, California 92702

Publication C54-01-1-1406-VOL-11

400 247

set

Copyright © 1976
ARINC Research Corporation

Prepared under Contract F09603-72-A-1132-SA01,
which grants to the U. S. Government a license
to use any material in this publication for govern-
ment purposes.

ABSTRACT

A general description of the Flight Safety Prediction Technique, and the documentation associated with its specific application to the C-130E aircraft, are presented.

ACCESSION FOR		
NTIS	White Section	<input checked="" type="checkbox"/>
DDC	Buff Section	<input type="checkbox"/>
UNANNOUNCED		<input type="checkbox"/>
JUSTIFICATION		
BY		
DISTRIBUTION/AVAILABILITY CODES		
Biol.	AVAIL. and/or	SPECIAL
A	23	

GLOSSARY

This glossary presents general definitions of terms used in this report. The reader will find certain of these terms defined in somewhat different words in the text, depending on the context of the discussion; but the meaning will be consistent with the definitions given here.

- Criticality** - A numerical index of the significance of equipment failure history relative to aircraft safety. As an analysis parameter, it can be considered proportional to the likelihood that an item will fail and thereby cause an accident. It is the product of the failure probability and the sensitivity of an equipment item.
- Dependency** - See link dependency.
- FSPT** - Flight Safety Prediction Technique
- Flight Phases** - Discrete segments of the aircraft mission profile. For present purposes, the flight phases are defined as 1) startup and taxi, 2) takeoff, 3) climb, 4) cruise, 5) tactics, 6) cruise, 7) descend, 8) land, and 9) taxi and shutdown.
- Functional Analysis** - The determination of equipment relationships to aircraft functions performed, and the interrelationships of these functions.
- Functional Link** - The simplest form of functional relationship in which one function is dependent upon the next lower function.
- Functional Path** - The compilation of functional links, in sequence, through which a function is identified as being dependent upon another.
- Link Dependency** - The conditional probability of a dependent function failing, given that a particular function it is dependent upon has failed.
- Provisory Condition** - Operation of an aircraft in a mode or environment such that the safety-related importance of certain equipments is increased. Provisory conditions include icing, night flight, supersonic flight, etc.
- Provisory Factor** - The probability that a provisory condition exists. Also used to describe the coded notation used to indicate that a functional relationship is dependent on a particular provisory condition.
- Safety Sensitivity** - Same as "sensitivity".

Sensitivity

- A quantitative indication of the degree of safety degradation to be expected if a function or piece of equipment fails. The more specific terms are "functional sensitivity" or "equipment item sensitivity".

Sensitivity Path

- A particular sequence of functional dependencies (beginning at the top level in the hierarchical structure) through which a function or piece of equipment derives a sensitivity value. Equipment and functional sensitivity values are often derived through several such sensitivity paths.

FOREWORD

This document is part of a 16-volume report describing the application to specific aircraft types of ARINC Research Corporation's Flight Safety Prediction Technique (FSPT). The technique was developed under previous Air Force contracts (see Appendix A). The present effort, undertaken in 1972 under Contract F09603-72-A-1132-SA01, has led to further refinement of the FSPT through its broad application to many different types of aircraft. The flight safety models generated for these aircraft are presented in individual volumes of this report as follows:

<u>Volume</u>	<u>Aircraft</u>	<u>Volume</u>	<u>Aircraft</u>
2	T-38	10	B-52G, H
3	F-111A, FB-111A	11	C-130E
4	A-7D	12	KC-135
5	F-4D, E; and RF-4C	13	C-5A
6	C-141	14	T-39
7	A-37	15	F-15
8	O-2	16	UH-1N Helicopter
9	OV-10		

Volume 16 will document the results of a feasibility study of extending the FSPT to rotary-wing aircraft.

Volume 1, an overall summary of the contractual effort, will be issued at the end of the contract period.

CONTENTS

	<u>Page</u>
ABSTRACT	iii
GLOSSARY	v
FOREWORD	vii
1. INTRODUCTION	1-1
2. METHODOLOGY UNDERLYING FSPT	2-1
2.1 Definition of Safe Aircraft	2-1
2.2 Mathematical Basis of FSPT	2-1
2.3 Sensitivity Assignments	2-2
3. MODEL DEVELOPMENT	3-1
3.1 Functional Analysis	3-1
3.2 Major-Function Sensitivity Assignment	3-2
3.2.1 Assignment Method	3-2
3.2.2 Link Dependency Assignment	3-5
3.2.3 Provisory Factors	3-5
3.2.4 Computer Processing	3-5
3.2.5 Model Maintenance	3-7
4. C-130E MODEL DEVELOPMENT	4-1
APPENDIX A: Historical Summary of FSPT	A-1
APPENDIX B: Formulation of Criticality-Assessment Technique	B-1
APPENDIX C: FSPT Documentation Methods	C-1
APPENDIX D: FSPT Documentation of C-130E Aircraft	D-1

ILLUSTRATIONS AND TABLES

<u>Figure</u>		<u>Page</u>
1-1	Example of Criticality Ranking Process	1-2
3-1	Activities and Data Inputs to Flight Safety Criticality Assessment . .	3-1
3-2	Hierarchical Structure of Aircraft Functions	3-3
3-3	Phases of Aircraft Mission	3-4

<u>Table</u>		
3-1	Provisory Factor Codes	3-6
4-1	C-130E System Documentation	4-2

1 INTRODUCTION

The Flight Safety Prediction Technique developed by ARINC Research Corporation provides for assessment of the impact on flight safety of the failure of specific items of equipment within an aircraft. In the FSPT, mathematical modeling procedures are applied for processing aircraft-equipment failure data to yield a quantified index ranking safety-related problems on the basis of their likelihood of occurrence and the resulting degradation in the aircraft's capability to fly.

The ranking factor is called "criticality", which in its simplest form is the product of the failure probability and flight-safety sensitivity of an equipment. (A more detailed definition appears in Section 2 and Appendix B.) The failure probability inputs are from basic failure-data sources, AFM 66-1 and 65-110. The sensitivity estimates are derived by the following process:

- a. Systematic analysis of aircraft functions to determine those essential to flight safety
- b. Identification of the hardware required to perform these functions
- c. Evaluation of the safety significance of the hardware in performing these essential aircraft functions.

The criticality values resulting from this approach provide a relative ranking of all malfunctions with respect to their safety significance. Figure 1-1 is a simplified example of how three equipment items would be ranked on the combined basis of their failure probability and safety sensitivity. This figure illustrates an example in which item A has the highest failure probability, but due to the low sensitivity value is ranked below item B in criticality.

The methodology has the ability to rank malfunction problems currently and continuously by their accident potential. This ranking, based on criticality assessment, can provide the basic parameters necessary for:

- a. Identifying equipment items whose failure history and application pose a threat to aircraft safety
- b. Quantifying the degree of threat associated with each equipment item
- c. Evaluating and tracking the effectiveness of modifications to the aircraft
- d. Assessing safety benefits versus the cost of proposed aircraft modifications, changes in maintenance or flight operations, or alternative aircraft designs.

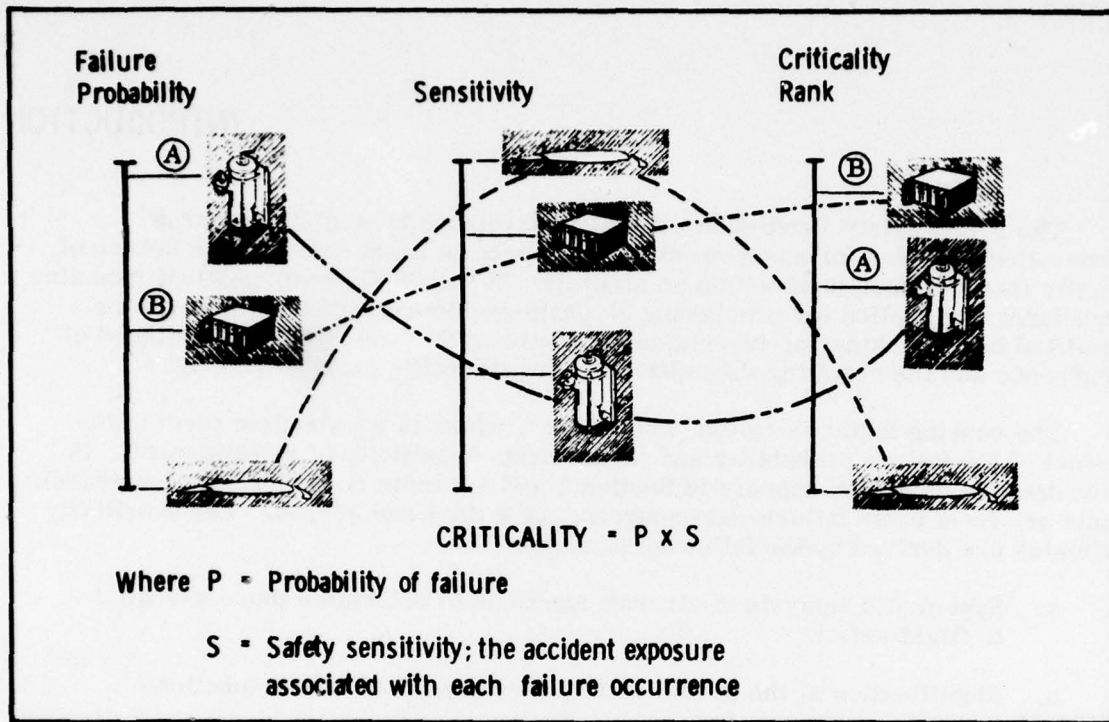


Figure 1-1. Example of Criticality Ranking Process

In this report, Section 4 and Appendix D pertain specifically to the C-130E aircraft. The remainder of the document provides support information that will make the C-130E data, and the method by which the data were obtained, more meaningful to the general reader.

Section 2 presents an overview of the development and utilization of the Flight Safety Prediction Technique; Section 3 discusses the steps associated with generating a safety model for calculating the safety criticality of various equipments of an aircraft; and Section 4 describes how the safety model for the C-130E aircraft was developed. Appendix A summarizes the contractual history of the development of the FSPT; Appendix B discusses mathematical considerations underlying the technique; Appendix C discusses FSPT documentation methods; and Appendix D presents functional relationship diagrams for a listing of keypunch cards that comprise the safety model documentation for the C-130E aircraft.

METHODOLOGY UNDERLYING FSPT

This section discusses the basic definitions and mathematical concepts associated with the Flight Safety Prediction Technique.

2.1 DEFINITION OF SAFE AIRCRAFT

To develop a relative measure of aircraft safety degradation resulting from specific equipment malfunctions, it is first necessary to define a "safe" aircraft. For purposes of the FSPT assessments, an aircraft is assumed to be in a safe condition if it is operating within its prescribed performance limits. Conversely, an aircraft operating (or about to operate) outside these limits is considered to be unsafe - in a condition where property damage and personal injury may result.

The safety prediction methodology does not attempt to assess the extent of possible personal injury or aircraft damage resulting from an unsafe condition. Neither does the concept consider ejection capability, parachutes, life rafts, etc., which do not make an aircraft safer per se but provide for the survivability of the aircrew when the aircraft is unsafe. Collision is also excluded from consideration because of the complexity of the interrelationships between pilot, aircraft equipment, ground surveillance, and traffic density.

2.2 MATHEMATICAL BASIS OF FSPT

The probability of an accident caused by the failure of an element can be expressed as the probability of the element failing multiplied by the conditional probability that the failure of the element will cause an accident. Stated in equation form:

$$P(A, j) = P(j)P(A|j) \quad (1)$$

where

$P(A, j)$ = Probability of an accident due to failure of just the j^{th} element*

$P(j)$ = Probability that element j fails

$P(A|j)$ = Probability of an accident given that the j^{th} element fails.

This equation reflects the basic relationships addressed in the FSPT where:

- a. The criticality of the j^{th} element is an estimate of $P(A, j)$
- b. The sensitivity of the j^{th} element is an estimate of $P(A|j)$

*In this and subsequent discussions, unless otherwise stated, expressions such as "failure of the j^{th} element" should be interpreted to mean: failure of only the j^{th} element, assuming all other elements are not failed.

Because an element's effect on safety may depend on the mission phase (see Section 3.2.1), the above model can be expanded to:

$$P(A, j) = \sum_{k=1}^N P_{j,k} P(A|j, k) \quad (2)$$

where

N = Number of mission phases

$P_{j,k}$ = Probability that the j^{th} element is failed in the k^{th} phase

$P(A|j, k)$ = The j^{th} element's sensitivity in the k^{th} phase.

To identify the importance of discrete elements to aircraft safety, a flight profile consisting of nine distinct phases was defined. The phases are discussed in Section 3.2.1.

To utilize equation 2, it was necessary to develop a method for obtaining the values of $P(A|j, k)$, the probability that a malfunction in element j during mission phase k will result in an accident. This method in turn requires the estimation of two parameters: the probability of accident if a major function is not available during each mission phase, and the dependence of the major function on subfunctions and elements during each such phase*. Each function and equipment item thus derives its sensitivity value from its relationship to the major function(s) dependent upon it.

2.3 SENSITIVITY ASSIGNMENTS

A great deal of information is available on the causes of aircraft accidents, but little exists from which to make the sensitivity assignments [$P(A|j)$]. These assignments are therefore largely subjective, based on the analyst's knowledge of the system and any information he may have on previous accident history. The sensitivity assignments are reviewed (and revised as necessary) by an Air Force/contractor team working on a particular model to ensure that consistent criteria have been followed. The team review and negotiation of sensitivity assignments is the mechanism by which the value becomes sufficiently objective for use with the model. This negotiation considers all of those top level functions as a group and reassigns sensitivity values as necessary to assure that the most objective proportionality is attained for the particular aircraft model. The same major-function sensitivity values are used for major functions on all aircraft models where configuration and mission profiles permit.

The development of criticality rankings for the various elements (j 's) is dependent upon the ability to quantify the failure probability [$P(j)$] and the element sensitivity [$P(A|j)$] for each element. Since the intent of the concept is to provide a relative safety ranking of all malfunctions, it is not necessary to develop absolute

*For a more detailed discussion of the mathematics of the FSPT, see Appendix B.

values for $P(A|j)$. If the sensitivity values developed are correct relative to each other, a proper criticality ranking will be established. It is intended that criticality be an index proportional to $P(A, j)$ and therefore provide the same relative rank ordering of elements. The major reasons for proportionality, rather than equality, are:

- a. The FSPT does not account for the effect of extraordinary pilot intervention to prevent an accident in case of equipment malfunction.
- b. Criticality quantification was limited in its treatment of simultaneous occurrence of independent, primary failures.
- c. Operational and malfunction data yield only a proportional estimate of the required information.

While strict proportionality cannot be mathematically proven, it is believed that the criticality rankings provide reasonable relative measures of equipment problem potential.

Figure 3-1 summarizes the approach to the assessment of flight-safety criticality of aircraft equipment. The first contractor activity is the identification of all functions the aircraft is expected to perform and the determination of their interrelationships. Next, each functional relationship is documented; and then sensitivity assignments are made at the major functional levels (below these levels, link dependency values are estimated; see discussion, Section 3.2.2). This process is carried out until each work unit code associated with a major function has been identified with respect to the function performed and dependencies have been estimated. Computer processing calculates the safety sensitivity for each work unit coded item, combines these values with the operation and failure data input by the Air Force, and produces the equipment criticality ranking.

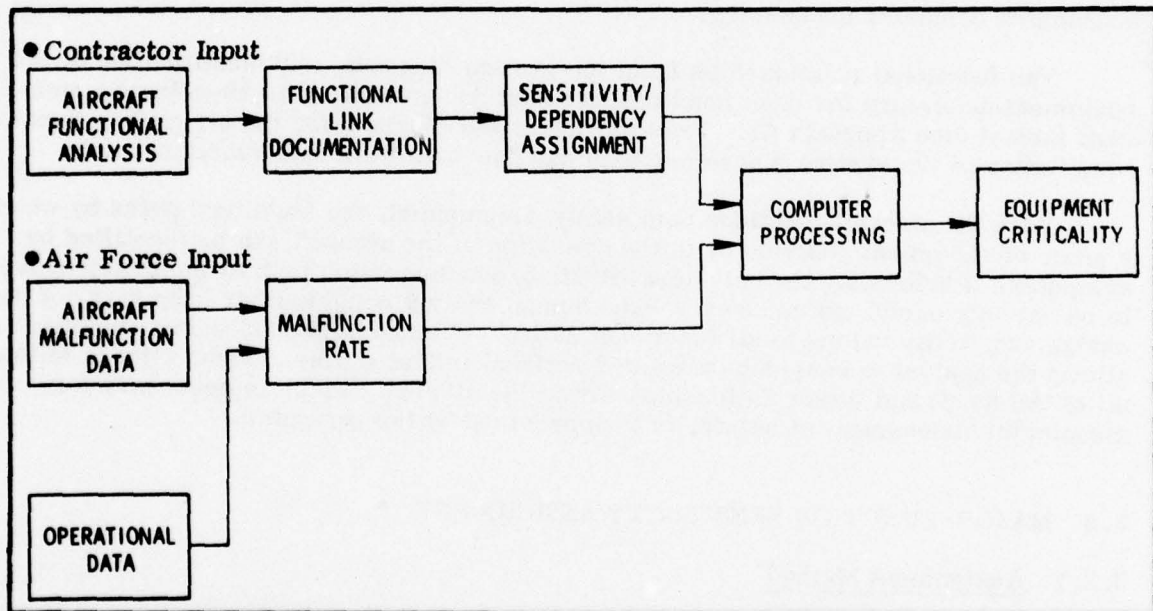


Figure 3-1. Activities and Data Inputs to Flight Safety Criticality Assessment

The steps in this process are discussed in greater detail in the following sections.

3.1 FUNCTIONAL ANALYSIS

Functional analysis entails the systematic identification of the relationships of hardware to the functions performed by the aircraft and documented in the aircraft technical orders. Tabulated for each aircraft function are the equipments necessary for its performance as well as all outputs required for other systems. The complexity of the functional interdependencies of an aircraft requires the use of a systematic

accounting procedure, as discussed below, to assure that all relationships have been identified and that no functional paths have been overlooked.

Certain top-level functions (comprised of both "primary" and "major" functions) have been defined as applicable to all aircraft types, and serve as the starting point for a safety analysis. Figure 3-2 lists these top level functions with the primary function of Flight Control expanded to show its typical major functions. Below the major function level, differences in aircraft types result in function identification and structuring specifically suited to each aircraft. In Figure 3-2, for instance, the major function Roll Control is subdivided into Left Roll and Right Roll, and further into aileron and spoiler actuation subfunctions. This structure is that applicable to an F-4 aircraft, in which ailerons have an extremely limited upward travel and lift is primarily lost through spoiler operation. Finally, each item in the aircraft WUC ("-06") manual is identified with respect to the function it performs.*

Every function and every WUC included in the model receives an "alpha designator" unique to that aircraft model. Due to the large number of alpha designators required in a model, an indenturing system is utilized to prevent duplication. However, the location in the hierarchical structure and the number of characters in the alpha designators are often independent, since such correlation is not necessary for subsequent computer processing.

The functional relationships from the system diagram, and identification of the equipment necessary for each function, are next documented in an 80-column punchcard format (see Appendix C). The total functional diagram for the aircraft is then a compilation of the system diagrams, with one punchcard for each functional link.

With the aircraft functions completely documented, the functional paths by which a piece of equipment contributes to the operation of the aircraft can be identified by computer. Performing the path-identification/documentation task by computer proves to be not only useful but necessary - the human analyst could neither keep track of nor assign sensitivity values to all functional paths. The machine processing capability allows the analyst to consider only one functional link at a time. The ability to follow all of the functional interrelationships within the aircraft, which is necessary for meaningful assessment of safety, is then provided by the computer.

3.2 MAJOR-FUNCTION SENSITIVITY ASSIGNMENT

3.2.1 Assignment Method

As stated earlier, the sensitivity of a function or equipment item is an estimate of the probability that its failure will cause an accident. From functional analysis of the aircraft under consideration, major functions are identified and are assigned sensitivity values for each phase of the mission.

*Certain WUC items in the "-06" manual may not be included in the safety model, these items being either 1) eliminated by TCTOs; 2) purely structural items in the 11000 series; 3) necessary only for survivability or ejection; 4) of lower indenture than the LRU level, where computer data screening eliminates failure reports.

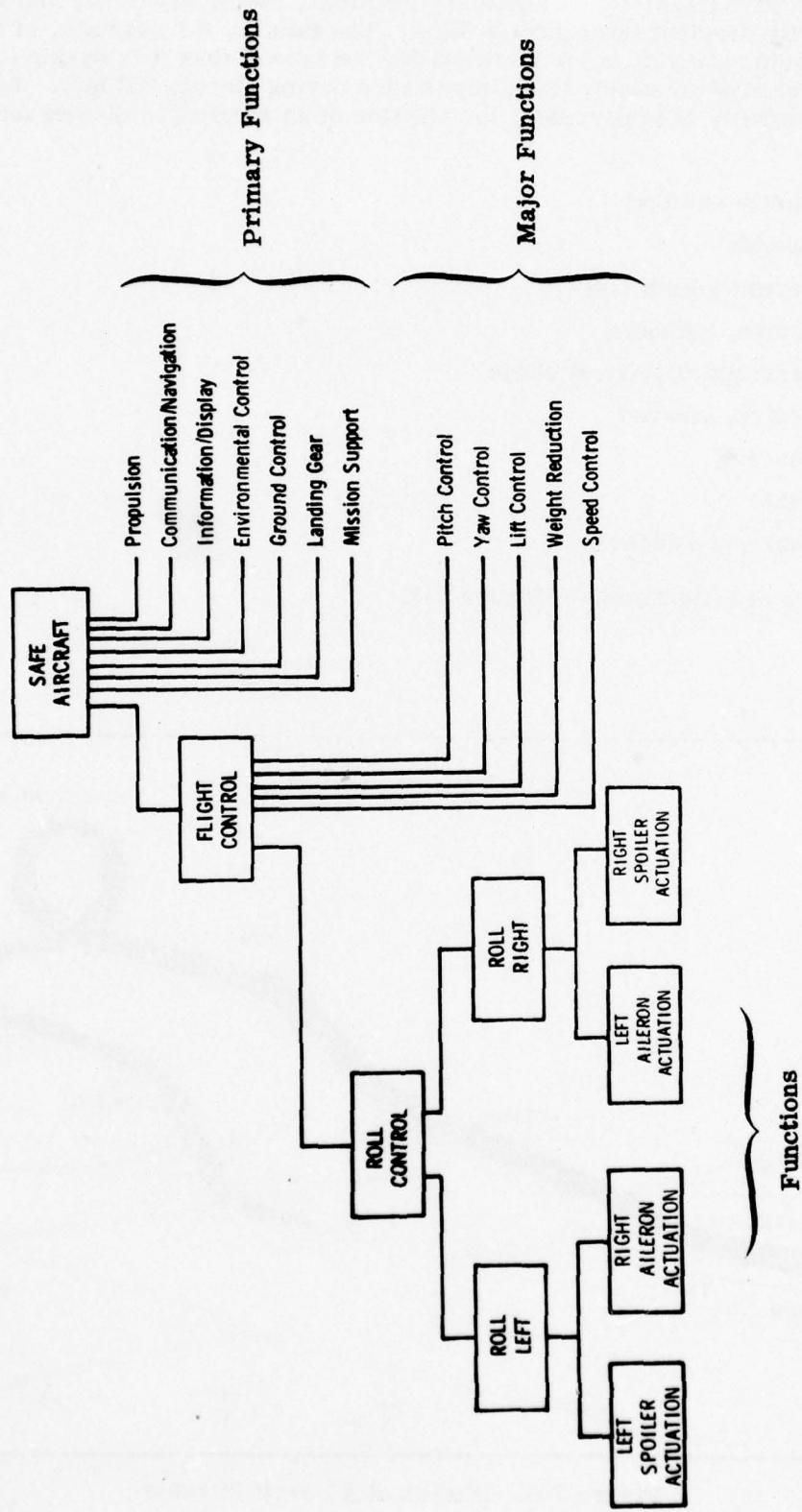


Figure 3-2. Hierarchical Structure of Aircraft Functions

The relative importance of primary functions, major functions, and functions is not necessarily constant throughout a flight. The failure, for example, of one engine of a multi-engine aircraft is far more critical on takeoff than it is during the rest of the flight, and is of relatively little importance during startup and taxi. To accommodate this variability of importance, the mission of an aircraft is divided into nine flight phases:

1. Startup and taxi
2. Takeoff
3. Ascend (climb-out)
4. Cruise, outbound
5. Intercept or tactical phase
6. Cruise, inbound
7. Descend
8. Land
9. Taxi and shutdown

These phases are illustrated in Figure 3-3.

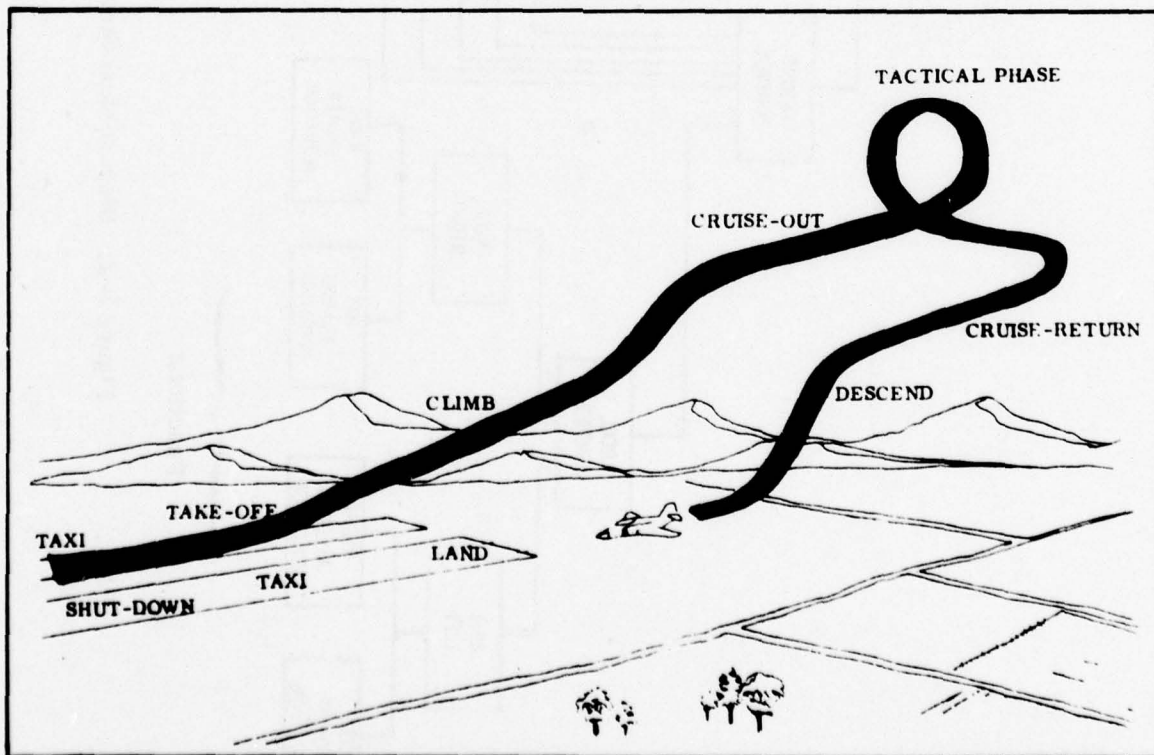


Figure 3-3. Phases of Aircraft Mission

A sensitivity value is assigned for each of the phases, and represents the best estimate of the likelihood that the aircraft will enter a hazardous mode if the function is not present in that phase. The numerical values assigned are proportional rather than absolute, and range from 0.0 to 1.0. The keypunch card format limits this assignment to increments of 0.1. Increments smaller than 0.1, when required, were assigned by defining a quasi-function for insertion between the major function and its dependent primary function.

3.2.2 Link Dependency Assignment

"Link dependency" is defined as the probability that the loss of a function will result in the loss of a dependent function. (For a more detailed discussion of this term, see Appendix B.) The assignment of link dependency values requires knowledge of the operation of specific aircraft because it is concerned only with functional levels below the "major" category. At this lower level, no evaluation is made of the impact on flight safety of the loss of functions. Instead, the effect of the loss of one function on the performance of another function becomes the evaluation criterion. Like sensitivities, link dependency values are assigned in increments of 0.1. Additionally, the method of attenuation used in assigning sensitivity values can also be applied to link dependencies.

3.2.3 Provisory Factors

The sensitivity of major functions with respect to aircraft safety, and at the lower levels the link dependency between functions, can be dependent on external influences and aircraft operating conditions. To accommodate these external influences, a set of provisory factors has been identified. An example would be a windshield anti-ice system, which has a safety sensitivity close to 1.0 during landing under icing conditions but a negligible effect on a dry, warm day.

Under such circumstances, the procedure is to assign the "worst case" value (assuming the condition exists). During model exercise the likelihood that the condition exists can be "read-in", thereby allowing the sensitivity value to be assigned by the computer based on the likelihood of the condition and the probability that the higher level function will therefore be lost. Table 3-1 lists the standard provisory factors used in FSPT models.

3.2.4 Computer Processing

Documentation of a flight safety analysis by ARINC Research thus consists of functional diagrams, coded functional tabulations, a functional data processing card deck, and a machine-prepared printout of the card deck data. Under this contract, the documentation is then sent to San Antonio Air Logistics Center for review by MMER personnel and representatives of the Air Logistics Center responsible for the particular aircraft (if other than SA/ALC).

SA/ALC processes the functional data card deck utilizing a number of computerized operations. First, a functional deck edit is accomplished to identify certain format or logic errors that may exist. Next, a path identification/documentation run is made that traces all possible paths associated with each function and calculates the numerical sensitivities by flight phase down to the WUC level. Then, a path combination run is made taking into account the dependence of more than one major function on a particular WUC. Finally, failure information from the 66-1 data system and numerical factors for provisory conditions are input and a WUC criticality list by rank order is generated by the computer.

TABLE 3-1. PROVISORY FACTOR CODES

Code	Provisory Condition
A	Icing conditions
B	Adverse speed/altitude operations (Helicopter)
C	Runway stopping distance/confined area (Helicopter)
D	Night operation
E	IFR conditions
F	Supersonic flight
G	Rain
H	Solo flight
I	Loss of function for which indication is provided
K	Normal system failed
T	Flame-out
X	Fire
Y	Cold weather
2	One of three available units is required
3	Two of three available units are required
4	One of four available units is required
5	Two of four available units are required
6	Three of four available units are required
8	Four of eight available units are required

An additional product generated by the computer is a two-part criticality trend analysis. Part I contains the criticality rankings and linear regression analysis by WUC for the previous 12 months. Part II contains plots of the criticalities and regression lines for the 25 WUCs top-ranked according to safety criticality.

3.2.5 Model Maintenance

Each time an aircraft type for which a safety model has been developed undergoes a modification, the effects of the changes on the model must be evaluated. Technical order and WUC revisions must be incorporated into the model. Removal of existing hardware, the installation of new hardware, or design improvements may change link dependencies and sensitivity assignments. The update procedure should follow the same general steps as outlined for the initial analysis effort.

Existing block diagrams and a printout of the functional card deck form the baseline for change identification. Functional relationships should be reviewed to determine the impact of changes on the documented safety analysis. Diagrams should be revised to reflect functional differences, WUC changes should be noted, and all differences listed on a flight-safety functional tabulation sheet. The functional deck printout can be used for manual indication of what the changes are and where they occur. New data cards are prepared and the functional deck updated by the removal of obsolete cards and the insertion of new cards. From this point on, the computer is again utilized to edit the functional deck, perform path identification/documentation, and calculate sensitivities for each WUC.

Block diagrams and other affected portions of the specific aircraft safety analysis report should be updated and revised pages issued that reflect these changes. Maintaining an accurate and updated model is important to obtaining an accurate assessment of the safety significance of hardware failures.

C-130E MODEL DEVELOPMENT

The FSPT model for the C-130E aircraft was begun in July 1974. The aircraft documentation (excluding the landing gear system) was submitted for "GO-95" computer edit at SA/ALC in October 1974. Documentation of the landing gear functional logic/sensitivity was assigned to Warner Robins ALC. This documentation was eventually merged with that previously submitted for GO-95 computer processing.

The aircraft flight manual and maintenance technical orders provided the information on aircraft system operation. The model developed represents C-130E aircraft configured to the latest time compliance technical orders (TCTOs) documented in the manuals supplied by SA/ALC. Table 4-1 lists the manuals and their revision status applicable to the developed model.

Because of the vulnerability of the functional logic/sensitivity documentation to such errors as omission of links, duplication of cards, and incorrect keypunching, quality reviews were conducted at various critical points in the model development. In addition to keypunch verification, each card was checked against the functional link shown on the original rough draft and the final functional diagram and the diagrammed link was checked off. Missing or duplicated functional links were thus identified.

Work unit codes used in the model were checked against the WUC manual to assure completeness. In so doing, an unusual problem was encountered in identifying the WUC to be included in the C-130E model. The WUC manual (TO-1C-130B/E-06) is applicable to all C-130 models (MDSs), but often fails to distinguish the MDS applicability for individual WUCs. There were numerous cases in which an item appeared to have more than one WUC. To minimize the effects of these problems a special review was completed, as part of the final quality review, to check each item against the B-4 Master WUC List, and also against a listing of WUCs reported in "66-1" data against the C-130E. Items not listed in the B-4 were excluded from the model unless the item had a 66-1 failure history for the C-130E. In the cases of multiple WUCs for a single item, all WUCs are included.

It is anticipated that operations personnel will have great difficulty choosing the proper WUC for reporting maintenance actions due to the WUC manual stated problems; therefore, it is recommended that the WUC manual be amended to correct the problem of distinguishing the MDS applicability for individual WUCs.

The quality reviews were first conducted prior to computer verification of the aircraft deck by SA/ALC. Following computer verification, a second quality review was performed by representatives of Warner Robins ALC and ARINC Research.

Appendix C presents the methods and standard used in documenting an FSPT aircraft model. Appendix D presents the FSPT documentation for the C-130E aircraft.

TABLE 4-1. C-130E SYSTEM DOCUMENTATION

Nomenclature	Title	Revision/Date
1C-130B/E-1	Flight Manual	Change 6, 2 May 1973
1C-130B/E-1-1	Performance Data	Change 3, 1 November 1972
1C-130B/E-2-1	General Airplane	Change 7, 15 January 1974
1C-130B/E-2-2	Ground Handling, Servicing, and Airframe Maintenance	Change 14, 9 March 1972
1C-130B/E-2-3	Hydraulic Systems	Change 11, 2 May 1973
1C-130B/E-2-4	Power Plant	Change 15, 8 June 1973
1C-130B/E-2-5	Fuel Systems	Change 5, 8 June 1973
1C-130B/E-2-6	Instruments	Change 7, 15 April 1972
1C-130B/E-2-7	Electrical Systems	Change 19, 8 June 1973
1C-130B/E-2-8	Radio, Communications and Navigation Systems	Change 11, 1 March 1972
1C-130B/E-2-9	Flight Control Systems	Change 12, 28 June 1973
1C-130B/E-2-10	Utility Systems	Change 14, 15 June 1973
1C-130B/E-2-11	Propeller	Change 17, December 1970
1C-130B/E-2-12	Landing Gear	Change 17, 8 June 1973
1C-130B/E-2-13	Airplane Wiring Diagrams	Change 16, 1 June 1973
1C-130B/E-06	Work Unit Code Manual	Change 4, 1 March 1974

APPENDIX A
HISTORICAL SUMMARY OF FSPT

HISTORICAL SUMMARY OF FSPT

In 1965, the desirability and practicability of quantifying the significance of specific equipment malfunctions relative to flight safety was explored in a feasibility study conducted by ARINC Research Corporation for the Air Force. The feasibility of a safety-quantification approach, which has subsequently become known as Flight Safety Prediction Technique (FSPT), was demonstrated; and the method was developed and refined in a series of studies, as follows:

<u>Study Phase</u>	<u>Subject/Date</u>	<u>Sponsor*/Publication No.</u>
I	Feasibility Study, September 1965 to June 1967 (Phase I)	Sacramento Air Materiel Area (SMNE), Contract AF09(603)62335, SM-67-2; publication 705-01-1-777
II-A	Technique Development, October 1967 to July 1968 (Phase II-A)	San Antonio Air Materiel Area (SANEW), Contract AF09(603)-67-A-0267-SA01; publication 734-01-1-895
II-B	Technique Development, July 1968 to July 1969 (Phase II-B)	San Antonio Air Materiel Area (SANEW), Contract F09(603)-68-A-0317-SA01; publication 754-01-1-985 (Revision 1)
	FSPT System Documentation for the F-4C and T-37 Aircraft, October 1970 to June 1971	San Antonio Air Materiel Area (MMER) Contract F41608-71-C-0576; publication 697-01-1-1118

In the Phase II-B study, the FSPT was applied to the F-106 aircraft. Concurrent with Phase II-B, the U. S. Naval Safety Center contracted ARINC Research to extend the methodology to produce a flight safety criticality model for the F-4J aircraft. The results of this effort are documented in ARINC Research Publication 753-01-3-982 (Revision 1).

In 1970, ARINC Research was contracted to develop suitable input data to permit the application of the technique to the T-37 and F-4C aircraft. These data were derived in the form of mathematical model functional documentation as input to the basic computer program developed and applied to the F-106.

In 1972, ARINC Research Corporation was awarded a contract, with the subsequent modifications in 1973 and 1974, to apply the Flight Safety Prediction Technique to 15 aircraft, working jointly with cognizant Air Logistics Centers. Aircraft to which the FSPT has been applied under this latter contract (F09603-72-A-1132-SA01) include:

- a. T-38
- b. F-111A and FB-111A

*The office symbols of Service Engineering at the Sacramento and San Antonio Air Materiel Areas are now SM/AIC/MME and SA/AIC/MME, respectively.

- c. A-7D
- d. F-4D, E; RF-4C
- e. C-141
- f. A-37
- g. O-2
- h. OV-10
- i. B-52G, H
- j. C-130E
- k. KC-135
- l. C-5A
- m. T-39
- n. F-15
- o. UH-1N Helicopter*

*Feasibility study of adaptation of FSPT to rotary-wing aircraft.

APPENDIX B
FORMULATION OF CRITICALITY-ASSESSMENT TECHNIQUE

FORMULATION OF CRITICALITY-ASSESSMENT TECHNIQUE

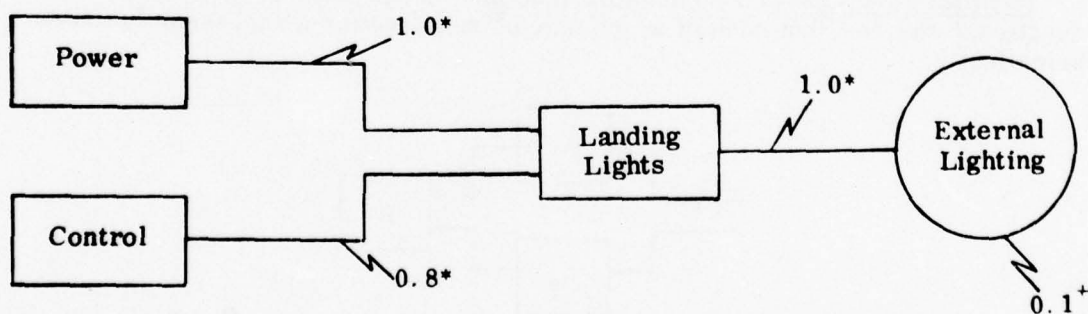
To implement the basic safety model defined in Section 2.2, it is necessary to develop a submodel for the probability that a malfunction in element j during mission phase k will result in an accident. This submodel in turn requires that we estimate two parameters: the probability of accident if a major function is not available during each mission phase, and the dependence of the major function on element j during each mission phase.

The first parameter is termed "functional sensitivity" and is estimated for each major function. The functional analysis performed in this task established for an aircraft the following hierarchal scheme:

- Aircraft
- Primary functions
- Major functions
- Function
- Elements (Work Unit Codes)

A primary function would be one such as Flight Control. Major functions under Flight Control would include Pitch Control and Yaw Control.

The second parameter, "link dependency," is a vehicle for showing the influence of each functional-path element on the performance of a major function. For example, if the major function being considered is External Lighting, the following diagram illustrates the nature of functional sensitivity and link dependency values.




- * Link dependencies
- + Functional sensitivity

The 0.8 value means that failure of the Control function will result in loss of the Landing Light function 80% of the time. The 0.1 functional sensitivity value denotes that loss of external lighting will result in an accident 10% of the time. The values must be interpreted in a proportional sense, in that the actual accident probability is dependent upon external factors (see Section 3.2.3).

The remainder of this appendix discusses the procedures and model used to obtain element sensitivities; e.g., in the above example, the accident probability given that a Work Unit Code in the Control function malfunctions.

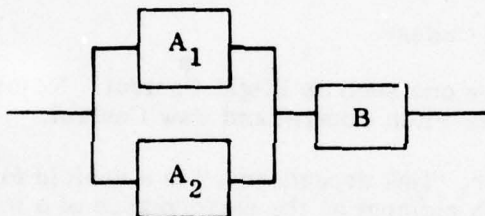
Three principal types of functional relationship--series, redundant, and parallel--were identified as representing the major forms to consider in modeling element sensitivity.

Series Relationship - A function having only one input. Schematically,



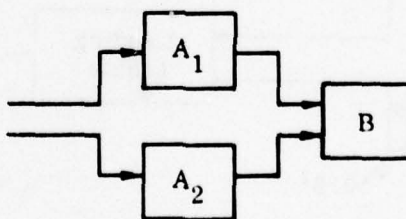
which indicates that outside of its own elements, the success of function B is only affected by the success of function A.

Functional Redundancy - A function having one or more backup functions that can provide the required inputs to successor functions. Schematically,



where A_1 and A_2 represent a functional redundancy in that either may provide the necessary input to B.

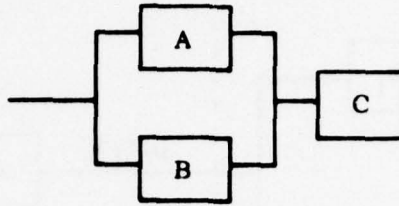
Parallel Functions - Two or more functions independent of each other in terms of functional success, but each of which may be required for a successor function. Schematically,



B will generally require both A_1 and A_2 ; but A_1 does not depend on A_2 , nor does A_2 depend on A_1 .

In some cases the distinction between functional redundancy and parallel paths is very slight, and may depend on mission phase. For example the four engines of a plane can be considered to be a redundant configuration providing inputs to the primary propulsion function during cruising, but would generally be considered to be parallel functions during takeoffs requiring full power.

In general, given a schematic relationship of the form,




we can say that A and B are in a functionally redundant configuration if the success probability of C is the same if 1) A and B are successful, 2) A only is successful, or 3) B only is successful. If, for example, C is more likely to be successful if both A and B are successful, rather than A or B alone, then the relationship is one of parallel paths.

It is noted that the model will also account for element redundancy and parallel elements through inputs such as $P(\bar{A}|i_a)$, representing the probability that the Ath function fails given that the i_a^{th} element in A has failed. If i_a is a parallel element, the probability would depend on mission requirements and other parallel-element states.

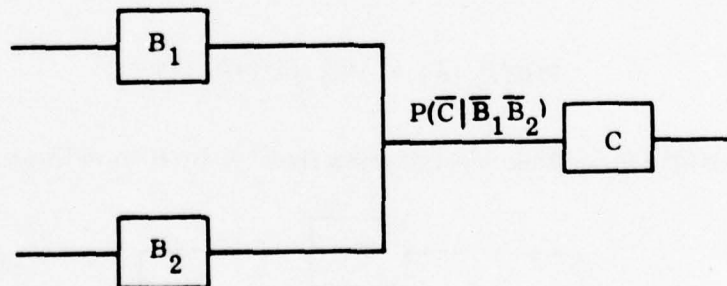
Link dependency is the conditional probability of a functional failure, given the failure of immediate predecessor functions. The link dependencies applicable to the three basic designs defined above are shown below.

Series Relationship

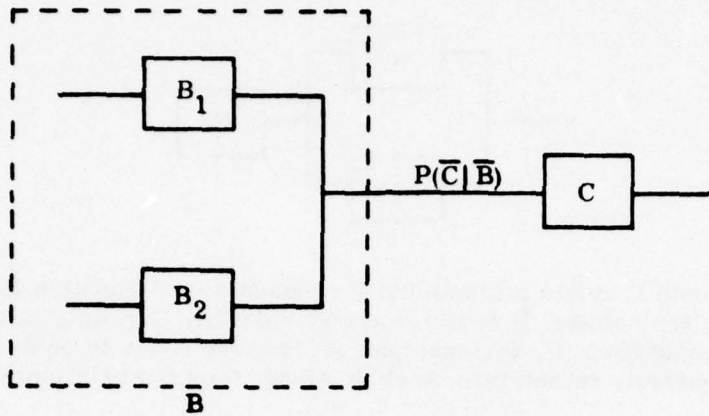


Link dependency = $P(\bar{B}|\bar{A})$ = probability that B fails given that A fails.

Functional Redundancy

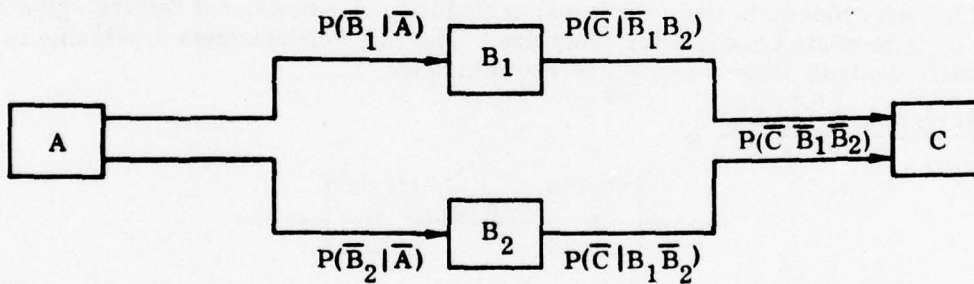


equivalent to



where $\bar{B} = \bar{B}_1 \bar{B}_2$

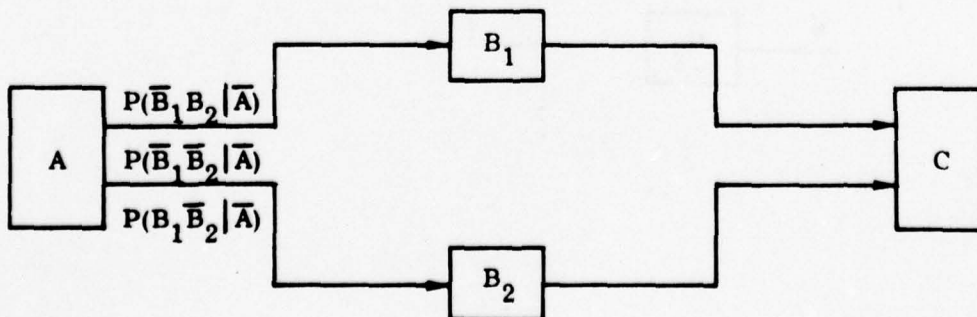
Parallel Functions



We shall generally assume that the dependencies of B_1 with respect to A , and of B_2 with respect to A , are independent of each other, so that

$$P(\bar{B}_1 \bar{B}_2 | \bar{A}) = P(\bar{B}_1 | \bar{A})P(\bar{B}_2 | \bar{A})$$

We then can consider three link dependencies from A to B as follows:



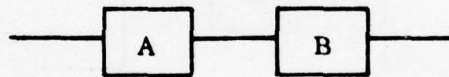
noting that

$$P(\bar{B}_1|\bar{A}) = P(\bar{B}_1 B_2|\bar{A}) + P(\bar{B}_1 \bar{B}_2|\bar{A})$$

$$P(\bar{B}_2|\bar{A}) = P(B_1 \bar{B}_2|\bar{A}) + P(\bar{B}_1 \bar{B}_2|\bar{A})$$

Models are shown below for determining the sensitivity of elements within a function for each of the three basic designs. The following basic assumptions apply:

- a. Except for cases where an element has a redundant or parallel counterpart or is located in a function with a redundant or parallel function, only the element under consideration shall be assumed to have failed initially. Thus the expression $P(A|i_a)$, representing the accident probability given failure of the i^{th} Work Unit Code element, is based on the assumption that no other element has failed unless element i is in some redundant or parallel configuration. For cases in which there are redundant or parallel counterparts, failures of such counterpart elements or functions are considered in accordance with their occurrence probabilities.
- b. The success of all immediate predecessors ensures the success of a function, provided that the function experiences no element failures. Thus for the series function relationship



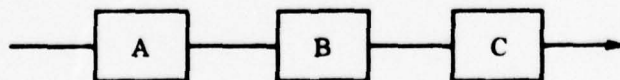
we assume

$$P(\bar{B}|A) = 0,$$

provided B experiences no element failures. If an element in function A is under consideration, the latter provision is always true by assumption "a."

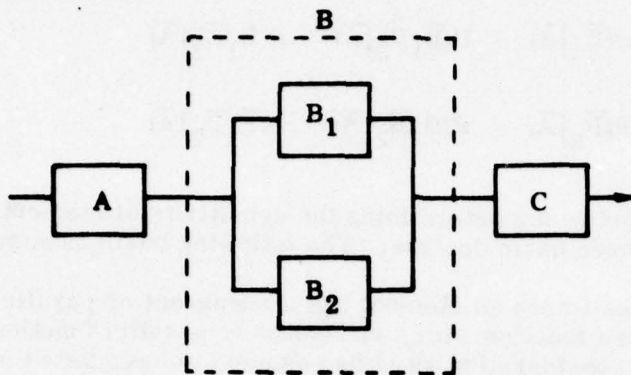
The element sensitivity models are:

Series Relationship



$$P(A|i_a) = P(\bar{A}|i_a)P(\bar{B}|\bar{A})P(\bar{C}|\bar{B})P(A|\bar{C})$$

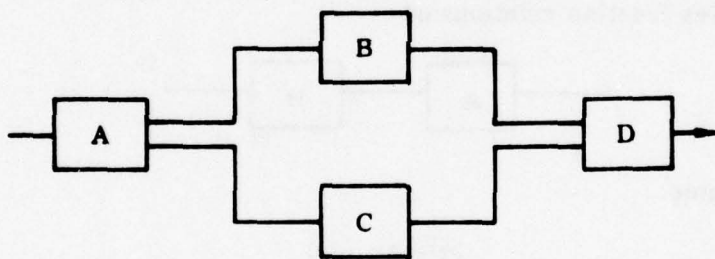
Functional Redundancy



$$P(\mathcal{A}|i_a) = P(\bar{\mathcal{A}}|i_a)P(\bar{\mathcal{B}}|\bar{\mathcal{A}})P(\bar{\mathcal{C}}|\bar{\mathcal{B}})P(\mathcal{A}|\bar{\mathcal{C}})$$

$$P(\mathcal{A}|i_{b1}) = P(\bar{\mathcal{B}}_1|i_{b1})P(\bar{\mathcal{B}}_2)P(\bar{\mathcal{C}}|\bar{\mathcal{B}})P(\mathcal{A}|\bar{\mathcal{C}})$$

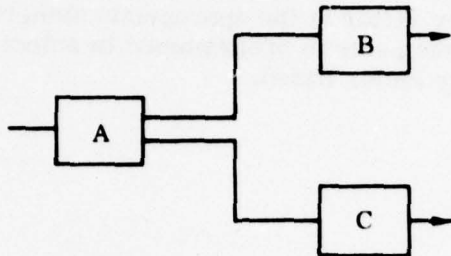
Parallel Functions



$$P(\mathcal{A}|i_a) = P(\bar{\mathcal{A}}|i_a) \{ P(\bar{\mathcal{B}}\bar{\mathcal{C}}|\bar{\mathcal{A}})P(\bar{\mathcal{D}}|\bar{\mathcal{B}}\bar{\mathcal{C}}) + P(\mathcal{B}\bar{\mathcal{C}}|\bar{\mathcal{A}})P(\bar{\mathcal{D}}|\mathcal{B}\bar{\mathcal{C}}) \\ + P(\bar{\mathcal{B}}\mathcal{C}|\bar{\mathcal{A}})P(\bar{\mathcal{D}}|\bar{\mathcal{B}}\mathcal{C}) \} P(\mathcal{A}|\bar{\mathcal{D}})$$

$$P(\mathcal{A}|i_b) = P(\bar{\mathcal{B}}|i_b) \{ P(\bar{\mathcal{C}}|i_b)P(\bar{\mathcal{D}}|\bar{\mathcal{B}}\bar{\mathcal{C}}) + P(\mathcal{C}|i_b)P(\bar{\mathcal{D}}|\bar{\mathcal{B}}\mathcal{C}) \} P(\mathcal{A}|\bar{\mathcal{D}})$$

A case not explicitly included in the above three basic functional relationships is one for which a function is in two paths, e. g. ,



then

$$P(A|i_a) = P(\bar{C}|i_a)P(B|i_a)P(A|\bar{C}B) + P(C|i_a)P(\bar{B}|i_a)P(A|C\bar{B}) \\ + P(\bar{C}|i_a)P(\bar{B}|i_a)\{1 - P(A|\bar{C})P(A|\bar{B})\}$$

where it is assumed that the effects of loss of the major functions in accident occurrence are independent of each other.

Use of Numerical Provisory Factors for Partially Redundant Systems

The numerical provisory factors (see Table 3-1) are used where more than two identical functions are involved in a redundancy. For example, aircraft with more than two engines often have identical and independent systems for hydraulic pressurization, and for electrical power generation, one driven by each engine. If the aircraft can be operated safely with one or more of such systems in a failed state, one of the numeric codes is utilized in assigning link dependency values. Consider, for example, the following:

If N identical and independent units* are available and at least M are required for safe operation, where $0 < M < N$, then the provisory factor of a given unit, say U_j , is the probability that the failure of U_j will cause the aircraft to enter an unsafe state. This is the probability that exactly $M-1$ of the remaining $N-1$ units will be in an unfailed state. This probability can be calculated by the formula for the binomial distribution, and is given by

$$P(U_j) = \binom{N-1}{M-1} p^{(M-1)} q^{(N-M)}$$

where $P(U_j)$ = probability that failure of the j^{th} unit will cause the aircraft to enter an unsafe state, and

M = Number of units required

N = Number of units available

p = Probability that a single unit will be in an unfailed state

q = Probability that a single unit will be in a failed state or $(1-p)$

*Units may be either elements, element assemblies, or functions.

Assignment of link dependencies to N identical and independent units of which only M are required proceeds as follows. The value assigned to each unit is the dependency of the higher level function on receiving an output from M of the units (usually 1.0). The provisory factor is the appropriate numeric code. In the evaluation of the path sensitivity, the computer is programmed to select the binomial formula that corresponds to the provisory factor listed.

APPENDIX C
FSPT DOCUMENTATION METHODS

FSPT DOCUMENTATION METHODS

Because of the extreme complexity of aircraft, it is necessary to develop a computerized method to identify and document all possible paths associated with each function as well as to determine the safety sensitivity associated with each path. A computer routine has been devised that takes the data from the functional card deck and traces and documents all paths. For each WUC, it also computes the flight-phase sensitivities for each path in which the WUC is present. The resulting computer printout provides a combined functional path sensitivity.

C.1 ALPHA CODING

As each system of the aircraft is functionally diagrammed, the functional blocks are assigned an "alpha code". This code aids the analyst in the bookkeeping tasks of functional diagramming and provides the computer with an identification of the elements to be processed. For standardization among aircraft, nine top-level functions have been defined and each has been assigned an initial or first-alpha designator. Each block in the functional diagram carries the same initial alpha as the top level function. Subsequent letters added to the initial alpha uniquely identify each block.

The only restrictions placed on the assignment of alpha codes are that:

- a. All characters in a code must be a letter of the alphabet, and
- b. The maximum number of characters in one code is seven.

C.2 ALPHA CODING AND COMPUTER PROGRAM COMPATIBILITY

Additional rules for alpha coding required to obtain the desired results from computer processing include:

- a. When a WUC item operates in the same mode to perform more than one function, the same alpha code is used in each application.
- b. When a WUC item operates in a different mode to perform each of more than one function, a different alpha designator is assigned for each operating mode.

C.3 FUNCTIONAL TABULATION

The "Flight Safety Functional Tabulation" sheet is used to code the safety model for keypunching. The sheets are coded as follows (refer to Figure C-1) for an example).

- a. Columns 1 through 3. Used to identify the aircraft represented by the model. For certain aircraft modeled under this contract more than one model - designation series MDS - was included. For instance, a single functional deck was created for four MDSs of the F-4 aircraft. Cards with "F4"* in columns 1-3 were common to all aircraft. For example,

* = blank

NO.	TITLE	WAC	ALPHA	REF.	ALTERNATE FUNCTION	SECURITY PRISM
1	LIFT AUGMENTATION (FLAPS)					
2	FLIGHT CONTROL		F	F		DA - 1 - 100
3	LIFT AUGMENTATION		FA	FA		01.0 - 0.20
4	FLAP POSITIONING		FAB	FAB		A - A
5	WING FLAP ASSEMBLY (2)	14511	FABA			
6	FLAP HONEYCOMB	14512	FABB			
7	SKIN	14513	FABC			
8	HINGE CASTING	14514	FABD			
9						
10						
11						
12						
13						
14						
15						
16						
17						
18						
19						
20						
21						
22						
23						
24						
25						
26						
27						
28						
29						
30						
31						
32						
33						
34						
35						
36						
37						
38						
39						
40						
41						
42						
43						
44						
45						
46						
47						
48						
49						
50						

FLIGHT SAFETY FUNCTIONAL TABULATION


Figure C-1. Flight Safety Functional Tabulation

when these cards are combined with those carrying "F4E" in columns 1-3, then it produces an F-4E FSPT model deck.

- b. Columns 4 through 31. Contain the title of the function or the WUC item.
- c. Columns 32 through 36. Contain the left-justified WUC number.
- d. Columns 37 and 38. Blank
- e. Columns 39 through 46. Contain the assigned alpha designator for the function and/or the WUC. Column 39 contains either an L or an R, or is blank. The L and R designate left and right for those instances when the function and/or WUC pertains to the left or right side of the aircraft.
- f. Columns 47 and 48. Blank.
- g. Columns 49 through 55. Normally left blank, but are used after a deck is operational to substitute the data on a card for that stored in the computer by punching the line record number in this field.
- h. Columns 56 through 63. Identify the dependent functions for either the function or specific WUCs being coded. Column 56 may contain L, R or blank for the same purpose as that of column 39.
- i. Column 64. Contains the alphanumeric code of the "provisory factor" applicable to the link value assigned.
- j. Columns 65 through 69. Contain the alpha designator of a function that is an alternate for the function being coded. (Column 65 is used for "L" or "R" as in Column 39.) The presence of the "alternate alpha" flags the importance of the link dependency as being affected by the success probability of the alternate function.
- k. Column 70. Contains the work unit code dependency value (1 = 0.10; 2 = 0.20;A = 1.0). This value is applicable to all flight phases.
- l. Column 71. Contains special instructions to the computer through the use of letters F, S, or being blank. Cards with an "S" or "blank" in column 71 are used in sensitivity computations. Cards with an "F" document a functional relationships which, although present in the system, would produce an erroneous sensitivity value when combined with other nonindependent paths (having the same function in common at some higher level). The "F" prevents the computer from including the link in the sensitivity calculations.
- m. Columns 72 through 80. Contain functional dependencies for each of nine flight phases as described in Section 3.2.1 of the text. Coding is the same as for column 70.

C.4 DIAGRAM CONSTRUCTION

The diagrams produced under the contract document the functional inter-relationship of the aircraft systems considered in the model. In the interest of extending the useful life of the diagrams, WUC items are not shown, thereby eliminating the necessity of updating the diagrams with each (and sometimes frequent) change to the WUC manual.

As discussed earlier in this report, the diagrams represent the hierarchal structure of the paths from which the sensitivity values are derived. The diagrams, although consistent with the system schematic and reliability block diagrams, are not equivalent due to this hierarchal method of documentation. In the actual system, signals and/or fluids pass from one component to the next and are thus documented in schematics; conversely, the hierarchal approach only identifies the components that must operate to achieve a given function, independent of the direction and/or sequence of signal flow. This approach directly addresses the system impact of a component failure without the necessity of identifying the intrasystem secondary failures. Each line connecting functions on the diagram is documented by a punchcard, with the lower function providing the "alpha designator" and the higher function's alpha designator indicator as the "dependent function". *

*The card deck also documents functional relationships not shown on the diagram; the work unit codes (mentioned earlier) and the "S" cards discussed in paragraph C.3.1.

APPENDIX D
FSPT DOCUMENTATION OF C-130E AIRCRAFT

FSPT DOCUMENTATION OF C-130E AIRCRAFT

This appendix contains the functional relationship diagrams and a listing of the keypunch cards that comprise the C-130E aircraft FSPT safety model documentation.

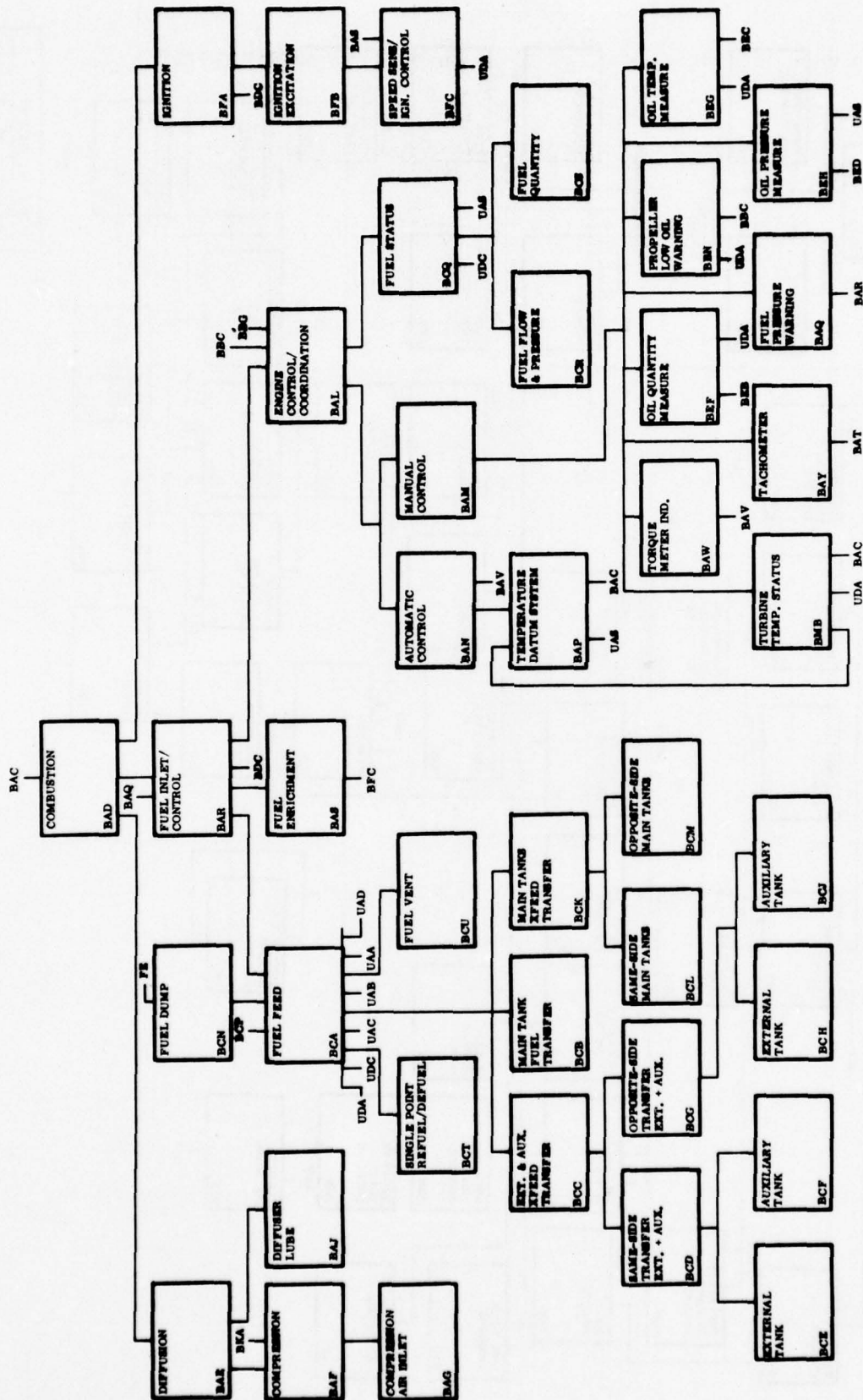
D.1 DIAGRAMS

The diagrams illustrating the functional relationships considered in the C-130E safety model will be found on pages D-5 through D-23, and are listed below:

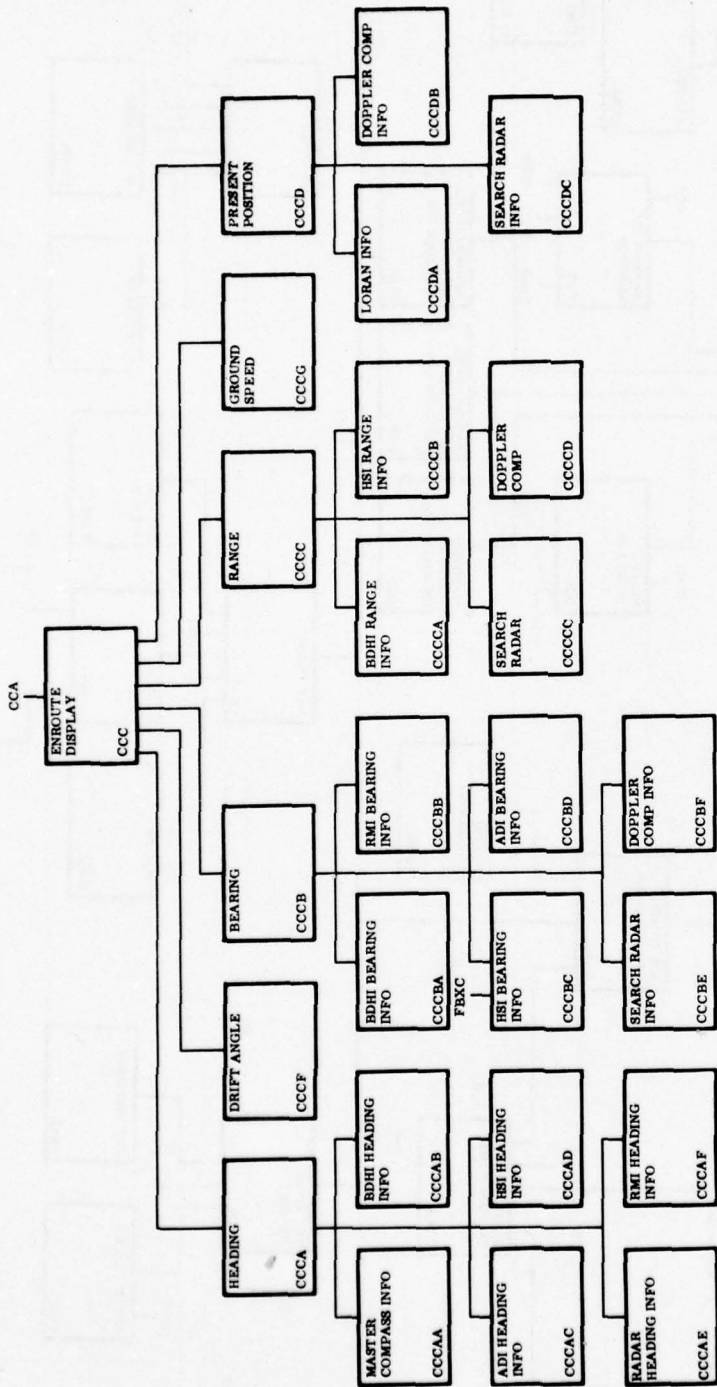
	<u>Diagram</u>	<u>Page</u>
Propulsion		
Fuel System	B-1	D-5
Fuel System	B-2	D-6
Communications/Navigation/Identification		
Comm/Nav/Ident	C-1	D-7
Comm/Nav/Ident	C-2	D-8
Comm/Nav/Ident	C-3	D-9
Information and Displays		
Info & Displays	D-1	D-10
Environmental Control		
Environment	E-1	D-11
Environment	E-2	D-12
Environment	E-3	D-13
Flight Control		
Flight Control	F-1	D-14
FC/Yaw Control	F-2	D-15
FC/Pitch Control	F-3	D-16
FC/Roll Control	F-4	D-17
Ground Control	G-1	D-18
Mission Support	M-1	D-19
Landing Gear	N-1	D-20
Utilities		
Main AC Power	UA-1	D-21
DC Power	UD-1	D-22
Hydraulics	UH-1	D-23

D.2 CARD LISTING

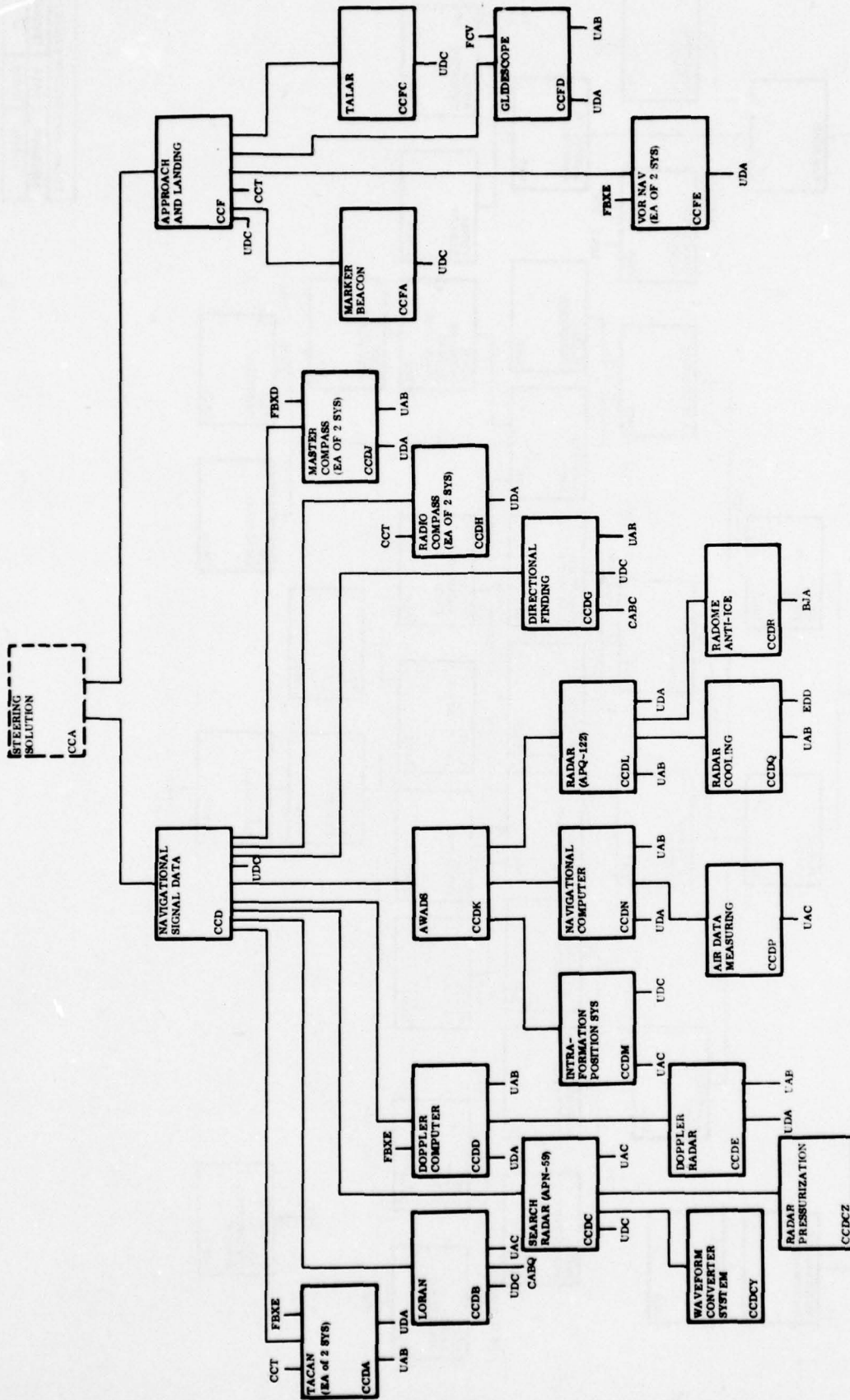
Pages D-25 through D-112 are a reproduction of the punchcard listing. The listing is alphabetical by "alpha designator", and the format is that of the 80-column punchcard itself as described in Appendix C. At the top of each page the card columns are printed vertically; for example, column 34 is printed " $\frac{3}{4}$ ".



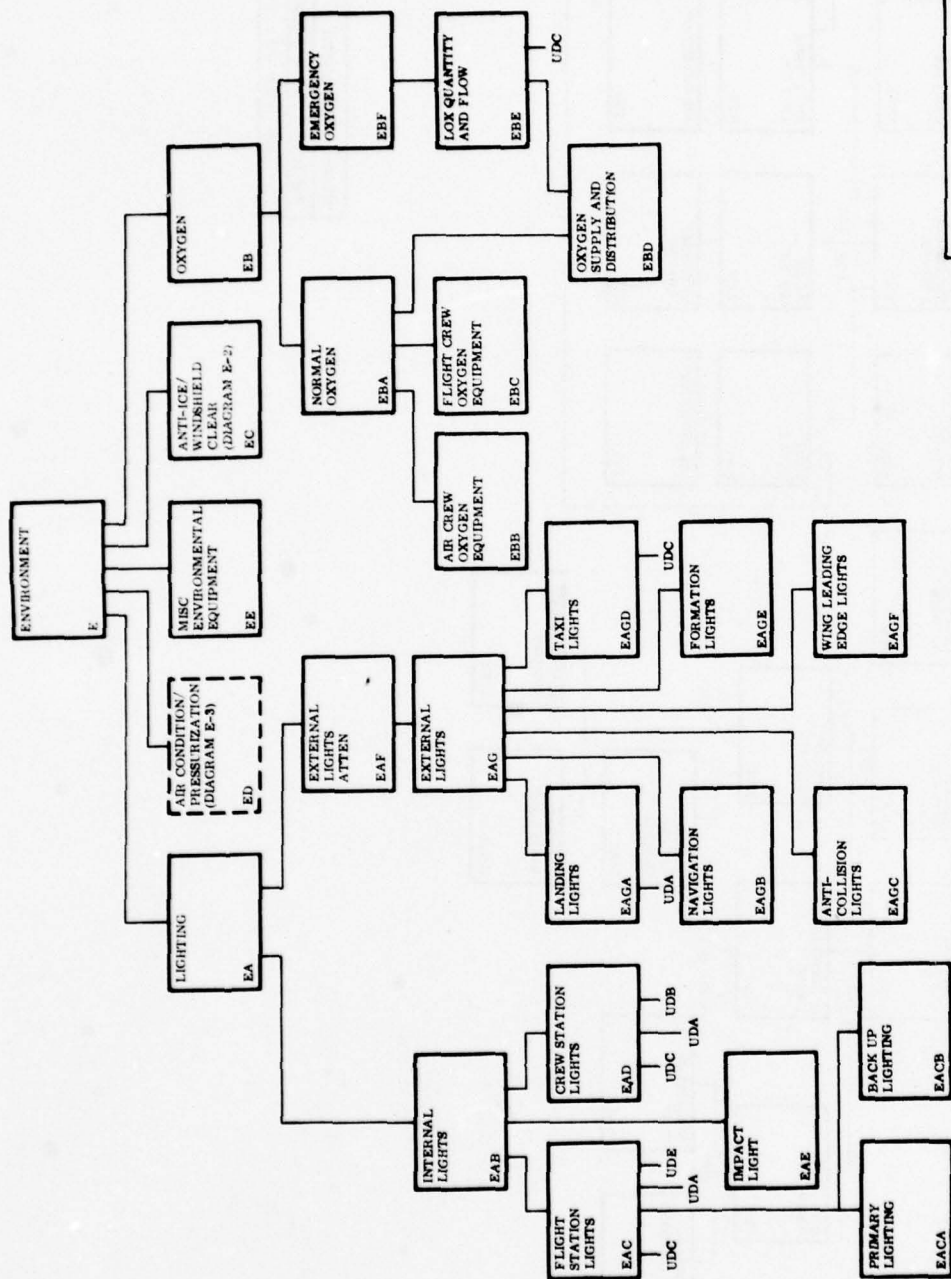
TITLE: FUEL SYSTEM		
AIRCRAFT	DATE	DIAGRAM
C-130E	SEP 76	B-1



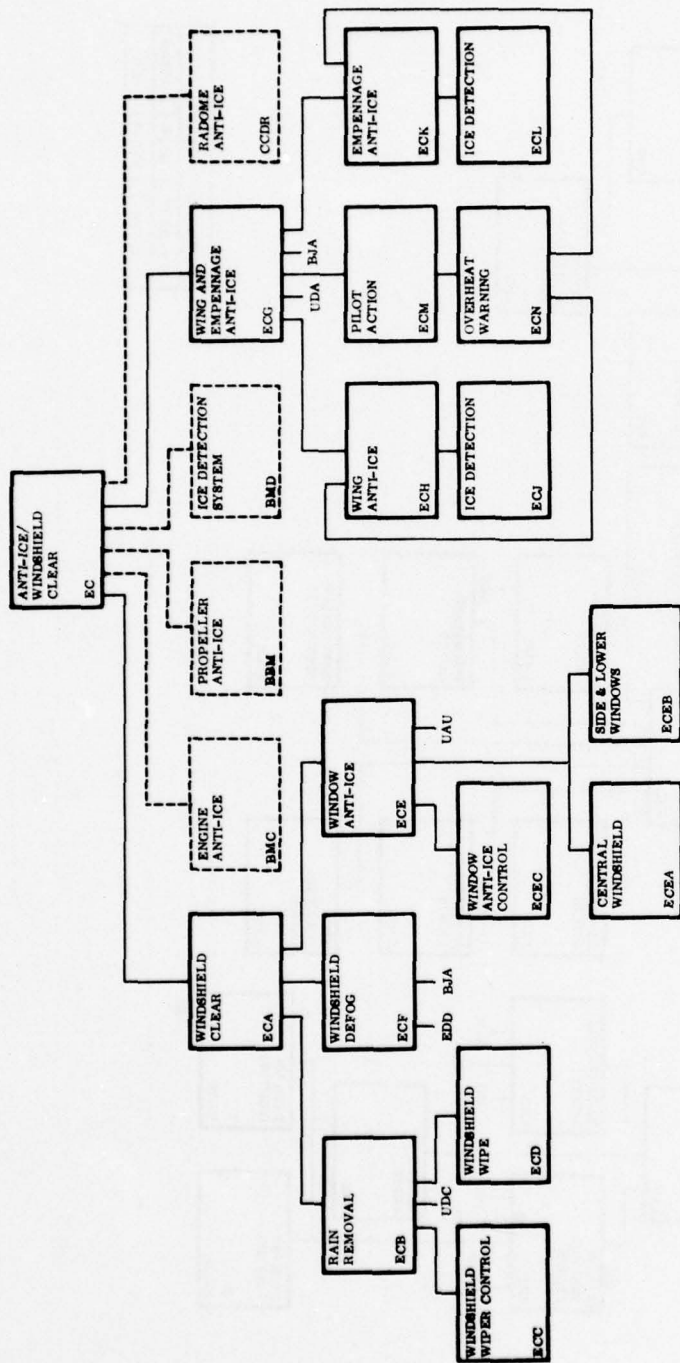
TITLE: COMM NAV IDENT		
AIRCRAFT	DATE	DIAGRAM
C-130E	SEP 76	C-2



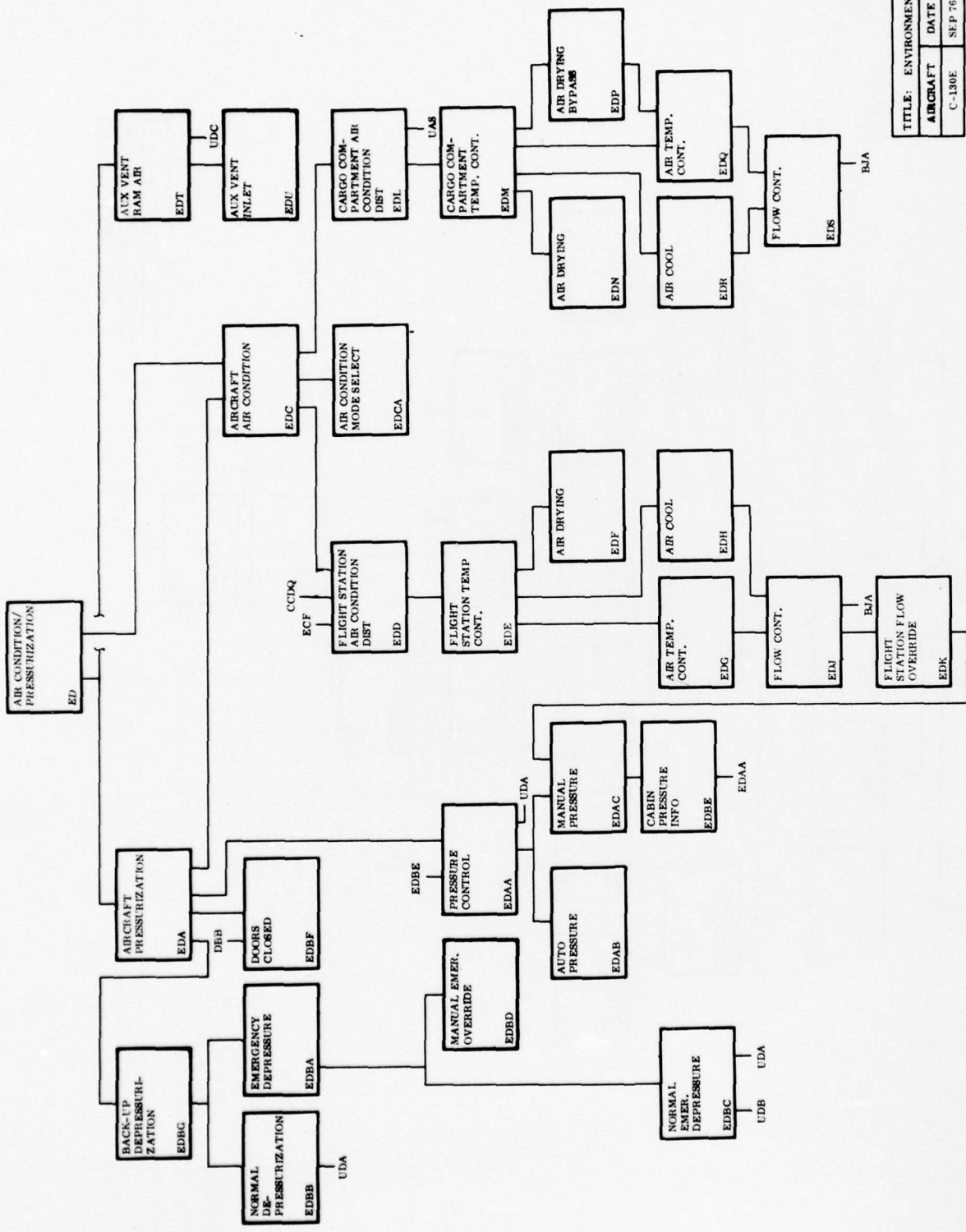
TITLE: COMM/NAV/IDENT		
AIRCRAFT	DATE	DIAGRAM
C-130E	SEP 76	C-3



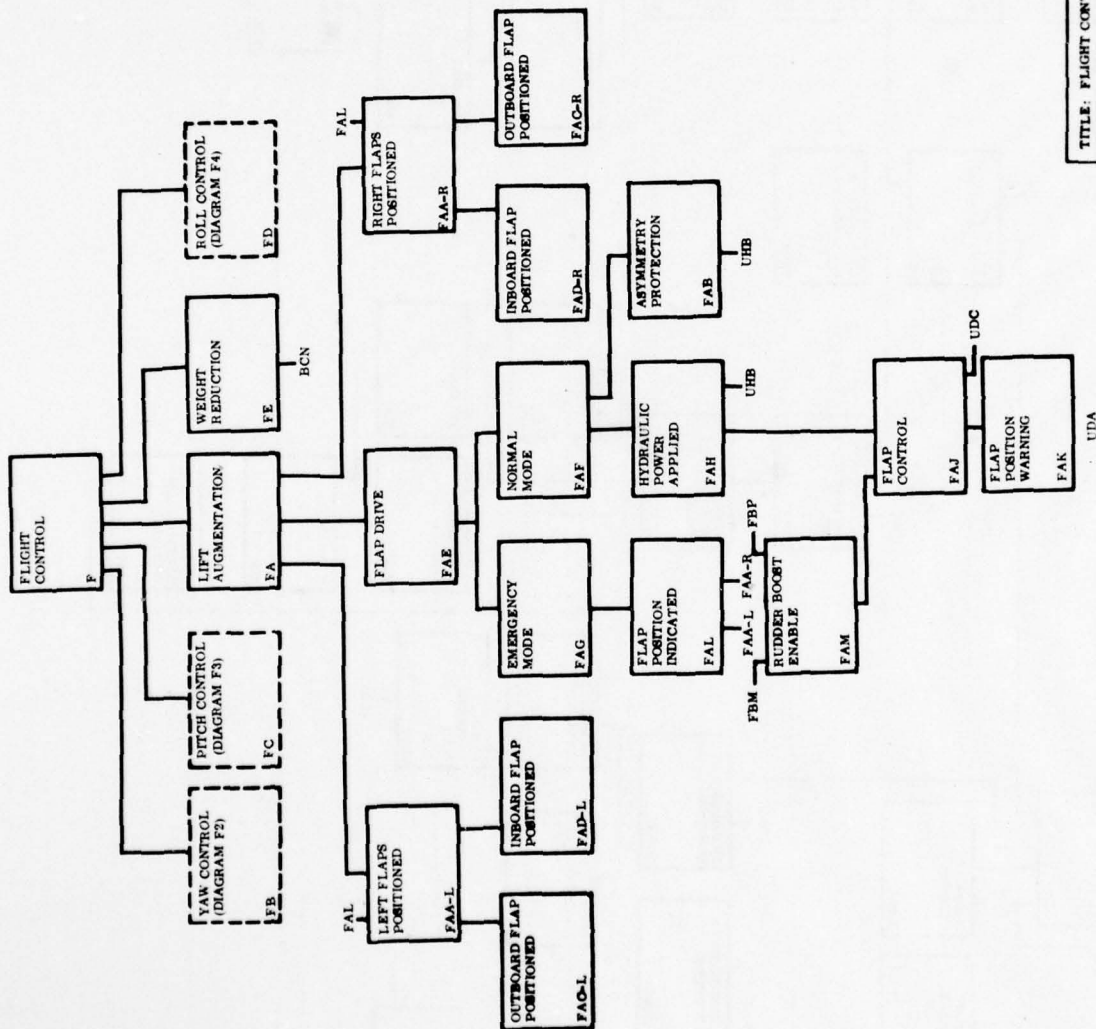
TITLE: ENVIRONMENT		
AIRCRAFT	DATE	DIAGRAM
C-130E	SEP 76	E-1



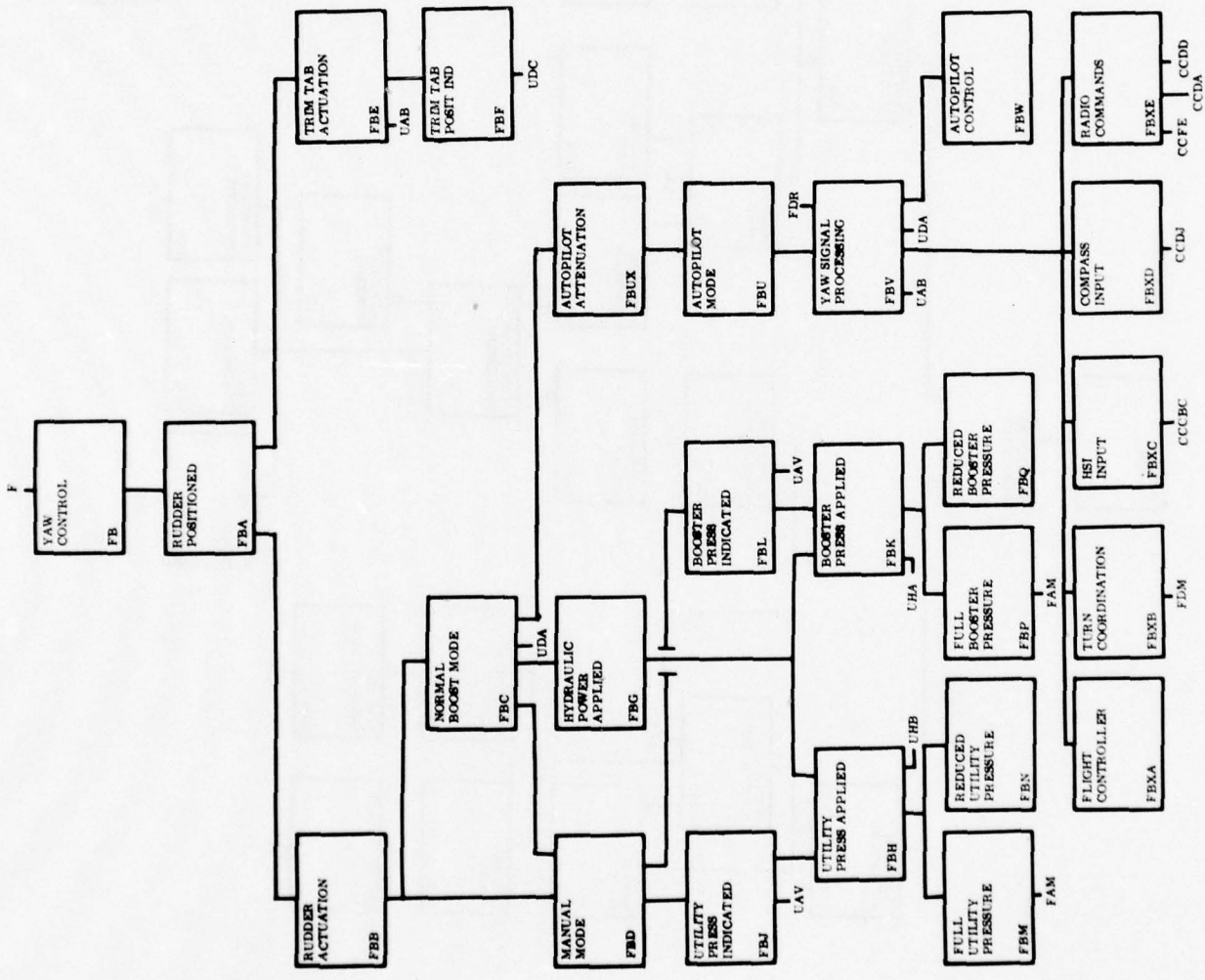
TITLE: ENVIRONMENT		
AIRCRAFT	DATE	DIAGRAM
C-130E	SEP 76	E-2



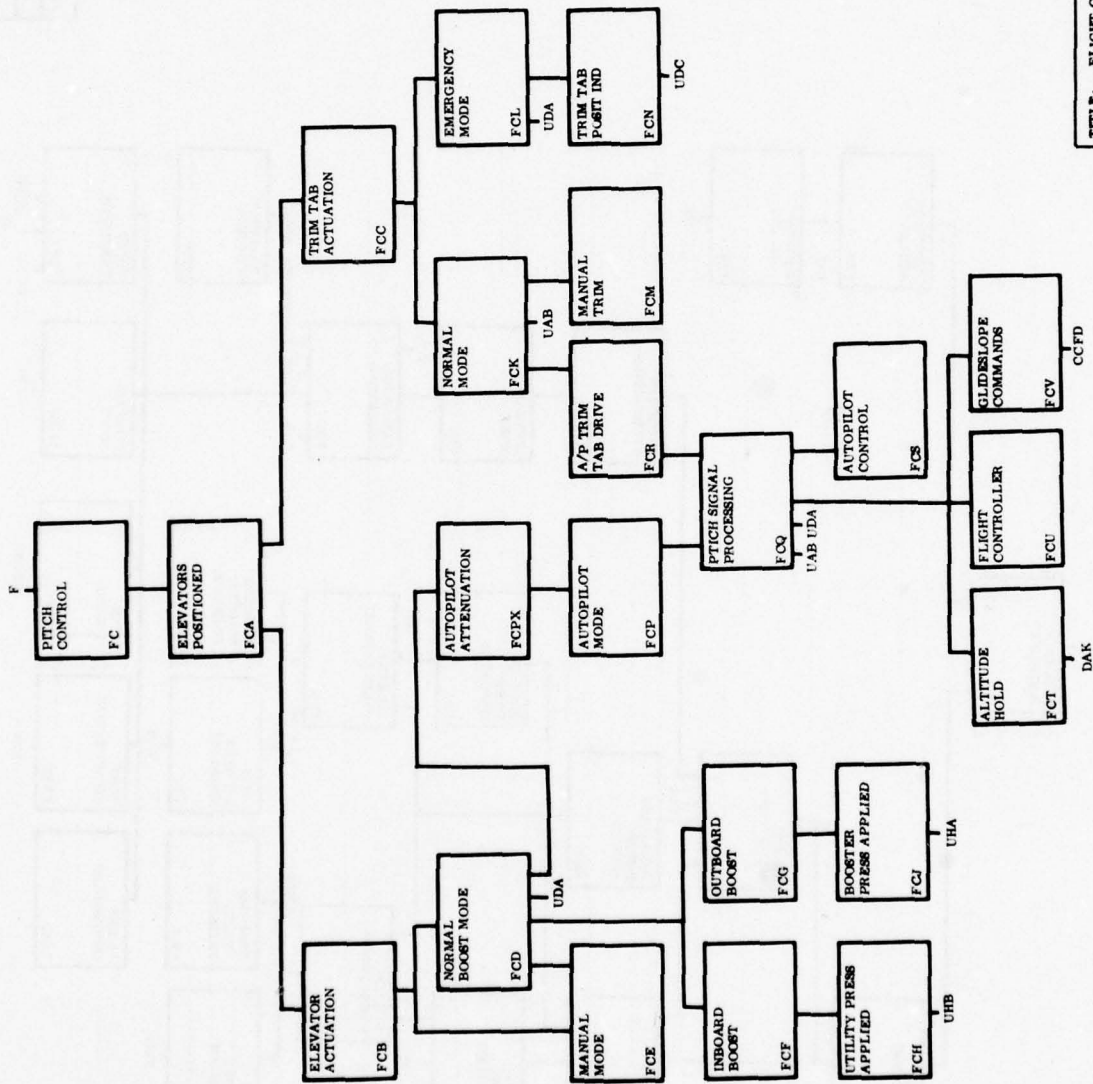
TITLE: ENVIRONMENT		
AIRCRAFT	DATE	DIAGRAM
C-130E	SEP 76	E-3



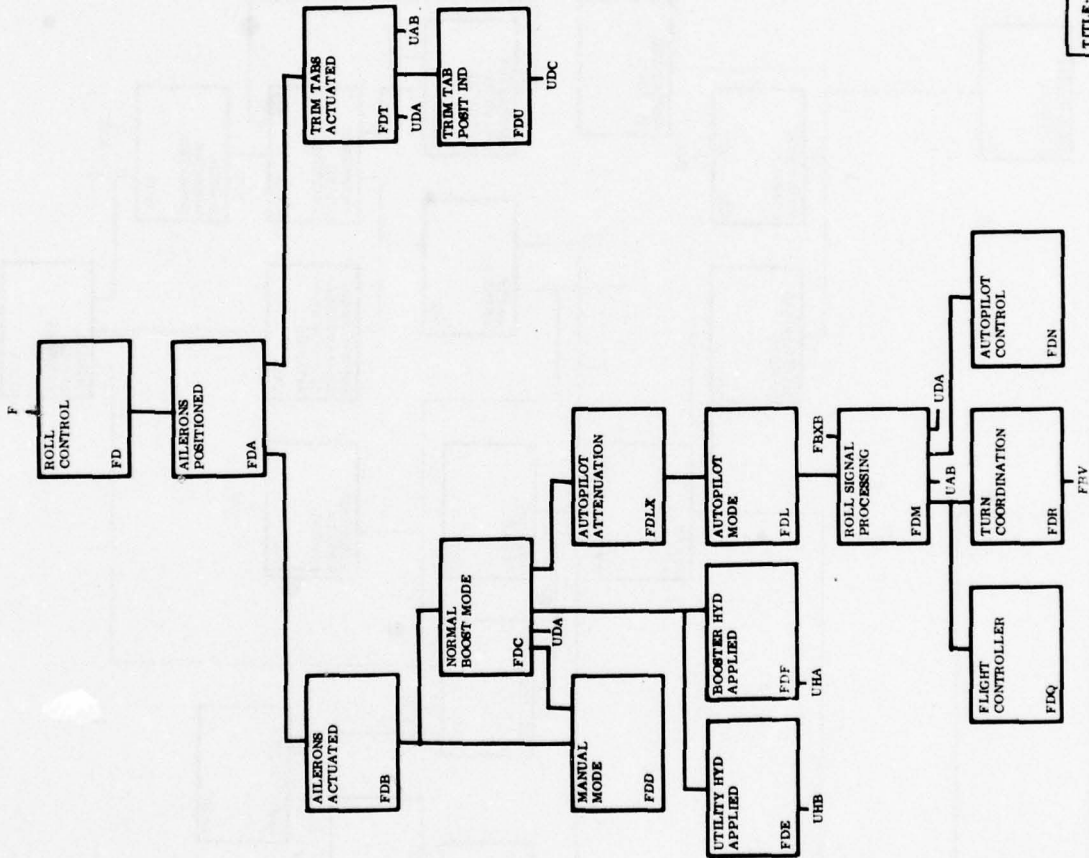
TITLE: FLIGHT CONTROL			
AIRCRAFT	DATE	DIAGRAM	
C-130E	SEP 76	F-1	



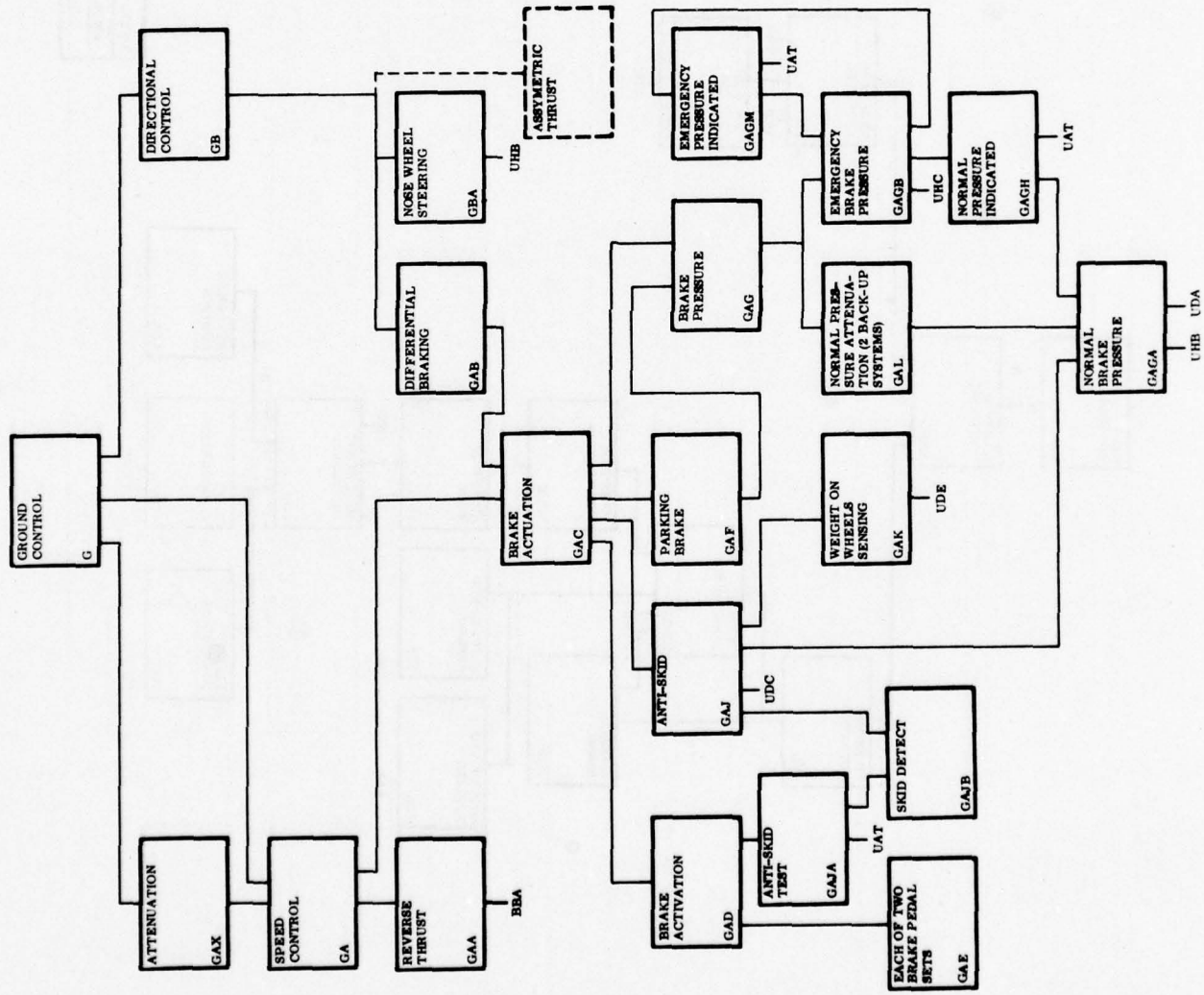
TITLE: FLIGHT CONTROL		
AIRCRAFT	DATE	DIAGRAM
C-130E	SEP 76	F-2



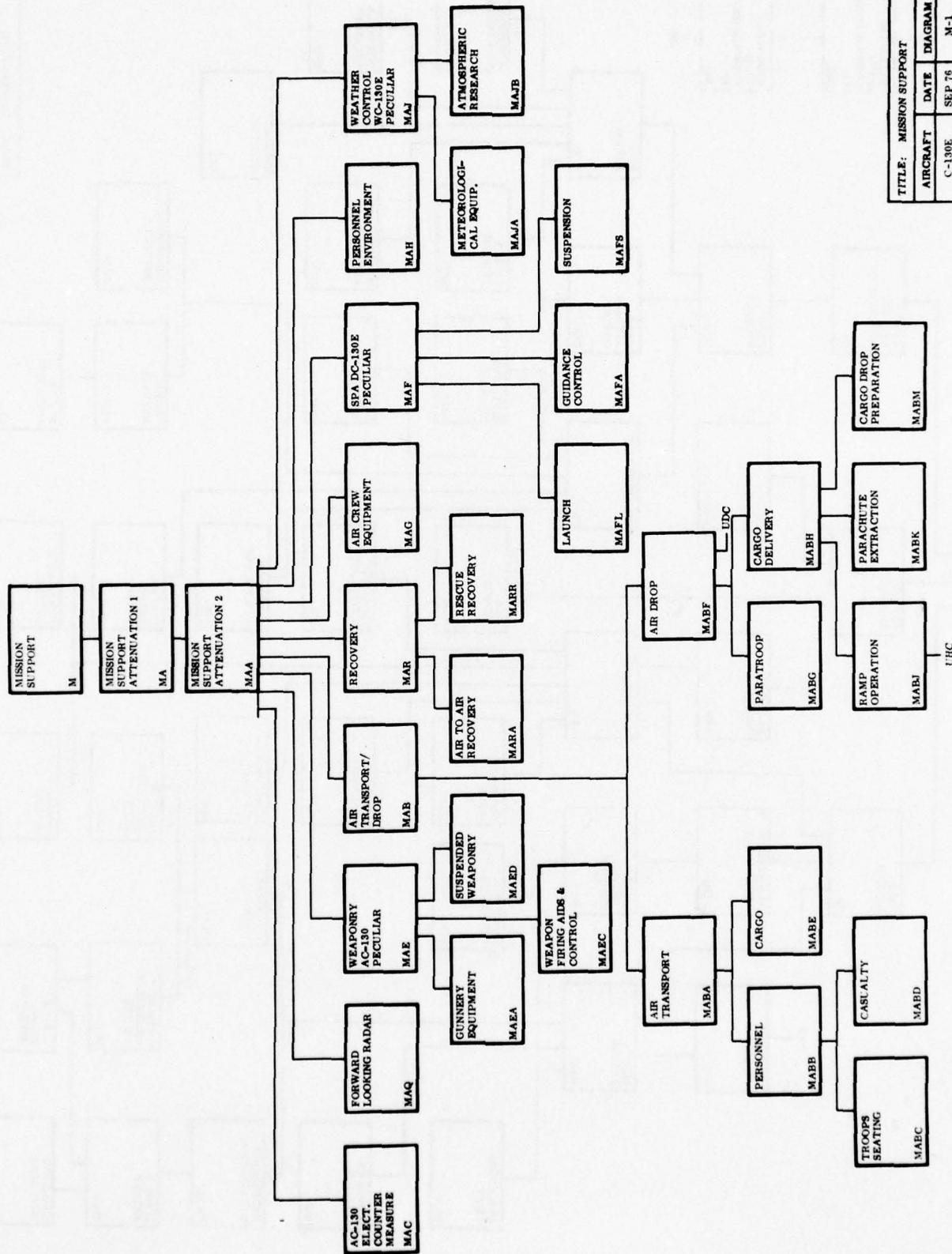
TITLE: FLIGHT CONTROL		
AIRCRAFT	DATE	DIAGRAM
C-130E	SEP 76	F-3



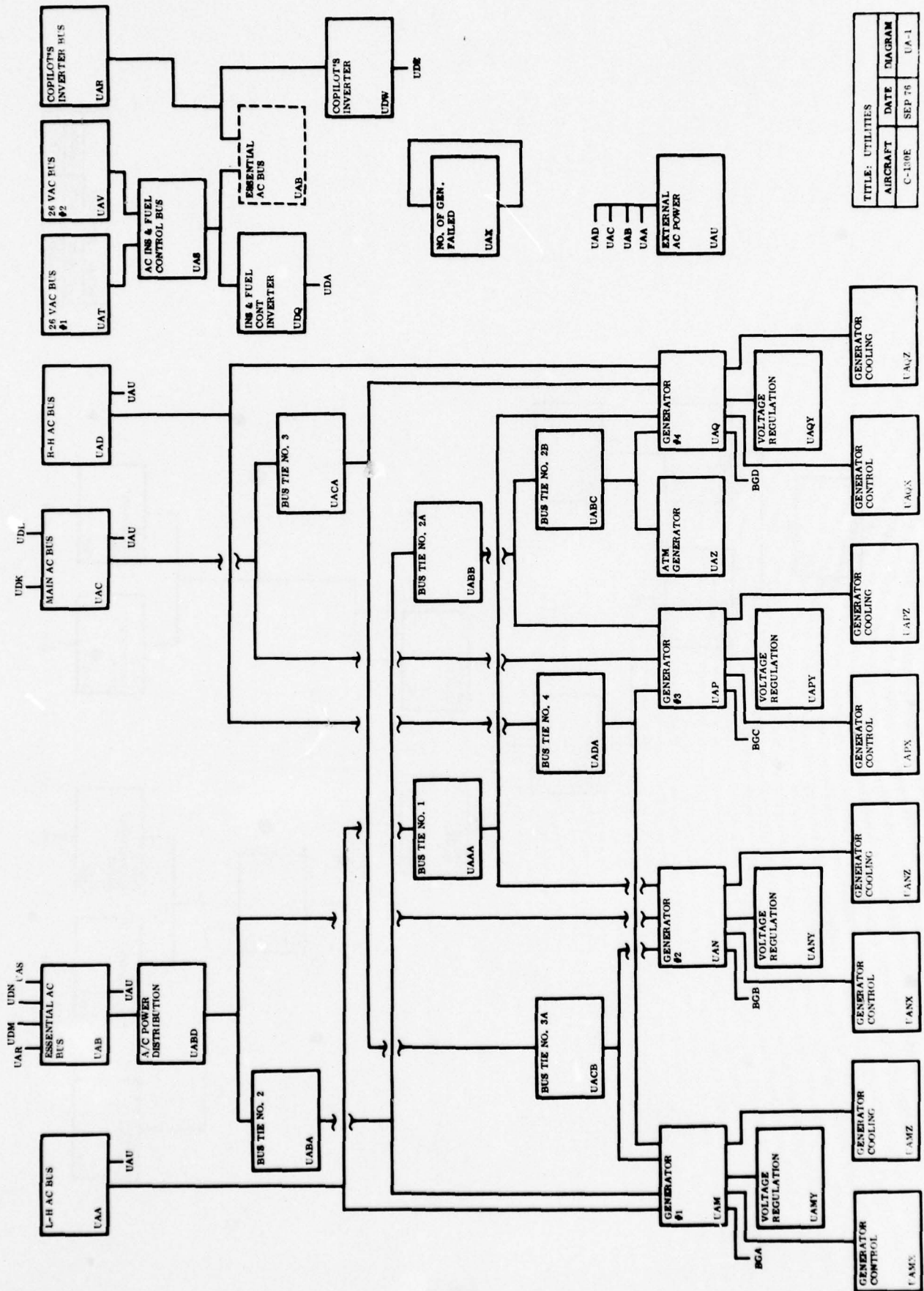
TITLE: FLIGHT CONTROL		
AIRCRAFT	DATE	DIAGRAM
C-130E	SEP 76	F-4



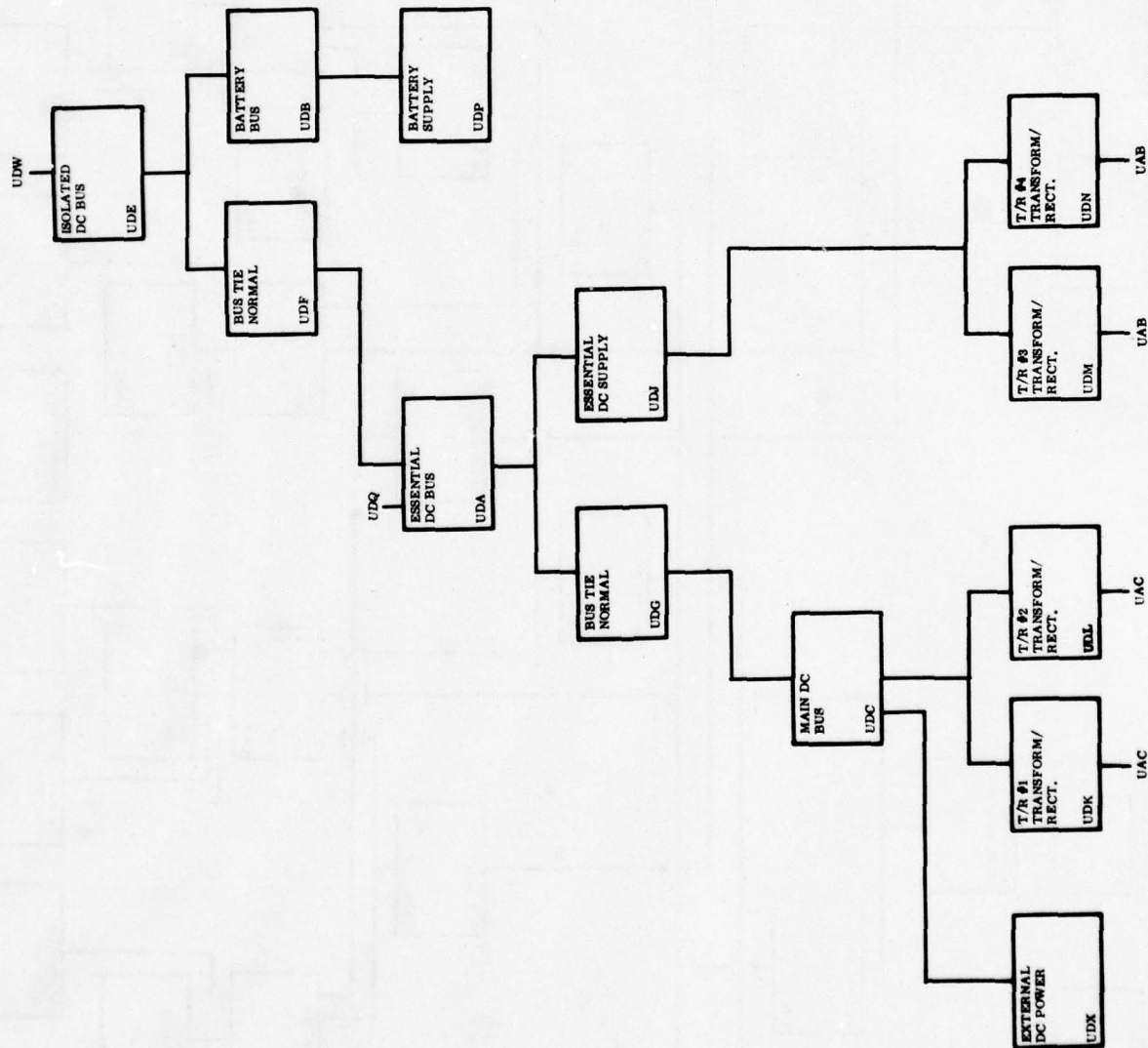
TITLE: GROUND CONTROL		
AIRCRAFT	DATE	DIAGRAM
C-130E	SEP 76	G-1



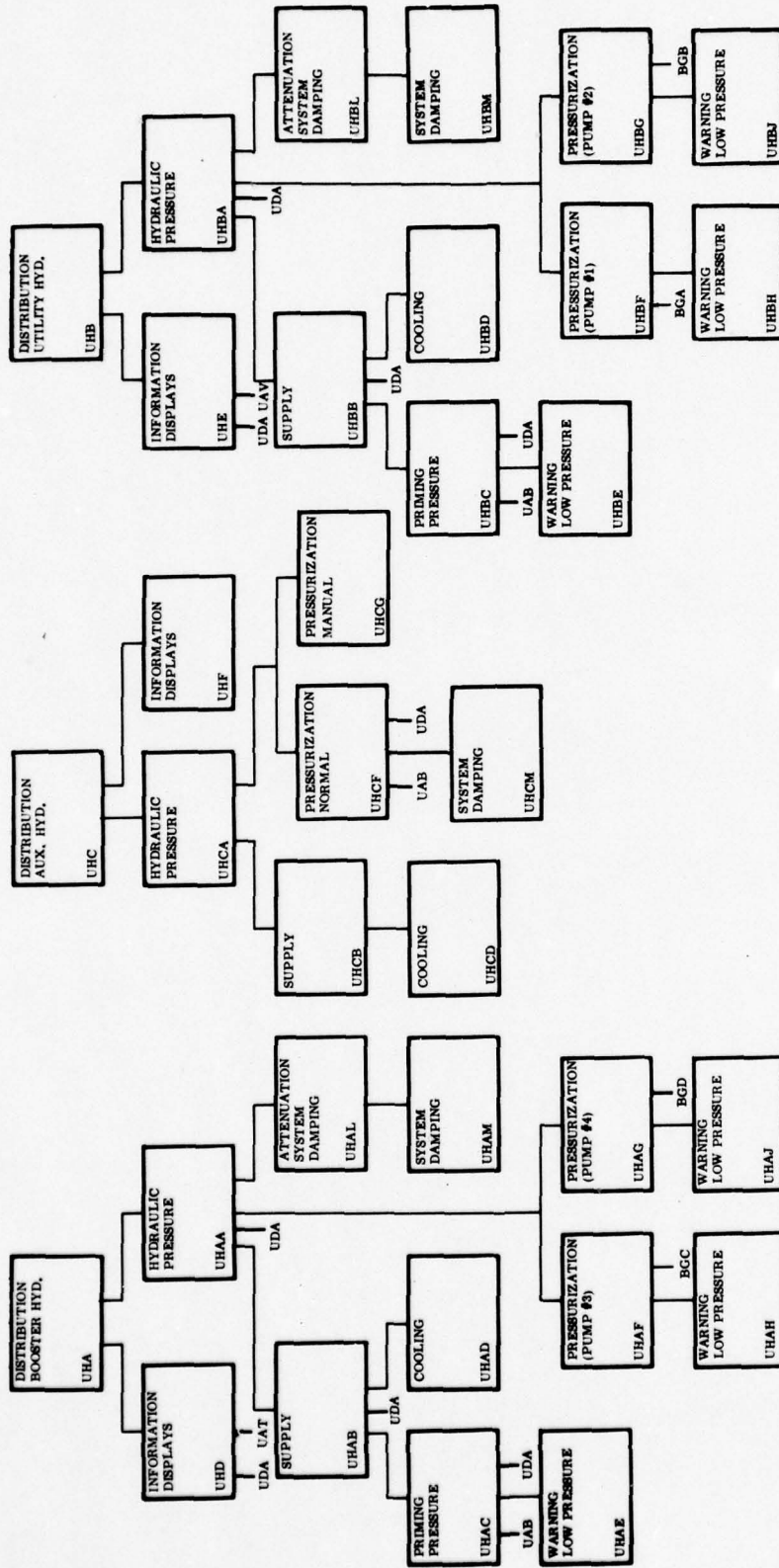
TITLE: MISSION SUPPORT			
AIRCRAFT	DATE	DIAGRAM	
C-130E	SEP 76	M-1	



TITLE: UTILITIES		
AIRCRAFT	DATE	DIAGRAM
C-130E	SEP 75	UA-1



TITLE: UTILITIES		
AIRCRAFT	DATE	DIAGRAM
C-130E	SEP 76	UD-1



TITLE: UTILITIES	
AIRCRAFT	DIAGRAM
C-130E	SEP 76
	UH-1

PGG095.J1R1 DATE = 08/17/76

FLIGHT SAFETY PREDICTION TECHNIQUE

000000001111111111222222222233333333333344444444445555555555666666666677777777778
12345678901234567890123456789012345678901234567890123456789012345678901234567890

PGG095.J1CC C-130E 30E

30E		B		AAAAA
30E	PROPULSION	BA		FOOOOOOOO
30E	INFO ONLY, X ENGINES FAILED	BAA	5 BA	QAAAAAAAO
30E	ENGINE THRUST #1 OF 4<	BAAA		0
30E	QEC KIT W/O BASIC ENGINE	22ZAA	BAA	0
30E	ENGINE, BASIC	22ZAB	BAA	0
30E	ENGINE AND QEC ASSY	22ZAC	BAA	0
30E	NACELLE	22BAO	BAA	0
30E	NACELLE	22CAO	BAA	0
30E	ENGINE AND QEC	22ZAO	BAA	0
30E	EXHAUST-AUXILIARY THRUST		BAA	111111111
30E	TAIL PIPE	22CAA	BAB	3
30E	TAIL PIPE CLAMP	22CAB	BAB	1
30E	DEFLECTOR	22CAC	BAB	2
30E	TAIL PIPE BLANKET	22CAD	BAB	0
30E	EXHAUST CONE	22CAE	BAB	2
30E	TAIL PIPE SHIELD	49417	BABZZG	0
30E	TURBINE ROTATION		BAC	FAAAAAA
30E	TURBINE ROTATION		BAC	FAAAAAA
30E	TURBINE ROTATION		BAC	AAAAA
30E	TURBINE ROTATION		BAC	FAAAAAA
30E	BOLT ASSY, COMP-TRBN TIE	2245H	BACVB	A
30E	CONE ASSY, INNER REAR	2245G	BACVG	A
30E	SUPPORT ASSY	2245I	BACVZA	A
30E	SEAL ASSY, OIL, REAR BRNG	22452	BACVZB	3
30E	CONE ASSY FRONT EXH, INNER	22453	BACVZC	A
30E	INSULATION BLNKT REAR BRG	22454	BACVZD	0
30E	SPACER, REAR HEA ING SEAL	22455	BACVZE	A
30E	CAGE, REAR BEARING	22457	BACVZG	A
30E	BEARING, TURBINE REAR	22458	BACVZH	A
30E	SUPPORT, REAR TURBINE RBNG	2245C	BACVZJ	0
30E	WHEEL	2244I	BACWZA	A
30E	BLADE	22442	BACWZB	1
30E	SPACER	22443	BACWZC	1
30E	SHAFT	22444	BACWZD	A
30E	BOLT, TURBINE CLAMP	22445	BACWZE	1
30E	TURBINE ROTOR ASSY A-7	22446	BACWZF	A
30E	TURBINE ROTOR ASSY A-9	22447	BACWZG	A
30E	TURBINE ROTOR ASSY A-15	22448	BACWZH	A
30E	TURBINE ROTOR SYSTEM	2244C	BACWZJ	2
30E	CASING	2243I	BACXZA	1
30E	VANE ASSY, STAGE 2	22432	BACXZB	A
30E	VANE ASSY, STAGE 3	22433	BACXZC	A
30E	VANE ASSY, STAGE 4	22434	BACXZD	A
30E	CASING ASSY TURBINE VANE	2243C	BACXZJ	1
30E	VANE ASSY STAGE 1	2241A	BACZA	A
30E	SUPPORT, VANE AND SEAL	2241H	BACZB	1
30E	BAFFLE, COOLING AIR	2241C	BACZC	1
30E	CASING, INLET STUDDING	2241I	BACZZA	1
30E	SEAL, LABYRINTH, FRNT BRNG	22412	BACZZB	3

PGG095.J1R1 DATE = 08/17/76

FLIGHT SAFETY PREDICTION TECHNIQUE

000000001111111112222222223333333334444444445555555556666666667777777778
1234567890123456789012345678901234567890123456789012345678901234567890

300	RING, SPLIT SEAL	22413	BACZZC	BAC	A
300	SUPPORT, TURB FRONT BRNG	22414	BACZZD	BAC	1
300	CAGE, FRONT BRNG	22415	BACZZE	BAC	A
300	BEARING, FRONT	22416	BACZZF	BAC	A
300	ADAPTER, TURBINE COUPLING	22417	BACZZG	BAC	A
300	COUPLING TURBINE SHAFT	22418	BACZZH	BAC	A
300	CASING ASSY TURBINE INLET	22410	BACZZJ	BAC	1
300	COMBUSTION		BAD	BAC	AAAAAAAA
300	MOUNT, IGNITER FERRULE	22321	BADYZA	BAD	1
300	FERRULE, FUEL NOZZLE	22322	BADYZB	BAD	6
300	DOME	22323	BADYZC	BAD	1
300	CORRGATION	22324	BADYZD	BAD	1
300	SECTION	22325	BADYZE	BAD	1
300	TRANSITION ASSY	22326	BADYZF	BAD	1
300	TUBE, CROSSOVER	22327	BADYZG	BAD	1
300	LINER ASSY	22328	BADYZH	BAD	1
300	COMBUSTION LINER ASSY	22320	BADYZJ	BAD	2
300	CASING, OUTER	22311	BADZZA	BAD	A
300	CASING, INNER	22312	BADZZB	BAD	5
300	CASING, LINER, INNER CASING	22313	BADZZC	BAD	2
300	SHAFT, TURBINE COUPLING	22314	BADZZD	BAD	A
300	TUBE ASSY, PRESS OIL INNER	22315	BADZZE	BAD	A
300	TUBE ASSY, SCAVENGE OUTLET	22316	BADZZF	BAD	A
300	VALVE ASSY, DRAIN	22317	BADZZG	BAD	1
300	COMBUSTION SYS COMPONENTS	22310	BADZZJ	BAD	0
300	DIFFUSION		BAE	BAD	AAAAAAAA
300	CAGE, REAR COMPRESSOR BRNG	2224A	BAEWA	BAE	A
300	JET ASSY, REAR COMP BRNG	2224B	BAEWB	BAE	A
300	SEAL, ROTATING, REAR INNER	2224C	BAEWC	BAE	2
300	SEAL, REAR BEARING OUTER	2224D	BAEWD	BAE	2
300	SLEEVE, DIFFUSER, IN CASING	2224E	BAEWE	BAE	2
300	COUPLING, SHAFT	22240	BAEWG	BAE	A
300	DIFFUSER ASSY	22241	BAEWZA	BAE	2
300	VANE ASSY 14TH STAGE OUT	22242	BAEWZB	BAE	A
300	SEAL, LABYRINTH, STATOR PRI	22243	BAEWZC	BAE	2
300	SEAL, LABY, ROTATE, REAR PRI	22244	BAEWZD	BAE	2
300	SEAL, LABYRINTH STATOR SEC	22245	BAEWZE	BAE	2
300	SEAL, LABY ROTATE REAR SEC	22246	BAEWZF	BAE	2
300	FLANGE, REAR REAR SEAL	22247	BAEWZG	BAE	2
300	BEARING, BALL, REAR COMP	22248	BAEWZH	BAE	A
300	COMPRESSOR DIFFUSER	22240	BAEWZJ	BAE	2
300	COMPRESSION		BAF	BAE	AAAAAAAA
300	COMPRESSION		BAF	EKA	FAAAAAAAAA
300	WHEEL	22231	BAFXZA	BAF	A
300	BLADE	22232	BAFXZB	BAF	A
300	BLADE RETAINER	22233	BAFXZC	BAF	A
300	BOLT, TIE	22234	BAFXZD	BAF	1
300	SEAL, LABYRINTH	22235	BAFXZE	BAF	2
300	SEAL, LABYRINTH, OUTER	22236	BAFXZF	BAF	2
300	ROTOR ASSY-15	22238	BAFXZH	BAF	A

PGG095.J1R1 DATE = 08/17/76

FLIGHT SAFETY PREDICTION TECHNIQUE

000000001111111112222222223333333334444444445555555556666666667777777778
 12345678901234567890123456789012345678901234567890123456789012345678901234567890

30E COMPRESSOR ROTOR	22220	BAFXZJ	BAF	0	
30E CASE ASSY	22221	BAFYZA	BAF	1	
30E MANIFOLD ASSY 5TH STAGE	22222	BAFYZB	BAF	2	
30E MANIFOLD ASSY 5TH OFFSET	22223	BAFYZC	BAF	2	
30E MANIFOLD ASSY 10TH STAGE	22224	BAFYZD	BAF	2	
30E MANIFOLD ASSY 10TH OFFSET	22225	BAFYZE	BAF	2	
30E VANE ASSY, STATOR	22226	BAFYZF	BAF	A	
30E SEAL, COMPRESSOR AIR	22227	BAFYZG	BAF	1	
30E TUBE, DIFFUSER VENT	22228	BAFYZH	BAF	1	
30E COMPRESSOR CASE	22220	BAFYZJ	BAF	0	
30E COMPRESSOR AIR INLET		BAG	BAF		111111111
30E DUCT ASSY, ENG AIR	22BAJ	BAGAJ	BAG	2	
30E HALF RING, ENG AIR DUCT	22BAK	BAGAK	BAG	2	
30E SEAL, AIR INLET SHAFT	22BAL	BAGAL	BAG	1	
30E CLAMP, AIR DUCT	22EAM	BAGAM	BAG	1	
30E RETAINER ASSY, SHAFT SEAL	22BAN	BAGAN	BAG	1	
30E GENERATOR BLAST TUBE	22BAP	BAGAP	BAG	1	
30E SCOOP, ENGINE AIR	22BAR	BAGAR	BAG	1	
30E GUIDE VANE	22BRD	BAGBD	BAG	1	
30E AIR INLET SECTION	22BRF	BAGBZJ	BAG	0	
30E HOUSING ASSY, EXTEND SHAFT	2221A	BAGZA	BAG	2	
30E SLEEVE, OIL INLET	2221B	BAGZB	BAG	2	
30E JET ASSY FRONT COMP BRNG	2221C	BAGZC	BAG	2	
30E NOZZLE, OIL, TORQUE BRNG	2221D	BAGZD	BAG	3	
30E BEARING, ROLLER, FRONT COMP	2221E	BAGZE	BAG	A	
30E VANE ASSY, INLET	2221G	BAGZG	BAG	3	
30E BODY ASSY, CYCLONIC BREATH	2221H	BAGZH	BAG	3	
30E COVER ASSY, CYCLON BREATH	2221J	BAGZJ	BAG	3	
30E HOUSING ASSY	22211	BAGZZA	BAG	2	
30E RING, HOUSING AFT PILET	22212	BAGZZB	BAG	2	
30E RING, FWD FLANGE REPLACE	22213	BAGZZC	BAG	2	
30E INTAKE SHIELD	4941B	BAGZZH	BAG	0	
30E AIR INLET HSNG COMPONENTS	22210	BAGZZJ	BAG	0	
30E DIFFUSER LUBE		BAJ	BAE		AAAAAAAAA
30E BEARING, BALL DRIVEN GEAR	2225A	BAJVA	BAJ	A	
30E SHAFTGEAR, OIL PUMP	2225B	BAJVB	BAJ	A	
30E GEAR, IDLER, OIL PUMP	2225C	BAJVC	BAJ	A	
30E BODY ASSY	22251	BAJVZA	BAJ	1	
30E COVER	22252	BAJVZB	BAJ	0	
30E GEAR, DRIVE	22253	BAJVZC	BAJ	A	
30E RAFFLE	22254	BAJVZD	BAJ	0	
30E GEAR INTERMEDIATE	22255	BAJVZE	BAJ	A	
30E SHAFTGEAR INTERMEDIATE	22256	BAJVZF	BAJ	A	
30E BEARING, BALL INT. SHAFT GP	22257	BAJVZG	BAJ	A	
30E GEAR, DIFFUSER PUMP, DRIVEN	22258	BAJVZH	BAJ	A	
30E COMP DIFF SCAVENGE PUMP	22250	BAJVZJ	BAJ	A	
30E TURBINE LUBE		BAK	BAC		AAAAAAAAA
30E BRACKET	22AAC	BAKCC	BKA	1	
30E BODY ASSY	22461	BAKUZA	BAK	1	
30E SHAFTGEAR	22462	BAKUZB	BAK	A	

PGG095.JIR1 DATE = 08/17/76

FLIGHT SAFETY PREDICTION TECHNIQUE

0000000011111111222222223333333344444444555555556666666677777777778
 12345678901234567890123456789012345678901234567890123456789012345678901234567890

30E	GEAR, OIL PUMP DRIVE	22463	BAKUZO	BAK	A
30E	GEAR, OIL PUMP IDLER	22464	BAKUZO	BAK	A
30E	SHAFT, PUMP IDLER GEAR	22465	BAKUZE	BAK	A
30E	COVER	22466	BAKUZF	BAK	0
30E	SCREWS	22467	BAKUZO	BAK	0
30E	PUMP ASSY	22468	BAKUZH	BAK	2
30E	REAR TURBINE SCAVENGE PMP	22469	BAKUZI	BAK	0
30E	TUBE ASSY, BEARING OIL	2246A	BAKYA	BAK	A
30E	TUBE, IRBN SCAVENGE OIL RT	2246C	BAKVC	BAK	A
30E	GEARSHAFT, REAR SCV PMP DR	2246D	BAKVD	BAK	A
30E	SUPPORT ASSY, SCAVENGE PMP	2246E	BAKVE	BAK	1
30E	INSULATION BLNKT REAR PMP	2246F	BAKVF	BAK	0
30E	COUPLING PUMP DRIVE	2246H	BAKVH	BAK	A
30E	SLINGER, REAR FEARING OIL	2246B	BAKVZF	BAK	A
30E	GEAR, DRIVE PUMP	2247A	BAKYA	BAK	A
30E	SHAFTGEAR, PUMP	2247B	BAKYB	BAK	A
30E	GEAR ASSY, OIL PUMP IDLER	2247C	BAKYC	BAK	A
30E	SHAFT, PUMP IDLER GEAR	2247D	BAKYD	BAK	A
30E	PUMP ASSY	2247E	BAKYF	BAK	2
30E	HOUSING, PUMP, REAR	2247I	BAKYZA	BAK	0
30E	HOUSING, PUMP, FRONT	2247J	BAKYZB	BAK	0
30E	BODY ASSY, PUMP	2247K	BAKYZC	BAK	1
30E	SHAFTGEAR, PUMP IDLER	2247L	BAKYZD	BAK	A
30E	BRNG, BALL IDLER SHAFTGEAR	2247M	BAKYZE	BAK	A
30E	SHAFTGEAR, PUMP DRIVE	2247N	BAKYZF	BAK	A
30E	BEARING, DRIVE SHAFTGEAR	2247P	BAKYZG	BAK	A
30E	GEAR, PUMP IDLER	2247R	BAKYZH	BAK	A
30E	TURBINE FRONTSCAVENGE PMP	2247Q	BAKYZI	BAK	0
30E	ENG CONTROL/COORDINATION		BAL	BAP	AAAAA
30E	ENG CONTROL/COORDINATION		BAL	BAP	FAAAAAA
30E	ENG CONTROL/COORDINATION		BAL	BAP	F11111111
30E	COORDINATOR, CONTROL	22EAG	BALAG	BAL	A
30E	MANUAL CONTROL		BAM	BAM	K BAN AAAAAA
30E	CABLE, TENSION REGULATOR	22EAD	BAMAD	BAM	2
30E	GIMBAL RINGS	22EAE	BAMAE	BAM	A
30E	GIMBAL PINS	22EAF	BAMAF	BAM	A
30E	TRANSFER ASSY	22EAG	BAMAJ	BAM	A
30E	BEARING	22EAK	BAMAK	BAM	2
30E	ROD ENDS	22EAL	BAMAL	BAM	0
30E	PUSH-PULL ROD	22EAP	BAMAP	BAM	A
30E	CABLES	22EAG	BAMAJ	BAM	2
30E	MECHANICAL	22EAC	BAMAZJ	BAM	0
30E	AUTOMATIC CONTROL		BAN	BAL	RAM 11111111
30E	TEMPERATURE DATUM SYSTEM		BAP	BAP	AAAAA
30E	TEMPERATURE DATUM SYSTEM		BAP	BAP	FAAAAAA
30E	THERMOCOUPLE 20 EACH	22EPD	BAPDC	BAP	1
30E	CONTROL THERM ENG DISC.	22EPD	BAPDD	BAP	A
30E	AMPLIFIER, TEMP DATUM	22EPD	BAPDDA	BAP	A
30E	ENG RLY BOX/JMC BOX TEMP	22EPF	BAPDF	BAP	A
30E	DATUM AMP TO ENG HARNESS	22EPF	BAPDF	BAP	A

PGG195.JIRL DATE = 08/17/76

FLIGHT SAFETY PREDICTION TECHNIQUE

000000001111111112222222223333333334444444445555555556666666667777777778
 1234567890123456789012345678901234567890123456789012345678901234567890

30F	JUNCTION BOX	2218G	BAPBG	BAP	A
30F	TEMP DATUM AMP MOUNTS	22EBJ	BAPBJ	BAP	0
30F	PREHEAT ACTUATOR	22FLK	BAPBK	BAP	A
30F	THERMOCOUPLE HARNESS	22FEL	BAPBL	BAP	A
30E	ELECTRICAL	22FBO	BAPBJJ	BAP	0
30E	TEMP DATUM CONTROL VLV	22531	BAPXZA	BAP	A
30E	TEMP DATUM VLAVE	22532	BAPXZB	BAP	A
30E	FUEL PRESSURE WARMING		BAQ	BAM	000000000
30E	SENSING LINE XHOSE<	22527	BAQZG	BAJ	A
30F	SW ASSY,PRESS FUEL FILTER	2251F	BAQZF	BAJ	A
30F	PRESS SIGNAL ASSY	22518	BAQZZH	BAJ	A
30E	FUEL INLET CONTROL		BAR	BAJ	AAAAAAAAA
30F	FUEL INLET/CONTROL		BAR	BAJ	FAAAAAAAAAA
30E	FUEL CONTROL ACCESS	22PAD	BARAD	BAR	0
30E	FUEL SHUTOFF VALVE	2253A	BARXA	BAR	0
30E	PRESSURIZING VALVE	2253B	BARXB	BAR	A
30E	PRESS RELIEF VALVE	2253C	BARXC	BAR	1
30E	SERVO-VALVE	22530	BARXD	BAR	A
30E	MANIFOLD DRAIN VLAVE	22533	BARXZC	BAR	0
30E	FUEL HEATER DRAIN VALVE	22535	BARXZE	BAR	0
30E	PARALLELING VALVE	22536	BARXZF	BAR	1
30F	CHECK VALVE	22537	BARXZG	BAR	1
30E	FIREWALL SHUTOFF VALVE	46237	BARXZGA	BAR	1
30F	BYPASS VALVE	22538	BARXZH	BAR	1
30F	VALVES	22530	BARXZJ	BAR	0
30E	HOSE,HEATER	22521	BARYZA	BAR	A
30E	FUEL INLET HOSE	22522	BARYZB	BAR	A
30E	LOW PRESSURE XHOSE<	22523	BARYZC	BAR	A
30E	HOSE,ENGINE	22524	BARYZD	BAR	A
30E	HIGH PRESSURE XHOSE<	22525	BARYZE	BAR	A
30E	FUEL HEATER XHOSE<	22526	BARYZF	BAR	A
30E	HOSES,FUEL	22520	BARYZJ	BAR	0
30E	SENSING TIP	2251A	BARZA	BAR	A
30F	FILTER ELEMENT,HIGH PRESS	2251P	BARZB	BAR	1
30E	FUEL HEATER	2251C	BARZC	BAR	4
30E	SEAL GARGLOC	2251D	BARZD	BAR	A
30F	FUEL CONTROL	2251E	BARZE	BAR	8
30F	FILTER ELEMENT,LOW PRESS	2251G	BARZG	BAR	1
30E	PUMP,FUEL	22511	BARZZA	BAR	1
30F	FILTER ASSY,LOW PRESS	22512	BARZZB	BAR	1
30E	MANIFOLD	22513	BARZZC	BAR	A
30F	FILTER ASSY,HIGH PRESS	22514	BARZZD	BAR	1
30E	NOZZLE	22515	BARZZE	BAR	1
30E	SCREEN,FILTER	22516	BARZZF	BAR	1
30E	HEATER,STRAINER	22517	BARZZG	BAR	1
30E	FUEL SYSTEM	22510	BARZZJ	BAR	0
30E	FUEL ENRICHMENT		BAS	BAS	AC0000000
30F	FUEL ENRICHMENT SWITCH	2251F	BASBF	BAS	A
30F	FUEL ENRICHMENT VALVE	22534	BASXZD	BAS	A
30E	SWITCH,ENRICHMENT PRESS	2251H	BASZH	BAS	A

066095.J1R1 DATE = 08/17/76

FLIGHT SAFETY PREDICTION TECHNIQUE

0000000011111111222222223333333344444444555555556666666677777777778							
1234567890123456789012345678901234567890123456789012345678901234567890							
30E	REDUCTION GEARING		BAT		BAV		FAAAAAAAAA
30E	REDUCTION GEARING		BAT		BAV		FAAAAAAAAA
30E	REDUCTION GEARING		BAT		BAZ		AAAAAAAAAA
30E	REDUCTION GEARING		BAT		BGA		FAAAAAAAAA
30E	UNIT ASSY, REDUCTION GEAR	22691	BATRZA		BAT		2
30E	STRUT ASSY	22692	BATPZB		BAT		A
30E	PIN, REDUCTION GR EYE BOLT	22693	BATPZC		BAT		0
30E	BOLT, CLEVIS	22694	BATRZD		BAT		0
30E	DRAIN PLUG, MAGNETIC	22695	BATRZE		BAT		0
30E	REDUCTION GEAR SYSTEM	22696	BATRZJ		BAT		0
30E	SHAFTGEAR ASSY, SPUR, PIN	2269A	BATXA		BAT		A
30E	BEARING, PINION	2269C	BATXC		BAT		A
30E	CAGE, FRONT PINION BRNG	2269D	BATXD		BAT		A
30E	SEAL, EXT SHAFT BRNG	2269G	BATXG		BAT		2
30E	BRNG, CARRIER REAR	2269I	BATXZA		BAT		A
30E	CAGE, CARRIER REAR BRNG	2269J	BATXZB		BAT		A
30E	DIAPHRAGM	2269K	BATXZC		BAT		A
30E	GEAR ASSY, REDUCT MAIN DR	2269N	BATXZD		BAT		A
30E	BEARING	2269S	BATXZE		BAT		A
30E	GEAR, SUN	2269V	BATXZF		BAT		A
30E	HUB, SUN GEAR	22697	BATXZG		BAT		A
30E	FLANGE, HUB	2269B	BATXZH		BAT		A
30E	MAIN DIAPHRAGM DR GEARS	2269D	BATXZJ		BAT		0
30E	REDUCTION GEAR LURE		BAU		BAT		AAAAAAAAAA
30E	COVER ASSY, OIL PUMP BODY	2269A	BAUSA		BAU		0
30E	CHECK VALVE, G/B OIL PMP	2269B	BAUSB		BAU		2
30E	PUMP/FILTER ASSY PG OIL	2269I	BAUSZA		BAU		4
30E	HOUSING ASSY	2269J	BAUSZB		BAU		1
30E	FILTER ASSY	2269K	BAUSZC		BAU		1
30E	VALVE ASSY, PRESSURE RELF	2269N	BAUSZD		BAU		2
30E	SEAT, BY-PASS VLV	2269S	BAUSZE		BAU		2
30E	GUIDE CHECK VLV	2269V	BAUSZF		BAU		2
30E	RETAINER, CHECK VLV	22697	BAUSZG		BAU		2
30E	GEAR, OIL PUMP DRIVE SHAFT	2269B	BAUSZH		BAU		A
30E	GEAR, SCAVANGE PUMP PINION	2269E	BAUXF		BAU		A
30E	TORQUE METERING		BAV		BAN		FAAAAAAAAA
30E	TORQUE METERING		BAV		BAN		FAAAAAAAAA
30E	TORQUE METERING		BAV		BAX		AAAAAAAAAA
30E	NFS SIG ASSY	22671	BAVTZA		BAV		A
30E	HOUSING ASSY	22672	BAVTZB		BAV		1
30E	COVER PLATE	22673	BAVTZC		BAV		0
30E	NEG TORQUE SIG SYSTEM	2267G	BAVTZJ		BAV		0
30E	HOUSING ASSY	2266A	BAVUA		BAV		0
30E	PICKUP ASSY, TORQUEMETER	2266B	BAVUR		BAV		A
30E	TUBE, BEARING LOCK	2266C	BAVUC		BAV		A
30E	BEARING	2266E	BAVUD		BAV		A
30E	DUCT ASSY, ANTI ICE COWL	2266E	BAVUE		BAV		A
30E	TORQUEMETER ASSY A-9	2266F	BAVUF		BAV		A
30E	TORQUEMETER ASSY A-7	2266H	BAVUH		BAV		A
30E	TORQUEMETER ASSY A-15	2266J	BAVUJ		BAV		A

PGG 195.J1R1 DATE = 08/17/76

FLIGHT SAFETY PREDICTION TECHNIQUE

00000000011111111122222222233333333344444444455555555566666666677777777778	12345678901234567890123456789012345678901234567890123456789012345678901234567890				
30E MEMBER, SAFETY COUP OUTER	22661	BAVUA	BAV		A
30E SPRING, SAFETY COUPLING	22662	BAVUZB	BAV		A
30E MEMBER, SAFETY COUP INT	22663	BAVUZC	BAV		A
30E MEMBER, SAFETY COUP INNER	22664	BAVUZD	BAV		A
30E HOUSING, SAFETY COUPLING	22665	BAVUZE	BAV		O
30E SHAFT ASSY, TORQUE INNER	22666	BAVUZF	BAV		A
30E BEARING, MID	22667	BAVUZG	BAV		A
30E SHAFT, OUTER	22668	BAVUZH	BAV		A
30E TORQUE METER SYSTEM	22660	BAVUZJ	BAV		O
30E TORQUE METER INDICATED		BAW	BAW	I BAN	33333333
30E INDICATOR	2266A	BAWBA	BAW		A
30E DETECTOR PHASE RB	2266B	BAWBB	BAW		A
30E INDICATOR, INTEGRATED	2266F	BAWBE	BAW		A
30E TORQUE INDICATING SYSTEM	22660	BAWBZJ	BAW		O
30E NEGATIVE TORQUE COUPLING		BAX	BAX		AAAAAAAAA
30E SHAFT, NTS DISARMING	22667	BAXRZG	BAX		A
30E COUPLING, RING GEAR	2261A	BAXZA	BAX		A
30E GEAR, RING	2261B	BAXZB	BAX		A
30E HOUSING, FRONT	22611	BAXZZA	BAX		O
30E ROD, REVERSE TORQUE SW ACT	22613	BAXZZC	BAX		A
30E PLUNGER, NEG TORQUE IND	22614	BAXZZD	BAX		A
30E PLATE, REVERSE TORQUE IND	22615	BAXZZF	BAX		A
30E RING REVERSE TORQUE SPINE	22616	BAXZZF	BAX		A
30E COUPLING, HELICAL SPLINE	22617	BAXZZG	BAX		A
30E RING, REVERSE TORQUE IND	22618	BAXZZH	BAX		A
30E NEGATIVE TORQUE COMPONENT	2261C	BAXZZJ	BAX		O
30E TACHOMETER		BAV	BAW	I BAN	11111111
30E INDICATOR	2266A	BAYAA	BAY		A
30E GENERATOR	2266B	BAYAB	BAY		A
30E TACH SYSTEM	2266C	BAYAZJ	BAY		O
30E GEAR, TACH DRIVE TAKEOFF	22655	BAYVZE	BAY		A
30E SHAFT ASSY, TACH DRIVE	2264A	BAYWA	BAY		A
30E GEAR, TACH AND OIL PMP DR	2264B	BAYWB	BAY		A
30E GEAR, TACH DRIVE IDLER	22646	BAYWZF	BAY		A
30E BEARING	22647	BAYWZG	BAY		A
30E CAGE	22648	BAYWZH	BAY		A
30E GEAR ASSY, SPUR, TACH DRIVE	2211F	BAYZF	BAY		A
30E BEARING, TACH DRIVE, FRONT	2211G	BAYZG	BAY		A
30E BEARING, TACH DRIVE, REAR	2211H	BAYZH	BAY		A
30E PROPELLER DRIVE		BAZ	BAZ		AAAAAAAAA
30E ARM, PROP CONTROL	22696	BAZRZF	BAZ		A
30E BRACKET ASSY, PROP CONTROL	22698	BAZRZH	BAZ		A
30E CONE, INNER PROP BRAKE	2265E	BAZVE	BAZ		A
30E PROPELLER BRAKE ASSY	2264J	BAZWJ	BAZ		A
30E TUBE, CARRIER OIL	2262A	BAZYA	BAZ		A
30E CARRIER PLANET REAR	2262B	BAZYP	BAZ		A
30E GEAR AND BRNG ASSY PLANET	2262C	BAZYC	BAZ		A
30E SEAL, GARLIC PROP SHAFT	2262D	BAZYD	PAZ		1
30E NUT, SPANNER	2262E	BAZYE	BAZ		A
30E SHAFT, PROPELLER	22621	BAZYZA	BAZ		A

PG6095.JIR1 DATE = 08/17/76

FLIGHT SAFETY PREDICTION TECHNIQUE

000000001111111122222222333333334444444455555555666666667777777788
12345678901234567890123456789012345678901234567890123456789012345678901234567890

30F	PLATE, NOSE BEARING	22622	BAZYR8	BAZ	A
30F	BEARING, BALL	22623	BAZYR0	BAZ	A
30F	BEARING, ROLLER	22624	BAZYR0	BAZ	A
30F	GEAR, SPUR, SCAVENGE PMP DR	22625	BAZYRF	PAZ	A
30F	PUMP ASSY, SCAVENGE OIL	22626	BAZYRF	BAZ	A
30F	GEAR, MAIN PUMP DRIVE	22627	BAZYR0	BAZ	A
30F	FLANGE ASSY, CARRIER PII	22628	BAZYRH	BAZ	A
30F	PROP SHAFT/CARTER COMP	22620	HAZYR0	BAZ	0
30E	PROPELLER THRUST		BBA	BAA	AAAAAAAAA
30E	PROPELLER THRUST		BBA	GAA	FAAAAAAAAA
30E	PACKING, BLADE	325AA	BBAAA	BBA	4
30E	HARNESS, PROP	227FA	BBABA	BBA	1
30E	BLADE ASSY	32510	BBAZD	BBA	3
30E	SHEATH, BLADE	3251E	BBAZL	BBA	A
30E	FAIRING	3251F	BBAZF	BBA	A
30E	COVERSTOCK	3251G	BBAZG	BBA	A
30E	HOUSING	3251H	BBAZL	BBA	8
30E	RING, SPINNER RETAINER	3251N	BBAZN	BBA	A
30E	CAP	3251P	BBAZP	BBA	4
30E	SPINNER ASSY	3251Q	BBAZQ	BBA	A
30E	SPINNER FRONT SECTION	3251R	BBAZP	BBA	A
30E	BULKHEAD FRONT	3251S	BBAZS	BBA	A
30E	AFTER BODY ASSY TOP HALF	3251T	BBAZT	BBA	A
30E	AFTER BODY ASSY BOT HALF	3251U	BBAZU	BBA	A
30E	SPINNER REAR SECTION	3251V	BBAZV	BBA	A
30E	BULKHEAD, SPINNER MOUNTING	3251W	BBAZW	BBA	A
30E	BLADE MARKING	3251X	BBAZX	BBA	0
30E	PROPELLER ASSY-COMLETE	32511	BBAZZA	BBA	0
30E	RATCHET	32513	BBAZZC	BBA	A
30E	BARREL ASSY	32515	BBAZZE	BBA	8
30E	NUT, PROPELLER RETAINING	32516	BBAZZF	BBA	A
30E	GEAR, BETA	32518	BBAZZH	BBA	A
30E	PROPELLER MODEL 54H60	32510	BBAZZJ	BBA	0
30E	PROPELLER PITCH		B8R	BBA	0A555580
30E	SHAFT BETA	3251A	BBFZA	B8B	A
30E	GEAR, SPUR	3251B	BBFZB	B8B	A
30E	RING, MICRO ADJUSTING	3251C	BBFZC	BBB	A
30E	CAM ROTATING	3251Y	BBFZY	BBB	A
30E	CAM STATIONARY	3251Z	BBFZZ	BBB	A
30E	DOME AND LUG ASSY	32512	BBBZZB	BBB	8
30E	SEGMENT, BLADE GEAR	32517	BBBZZG	BBB	A
30E	PROPELLER CONTROL		BBC	BBB	AAAAAAAAA
30E	PROPELLER CONTROL		BBC	BBB	FAAAAAAAAA
30E	SLEEVE	32522	BBCVZR	BBD	A
30E	SPEED BIAS	3252A	BBCYA	BBC	A
30E	SPEED BIAS BRAKE LEVER	3252R	BBCYR	BBC	8
30E	VALVE HOUSING ASSY	32525	BBCYZE	BBC	8
30E	LEVER ASSY	32526	BBCYZF	BBC	A
30E	CONTROLS COMPONENTS	22520	BBCYZJ	BBC	0
30E	LOW PITCH STOPPING		BBD	BBC	AAAAAAAAA

PGG95.J1R1 DATE = 08/17/76

FLIGHT SAFETY PREDICTION TECHNIQUE

000000001111111122222222333333334444444455555555666666667777777778
 12345678901234567890123456789012345678901234567890123456789012345678901234567890

30E	LOW PITCH STOP ASSY	32551	BBDVZA	BBD	B	
30E	TUBE	32553	BBDVZC	BBD	A	
30E	SPRING HELICAL	32554	BBDVZD	BBD	A	
30E	SHAFT ASSY	32555	BBDVZF	BBD	A	
30E	LEVER	32556	BBDVZF	BBD	A	
30E	STOP	32557	BBDVZG	BBD	A	
30E	LOW PITCH STOP	32550	BBDVZJ	BBD	0	
30E	NEGATIVE TORQUE CONTROL		BBE	BBC		AAAAAAAAA
30E	SECTOR, CAM ASSY, NTS	22674	BBETZD	BBE	A	
30E	SHAFT ASSY NTS DISARM	22675	BBETZF	BBE	A	
30E	SHAFT ASSY NTS	22676	BBETZF	BBE	A	
30E	LEVER, NTS DISARMING	22677	BBETZG	BBE	A	
30E	NTS TORQUE RETAINER	32541	BBEWZA	BBE	A	
30E	DRIVE BRACKET ASSY	32542	BBEWZB	BBE	A	
30E	PROPELLER CONTROLS	32540	BBEWZJ	BBE	0	
30E	BRACKET AND NTS LEVER	3252Y	BBEYY	BBE	A	
30E	SWITCH, NTS	32527	BBEYZG	BBE	A	
30E	PITCH LOCK REGULATION		BBF	BBC		AAAAAAAAA
30E	PITCH LOCK REG ASSY	32561	BBFUZA	BBF	B	
30E	WEIGHT	32562	BBFUZB	BBF	A	
30E	SLEEVE EXTENSION	32563	BBFUZC	BBF	A	
30E	PISTON	32564	BBFUZD	BBF	A	
30E	COVER	32565	BBFUZE	BBF	0	
30E	HOUSING, VALVE	32566	BBFUZF	BBF	A	
30E	RING KEYED	32567	BBFUZG	BBF	A	
30E	PITCH LOCK REGULATOR	32560	BBFUZJ	BBF	0	
30E	PLUNGER, PITCH LOCK	3251M	BBFZM	BBF	A	
30E	PROPELLER FEATHERING		BBG	BBG	T	F0AAAAAAAA0
30E	PROPELLER FEATHERING		BBG	BBGM	K BEA	AAAAAAAAAA
30E	PROP. FEATHR. FLAME BUT K		BBGM	B	T	088888840
30E	ELECTRIC AUX HYD PUMP	9952A	BBGXA	BBG	A	
30E	FEATHER SWITCH	3253K	BBGXK	BBG	A	
30E	VALVE, FEATHERING	3252R	BBGYZH	BBG	A	
30E	LOCK-FEATHER	32514	BBGZZD	BBG	A	
30E	SYNCHROPHASING		BBH	BBH		AAAAAAAAA
30E	BRUSH BLOCK	3253C	BBHXC	BBH	A	
30E	HOUSING	3253E	BBHXE	BBH	2	
30E	SYNCHROPHASER ASSY	3253C	BBHXG	BBH	A	
30E	PANEL POWER SUPPLY	3253H	BBHXH	BBH	A	
30E	PHASE AND TRIM CONTROL	3253J	BBHXJ	BBH	A	
30E	PULSE GENERATOR	3253M	BBHXM	BBH	A	
30E	CHASSIS ASSY	3253N	BBHXN	BBH	A	
30E	PANEL-SPEED DERIVATIVE	3253P	BBHXP	BBH	A	
30E	PANEL-TRANS AMP	3253Q	BBHXQ	BBH	A	
30E	PANEL-DOUBLE SYN	3253R	BBHXR	BBH	A	
30E	PANEL-SAWTOOTH	3253S	BBHXS	BBH	A	
30E	BRUSH HOUSING	32531	BBHXZA	BBH	A	
30E	MOTOR, AUXILIARY	32533	BBHXZC	BBH	A	
30E	HOUSING AND COIL ASSY	32534	BBHXZD	BBH	A	
30E	INDICATOR ASSY	32535	BBHXZF	BBH	A	

PGG095.JIRI DATE = 08/17/76

FLIGHT SAFETY PREDICTION TECHNIQUE

00000000111111112222222222333333333344444444445555555555666666666677777777778
 12345678901234567890123456789012345678901234567890123456789012345678901234567890

30E HARNESS ASSY	32536	BRHXZF	BBH	1	
30E FLEC CONTROL COMPONENTS	32530	BBHXZJ	BBH	0	
30E HYDRAULIC FLUID SUPPLY		BRJ	BBK		AAAAAAAAAA
30E SCAVANGE PUMP	9952A	BBJYA	BBJ	1	
30E AUXILIARY SCAVANGE PUMP	9952B	BRJYH	BBJ	1	
30E HYDRAULIC PRESSURE		BRK	BBB		AAAAAAAAAA
30E COVER,PUMP HOUSING	3252P	BRKYR	BBK	0	
30E PLATE	3252C	BRKYC	BBK	0	
30E MAIN PUMP	9952C	BBKYCA	BBK	1	
30E PLUG,MAGNETIC	3252D	BRKYD	BBK	0	
30E STRY PUMP	9952D	BRKYDB	BBK	1	
30E PUMP HOUSING ASSY	3252E	BRKYE	BBK	8	
30E VALVE,SUMP RELIEF	3252F	BRKYG	BBK	2	
30E PLATE,INDEX	3252J	BRKYJ	BBK	0	
30E SLEEVE AND BEARING ASSY	3252K	BRKYK	BBK	A	
30E SHAFT,BETA	3252L	BRKYL	BBK	A	
30E SHAFT,ALPHA	3252M	BRKYM	BBK	A	
30E FILTER ASSY	3252N	BRKYN	BBK	1	
30E GEAR AND SLEEVE ASSY	3252Q	BRKYQ	BBK	A	
30E BRUSH ASSY	3252S	BRKYS	BBK	A	
30E CONNECTOR-RECEPTICLE	3252T	BRKYT	BBK	A	
30E RETAINER,TORQUE	3252U	BRKYU	BBK	A	
30E SLEEVE,ROTATING	3252V	BRKYV	BBK	A	
30E SLEEVE,STATIONARY	3252W	BRKYW	BBK	A	
30E GEAR ASSY DIFFERENTIAL	3252X	BRKYX	BBK	A	
30E SWITCH ASSY PRES CUTOFF	3252Y	BRKYZ	BBK	A	
30E CONTROL ASSY	32521	BRKYZA	BBK	A	
30E PLUNGER AND ROLLER ASSY	32522	BRKYZB	BBK	A	
30E COVER-VALVE ASSY	32523	BRKYZC	BBK	0	
30E COVER-ACCESS	32524	BRKYZD	BBK	0	
30E PROPELLER ANTI ICE-DRICE		BBM	BBB	A	002838800
30E DE-ICER,CONTACT RING ASSY	32538	BRMXZH	BBM	A	
30E ELEMENT HEATER	4151G	BRMZG	BBB	A	
30E SLIP RING BLADE	3251H	BRMZH	BBM	A	
30E CONTROL PANEL	4151I	BRMZZA	BBM	A	
30E TRANSFORMER	4151J	BRMZZB	BBM	A	
30E RELAY	4151K	BRMZZC	BBM	A	
30E TIMER	4151L	BRMZZE	BBM	A	
30E BOOT-BLADE	4151M	BRMZZF	BBM	A	
30E PROPELLER LOW OIL WARNING		BBN	BBB	I BAZ	AAAAAAAAAA
30E LOW OIL WARNING LIGHT	44281	BBNSZA	BBN	1	
30E LOW OIL QUANTITY LIGHT	44271	BBNTZA	BBN	1	
30E FUEL FEED		BBA	BBB		AAAAAAAAAA
30E FUEL FEED		BBC	BBB		0AAAAAAAA0
30E FULL FEED		BBD	BBB		FAC0000000
30E SHUTOFF-VALVE	46233	BBCXZC	BBA	1	
30E MAIN TANKS FUEL TRANSFER		BBC	BBA	BCK	000011111
30E MAIN TANKS FUEL TRANSFER		BBD	BBA	K BCC	AAAAAAAAAA
30E SWITCH,SCAV FLOW	46240	BBCWD	BBC	3	
30E BOOST PUMP SWITCH	46241	BBCWZA	BBC	8	

PG0095.J1R1 DATE = 08/17/76

FLIGHT SAFETY PREDICTION TECHNIQUE

0000000011111111222222223333333344444444555555556666666677777777778
 1234567890123456789012345678901234567890123456789012345678901234567890

30E	SWING.CH.VLV %FLAPPER<	46231	BCRXZA	BCA	3	
30E	PERCOLATOR %DUCTOR<	4611A	BCBZA	BCA	0	
30E	FITTING AND ATTACHMENTS	4611B	BCBZB	BCB	1	
30E	FILLER CAP	46111	BCBZZA	BCB	0	
30E	MAIN TANK RST PMP	46211	BCBZZAA	BCA	8	
30E	SURGE BOX	46113	BCBZZC	BCB	5	
30E	PLATE	46114	BCBZZD	BCB	0	
30E	DOOR	46115	BCBZZE	BCB	0	
30E	SCAVANGER PUMP	46215	BCBZZEE	BCB	3	
30E	RAFFLE	46116	BCBZZF	BCB	0	
30E	PANEL	46117	BCBZZG	BCB	0	
30E	INTEGRAL&MAIN TANK	46110	BCBZZJ	BCB	0	
30E	EXT AND AUX XFFED TRANSFER		BCC	BCA		BCB 11110000
30E	CROSSFEED VALVE SFL SW	46242	BCCWZB	BCC	A	
30E	CROSSFEED PRIMER SW	46247	BCCWZG	BCC	A	
30E	CROSSFEED PRIMER VALVE	46232	BCCXZB	BCC	1	
30E	CROSSFEED VALVE L OR M	46236	BCCXZF	BCC	A	
30E	CROSSFEED VALVE L OR M	46236	BCCXZF	BCC	A	
30E	CROSSFEED VALVE T OR K	46236	BCCXZFA	BCC	1	
30E	CROSSFEED VALVE W	46236	BCCXZFB	BCC	1	
30E	CROSSFEED MANIFOLD	46221	BCCYZA	BCC	A	
30E	SAME-SIDE TRANSFER AUX/ENT		BCC	BCG		111111111
30E	EXTERNAL TANK SAME SIDE		BCE	BCD		111100000
30E	BOOST PMP SWITCH 2FA	46241	BCFWZA	BCE	1	
30E	TAIL ASSY	4613A	BCEXA	BCE	1	
30E	PYLON TANK ASSY	4613B	BCEXB	BCE	1	
30E	MOTOR BRACKET	4613C	BCFXD	BCE	0	
30E	PYLON ASSY	46131	BCEXZA	BCE	1	
30E	FILLER CAP,PYLON	46132	BCFXZB	BCE	0	
30E	ADAPTER	46133	BCFXZC	BCE	1	
30E	STRUCTURE	46134	BCFXZD	BCE	1	
30E	NOSE CONE	46135	BCFXZE	BCE	1	
30E	TAIL CONE	46136	BCFXZF	BCE	1	
30E	SHACKLE/ATTACH FITTINGS	46137	BCFXZG	BCE	1	
30E	SWAY BRACE	46138	BCFXZH	BCE	1	
30E	EXTERNAL TANK VALVE	46238	BCFXZHA	BCE	A	
30E	EXT PYLON< TANK	46130	BCFXZJ	BCE	0	
30E	PYLON TANK BOOST PMP 2 FA	46213	BCZZC	BCE	1	
30E	AUXILIARY TANK SAME SIDE		BCF	BCD		001100000
30E	BOOST PUMP SWITCH	46241	BCFWZA	BCF	A	
30E	FLANGE	4612A	BCFYA	BCF	1	
30E	FITTINGS AND ATTACHMENTS	4612B	BCFYB	BCF	1	
30E	CELL BLADDER LT O/R	4612C	BCFYC	BCF	2	
30E	CELL BLADDER LT CENTER	4612D	BCFYD	BCF	2	
30E	CELL BLADDER LT IS	4612E	BCFYE	BCF	2	
30E	CELL BLADDER RT OB	4612F	BCFYF	BCF	2	
30E	CELL BLADDER RT CENTER	4612G	BCFYG	BCF	2	
30E	CELL BLADDER RT I/R	4612H	BCFYH	BCF	2	
30E	FILLER CAP	46121	BCFYZA	BCF	0	
30E	DOOR	46123	BCFYZC	BCF	0	

PGGH5.J101 DATE = 08/17/76

FLIGHT SAFETY PREDICTION TECHNIQUE

00000000111111112222222233333333444444445555555566666666777777778
1234567890123456789012345678901234567890123456789012345678901234567890

30F ANCHOR	46124	BCFYZD	BCF	0
30F AUX TANK	46120	BCFYZJ	BCF	0
30F AUX TANK BOOST PMP	46212	BCFZZH	BCF	A
30F OPP-SIDE TRANSFER AUX-EX7T		BCG	BCG	K BCG AAAAAAAAA
30E CROSSFEED SEPARATION SW	46248	BCGWZH	BCG	A
30E CROSSFEED SEPARATION VLV	46238	BCGXH	BCG	A
30F EXTERNAL TANK OPP SIDE		BCH	BCG	111100000
30E BOOST PMP SWITCH	46241	BCHWZA	BCH	A
30F TAIL ASSY	4612A	BCHXA	BCH	1
30E PYLON TANK ASSY	46138	BCHXB	BCH	1
30E MOTOR BRACKET	4613D	BCHXD	BCH	1
30E PYLON ASSY	46131	BCHXZA	BCH	1
30E FILLER CAP,PYLON	46132	BCHXZB	BCH	0
30E ADAPTER	46133	BCHXZC	BCH	1
30E STRUCTURE	46134	BCHXZD	BCH	1
30E NOSE CONE	46135	BCHXZF	BCH	1
30E TAIL CONE	46136	BCHXZF	BCH	1
30E SHACKLE/ATTACH FITTINGS	46137	BCHXZG	BCH	1
30E SWAY BRACE	46138	BCHXZH	BCH	1
30E EXTERNAL TANK VALVE	46238	BCHXZHA	BCH	A
30E EXT 3PYLON< TANK	46130	BCHXZJ	BCH	0
30E PYLON TANK BOOST PMP 2EA	46213	BCHZZC	BCH	1
30E AUXILIARY TANK OPP SIDE		BCJ	BCG	001100000
30E BOOST PUMP SWITCH	46241	BCJWZA	BCJ	A
30E FLANGE	4612A	BCJYA	BCJ	1
30E FITTINGS AND ATTACHMENTS	4612E	BCJYB	BCJ	1
30E CELL BLADDER LT O/B	4612C	BCJYC	BCJ	2
30E CELL BLADDER LT CENTER	4612D	BCJYD	BCJ	2
30E CELL BLADDER LT IR	4612E	BCJYE	BCJ	2
30E CELL BLADDER RT OB	4612F	BCJYF	BCJ	2
30E CELL BLADDER RT CENTER	4612G	BCJYG	BCJ	2
30E CELL BLADDER RT I/B	4612H	BCJYH	BCJ	2
30E FILLER CAP	46121	BCJYZA	BCJ	0
30E DOOR	46123	BCJYZC	BCJ	0
30E ANCHOR	46124	BCJYZD	BCJ	0
30E AUX TANK	46120	BCJYZJ	BCJ	0
30E AUX TANK BOOST PMP	46212	BCJZZH	BCJ	A
30E MAIN TANKS XFEED TRANSFER		BCK	BCA	K BCB 0000AAAAA
30F CROSSFEED VALVE SEL SW	46242	BCKWZB	BCK	A
30E CROSSFEED PRIMER SW	46247	BCKWZG	BCK	0
30E CROSSFEED PRIMER VALVE	46232	BCKXZB	BCK	0
30E CROSSFEED MANIFOLD	46221	BCKYZA	BCK	A
30E SAME-SIDE MAIN TANKS		BCL	BCK	111111111
30E SW. SCAV FLOW	4624D	BCLWD	BCL	3
30E BOOST PMP SW.	46241	BCLWZA	BCL	8
30E CROSSFEED VALVE	46230	BCLXZF	BCL	A
30E PERCOLATOR	4611A	BCLZA	BCL	0
30E FITTING AND ATTACHMENTS	4611B	BCLZB	BCL	1
30E FILLER CAP	46111	BCLZZA	BCL	0
30E MAIN TANK BST PMP	46211	BCLZZAA	BCL	8

PG095.J1R1 DATE = 08/17/76

FLIGHT SAFETY PREDICTION TECHNIQUE

0000000011111111112222222223333333334444444445555555556666666667777777778
 1234567890123456789012345678901234567890123456789012345678901234567890

30F SURGE BOX	46113	BCLZZC	BCL	5	
30E PLATE	46114	BCLZZD	BCL	0	
30F DOOR	46115	BCLZZE	BCL	0	
30F SCAV PMP	46215	BCLZZEA	BCL	3	
30E BAFFLE	46116	BCLZZF	BCL	0	
30F PANEL	46117	BCLZZG	BCL	0	
30E INTEGRAL MAIN TANK	46110	BCLZZJ	BCL	0	
30E OPP-SIDE MAIN TANKS		BCM	BCM		111111111
30E SW., SCAV FLOW	46240	BCMWD	BCM	1	
30E BOOST PMP SW.	46241	BCMWZA	BCM	1	
30E CROSSFEED SEPARATION SW	46248	BCMWZH	BCM	A	
30E CROSSFEED SEPARATION VLV	46238	BCMXB	BCM	A	
30E CROSSFEED VLV	46236	BCMZF	BCM	1	
30E PERCOLATOR	4611A	BCMZA	BCM	0	
30E FITTING AND ATTACHMENTS	4611B	BCMZB	BCM	1	
30E FILLER CAP	46111	BCMZZA	BCM	0	
30E MAIN TANK BOOST PMP	46211	BCMZZAA	BCM	1	
30F SURGE BOX	46113	BCMZZC	BCM	5	
30E PLATE	46114	BCMZZD	BCM	0	
30F DOOR	46115	BCMZZE	BCM	0	
30E SCAV PMP	46215	BCMZZEA	BCM	1	
30E BAFFLE	46116	BCMZZF	BCM	0	
30F PANEL	46117	BCMZZG	BCM	0	
30E INTEGRAL MAIN TANK	46110	BCMZZJ	BCM	0	
30E FUEL DUMP		BCN	FF		0AAAAAAAA
30E DUMP VALVE SWITCH	46243	BCNWC	BCN	1	
30E JETTISON VALVE	46230	BCNXD	BCN	1	
30E JETTISON NOZZLE	46531	BCNXZA	BCN	1	
30E JETTISON SCREEN	46532	BCNXZB	BCN	1	
30E JETTISON MAST	46530	BCNXZJ	BCN	1	
30E SHUT OFF VALVE	46511	BCNZZA	BCN	1	
30E DUMP PUMP REACH OF 4<	46214	BCNZZD	BCN	1	
30E GAS TURBINE COMP FUEL		BCP	BLC		A00000000
30E TC FUEL SHUTOFF VLV SW	4624A	BCPWA	BCP	A	
30E SHUTOFF VALVE, GTC	4623C	BCPXC	BCP	A	
30E BOOST GTC	46218	BCPZZH	BCP	A	
30E FUEL STATUS		BCQ	EAL	1	BCA 111111111
30E INDICATOR, TEST SWITCH	46244	BCQWZD	BCQ	0	
30E INTEGRAL TEST SWITCH	46245	BCQWZE	BCQ	0	
30E AUXILIARY TEST SWITCH	46246	BCQWZF	BCQ	0	
30E FUEL FLOW/PRESSURE		BCR	BCR		222222222
30E PYLON TANK PRESS SW	4624C	BCRWC	BCR	1	
30E SIGNAL ASSY, FUEL PRESS SW	4624E	BCRWE	BCR	2	
30E INDICATOR, FUEL FLOW	46611	BCRZZA	BCR	2	
30E INDICATOR, TOTALIZER	46612	BCRZZB	BCR	2	
30E POWER SUPPLY PS-7	46613	BCRZZC	BCR	A	
30E TRANSMITTER, FUEL FLOW	46614	BCRZZD	BCR	2	
30E INDICATOR, FUEL PRESSURE	46615	BCRZZE	BCR	2	
30E TRANSMITTER, FUEL PRESS	46616	BCRZZF	BCR	2	
30E FUEL QUANTITY		BCS	BCQ		222222222

PGG095.J1R1 DATE = 08/17/76

FLIGHT SAFETY PREDICTION TECHNIQUE

00000000111111111122222222233333333344444444555555556666666677777777778
12345678901234567890123456789012345678901234567890123456789012345678901234567890

30E	INDICATOR, FUEL QUANTITY	46621	BCSYZA	BCS	2	
30E	TANK UNIT, FUEL PROBE	46622	BCSYZB	BCS	2	
30E	COMPENSATOR UNIT, FUEL QTY	46623	BCSYZC	BCS	2	
30E	RELAY, TOTALIZER, FUEL QTY	46624	BCSYZD	BCS	2	
30E	TOTALIZER, FUEL QTY	46625	BCSYZE	BCS	2	
30E	IND. TOTALIZER, FUEL QTY	46626	BCSYZF	BCS	2	
30E	POWER UNIT, FUEL QTY	46627	BCSYZG	BCS	2	
30E	SINGLE POINT REFUEL/OBFUEL		SCF	BCA		00000000
30E	FILL SWITCH	46351	BCTVZA	BCT	A	
30E	MASTER SELECTOR SWITCH	46352	BCTVZB	BCT	A	
30E	AUXILIARY FILL SWITCH	46353	BCTVZC	BCT	A	
30E	GROUND TRANSFER SWITCH	46354	BCTVZD	BCT	A	
30E	SPR PANEL	46343	BCTWZC	BCT	A	
30E	REFUELING ADAPTER	46331	BCTXZA	BCT	A	
30E	DRAIN VALVE PUGG-TYPE	46234	BCTXZF	BCT	1	
30E	REFUELING DRAIN/TRANS PMP	46221	BCTYZA	BCT	A	
30E	REFUELING MANIFOLD	46222	BCTYZB	BCT	A	
30E	IND FUEL QTY SPR PANEL	46228	BCTYZH	BCT	A	
30E	DUAL LEVEL CTRL VALVE	46314	BCTYZZC	BCT	A	
30E	DUAL FLOAT	46315	BCTYZZE	BCT	2	
30E	SHUTOFF VALVE	46311	BCTZZA	BCT	A	
30E	OVERBOARD DRAIN VALVE	46513	BCTZZC	BCT	1	
30E	REFUELING PUMP	46216	BCTZZG	BCT	A	
30E	GROUND TRANSFER VLV	46316	BCTZZGA	BCT	A	
30E	TANK VENTING		BCU	BCA		11111111
30E	OUTBRD VENT VALVE	46411	BCUZZA	BCU	1	
30E	INBRD VENT VALVE	46412	BCUZZB	BCU	1	
30E	PRESSURE RELIEF VALVE	46413	BCUZZC	BCU	1	
30E	CHECK VALVE	46414	BCUZZD	BCU	1	
30E	ENGINE START		BDA	BAT		A0000000
30E	STARTER AIR RESCH	22FAT	22FAB	BDAAB	BDA	A
30E	DUCT, BLEED AIR	22FAG		BDAAG	BDA	A
30E	AIR CONNECTION	22FAJ		BDAAJ	BDA	A
30E	EXDUCER CAP	22FAP		BDAAP	BDA	A
30E	MAGNETIC DRAIN PLUG	22FAQ		BDAAQ	BDA	0
30E	SEAL, GAPLOC	22FAS		BDAAS	BDA	1
30E	STARTER STU-1A	22FAA	22FAT	BDAAT	BDA	A
30E	STARTERS	22FAQ		BDAAZJ	BDA	0
30E	FLANGE, STARTER SHFT BRNG	2265D		BDAVD	BDA	A
30E	SHAFT, STARTER	2265G		BDAVG	BDA	A
30E	GEAR, SPUR, STARTER	2265J		BDAVJ	BDA	A
30E	SEAL, SIMPLEX, STRT DRIVE	2264H		BDAWH	BDA	2
30E	FUEL SHUTOFF VALVE	2253A		BDRXA	BDD	A
30E	HANDLE-FIRE EMER CONTROL	49111		BDBZZA	BDD	1
30E	STARTER CONTROL			BDC	BAR	FAAAAAAAAA
30E	STARTER CONTROL			BDC	BDA	AAAAAAAAAA
30E	STARTER CONTROL			BDC	BFA	FAAAAAAAAA
30E	SENSING LINE	22FAC		BDCAC	BDC	A
30E	VALVE, STARTER CTRL	22FAL	22FAD	BDCAD	BDC	A
30E	CHECK VALVE	22FAE		BDCAF	BDC	2

PGG095.J1R1 DATE = 08/17/76

FLIGHT SAFETY PREDICTION TECHNIQUE

000000001111111122222222333333334444444455555555666666667777777788
12345678901234567890123456789012345678901234567890123456789012345678901234567890

30E CONTROL VALVE	22FAF	BDCAF	BDC	A
30E STARTER CONT VALVE FILTER	22FAH	BDCAH	BDC	2
30E VALVE, STARTER CTRL	22FAM	BDCAL	BDC	A
30E VALVE, STARTER CTRL	22FAD	BDCAM	BDC	A
30E STARTER SWITCH	22FAR	BDCAR	BFC	A
30E FIRE EMER CONTROL		BDD	BFG	X
30E FIRE EMER CONTROL		BDD	BDC	AAAAAAAAA
30E FIRE EMER SWITCH	22FBR	BDDBR	BDD	AAAAAAAAA
30E ENGINE LUBE		BEA	BAC	027777710
30E STARTER HS MB-9	22FAR 22FAA	BEAAA	BDA	A
30E ACCESS, FWD PNL ASSY	22FAC	BEAAC	REA	0
30E ENGINE OIL SYSTEM	22130	BFAXZJ	BEA	0
30E LUBE SUPPLY		BEF	BEA	AAAAAAAAA
30E LUBE SUPPLY		BEF	BEF	FAAAAAAAAAA
30E VALVE, TANK	2213C	BEFXC	BEF	A
30E SCUPPER	2213F	BEFXF	BEF	1
30E HOSE ASSY	2213L	BEFXL	BEF	1
30E OIL TANK ASSY	2213I	BEFXZA	BEF	1
30E TANK BODY	2213Z	BEFXZB	BEF	1
30E DOOR	22133	BEFXZC	BEF	0
30E SUMP	22134	BEFXZD	BEF	0
30E FILTER ASSY	22136	BEFXZF	BEF	1
30E DIPSTICK	22137	BEFXZG	BEF	0
30E LUBE COOLING		BEC	BEA	AAAAAAAAA
30E LUBE COOLING		BEC	BEG	FAAAAAAAAAA
30E DUCT, OIL COOLER	22BA4	BEC4A	BEC	1
30E PANEL ASSY, OIL COOLER	22BA8	BEC4B	BEC	0
30E PANEL ASSY, OIL COOL AFT	22BAE	BEC4F	BEC	0
30E FLAP ASSY, OIL COOLER	22BAF	BEC4F	BEC	8
30E MAST ASSY, NACELLE DRAIN	22BAG	BEC4G	BEC	0
30E RETAINER, OIL COOLER FLAP	22BAH	BEC4H	BEC	2
30E OIL TEMP HARNESS	22B8C	BEC8C	BEC	1
30E COOLER REGULATOR	22155	BECVZE	BEC	A
30E HINGE BEARING	22144	BECWA	BEC	3
30E FLAP ACTUATOR, MOTOR	22148	BECWB	BEC	A
30E OIL COOLER HAIL DEFLECTOR	2214C	BECWC	BEC	1
30E COOLER ASSY	22141	BECWZA	BEC	2
30E FLAP ACTUATOR	22144	BECWZD	BEC	A
30E THERMOSTAT	22145	BECWZF	BEC	A
30E OIL COOLER COMPONENTS	22140	BECWZJ	BEC	0
30E LUBE PRESSURE		BEU	BEA	AAAAAAAAA
30E LUBE PRESSURE		BEU	BEH	FAAAAAAAAAA
30E HOSE, REDUCTION GEAR INLET	22161	BEDUZA	BED	5
30E HOSE, REDUCT GEAR OUTLET	22162	BEDUZB	BED	6
30E HOSE ASSY, OIL	22160	BEDUZJ	BED	0
30E BYPASS, OIL VALVE<	22151	BEDVZA	BED	2
30E REGULATING VALVE<	22152	BEDVZB	BED	2
30E TANK PRESSURIZING VALVE<	22153	BEDVZC	BED	2
30E OIL SHUTOFF VALVE<	22154	BEDVZD	BED	A
30E RELIEF, OIL VALVE<	22156	BEDVZG	BED	2

PGG095.J1R1 DATE = 08/17/76

FLIGHT SAFETY PREDICTION TECHNIQUE

00000000111111112222222233333333444444445555555566666666777777778
 1234567890123456789012345678901234567890123456789012345678901234567890

30E	PRESSURE VALVE	22157	BEDVZH	BEU	2	
30E	VALVES, OIL SYSTEM	22150	BEDVZJ	BEU	0	
30E	GEAR, TACH AND OIL PMP DR	22648	BEDWB	BEU	A	
30E	GEAR, PUMP DRIVE IDLER	22640	BEDWC	BEU	A	
30E	JOURNAL, IDLER GEAR	22640	BEDWD	BEU	A	
30E	SHAFT, OIL PUMP DRIVE	2264F	BEDWE	BEU	A	
30E	VALVE ASSY, OIL PRESS RLF	2264F	BEDWF	BEU	2	
30E	BODY ASSY PRESSURE PUMP	22122	BEDYZH	BEU	1	
30E	PLATE, OIL PUMP SEPERATING	22123	BEDYZC	BEU	1	
30E	SHAFT GEAR, OIL PUMP DRIVE	22124	BEDYZD	BEU	A	
30E	GEAR, PRESSURE DRIVER	22125	BEDYZF	BEU	A	
30E	GEAR, PUMP IDLER	22126	BEDYZF	BEU	A	
30E	VALVE ASSY, PRESSURE RLF	22127	BEDYZG	BEU	2	
30E	CHECK VALVE, P/S OIL PUMP	22128	BEDYZH	BEU	2	
30E	OIL PUMP ASSY	22120	BEDYZJ	BEU	0	
30E	PLUG, OIL PRESSURE REDUCE	2211V	BEDZV	BEU	1	
30E	SHAFT, OIL PUMP DRIVE	22118	BEDZZH	BEU	A	
30E	OIL SCAVENGE		BEU	BEA		AAAAA
30E	EXTERNAL SCAVENGE PUMP	2212B	BEEYB	BEU	A	
30E	BODY ASSY, SCAVENGE PUMP	22121	BEEYZA	BEU	1	
30E	VALVE, SCAVENGE PRESS RLF	2211U	BEEZU	BEU	2	
30E	OIL QUANTITY MEASUREMENT		BEU	RAM	I BEB	33333333
30E	INDICATOR-QUANTITY	2200A	BEEGA	BEU	A	
30E	TRANSMITTER, QUANTITY	2200B	BEEGB	BEU	A	
30E	OIL QUANTITY INDICATION	22000	BEEGZJ	BEU	0	
30E	OIL TEMP MEASUREMENT		BEU	RAM	I BEC	33333333
30E	INDICATOR	220EA	BEEGA	BEU	A	
30E	BULB, TEMP	220FF	BEEGB	BEU	A	
30E	OIL TEMP INDICATION	220ED	BEEFZJ	BEU	0	
30E	OIL PRESSURE MEASUREMENT		BEU	RAA	I BED	33333333
30E	INDICATOR, OIL PRESS	220DA	BEHDA	BEU	A	
30E	TRANSMITTER, ENG OIL PRESS	220DB	BEHDB	BEU	A	
30E	FUSE, OIL PRESS	220DD	BEHDD	BEU	A	
30E	TRANS-GEAR BOX, OIL PRESS	220DE	BEHDE	BEU	A	
30E	PRESSURE INDICATING SYS	220DD	BEHDEJ	BEU	0	
30E	OIL COOLER FLAP POSITION		BEJ	BEU		55555555
30E	INDICATOR	220FA	BEJFA	BEU	A	
30E	TRANSMITTER	220FB	BEJFB	BEU	A	
30E	OIL COOL DOOR POSIT IND.	220FG	BEJFZJ	BEU	0	
30E	IGNITION		BEA	BAD	T	AAAAA
30E	IGNITER PLUG	220AB	BFAAB	BEA	B	
30E	IGNITER RELAY	220AC	BFAAC	BEA	A	
30E	DISTRIBUTION BOX	220AD	BFAAD	BEA	2	
30E	HARNESS, ELECTRICAL	220PH	BFABH	BEA	4	
30E	FORMING STRIP	220BJ	BFABJ	BEA	2	
30E	IGNITION HARNESS	220BK	BFABK	BEA	4	
30E	IGNITION TERMINAL	220BL	BFABL	BEA	2	
30E	HARNESS AND ELECTRICAL	220BO	BFABZJ	BEA	0	
30E	IGNITION EXCITATION		BEA	BEA		AAAAA
30E	EXCITER	220AA	BFBAA	BEA	A	

PGG095.JIR1 DATE = 08/17/76

FLIGHT SAFETY PREDICTION TECHNIQUE

0000000011111111112222222222333333333344444444445555555555666666666677777777778
12345678901234567890123456789012345678901234567890123456789012345678901234567890

30E	SPEED SENS/IGNITION CNTRL		BFC	BAS	FAAAAAAAAA
30E	SPEED SENS/IGNITION CNTRL		BFC	BFR	AAAAAAAAA
30E	CONTROL, SPEED SENSITIVE	22FBA	BFCBA	PFC	A
30E	RELAY BOX	22FBE	BFCBE	BFC	A
30E	SW LOW SPEED GND IDLE	22ERG	BFCBG	BFC	A
30E	SOLENOID, LOW SP GND IDLE	22FRH	BFCBH	BFC	A
30E	ACCESSORY DRIVE # 1		BGA	UAM	AAAAAAAAA
30E	ACCESSORY DRIVE 1		BGA	UHPF	AAAAAAAAA
30E	SHAFT ASSY ALTERNATOR DR	2265A	BGAVA	BGA	A
30E	GEAR, SPUR, HYD PUMP IDLER	2265B	BGAVB	BGA	A
30E	GEAR, SPUR, ALTER DRIVE	2265C	BGAVC	BGA	A
30E	DIAPHRAGM INNER REAR CASE	2265I	BGAVZA	BGA	2
30E	CAGE BEARING	2265J	BGAVZB	BGA	2
30E	BEARING	2265K	BGAVZC	BGA	A
30E	SHAFT ASSY HYD PUMP DRIVE	2265L	BGAVZD	BGA	A
30E	GEAR SPUR, HYD PUMP DRIVE	2265M	BGAVZE	BGA	A
30E	GEAR SPUR, HYD PUMP IDLER	2265N	BGAVZF	BGA	A
30E	GEAR SPUR, MAIN IDLER	2265O	BGAVZG	BGA	A
30E	GEAR SPUR, MAIN IDLER	2265P	BGAVZH	BGA	A
30E	REAR DIAP. AND ACCESS DP	2265Q	BGAVZJ	BGA	0
30E	SEAL, GARLOC, ACCESS DRIVE	2264G	BGAWG	BGA	1
30E	CASE	2264I	BGAWZA	BGA	A
30E	SHAFT ASSY GEN DRIVE	2264J	BGAWZB	BGA	A
30E	BEARING	2264K	BGAWZC	BGA	A
30E	CAGE, GEN DRIVE BRNG	2264L	BGAWZD	BGA	A
30E	GEAR, GEN DRIVE	2264M	BGAWZE	BGA	A
30E	REAR CASE AND ACCESS DP	2264N	BGAWZF	BGA	A
30E	GEAR ASSY, MAIN ACCESS DR	2264O	BGAWZJ	BGA	J
30E	GEAR ASSY, MAIN ACCESS DR	2263B	BGAXB	BGA	A
30E	BEARING, BALL MAIN DR FRNT	2211A	BGAZA	BGA	A
30E	BEARING, BALL MAIN DR REAR	2211B	BGAZB	BGA	A
30E	SHAFT, ACCESS IDLER GEAR	2211C	BGAZC	BGA	A
30E	BRNG, IDLER GEAR SHFT FRNT	2211D	BGAZD	BGA	A
30E	BRNG, IDLER GEAR SHFT REAR	2211E	BGAZE	BGA	A
30E	SHAFTGEAR, SIDE LEFT	2211J	BGAZJ	BGA	A
30E	BRNG, SIDE GEAR LEFT FRONT	2211K	BGAZK	BGA	A
30E	BRNG, SIDE GEAR LEFT REAR	2211L	BGAZL	BGA	A
30E	GEAR, SPUR, INTERNAL DRIVE	2211M	BGAZM	BGA	A
30E	SHAFTGEAR, SIDE, RIGHT	2211N	BGAZN	BGA	A
30E	BRNG, SIDE GEAR, RIGHT FRONT	2211P	BGAZP	BGA	A
30E	BRNG, SIDE GEAR, RIGHT REAR	2211Q	BGAZQ	BGA	A
30E	SHAFTGEAR ASSY QTR INCH	2211R	BGAZR	BGA	A
30E	BRNG, SQ DRIVE SHAFTGEAR	2211S	BGAZS	BGA	A
30E	CAGE, BEARING-FLANGED	2211T	BGAZT	BGA	A
30E	PLUG, MAGNETIC	2211W	BGAZW	BGA	0
30E	SEAL GARLOC SPEED SWITCH	2211Y	BGAZY	BGA	2
30E	SEAL, GARLOC SPEED VALVE	2211Z	BGAZZ	BGA	A
30E	HOUSING UNIT	22111	BGAZZA	BGA	0
30E	COVER	22112	BGAZZB	BGA	0
30E	SHAFTGEAR, MAIN DR RADIAL	22113	BGAZZC	BGA	A
30E	BEARING, BALL, MAIN DR SHFT	22114	BGAZZD	BGA	A
30E	CAGE ASSY, EXT SHAFT BRNG	22214	BGAZZDA	BGA	1

PG095.J1R1 DATE = 08/17/76

FLIGHT SAFETY PREDICTION TECHNIQUE

0000000011111111122222222333333334444444455555555666666667777777778
1234567890123456789012345678901234567890123456789012345678901234567890

30E	CAGE, BEARING	22115	BGAZZE	BGA	A
30E	BEARING, BALL EXT SHAFT	22215	BGAZZEA	BGA	A
30E	SHAFTGEAR, MAIN DR REVEL	22116	BGAZZF	BGA	A
30E	SHAFT ASSY, EXTENSION	22216	BGAZZFA	BGA	A
30E	GEAR, CENTER DRIVE	22117	BGAZZG	BGA	A
30E	GEAR, COMPRESSOR SIDE	22217	BGAZZGA	BGA	A
30E	BEARING, SIDE GEAR	22218	BGAZZHA	BGA	A
30E	ACCESSORY DRIVE COMPONENT	22110	BGAZZJ	BGA	O
30L	ACCESSORY DRIVE # 2		BGB	UJAN	AAAAAAAAA
30E	ACCESSORY DRIVE 2		BGB	UHRG	AAAAAAAAA
30E	SHAFT ASSY ALTERNATOR DR	2265A	BGHVA	BGB	A
30E	GEAR, SPUR, HYD PUMP IDLER	2265B	BGHVB	BGP	A
30E	GEAR, SPUR ALTER DRIVE	2265C	BGHVC	BGB	A
30E	DIAPHRAGM INNER PLAR CASE	22651	BGRVZA	BGB	A
30E	CAGE BEARING	22652	BGBVZB	BGP	A
30E	BEARING	22653	BGRVZC	BGB	A
30L	SHAFT ASSY HYD PUMP DRIVE	22654	BGRVZD	BGP	A
30E	GEAR SPUR, HYD PUMP DRIVE	22656	BGRVZE	BGB	A
30E	GEAR SPUR, HYD PUMP IDLER	22657	BGHVZG	BGP	A
30E	GEAR SPUR, MAIN IDLER	22658	BGRVZH	BGB	A
30E	REAR DIAP. AND ACCESS DR	22659	BGRVZJ	BGB	2
30E	SEAL, GARLOC, ACCESS DRIVE	22660	BGBWC	BGP	A
30E	CASE	22661	BGENZA	BGB	A
30E	SHAFT ASSY GEN DRIVE	22662	BGBWZB	BGP	A
30E	BEARING	22663	BGBWZC	BGP	A
30E	CAGE, GEN DRIVE BRNG	22664	BGBWZD	BGP	A
30E	GEAR, GEN DRIVE	22665	BGBWZE	BGB	A
30E	REAR CASE AND ACCESS DR	22666	BGBWZJ	BGP	2
30E	GEAR ASSY, MAIN ACCESS DR	22668	BGBXB	BGP	A
30E	BEARING, BALL MAIN DR FRNT	2211A	BGYZA	BGP	A
30E	BEARING, BALL MAIN DR REAR	2211B	BGBZB	BGP	A
30E	SHAFT, ACCESS IDLER GEAR	2211C	BGBZC	BGP	A
30E	BRNG, IDLER GEAR SHFT FRNT	2211D	BGBZD	BGP	A
30E	BRNG, IDLER GEAR SHFT REAR	2211E	BGBZE	BGP	A
30E	SHAFTGEAR, SIDE LEFT	2211J	BGPZJ	BGP	A
30E	BRNG, SIDE GEAR LEFT FRONT	2211K	BGBZK	BGP	A
30E	BRNG, SIDE GEAR LEFT REAR	2211L	BGBZL	BGP	A
30E	GEAR, SPUR, INTERNAL DRIVE	2211M	BGBZM	BGP	A
30E	SHAFTGEAR, SIDE, RGHT	2211N	BGBZN	BGP	A
30E	BRNG, SIDE GEAR, RGHT FRONT	2211P	BGBZP	BGP	A
30E	BRNG, SIDE GEAR, RGHT REAR	2211Q	BGBZQ	BGP	A
30E	SHAFTGEAR ASSY QTR INCH	2211R	BGBZR	BGP	A
30E	BRNG, SQ DRIVE SHAFTGEAR	2211S	BGBZS	BGP	A
30E	CAGE, BEARING--FLANGED	2211T	BGBZT	BGP	A
30E	PLUG, MAGNETIC	2211W	BGBZW	BGP	A
30E	SEAL, GARLOC SPEED SWITCH	2211Y	BGBZY	BGP	A
30E	SEAL, GARLOC SPEED VALVE	2211Z	BGBZZ	BGP	A
30E	HOUSING UNIT	22111	BGBZ7A	BGP	O
30E	COVER	22112	BGBZZB	BGP	O
30E	SHAFTGEAR, MAIN DR RADIAL	22113	BGBZZC	BGP	A

PGG095.JIR1 DATE = 08/17/76

FLIGHT SAFETY PREDICTION TECHNIQUE

00000000111111112222222233333333334444444455555555666666667777777778
12345678901234567890123456789012345678901234567890123456789012345678901234567890

30E BEARING,BALL,MAIN DR SHFT	22114	BGBZZD	BGB	A
30E CAGE ASSY,EXT SHAFT BRNG	22214	BGBZZDA	BGB	1
30E CASE,REARING	22115	BGBZZF	BGB	A
30E BEARING,BALL EXT SHAFT	22215	BGBZZFA	BGB	A
30E SHAFTGEAR,MAIN DR BEVEL	22116	BGBZZF	BGB	A
30E SHAFT ASSY,EXTENSION	22216	BGBZZFA	BGB	A
30E GEAR,CENTER DRIVE	22117	BGBZZG	BGB	A
30E GEAR COMPRESSOR SIDE	22217	BGBZZGA	BGB	A
30E BEARING,SIDE GEAR	22218	BGBZZHA	BGB	A
30E ACCESSORY DRIVE COMPONENT	22110	BGBZZJ	BGB	0
30E ACCESSORY DRIVE # 3		BGC	UAP	
30E ACCESSORY DRIVE I 3		BGC	UNAF	AAAAA
30E SHAFT ASSY ALTERNATOR DR	2265A	BGCVA	BGC	A
30E SHAFT ASSY HYD PUMP DRIVE	22654	BGCVAE	BGC	A
30E GEAR,SPUR,HYD PUMP IDLER	2265B	BGCVB	BGC	A
30E GEAR,SPUR ALTER DRIVE	2265C	BGCVC	BGC	A
30E DIAPHRAGM INNER REAR CASE	22651	BGCVZA	BGC	A
30E CAGE BEARING	22652	BGCVZB	BGC	A
30E BEARING	22653	BGCVZC	BGC	A
30E GEAR SPUR,HYD PUMP DRIVE	22656	BGCVZF	BGC	A
30E GEAR SPUR,HYD PUMP IDLER	22657	BGCVZG	BGC	A
30E GEAR SPUR,MAIN IDLER	22658	BGCVZH	BGC	A
30E REAR DIAP.AND ACCESS DR	22650	BGCVZJ	BGC	2
30E SEAL,GARLOC,ACCESS DRIVE	22646	BGCWG	BGC	A
30E CASE	22641	BGCWZA	BGC	A
30E SHAFT ASSY GEN DRIVE	22642	BGCWZB	BGC	A
30E BEARING	22643	BGCWZC	BGC	A
30E CAGE,GEN DRIVE BRNG	22644	BGCWZD	BGC	A
30E GEAR,GEN DRIVE	22645	BGCWZF	BGC	2
30E REAR CASE AND ACCESS DR	22640	BGCWZJ	BGC	2
30E GEAR ASSY,MAIN ACCESS DR	2263R	BGCXB	BGC	A
30E BEARING,BALL MAIN DR FRNT	2211A	BGCZA	BGC	A
30E BEARING,BALL MAIN DR REAR	2211B	BGCZB	BGC	A
30E SHAFT,ACCESS IDLER GEAR	2211C	BGCZC	BGC	A
30E BRNG,IDLER GEAR SHFT FRNT	2211D	BGCZD	BGC	A
30E BRNG,IDLER GEAR SHFT REAR	2211E	BGCZE	BGC	A
30E SHAFTGEAR,SIDE LEFT	2211J	BGCZJ	BGC	A
30E BRNG,SIDE GEAR LEFT FRONT	2211K	BGCZK	BGC	A
30E BRNG,SIDE GEAR LEFT REAR	2211L	BGCZL	BGC	A
30E GEAR,SPUR,INTERNAL DRIVE	2211M	BGCZM	BGC	A
30E SHAFTGEAR,SIDE,RIGHT	2211N	BGCZN	BGC	A
30E BRNG,SIDE GEAR,RIGHT FRONT	2211P	BGCZP	BGC	A
30E BRNG,SIDE GEAR,RIGHT REAR	2211Q	BGCZQ	BGC	A
30E SHAFTGEAR ASSY QTR INCH	2211R	BGCZR	BGC	A
30E BRNG,SO DRIVE SHAFTGEAR	2211S	BGCZS	BGC	A
30E CAGE,REARING-FLANGED	2211T	BGCZT	BGC	A
30E PLUG,MAGNETIC	2211W	BGCZW	BGC	A
30E SEAL,GARLOC SPEED SWITCH	2211Y	BGCZY	BGC	A
30E SEAL,GARLOC SPEED VALVE	2211Z	BGCZZ	BGC	A
30E HOUSING UNIT	22111	BGCZZA	BGC	C

PGG095.J1R1 DATE = 08/17/76

FLIGHT SAFETY PREDICTION TECHNIQUE

0000000011111111122222222333333333344444444445555555555666666666677777777778
1234567890123456789012345678901234567890123456789012345678901234567890

30E COVER	22112	BGCZZP	BGC	D
30E SHAFTGEAR,MAIN DR RADIAL	22113	BGCZZC	BGC	A
30E BEARING,BALL,AMIN DR SHFT	22114	BGCZZD	BGC	A
30E CAGE ASSY,FXT SHAFT BRNG	22214	BGCZZDA	BGC	1
30E CAGE, BEARING	22115	BGCZZE	BGC	A
30E BEARING,BALL FXT SHAFT	22215	BGCZZEA	BGC	A
30E SHAFTGEAR,MAIN DR REVEL	22116	BGCZZF	BGC	A
30E SHAFT ASSY,EXTENSION	22216	BGCZZFA	BGC	A
30E GEAR,CENTER DRIVE	22117	BGCZZG	BGC	A
30E GEAR COMPRESSOR SIDE	22217	BGCZZGA	BGC	A
30E BEARING, SIDE GEAR	22218	BGCZZHA	BGC	A
30E ACCESSORY DRIVE COMPONENT	22110	BGCZZJ	BGC	C
30E ACCESSORY DRIVE # 4		BGD	UAG	AAAAAAAAA
30E ACCESSORY DRIVE I 4		BGD	UHAG	AAAAAAAAA
30E SHAFT ASSY ALTERNATOR DR	2265A	BGDVA	BGD	A
30E GEAR, SPUR, HYD PUMP IDLER	2265B	BGDVB	BGD	A
30E GEAR, SPUR, ALTER DRIVE	2265C	BGDVC	BGD	A
30E DIAPHRAGM INNER REAR CASE	22651	BGDVZA	BGD	A
30E CAGE BEARING	22652	BGDVZB	BGD	A
30E BEARING	22653	BGDVZC	BGD	A
30E SHAFT ASSY HYD PUMP DRIVE	22654	BGDVZD	BGD	A
30E GEAR SPUR, HYD PUMP DRIVE	22656	BGDVZE	BGD	A
30E GEAR SPUR, HYD PUMP IDLER	22657	BGDVZG	BGD	A
30E GEAR SPUR, MAIN IDLER	22658	BGDVZH	BGD	A
30E REAR DIAP. AND ACCESS DR	22650	BGDVZJ	BGD	2
30E SEAL, GARLOC, ACCESS DRIVE	22646	BGDWG	BGD	A
30E CASE	22641	BGDWZA	BGD	A
30E SHAFT ASSY GEN DRIVE	22642	BGDWZH	BGD	A
30E BEARING	22643	BGDWZC	BGD	A
30E CAGE, GEN DRIVE BRNG	22644	BGDWZD	BGD	A
30E GEAR, GEN DRIVE	22645	BGDWZE	BGD	A
30E REAR CASE AND ACCESS DR	22640	BGDWZJ	BGD	2
30E GEAR ASSY, MAIN ACCESS DR	2263B	BGDXB	BGD	A
30E BEARING, BALL MAIN DR FRNT	2211A	BGDZA	BGD	A
30E BEARING, BALL MAIN DR REAR	2211B	BGDZB	BGD	A
30E SHAFT, ACCESS IDLER GEAR	2211C	BGDZC	BGD	A
30E BRNG, IDLER GEAR SHFT FRNT	2211D	BGDZD	BGD	A
30E BRNG, IDLER GEAR SHFT REAR	2211E	BGDZE	BGD	A
30E SHAFTGEAR, SIDE LEFT	2211J	BGDZJ	BGD	A
30E BRNG, SIDE GFA LEFT FRONT	2211K	BGDZK	BGD	A
30E BRNG, SIDE GEAR LEFT REAR	2211L	BGDZL	BGD	A
30E GEAR, SPUR, INTERNAL DRIVE	2211M	BGDZM	BGD	A
30E SHAFTGEAR, SIDE, RIGHT	2211N	BGDZN	BGD	A
30E BRNG, SIDE GEAR, RIGHT FRONT	2211P	BGDZP	BGD	A
30E BRNG, SIDE GEAR, RIGHT REAR	2211Q	BGDZQ	BGD	A
30E SHAFTGEAR ASSY OFR INCH	2211R	BGDZR	BGD	A
30E BRNG, SQ DRIVE SHAFTGEAR	2211S	BGDZS	BGD	A
30E CAGE, BEARING-FLANGED	2211T	BGDZT	BGD	A
30E PLUG, MAGNETIC	2211W	BGDZW	BGD	A
30E SEAL, GARLOC SPEED SWITCH	2211Y	BGDZY	BGD	A

PGG095.JIRI DATE = 08/17/76

FLIGHT SAFETY PREDICTION TECHNIQUE

000000001111111122222222222333333333344444444445555555555666666666677777777778
12345678901234567890123456789012345678901234567890123456789012345678901234567890

30E SEAL,GARLCC SPEED VALVE	22112	BGDZZ	RGD	A
30E HOUSING UNIT	22111	BGDZZA	BGD	0
30E COVER	22112	BGDZZB	RGD	0
30E SHAFTGEAR,MAIN DR RADIAL	22113	BGDZZC	RGD	A
30E BEARING,BALL,MAIN DR SHFT	22114	BGDZZD	RGD	A
30E CAGE ASSY,EXT SHAFT BRNG	22214	BGDZZDA	RGD	1
30E CAGE,BEARING	22115	BGDZZE	BGD	A
30E BEARING,BALL EXT SHAFT	22215	BGDZZEA	BGD	A
30E SHAFTGEAR,MAIN DR REVEL	22116	BGDZZF	BGD	A
30E SHAFT ASSY,EXTENSION	22216	BGDZZFA	BGD	A
30E GEAR,CENTER DRIVE	22117	BGDZZG	BGD	A
30E GEAR,COMPRESSOR SIDE	22217	BGDZZGA	BGD	A
30E BEARING,SIDE GEAR	22218	BGDZZHA	BGD	A
30E ACCESSORY DRIVE COMPONENT	22110	BGDZZJ	BGD	0
30E MAIN BLEED AIR DUCT		BJA	BDA	AAAAAAAAA
30E BLEED AIR		BJA	CCDR	AAAAAAAAA
30E BLEED AIR		BJA	ECF	AAAAAAAAA
30E BLEED AIR		BJA	ECC	AAAAAAAAA
30E MAIN BLEED AIR		BJA	EDC	SAAAAAAAAAA
30E BLEED AIR		BJA	EDJ	FAAAAAAAAAA
30E BLEED AIR		BJA	LDS	FAAAAAAAAAA
30E RAM AIR PORT	41451	BJAVZA	BJA	2
30E AIR OUTLET	41452	BJAVZB	BJA	2
30E VENTILATOR	41453	BJAVZC	BJA	2
30E AIR SOURCE AND DIST	41450	BJAVZJ	BJA	0
30E EXPANSION BELLOWS	41438	BJAXB	BJA	A
30E INSULATION BLANKET	41430	BJAXC	BJA	2
30E DUCTING	41431	BJAXZA	BJA	A
30E TUBING	41432	BJAXZB	BJA	A
30E COMPENSATOR	41433	BJAXZC	BJA	A
30E DUCT GROUP	41430	BJAXZJ	BJA	0
30E PRESSURE REGULATION		BJB	BJA	AAAAAAAAA
30E BREAKER PANEL	41441	BJRWZA	BJB	2
30E CONTROL	41440	BJRWZJ	BJB	0
30E ACTUATOR 3 VALVE	4142A	BJBYA	BJB	A
30E ISOLATION VALVE	41421	BJBYZA	BJB	A
30E 3 INCH GRND START VALVE	41422	BJBYZB	BJB	A
30E CHECK VALVE	41425	BJBYZC	BJB	1
30E UNLOADING CONTROL VALVE	41426	BJBYZD	BJB	1
30E VALVE ASSY,4 INCH	41428	BJBYZH	BJB	A
30E VALVES	41420	BJBYZJ	BJB	0
30E AIR FLOW REG	41411	BJBZZA	BJB	A
30E PRESS REG	41412	BJBZZB	BJB	A
30E MANIFOLD	41414	BJBZZD	BJB	A
30E BLEED AIR INLINE FILTER	41415	BJBZZF	BJB	2
30E REGULATOR	41410	BJBZZJ	BJB	0
30E EXTERNAL AIR		BJC	BJB	100000000
30E EXTERNAL AIR CONNECTION	99440	BJCWZJ	BJC	A
30E ENGINE BLEED AIR EA OF 4		BKA	BJB	011111111
30E MANIFOLD ASSY,LOWER	22AAA	BKAAA	EKA	2

PG095.JIR1 DATE = 08/17/76

FLIGHT SAFETY PREDICTION TECHNIQUE

000000001111111122222222333333333334444444444455555555566666666677777777778
 1234567890123456789012345678901234567890123456789012345678901234567890

30E	HALF FLANGE STRAP	22AAB	BKAAB	BKA	A
30E	VALVE ASSY,CHECK	22AAD	BKAAD	BKA	2
30E	MANIFOLD ASSY UPPER	22AAF	BKAAF	BKA	2
30E	SUPPORT	22AAF	BKAAF	BKA	2
30E	COUPLING	22AAG	BKAAG	BKA	A
30E	JOINT,FLEXIBLE	22AAH	BKAH	BKA	A
30E	INSULATION	22AAJ	BKAJ	BKA	2
30E	VALVE,PRE-HEAT	22AAK	BKAAK	BKA	A
30E	Y ASSY	22AAL	BKAAL	BKA	A
30E	COMPRESSOR BLEED AND STRT	22AAO	BKAAZJ	BKA	0
30E	VALVE,SENS GARLOC SEAL	2233A	BKAXA	BKA	1
30E	VALVE,SPEED SENSITIVE	2233B	BKAXB	BKA	A
30E	VALVE,COMPRESSOR BLEED	2233C	BKAXC	BKA	A
30E	VALVE,BLEED CONTROL	2233D	BKAXD	BKA	A
30E	VALVE,ASSY SOLENOID	2233E	BKAXE	BKA	A
30E	COMPRESSOR BLEED AIR SYS	2233F	BKAXF	BKA	0
30E	GAS TURBINE COMPRESSOR		BLA	BJR	100000000
30E	TAILPIPE	24164	BLAUZD	BLA	3
30E	GENERAL	24165	BLAUZE	BLA	0
30E	ACTUATOR,GTC DOOR	2414E	BLAWE	BLA	A
30E	GTC ACT ARM DR SW LOS	2414F	BLAWF	BLA	A
30E	HOURMETER	2414G	BLAWG	BLA	0
30E	COUNTER START	2414H	BLAWH	BLA	A
30E	SWITCH ASSY CENTRIFUGAL	2414K	BLAWK	BLA	A
30E	FUEL RELAY	2414M	BLAWM	BLA	A
30E	CONTROL BOX ASSY	2414N	BLAWN	BLA	A
30E	THERMOCOUPLE	2414P	BLAWP	BLA	A
30E	TACH GEN	2414R	BLAWR	BLA	2
30E	CONTROL PANEL	24141	BLAWZA	BLA	A
30E	STARTER	24142	BLAWZP	BLA	A
30E	STARTING RELAY	24143	BLAWZC	BLA	A
30E	HOLDING RELAY	24144	BLAWZD	BLA	A
30E	OVERLOAD THERMOSTAT	24145	BLAWZE	BLA	A
30E	IGNITER	24147	BLAWZG	BLA	A
30E	OIL PRESSURE SWITCH	24148	BLAWZH	BLA	A
30E	ELECTRICAL COMPONENTS	24140	BLAWZJ	BLA	0
30E	EXDUCER BOLT	2413A	BLAXA	BLA	2
30E	PLENUM	2413P	BLAXP	BLA	2
30E	INLET SCREEN	2413C	BLAXC	BLA	0
30E	CAP COMBUSTION ASSY CASE	2413D	BLAXD	BLA	0
30E	DUCT,INTAKE	2413E	BLAXE	BLA	A
30E	DUCT,EXHAUST	2413F	BLAXF	BLA	A
30E	1ST STAGE COMP HOUSING	2413G	BLAXG	BLA	A
30E	2ND STAGE COMP HOUSING	2413H	BLAXH	BLA	A
30E	2ND DIFFUSER HOUSING	2413J	BLAXJ	BLA	A
30E	COOLING DUCT	2413K	BLAXK	BLA	2
30E	SCROLL COMP	2413L	BLAXL	FLA	2
30E	SCROLL TURBINE	2413M	BLAXM	BLA	2
30E	DIFFUSER	2413N	BLAXN	BLA	A
30E	IMPELLER	2413P	BLAXR	BLA	A

PGG095.J1R1 DATE = 08/17/76

FLIGHT SAFETY PREDICTION TECHNIQUE

00000000111111112222222233333333444444445555555566666666777777778
1234567890123456789012345678901234567890123456789012345678901234567890

30E	ROTOR, TURBINE	2413S	BLAXS	BLA	A
30E	MOUNT, BRACKET	2413W	BLAXW	BLA	1
30E	COMPRESSOR ASSY	2413X	BLAXX	BLA	A
30E	EMERGENCY CONTROL HANDLE	24131	BLAXZA	BLA	A
30E	TORUS ASSY	24132	BLAXZB	BLA	A
30E	HOUSING	24133	BLAXZC	BLA	1
30E	EXDUCER	24134	BLAXZD	BLA	A
30E	TURBINE WHEEL	24135	BLAXZE	BLA	A
30E	BURNER	24136	BLAXZF	BLA	A
30L	ACCESSORY DRIVE CASE	24137	BLAXZG	BLA	A
30E	MECHANICAL COMPONENTS	24130	BLAXZJ	BLA	0
30E	MOTOR DRIVE		BLB	BLA	AAAAAAAA
30E	CLUTCH	24213	BLBZC	BLB	A
30E	GEAR BOX	24214	BLBZD	BLB	A
30E	COOLING FAN	2421G	BLBZG	BLB	5
30E	BREATHER, ATM	2421H	BLBZH	BLB	2
30E	ATM FILTER ELEMENT	2421J	BLBZJ	BLB	1
30L	DRIVE	2421K	BLBZK	BLB	A
30E	INSULATION	2421L	BLBZL	BLB	0
30E	ATM ASSY	2421M	BLBZM	BLB	2
30E	CAP, OIL FILLER, ATM	2421N	BLBZN	BLB	0
30E	TUBING	2421P	BLBZP	BLB	2
30E	SOLENOID, ATM CONTROL	2421Q	BLBZQ	BLB	A
30E	COUPLING ASSY	2421R	BLBZR	BLB	A
30E	PUMP AND CONTROLLER	24211	BLBZZA	BLB	A
30E	TURBINE	24212	BLBZZB	BLB	A
30E	MOUNTING BRACKET	24215	BLBZZF	BLB	1
30E	SHUT OFF VALVE	24216	BLBZZF	BLB	A
30E	MODULATING VALVE	24217	BLBZZG	BLB	3
30E	OVER SPEED VLV	24218	BLBZZH	BLB	A
30L	MOTOR	24210	BLBZZJ	FLB	2
30L	GAS TURBINE FUEL		BLC	BLA	AAAAAAAA
30E	FUEL DRAIN	2411C	BLCZC	BLC	1
30E	CONTROL SOLENOID	2411D	BLCZD	BLC	A
30E	ATOMIZER	2411E	BLCZE	BLC	A
30E	INLET CONNECTION	2411F	BLCZF	BLC	A
30E	RELIEF VALVE	2411G	BLCZG	BLC	2
30E	FILTER	2411H	BLCZH	BLC	1
30E	FUEL CONNECTIONS	2411J	BLCZJ	BLC	A
30E	FUEL SOLENOID VALVE	2411K	BLCZK	BLC	A
30E	FILTER ELEMENT	2411M	BLCZM	BLC	1
30E	DIAPHRAGM FUEL PRESSURE	2411N	BLCZN	PLC	A
30E	PUMP FUEL CONTROL	24111	BLCZZA	BLC	A
30E	SHUT OFF VALVE	24112	BLCZZB	BLC	A
30E	ACCELERATION VALVE	24113	BLCZZC	BLC	A
30L	PRESSURE REGULATOR	24114	BLCZZD	BLC	A
30E	STRAINER SCREEN	24115	BLCZZE	BLC	1
30E	GOVERNOR	24116	BLCZZF	BLC	A
30E	NOZZLE	24118	BLCZZH	BLC	A
30E	FUEL SYSTEM	24110	BLCZZJ	BLC	0

PGG095,J1R1 DATE = 08/17/76

FLIGHT SAFETY PREDICTION TECHNIQUE

00000000111111112222222222333333333344444444445555555555666666666677777777778
 12345678901234567890123456789012345678901234567890123456789012345678901234567890

30E	GAS TURBINE LUBE		BLD	BLA	AAAAAAAA
30E	FILLER CAP	2412D	BLDYD	BLD	0
30E	TEMP CONTROL VLV	2412F	BLDYF	BLD	A
30E	BLOWER,OIL COOLER	2412G	BLDYG	BLD	A
30E	DUCT,OIL COOLER	2412H	BLDYH	BLD	A
30E	FAN SHAFT SEAL	2412J	BLDYJ	BLD	2
30E	OUTPUT SHAFT SEAL	2412K	BLDYK	BLD	2
30E	VALVE,SOLENOID OIL DRAIN	2412L	BLDYL	BLD	1
30E	VALVE,OIL BYPASS	2412M	BLDYM	BLD	2
30E	TUBE ASSY,OIL JFT	2412N	BLDYN	BLD	A
30E	SCAVANGING,OIL LINE ASSY	2412P	BLDYP	BLD	A
30E	FILTER ELEMENT	2412R	BLDYR	BLD	1
30E	PUMP	2412I	BLDYZA	BLD	A
30E	SCAVANGER PUMP	24122	BLDYZB	BLD	A
30E	RELIEF VALVE	24123	BLDYZC	BLD	2
30E	RESERVOIR	24124	BLDYZD	BLD	1
30E	FILTER	24125	BLDYZE	BLD	1
30E	COOLER	24127	BLDYZG	BLD	4
30E	OIL SYSTEM	2412G	BLDYZJ	BLD	0
30E	GAS TURBINE PNEUMATICS		BLE	BLA	AAAAAAAA
30E	REGULATOR PRESSURE	2415A	BLEVA	BLE	A
30E	TEE,COMP DISCHARGE	2415B	BLEVB	BLE	A
30E	THERMOCOUPLE	2415C	BLEVC	BLE	A
30E	CONNECTION,CONTROL AIR	2415D	BLEVD	BLE	A
30E	VALVE,SWITCH PISTON	2415E	BLEVE	BLE	A
30E	VALVE,RATE CONTROL	2415F	BLEVF	BLE	A
30E	CONTROL,ACCELERATION	2415G	BLEVG	BLE	A
30E	VALVE,BLEED ACCELERATION	2415H	BLEVH	BLE	A
30E	REGULATION CNTRL AIR PRES	2415J	BLEVJ	BLE	A
30E	SPEED CONTROL	2415K	BLEVK	BLE	A
30E	VALVE,BLEED AIR	2415I	BLEVZA	BLE	A
30E	SOLENOID-BLEED AIR VLV	24152	BLEVZB	BLE	A
30E	HOSE ASSY	24155	BLEVZE	BLE	2
30E	THERMOSTAT-PNEU BLEEDLOAD	24157	BLEVZG	BLE	A
30E	VALVE,SHUTOFF,UNLOADING	24158	BLEVZH	BLE	2
30E	PNEUMATIC COMPONENTS	2415G	BLEVZJ	BLE	0
30E	ENGINE FIRE DET/EXTINGUISH		BMA	BAA	X AAAAAAAAAA
30E	THERM SWITCH	49131	BMAXZA	BMA	8
30E	RECTIFIER-BLOCKING	49122	BMAXZB	BMA	8
30E	OVERHEAT DETECTOR	49133	BMAXZC	BMA	8
30E	NACELLE,OVERHEAT WARN	49130	BMAXZJ	BMA	0
30E	RECTIFIER,BLOCKING	4912A	BMAYA	BMA	A
30E	ELEMENT SENSING	4912B	BMAYB	BMA	A
30E	RELAY TEST	4912C	BMAYC	BMA	1
30E	AMPLIFIER ASSY	4912E	BMAYE	BMA	A
30E	RELAY WARNING	4912J	BMAYJ	BMA	A
30E	PYROTECTOR FIPE DETECTOR	4912M	BMAYM	BMA	A
30E	PYROTECTOR CONT AMPLIFIER	4912N	BMAYN	BMA	A
30E	LAMP ASSY-NORMAL	4912I	BMAYZA	BMA	A
30E	LAMP ASSY-MASTER	49124	BMAYZD	BMA	A

PGG095.JIR1 DATE = 08/17/76

FLIGHT SAFETY PREDICTION TECHNIQUE

00000000111111112222222233333333334444444455555555666666667777777788		1234567890123456789012345678901234567890123456789012345678901234567890			
30E	HARNESS ASSY	49125	BMA	A	
30E	CONTROL UNIT	49128	BMA	A	
30E	FIRE DETECTION	49120	BMA	O	
30E	HANDLE, FIRE EMERG CONTROL	49111	BMA	A	
30E	SWITCH, DISCHARGE	49112	BMA	A	
30E	CONTROL ASSY, RELAY BOX	49113	BMA	A	
30E	VALVE ASSY, DIRECTIONAL CTL	49114	BMA	A	
30E	ACTUATION BONNET	49115	BMA	A	
30E	PANEL, FIRE EMER CONTROL	49116	BMA	A	
30E	FIRE EXTINGUISHER, ENGINE	49117	BMA	A	
30E	TURBINE TEMPERATURE STATUS		BMB	X	33333333
30E	INDICATOR	22GCA	BMB	1	
30E	AMPLIFIER	22GCP	BMB	1	
30E	AMP VIBRATION ISOLATOR	22CCC	BMB	1	
30E	TURBINE INLET TEMP SYS	22GCO	BMB	O	
30E	THERMAL SW	46161	BMB	A	
30E	KEYER	49162	BMB	A	
30E	INDICATOR LIGHT	49163	BMB	A	
30E	WIRING	49164	BMB	1	
30E	DETECTOR	49165	BMB	A	
30E	TRRN OVER HEAT WARN SYS	49160	BMB	O	
30E	ENGINE ANTI ICE		BMC	A	002444440
30E	ANTI ICING SOLENOID	22EAL	BMC	A	
30E	VALVE, ANTI ICE	22AAM	BMC	A	
30E	DUCT ASSY TORQUE ANTI ICE	22BEA	BMC	A	
30E	ANTI ICING SCOOP VALVE	22DPB	BMC	A	
30E	VALVE, SHUTOFF	41551	BMC	A	
30E	SHUTOFF VALVE MOTOR	41553	BMC	A	
30E	REGULAR	41554	BMC	A	
30E	DUCT	41555	BMC	A	
30E	VALVE ASSY, ANTI ICE SOL	22337	BMC	A	
30E	VALVE ASSY, ANTI ICE	22338	BMC	A	
30E	ICE DETECT		BBD		AAAAAAAAAA
30E	ICE DETECT		BBD		FAAAAAAAAA
30E	PROBE	41552	BBD	A	
30E	RELAY	41521	BBD	A	
30E	INTERPRETER	41522	BBD	A	
30E	RECTIFIER	41523	BBD	A	
30E	DETECTOR	41524	BBD	A	
30E	ICE DETECTION	41520	BBD	O	
30E	JET ASSISTED TAKEOFF		BAA	C	02000000
30E	BOTTLE	49311	BNA	A	
30E	CHANNEL	49312	BNA	A	
30E	RELEASE CABLE	49314	BNA	A	
30E	RELEASE ASSY	49317	BNA	A	
30E	BRACKET	49318	BNA	A	
30E	MECHANICAL COMPONENTS	49310	BNA	O	
30E	COMM-NAV-IDENT		C		AAAAAAAAAA
30E	COMMUNICATION	CA	C	E	01111120
30E	INTERNAL COMMUNICATION	CA4	CA		00000000

PG095.JIR1 DATE = 08/17/76

FLIGHT SAFETY PREDICTION TECHNIQUE

00000000111111112222222233333333334444444444555555555566666666667777777777	1234567890123456789012345678901234567890123456789012345678901234567890					
30E PUBLIC ADDRESS AIC 13 SYS		CAAA	CAA		111111111	
30E PA/INTERPHONE RELAY	6412A	CAAAA	CAAA		1	
30E PA DISCONNECT CALL RELAY	6412B	CAAAAB	CAAA		2	
30E SPEAKER SELECTOR RELAY NO16412C		CAAAAC	CAAA		1	
30E SPEAKER SELECTOR RELAY NO26412D		CAAAAD	CAAA		1	
30E MOUNT MT 1424	6412G	CAAAAE	CAAA		0	
30E MAIN CONTROL PANEL	6412I	CAAAAF	CAAA		5	
30E AUXILIARY CONT PNL 2LA	6412J	CAAAAG	CAAA		0	
30E AMPLIFIER CAN/994	64123	CAAAAH	CAAA		A	
30E MICROPHONE 3EA	64124	CAAAAJ	CAAA		1	
30E LOUD SPEAKERS LS211 *7EAK	64125	CAAAAK	CAAA		1	
30E INTERPHONE PA SWITCH 2EA	64126	CAAAAL	CAAA		1	
30E EXTENSION CORD	64127	CAAAAM	CAAA		1	
30E GAIN CONTROL RELAY	64128	CAAAAN	CAAA		1	
30E STATION TO STATION INTERCOM		CAAB	CAA			AAAAAAAAA
30E STATION TO STATION INTERCOM		CAAB	CAAA			FAAAAAA
30E STATION TO STATION INTERCOM		CAAB	CAAA			AAAAA
30E STATION TO STATION INTERCOM		CAAB	CCT			22222222
30E SWITCH JACK U94A/U	6421P	CAABRA	CAAB		1	
30E LOADMASTER INTERPHONE CORD	6421C	CAABBB	CAAB		1	
30E INTERPHONE EXTENSION CORD	6421D	CAABBC	CAAB		1	
30E MIC TRANSFER SWITCH AC100E	6421F	CAABBD	CAAB		1	
30E GRND CREW RECEPTACLE	6421F	CAABBE	CAAB		1	
30E FWD JUNCTION BOX	6421G	CAABBF	CAAB		1	
30E AFT JUNCTION BOX	6421H	CAABBC	CAAB		1	
30E HEADSET PANEL	6421J	CAABPH	CAAB		1	
30E INTERPHONE CONT. C2105 2EA	6421I	CAABJ	CAAB		1	
30E CONTROL PANEL C2106 5EA	64212	CAABK	CAAB		1	
30E CONTROL PANEL C2323A 5EA	64213	CAABL	CAAB		1	
30E MICROPHONE SWITCH SA-+7A	64214	CAABM	CAAB		1	
30E CONT WHEEL MICROPHONE SW	64216	CAABP	CAAB		1	
30E HEAD SET MICROPHONE 7EA	64217	CAABQ	CAAB		0	
30E CONTROL PANEL C3942CP 2EA	64218	CAABR	CAAB		1	
30E INTERCOM CONT. C6567/A1C25	6441A	CAABS	CAAB		1	
30E CONTROL C6224A/A1C25	6441B	CAAST	CAAB		1	
30E AIR CREW INTERPHONE CORD	6441C	CAABU	CAAB		0	
30E AIR CREW CONNECT PANEL	6441D	CAABV	CAAB		1	
30E SWITCH JACK U-94/U	6441E	CAABW	CAAB		0	
30E CONT WHEEL MICROPHONE SW	6441F	CAABX	CAAB		1	
30E MONITOR PANEL C2322A	6442A	CAABY	CAAB		1	
30E JUNCTION BOX 8461-25000-3	6443A	CAABZ	CAAB		1	
30E INTERPHONE CONNECT PNL	6444A	CAABZA	CAAB		1	
30E CONTROL PNL 8461 25025-1	6445A	CAABZB	CAAB		1	
30E CONTROL PNL 8461 25035-1	6445B	CAABZC	CAAB		1	
30E CONTROL PNL 8461 25040-1	6445C	CAABZD	CAAB		1	
30E MICROPHONE M34/AIC	6447A	CAAB7F	CAAB		1	
30E FOOT SWITCH SA47A/AIC	6448A	CAABZG	CAAB		0	
30E HEADSET H78B/AIC	6449A	CAABZH	CAAB		0	
30E SPEAKER LS189A/AIC	6449B	CAAB7J	CAAB		0	
30E HEADSET	69311	CAABZK	CAAB		0	

PG0095.J1R1 DATE = 08/17/76

FLIGHT SAFETY PREDICTION TECHNIQUE

00000000111111112222222233333333334444444455555555666666667777777778
 1234567890123456789012345678901234567890123456789012345678901234567890

30E MICROPHONE	69312	CAABZL	CAAB	0
30E EXTERNAL COMMUNICATION		CAB	CA	11111111
30E AIR TO GROUND/AIR COMM		CABA	CAB	11111111
30E UHF COMM. #EA OF 2 SYSC		CABB	CABA	11111111
30E BLOWER MOTOR	6311A	CABBA	CABB	8
30E COMMUTATOR	6311B	CABBB	CABB	A
30E ANTENNA	6311C	CABBC	CABH	2
30E BEARING	6311D	CABBD	CABB	1
30E ANTENNA LEAD	6311E	CABBE	CABA	2
30E ANTENNA COVER	6311F	CABBF	CABB	0
30E ANTENNA RELAY RE-120	6311G	CABBG	CABB	2
30E DYNAMOTOR	6311H	CABBH	CABB	A
30E FILTERS	6311J	CABBJ	CABB	1
30E ANT MAN OVRIDE SW 13AT2A	6311L	CABBL	CABP	2
30E ANT SELECTOR C-293/A	6311M	CABBM	CABB	2
30E ANT SWITCH	6311N	CABPN	CABB	2
30E ANT AT 256	6311I	CABBP	CABB	2
30E POWER SUPPLY	63112	CABBQ	CABB	A
30E ANT SEL KEY RELAY	63113	CABBR	CABB	5
30E CNTRL PNL C-1057A	63114	CABBS	CABB	A
30E MOUNT	63115	CABBT	CABB	0
30E UHF/VHF DF SW RELAY	63116	CABBU	CABB	1
30E CONTROL PANEL C-6365	63117	CABBV	CABB	1
30E ARC-133 SYSTEM COMPONENTS	63510	CABBW	CABB	1
30E RADIO SET CONTROL	63511	CABBX	CABB	1
30E ANTENNA AT 256A	63514	CABBZA	CABP	A
30E MOUNT MT 1099	63515	CABBZB	CABP	1
30E ANTENNA SELECTOR	63516	CABBZC	CABB	2
30E ANTENNA SELECTOR PNL	63517	CABBZD	CABB	0
30E UHF SIGNAL RECEPTION		CABC	CABP	888898888
30E UHF COMM. #EA OF 2 SYSC		CABC	COOG	AAAAAAAAA
30E RECEIVER RT-263/ARC-34	63120	CABCA	CABC	3
30E RECEIVER RT-750/ARC-34A	63140	CABCH	CABC	3
30E RECEIVER RT-750/ARC-34C	63150	CABCC	CABC	3
30E RECEIVER RT-750/ARC-34B	63130	CABCD	CABC	3
30E RCVR XMTR RT-263	63121	CABCE	CABC	3
30E RCVR XMTR RT-463A	63131	CABCF	CABC	3
30E RCVR XMTR RT-463	63141	CABCG	CABC	3
30E RCVR XMTR RT-750	63151	CABCH	CABC	3
30E RCVR-XMTR RT-847/ARC-133	6351A	CABCI	CABC	3
30E RCVR-XMTR RT-850/ARC-133	6351D	CABCK	CABC	3
30E RCVR-XMTR RT-851/ARC-133	6351G	CABCL	CABC	3
30E UHF SIGNAL TRANSMISSION		CARD	CABB	22222222
30E TRANSMITTER RT-263/ARC-34	63120	CABDA	CABD	3
30E TRANSMITTER RT-263/ARC-34A	63140	CABDB	CABD	3
30E TRANSMITTER RT-263/ARC-34C	63150	CABDC	CABD	3
30E TRANSMITTER RT-263/ARC-34B	63130	CABDD	CABD	3
30E RCVR XMTR RT-263	63121	CABDL	CABD	3
30E RCVR XMTR RT-463A	63131	CABDF	CABD	3
30E RCVR XMTR RT-463	63141	CABDG	CABD	3

PGG095.JIR1 DATE = 08/17/76

FLIGHT SAFETY PREDICTION TECHNIQUE

0000000011111111222222222233333333444444444455555555666666667777777777						
1234567890123456789012345678901234567890123456789012345678901234567890						
30E RCVR XMTR RT-750	63151	CABDH	CABD	3		
30E RCVR-XMTR RT-847/ARC-133	6351A	CABDJ	CABD	3		
30E RCVR-XMTR RT-850/ARC-133	6351B	CABDK	CABD	3		
30E RCVR-XMTR RT-851/ARC-133	6351G	CABDL	CABD	3		
30E VHF COMM		CABE	CABA		11111111	
30E VHF 101 COMM		CABF	CABF		11111111	
30E RF MODULE A-1	6215A	CABFA	CABF	2		
30E IF AUDIO AMPLIFIER A-2	6213C	CABFC	CABF	2		
30E RF/VIF AMPLIFIER A-1	6213D	CABFD	CABF	2		
30E ANT SWITCHING RELAY	6213E	CABFE	CABF	2		
30E ANTENNA #2EAC	6213I	CABFF	CABF	2		
30E CONTROL	62132	CABFG	CABF	A		
30E RACK ASSY	62135	CABFK	CABF	1		
30E MOUNT ASSY	62136	CABFL	CABF	0		
30E POWER SUPPLY	62137	CABFM	CABF	A		
30E VHF ANTENNA	62138	CABFN	CABF	2		
30E VHF RECEPTION		CABG	CABF		88888888	
30E RECEIVER	62134	CABGB	CABG	A		
30E VHF TRANSMISSION		CABH	CABF		22222222	
30E TRANSMITTER	62133	CABHA	CABH	A		
30E TRANSMITTER MODULATOR	62138	CABHH	CABH	A		
30E VHF FM RADIO #F#622AC		CABJ	CABF		11111111	
30E CONTROL	62211	CABJR	CABJ	A		
30E MOUNTING	62213	CABJC	CABJ	0		
30E ANTENNA	62214	CABJD	CABJ	A		
30E ANTENNA HOMING	62215	CABJE	CABJ	5		
30E COUPLER	62216	CABJF	CABJ	2		
30E CONNECTOR/WIRING	62217	CABJG	CABJ	1		
30E RECEIVER	62212	CABJH	CABJ	A		
30E SECURE SPEECH		CABK	CABF		00000000	
30E GENERAL CRYPTO DEVICES	69410	CABKA	CABK	8		
30E CONTROL C-7213/ARC	69411	CABKB	CABK	3		
30E RELAY RE-978/ARC	69412	CABKC	CABK	3		
30E HF COMM. SEA OF 2 SYSC		CABL	CABA		11111111	
30E SWITCH	6121B	CABLR	CABL	1		
30E SHOCK MOUNTS	6121E	CABLE	CABL	0		
30E ADAPTER TRAY	6121L	CABLL	CABL	0		
30E INTERCONNECT BOX	6121M	CABLM	CABL	1		
30E CHASSIS	61210	CABLQ	CABL	1		
30E RADIO CONTROL	61216	CABLR	CABL	8		
30E MOUNTING	61212	CABLS	CABL	0		
30E MOUNTING	61213	CABLT	CABL	0		
30E CONTROL 714E-2	61211	CABLU	CABL	8		
30E MOUNT	61224	CABLV	CABL	0		
30E HF TRANSMISSION		CABM	CABL		22222222	
30E INTERLOCK RELAY	6121A	CABMA	CABM	A		
30E TRANSCEIVER	61214	CABMB	CABM	A		
30E HF RECEIVING		CABN	CABL		88888888	
30E TRANSCEIVER	61214	CABNA	CABN	A		
30E RECEIVER	61221	CABNB	CABN	A		

PGG095.J1R1 DATE = 08/17/76

FLIGHT SAFETY PREDICTION TECHNIQUE

000000001111111122222222223333333344444444445555555555666666666677777777778
12345678901234567890123456789012345678901234567890123456789012345678901234567890

30E HF ANTENNA			CABP	CABL	AAAAAAAAAA
30E ANTENNA TUNER 6121P	612AF		CABP	CABO	AAAAAAAAAA
30E ANTENNA GROUND RELAY 6121H612AF			CABPA	CABP	3
30E ANTENNA 35261G	6121D		CABPB	CABP	3
30E ANTENNA RFX ASSY	6121F		CABPD	CABP	A
30E ANTENNA GROUND RELAY 612AF6121H			CABPE	CABP	2
30E ANTENNA MAST	6121J		CABPF	CABP	3
30E ANTENNA TENSION TAKE-UP	6121K		CABPH	CABP	3
30E ANTENNA TUNING UNIT 612AF 6121P			CABPJ	CABP	1
30E HF / LORAN COUPLING			CABPK	CABP	1
30E CONVERTER	61223 6121C		CABPP	CABP	3
30E ANTENNA COUPLER	61222 6121G		CABPQ	CCDR	AAAAAAAAAA
30E ANTENNA COUPLER	6121G 6121N		CABQA	CABQ	A
30E ANTENNA COUPLER	6121N 6121H		CABQB	CABQ	2
30E ANTENNA COUPLER	6121B 61222		CABQC	CABQ	2
30E COUPLER POWER SUPPLY 6121C61223			CABQD	CABQ	2
30E STATIC DISCHARGE			CABQE	CABQ	2
30E STATIC DISCHARGERS	6921C		CABQF	CABQ	A
30E BONDING JUMPERS	6931N		CABR	CABA	000000000
30E ARC-34 ANTENNA	1112M		CABRA	CABR	1
30E POWER SUPPLY PP 3086	62512		CABRB	CABR	1
30E POWER SUPPLY PP 1990	63513		CABRV	CABR	A
30E IFF/SIF			CABZ	CABR	A
30E RADAR IFF APX25			CB	C	000000000
30E ANTENNA SWITCHING UNIT	6512C		CBA	CB	111111111
30E REAR CHASSIS ASSY	6512H		CBAC	CBA	3
30E ANTENNA 2 EA	65121		CBAB	CBA	1
30E CONTROL	65123		CBAB	CBA	1
30E RCVR-XMTR	65124		CBAB	CBA	A
30E RT UNIT MOUNT ASSY	65125		CBAL	CBA	A
30E MOUNT ASSY KEYS	65126		CBAM	CBA	0
30E CODER	65127		CBAN	CHA	0
30E CODER CONTROL UNIT	65128		CBAP	CHA	1
30E AIM RADAR IDENT APX 72			CBAP	CHA	1
30E RT 359/APX-72	65BAC	65PAA	CBAP	CP	111111111
30E RT 959B/APX-72	65BAC	65BE0	CBAP	CP	A
30E MODE 4	65BBD	65BBJ	CBAP	CBR	A
30E MOUNT	65BCC	65BRK	CBAP	CBR	1
30E MOUNT	65BDC	65BRL	CBAP	CBR	0
30E CONTROL C6280 P/APX	65CA0	65BRM	CBAP	CBR	0
30E CONTROL C6280A P/APX	65DA0	65BRN	CBAP	CBR	0
30E TS 1843A/APX	65EAA	65BRP	CBAP	CBR	A
30E TS 1843B/APX	65EB0	65BRQ	CBAP	CBR	0
30E MOUNT	65ECC	65BRR	CBAP	CBR	0
30E SWITCHING UNIT	65FAC	65BRS	CBAP	CBR	1
30E MOUNT	65FBC	65BRT	CBAP	CBR	1
30E ANTENNA	65GAC	65BRU	CBAP	CBR	5
30E ANTENNA	65GFC	65BRV	CBAP	CBR	5
30E NAVIGATION		CC	C	E	001222240

PG0095.JIR1 DATE = 08/17/76

FLIGHT SAFETY PREDICTION TECHNIQUE

```

00000000111111112222222233333333444444445555555566666666777777778
1234567890123456789012345678901234567890123456789012345678901234567890
30F STEERING SOLUTIONS          CCA          CC          CCB          0088888A0
30F DEAD RECONING                CCB          CC          K CCA          AAAAAAAAAA
30F HEADING                       CCB          CCB          AAAAAAAAAA
30F MAGNETIC COMPASS              51911        CCBAA         CCBAA         A
30F TIME                           CCB          CCB          000000000
30F CLOCK                          51154        CCBBA         CCBBA         A
30F PRESENT POSITION FIX            CCB          CCB          002222200
30F COORDINATOR FLIGHT DECK       5114B        CCBCH         CCBCH         1
30F COORDINATOR RHEUSTAT          5114C        CCBCC         CCBCC         5
30F COORDINATOR RULR              5114D        CCBCE         CCBCE         1
30F SEXTANT MOUNT                  5114E        CCBCE         CCBCE         A
30F SHUTTER ASSY                  5114G        CCBCE         CCBCE         A
30F SEXTANT MOUNT BASE ASSY       5114H        CCBCE         CCBCE         A
30F SEXTANT POWER CONN            5114J        CCBCE         CCBCE         5
30F SEXTANT PERISCOPE             5114K        CCBCE         CCBCE         A
30F SEXTANT LIGHT                  5114L        CCBCE         CCBCE         5
30F AVERAGER                       5114M        CCBCE         CCBCE         A
30F BUBBLE UNIT                    5114N        CCBCE         CCBCE         A
30F PERISCOPIC SEXTANT MOUNT      1112B        CCBCE         CCBCE         A
30F ENROUTE DISPLAYS              CCC          CCA          001111100
30F HEADING                        CCC          CCC          222222222
30F MASTER COMPASS INDICATION     CCCAA        CCCAA        111111111
30F MASTER INDICATOR              52211        CCCAA        CCCAA         1
30F REPEATER INDICATOR            52212        CCCAA        CCCAA         0
30F RDHI                           CCCAB        CCCA         111111111
30F INDICATOR ID 1103              52316        CCCAA        CCCAB         1
30F ADI HEADING INFO              CCCAC        CCCA         111111111
30F INDICATOR ARU 2B/A ADI        51822        CCCAC        CCCAC         1
30F INDICATOR REPEATER ADI        5182B        CCCAC        CCCAC         0
30F HSI                             CCCAD        CCCA         111111111
30F INDICATOR AQU-2/A              51823        CCCADA       CCCAD         1
30F SEARCH RADAR DISPLAY           CCCAE        CCCA         111111111
30F AZIMUTH INDICATOR              72FEO        CCCAE        CCCAE         1
30F INDICATOR                       72F00        CCCAE        CCCAE         1
30F RMI                             CCCAF        CCCA         111111111
30F INDICATOR ID 250               6921B        69217        CCCAF        CCCAF         1
30F INDICATOR ID 250A              69217        69218        CCCAF        CCCAF         1
30F INDICATOR ID 251                7141F        CCCAF        CCCAF         1
30F INDICATOR ID 250               7141G        7141G        CCCAF        CCCAF         1
30F INDICATOR ID 250A              7141F        7141H        CCCAF        CCCAF         1
30F INDICATOR ID 351                7141K        CCCAF        CCCAF         1
30F INDICATOR ID 250               7111F        7111F        CCCAF        CCCAF         1
30F INDICATOR ID 250A              7111F        7111F        CCCAF        CCCAF         1
30F INDICATOR ID 250               7131F        7131B        CCCAF        CCCAF         1
30F INDICATOR ID 250A              7131P        7131F        CCCAF        CCCAF         1
30F BEARING                         CCCB         CCC          222222222
30F RDHI                           CCCHA        CCCB         111111111
30F INDICATOR ID 1103              71113        CCCBA        CCCBA         1
30F INDICATOR ID 1103              7131C        CCCBAC       CCCBA         1
30F INDICATOR ID 663/J            7131K        CCCBAK       CCCBA         1

```

PGG095.J1R1 DATE = 08/17/76

FLIGHT SAFETY PREDICTION TECHNIQUE

```

00000000011111111122222222333333333344444444445555555555666666666677777777778
12345678901234567890123456789012345678901234567890123456789012345678901234567890
30E INDICATOR ID 1103      7141L   CCCBAL   CCCBA   1
30E INDICATOR ID 663      9971Z   CCCBAZ   CCCBA   1
30E RMI                                CCCRB   CCCR    111111111
30E INDICATOR ID 250      7131F  7131B  CCCRBA  CCCRB   1
30E INDICATOR ID 250A    7131F  7131F  CCCBBB  CCCRB   1
30E INDICATOR ID 251      7141F   CCCBBC  CCCRB   1
30E INDICATOR ID 250      7141H  7141G  CCCBBB  CCCRB   1
30E INDICATOR ID 250A    7141G  7141H  CCCBBE  CCCRB   1
30E INDICATOR ID 351      7141K   CCCBBF  CCCRB   1
30E INDICATOR ID 250      6921B  69217  CCCBBG  CCCRB   1
30E INDICATOR ID 250A    69217  69218  CCCBBH  CCCRB   1
30E INDICATOR ID 250      7111F  7111E  CCCBBJ  CCCRB   1
30E INDICATOR ID 250A    7111F  7111F  CCCBBK  CCCRB   1
30E HSI                                CCCBC   CCCB    111111111
30E HSI INPUT              CCCBC   FRXC    AAAAAAAAAA
30E INDICATOR AQU-2/A      51823  CCCPCA  CCCBC   1
30E ADI                    CCCBD   CCCB    111111111
30E INDICATOR ARU 2B/A    51822  CCCBDA  CCCBD   1
30E INDICATOR REPEATER    5182B  CCCBDB  CCCBD   1
30E SEARCH RADAR          CCCBE   CCCB    111111111
30E AZIMUTH INDICATOR     72FE0  CCCBEA  CCCBE   1
30E INDICATOR             72FE0  CCCBEB  CCCBE   1
30E DOPPLAR COMPUTER      CCCBF   CCCB    111111111
30E CONTROL INDICATOR     72782  CCCBFA  CCCBF   1
30E AUX CONTROL INDICATOR 7278N  CCCBFB  CCCBF   1
30E RANGE                 CCCC    CCC     111111111
30E BDHI                  CCCCA   CCCC    111111111
30E INDICATOR ID 1103     7131C  CCCCAA  CCCCA   1
30E INDICATOR ID 663/U    7131K  CCCCAR  CCCCA   1
30E INDICATOR ID 1103     71113  CCCCAC  CCCCA   1
30E INDICATOR ID 1103     7141L  CCCCAD  CCCCA   1
30E INDICATOR ID 663     9971Z  CCCCAZ  CCCCA   1
30E HSI                    CCCCB   CCCB    111111111
30E INDICATOR ARU 2R/A    51823  CCCCBA  CCCCB   1
30E SEARCH RADAR          CCCCC   CCCC    111111111
30E INDICATOR AZIMUTH     72FE0  CCCCCA  CCCCC   1
30E INDICATOR             72FE0  CCCCCB  CCCCC   1
30E DOPPLER COMPUTER      CCCC   CCC     111111111
30E CONTROL INDICATOR     72782  CCCCD  CCCCC   A
30E CONTROL INDICATOR     72785  CCCCDB  CCCCC   A
30E PRESENT POSITION        CCCD   CCC     111111111
30E LORAN DISPLAYS        CCCDA  CCCD    111111111
30E RECEIVER 2LORAN CK    72AAH  CCCDAA  CCCDA   A
30E INDICATOR IP 58 2APN-70C 72133  CCCDAB  CCCDA   A
30E INDICATOR IP 58A 2APN-70B<72142  CCCDAC  CCCDA   A
30E DOPPLER COMPUTER      CCCDB  CCCD    111111111
30E AUX CONTROL INDICATOR 7278N  CCCDBF  CCCDB   1
30E CONTROL INDICATOR     72782  CCCDBG  CCCDB   1
30E CONTROL INDICATOR     72785  CCCDBH  CCCDB   1
30E SEARCH RADAR          CCCDC   CCCD    111111111

```

PG095.J1R1 DATE = 08/17/76

FLIGHT SAFETY PREDICTION TECHNIQUE

000000000111111111222222222233333333344444444455555555566666666677777777778					
12345678901234567890123456789012345678901234567890123456789012345678901234567890					
30E INDICATOR AZIMUTH	72RE0	CCDCDA	CCDCD	1	
30E INDICATOR AZIMUTH	72FQ0	CCDCDB	CCDCD	1	
30E DRIFT ANGLE		CCCF	CCC		00000000
30E INDICATOR ID 938	72771	CCCF A	CCCF	A	
30E GROUND SPEED		CCCG	CCC		00000000
30E INDICATOR	72771	CCCG A	CCCG	A	
30E NAVIGATIONAL SIGNAL DATA		CCD	CCA		001111100
30E TACAN XEA OF 2 SYSC		CCDA	CCD		11111111
30E TACAN XEA OF 2 SYSC		CCDA	CCD		F11111111
30E TACAN INPUT		CCDA	FBXL		001111110
30E RECEIVER	72141	CCDAAA	CCDB	8	
30E ANTENNA COUPLER	72143	CCDAAB	CCDB	A	
30E ANTENNA %TOP<	71311	CCDAB	CCDA	2	
30E ANTENNA %BOTTOM<	71312	CCDAC	CCDA	2	
30E RECEIVER TRANSMITTER	7131D	CCDAD	CCDA	8	
30E MAIN CHASSIS	713AD	CCDADA	CCDA	1	
30E ARN 21 TACAN SYSTEM	7131C	CCDADB	CCDA	1	
30E COUPLING UNIT	7131E	CCDAE	CCDA	A	
30E ANTENNA CHANGEOVER RLY SW	7131B	CCDAF	CCDA	2	
30E ANTENNA SWITCHING RELAY	7131G	CCDAG	CCDA	5	
30E RACK ASSY	7131H	CCDAH	CCDA	1	
30E MOUNT ASSY	7131J	CCDAJ	CCDA	0	
30E CONTROL UNIT	71314	CCDAK	CCDA	A	
30E FREQ SELECTOR CONTROL	7131V	CCDAV	CCDA	8	
30E LORAN		CCDB	CCD		11111111
30E DEFLECTION UNIT GEAR ASSY	7213A	CCDBA	CCDB	3	
30E SWITCH AND GEAR ASSY	7213B	CCDBB	CCDB	1	
30E ANTENNA	72AAA	CCDBRA	CCDB	A	
30E MT-2683	72AAP	CCDBBB	CCDB	0	
30E RELAY INTER LOCK	72AAC	CCDBBC	CCDB	A	
30E CABLE COAXIAL	72AAD	CCDBBD	CCDB	2	
30E RACK CONNECTOR	72AAF	CCDBBF	CCDB	1	
30E ANTENNA COUPLER	72AAF	CCDBBF	CCDB	4	
30E WIPING	72AAG	CCDBBG	CCDB	1	
30E RECEIVER R-1214	72AAH	CCDBBH	CCDB	8	
30E POWER SUPPLY PP 3866	72AAJ	CCDBBJ	CCDB	A	
30E MOUNT	7213C	CCDBC	CCDB	0	
30E MOUNT	7213D	CCDBD	CCDB	0	
30E MOUNT	7213E	CCDBE	CCDB	0	
30E RECEIVER	72131	CCDBF	CCDB	8	
30E RECEIVER	72132	CCDBG	CCDB	8	
30E ANTENNA COUPLER	72134	CCDBH	CCDB	A	
30E CONNECTOR	72135	CCDBJ	CCDB	3	
30E TIMER UNIT	72137	CCDBK	CCDB	2	
30E RF RECEIVER	72138	CCDBL	CCDB	A	
30E SEARCH RADAR		CCDC	CCD		001111100
30E RADAR CONTROL	72PA0	CCDCA	CCDC	2	
30E ELECTRONIC AMPLIFIER	72FRC	CCDCB	CCDC	8	
30E SYNCHRONIZER	72PCC	CCDCC	CCDC	8	
30E SYNCHRONIZER CONTROL	72R00	CCDCD	CCDC	8	

AD-A054 492

ARINC RESEARCH CORP ANNAPOLIS MD
DEVELOPMENT OF AIR FORCE FLIGHT SAFETY MODELS. VOLUME 11. C-130--ETC(U)
SEP 76

F/G 1/2

F09603-72-A-1132

NL

UNCLASSIFIED

C54-01-1-1406-VOL-11

2 OF 2
AD
A054492



END
DATE
FILMED
7-78
DDC

PGG095.J1R1 DATE = 08/17/76

FLIGHT SAFETY PREDICTION TECHNIQUE

0000000001111111122222222333333333444444455555556666666777777778
1234567890123456789012345678901234567890123456789012345678901234567890

30E BATTERY	72SD0	CCDCDA	CCDC	1
30E POWER SUPPLY	72FF0	CCDCF	CCDC	A
30E RECEIVER TRANSMITTER	72FG0	CCDCG	CCDC	8
30E RECEIVER TRANSMITTER	72FH0	CCDCH	CCDC	8
30E ANTENNA	72FK0	CCDCK	CCDC	8
30E ANTENNA	72FL0	CCDCL	CCDC	8
30E ELECTRONIC MARKER GEN	72KM0	CCDCM	CCDC	2
30E CONTROL GEN	72PN0	CCDCN	CCDC	2
30E ANTENNA CONTROL	72RPO	CCDCP	CCDC	8
30E STABILIZATION GEN	72FF0	CCDCR	CCDC	2
30E WAVEFORM CONVERTER SYS		CCDCY	CCDC	11111111
30E CONVERTER CV-402A/AP	72331	CCDCYA	CCDCY	A
30E MOUNT	72332	CCDCYB	CCDCY	0
30E RADAR PRESSURIZATION		CCDCZ	CCDC	00000000
30E COMPRESSOR	72321	CCDCZA	CCDCZ	A
30E CONTROL	72322	CCDCZB	CCDCZ	A
30E DEHYDRATOR	72323	CCDCZC	CCDCZ	0
30E PRESSURE SWITCH	72324	CCDCZD	CCDCZ	5
30E DOPPLER COMPUTER		CCDD	CCD	11111111
30E DOPPLER INPUT		CCDD	FBXL	001111110
30E AUX CONTROL C-3749A	7278P	CCDDP	CCDD	3
30E CHASSIS RELAY	7278Q	CCDDQ	CCDD	5
30E COMPUTER	72781	CCDDR	CCDD	8
30E CONTROL INDICATOR	72782	CCDDS	CCDD	8
30E CONTROL INDICATOR	72785	CCDDT	CCDD	8
30E DOPPLER RADAR ZAPN-147C		CCDE	CCDD	AAAAAAAA
30E FREQUENCY TRACKER CASE	7277A	CCDEA	CCDE	0
30E COVER ASSY	7277B	CCDEB	CCDE	0
30E SIGNAL COMPARATOR	7277J	CCDEJ	CCDE	A
30E CHASSIS ASSY	7277K	CCDEK	CCDE	1
30E TERMINAL BOARD	7277Q	CCDEQ	CCDE	1
30E CONTROL	72772	CCDEI	CCDE	A
30E FREQUENCY TRACKER	72773	CCDEU	CCDE	A
30E RECEIVER TRANSMITTER	72774	CCDEV	CCDE	8
30E MOUNTING CV 1181	72776	CCDEW	CCDE	1
30E MOUNTING RT 625	72777	CCDEX	CCDE	1
30E ANTENNA	72778	CCDEY	CCDE	A
30E FREQUENCY MIXER CV 1186	7277H	CCDEZ	CCDE	1
30E DOPPLER PADOME	11438	CCDFZA	CCDE	1
30E AUTO DIRECTION FINDING		CCDF	CCD	11111111
30E AMPLIFIER	69211	CCDGA	CCDG	A
30E ANTENNA	69212	CCDGB	CCDG	A
30E RELAY ANT CHANGEOVER	69213	CCDGC	CCDG	3
30E MOUNT ASSY	69214	CCDGD	CCDG	1
30E CONTROL RELAY	69215	CCDGE	CCDG	8
30E ADF LOOP	11120	CCDGF	CCDG	0
30E RADIO COMPASS XFA OF 2 SYS<		CCDH	CCD	11111111
30E RADIO COMPASS XLA OF 2 SYS<		CCDH	CCT	F11111111
30E TUNING DRIVE MOTOR	7111A	CCDHA	CCDH	A
30E ANTENNA XSENSE<	7111B	CCDHB	CCDH	A

PGG095.J1R1 DATE = 08/17/70

FLIGHT SAFETY PREDICTION TECHNIQUE

00000000111111112222222233333333444444445555556666666677777777773
1234567890123456789012345678901234567890123456789012345678901234567890

30E CONTROL RELAY	7111C	CCDHC	CCDH	A
30E IF AMP	7111D	CCDHD	CCDH	A
30E ANTENNA LOOP	7111E	CCDHE	CCDH	5
30E CONTROL PANEL	7111F	CCDHF	CCDH	3
30E RELAY	7111G	CCDHG	CCDH	5
30E RECEIVER	7111H	CCDHH	CCDH	3
30E AMPLIF	7111I	CCDHI	CCDH	A
30E RACK ASSY	7111J	CCDHJ	CCDH	1
30E MOUNT ASSY	7111K	CCDHK	CCDH	0
30E RANGE FILTER F90 3EA	64215	CCDHP	CCDH	1
30E FILTER GF1523XARN-6K	6446A	CCDHP	CCDH	1
30E MASTER COMPASSSEA OF 2 SYS<		CCDJ	CCD	111111111
30E HEADING		CCDJ	FPXL	AAAAAAAAA
30E COMPENSATOR	5221A	CCDJA	CCDJ	5
30E TRANSMITTER FLUX VALVE	5221B	CCDJB	CCDJ	A
30E ROLL STAB DIRECTION GYRO	5221C	CCDJC	CCDJ	3
30E NI VERTICAL GYRO	5221D	CCDJD	CCDJ	3
30E SERVO MECH.ASSY	5221E	CCDJE	CCDJ	A
30E COMPASS REPEATER PANEL	5221F	CCDJF	CCDJ	0
30E N-1 COMPASS AMPL	5221G	CCDJG	CCDJ	A
30E COMPASS SIGNAL POWER AMPL	5221H	CCDJH	CCDJ	A
30E DIRECTIONAL GYRO	5221I	CCDJI	CCDJ	5
30E COMPASS SLAVE CONTROL	5221J	CCDJJ	CCDJ	3
30E N-1 COMPASS INTERLOCK RLY	5221K	CCDJK	CCDJ	1
30E TRANSMITTER C-2	5221L	CCDJL	CCDJ	A
30E DIRECTIONAL GYRO	52311	CCDJM	CCDJ	5
30E CONTROL DIGITAL	52312	CCDJN	CCDJ	3
30E COMPENSATOR REMOTE	52313	CCDJO	CCDJ	5
30E MAGNETIC AZIMUTH DETECTOR	52314	CCDJP	CCDJ	A
30E AMPLIFIER-POWER SUPPLY	52320	CCDJQ	CCDJ	A
30E AWADS		CCDK	CCD	000111000
30E RADAR&APQ122<		CCDL	CCDK	22222222
30E ANTENNA AS-2446	72MA0	CCDLA	CCDL	A
30E ELECT.CONT.AMPL.*AM-6225<	72MFC	CCDLB	CCDL	A
30E ANTENNA CONT.*C-8290	72MCO	CCDLC	CCDL	5
30E REVR-XMTR RT 974	72MD0	CCDLD	CCDL	3
30E REVR-XMTR KA BAND RT 795	72ME0	CCDLE	CCDL	3
30E CONTROL X BAND C-8295	72MFC	CCDLF	CCDL	3
30E CONTROL KA BAND C-8294	72MGC	CCDLG	CCDL	3
30E CONTROL PILOT IND C-8293	72MH0	CCDLH	CCDL	1
30E CONTROL NAV.IND. C-8292	72MJO	CCDLJ	CCDL	1
30E PILOT INDICATOR IP-988	72MK0	CCDLK	CCDL	1
30E NAV.INDICATOR IP-987	72ML0	CCDLL	CCDL	1
30E CURSOR CONTROL	72MM0	CCDLM	CCDL	1
30E MOUNT NAV IND	72MNO	CCDLO	CCDL	0
30E MOUNT ECA	72MPO	CCDLP	CCDL	0
30E MOUNT SWEEP GEN	72MQ0	CCDLQ	CCDL	0
30E MOUNT MT-4223/A	72MRO	CCDLR	CCDL	0
30E SWEEP GEN	72MSC	CCDLS	CCDL	A
30E FREQN PRESSURE SYSTEM	72MTC	CCDLT	CCDL	A

PGG095.J1R1 DATE = 08/17/76

FLIGHT SAFETY PREDICTION TECHNIQUE

00000000111111112222222223333333334444444445555555556666666667777777778
1234567890123456789012345678901234567890123456789012345678901234567890

30E	INFORMATION POSITION SYS	CCDM	CCDK	22222222	
30E	MOUNT ASSY	72LAA	CCDMA	CCDM	1
30E	CODER DECODER	72LBO	CCDMB	CCDM	A
30E	REC-TRAN RT 786A	72LCO	CCDMC	CCDM	8
30E	RADOME CW 948A	72LAC	CCDMD	CCDM	5
30E	MOUNT MT 4124	72LAF	CCDME	CCDM	1
30E	CONTROL C-6635A	72LAG	CCDMG	CCDM	5
30E	AMPLIFIER AM-6308	72LAH	CCDMH	CCDM	A
30E	INDICATOR IP-1636	72LAJ	CCDMJ	CCDM	5
30E	INDICATOR IO 1728	72LAK	CCDMK	CCDM	5
30E	CONTROL C7956	72LAL	CCDML	CCDM	8
30E	ANTENNA PEDESTAL AR-1034	72LAM	CCLMM	CCDM	8
30E	ANTENNA AS-1798A	72LAN	CCDMN	CCDM	8
30E	ANTENNA AS-1799	72LAP	CCDMP	CCDM	8
30E	NAVIGATIONAL COMPUTER		CCDN	CCDK	33333333
30E	CONTROL	72NAA	CCDNA	CCDN	3
30E	CONTROL	72NAB	CCDNB	CCDN	3
30E	CONTROL	72NAC	CCDNC	CCDN	3
30E	CONTROL	72NAD	CCDND	CCDN	3
30E	CONTROL	72NAE	CCDNE	CCDN	3
30E	TEMPERATURE PROBE	72NAF	CCDNF	CCDN	3
30E	MOUNT	72NAJ	CCDNJ	CCDN	0
30E	MOUNT	72NAK	CCDNK	CCDN	0
30E	MODULE	72NAL	CCDNL	CCDN	A
30E	PANEL ASSY	72NAM	CCDNM	CCDN	1
30E	COMPUTER CP-641	72NBO	CCDNN	CCDN	8
30E	CONVERTER PP-3214	72NCO	CCDNP	CCDN	8
30E	AIR DATA MEASUREMENT/COMP		CCDP	CCDN	AAAAAAAA
30E	TUBE ASSY 858DG	51FAC	CCDPA	CCDP	A
30E	SIGNAL CONDITIONING AMPL	51FBO	CCDPR	CCDP	A
30E	TOTAL TEMP SYSTEM	51FCO	CCDPC	CCDP	8
30E	TRANSDUCER 0-16 PSIA	51FDO	CCDPO	CCDP	A
30E	TRANSDUCER 0-2 PSID	51FEO	CCDPE	CCDP	A
30E	TRANSDUCER 6 - 1 PSID	51FFO	CCDPF	CCDP	A
30E	TRANSDUCER -1&2 PSID	51FGO	CCDPG	CCDP	A
30E	SYSTEM PLUMBING	51FHO	CCDPH	CCDP	A
30E	CPU 43/A	52410	CCDPJ	CCDP	8
30E	RADAR COOLING		CCDQ	CCDL	AAAAAAAA
30E	BLOWER FAN	418AA	CCDQA	CCDQ	A
30E	PLENUM	418AP	CCDQB	CCDQ	1
30E	FILTER	418AC	CCDQC	CCDQ	1
30E	SHUTOFF VALVE L/R	418AE	CCDQE	CCDQ	5
30E	SWITCH	418AF	CCDQF	CCDQ	5
30E	SWITCH	418AG	CCDQG	CCDQ	5
30E	ROTON BLOWER	41CAA	CCDQH	CCDQ	A
30E	RADOME ANTI ICE		CCDR	CCDL	A AAAAAAAAAA
30E	PRESSURE RELIEF VALVE	41531	CCDRA	CCDR	2
30E	THROTTLING/SHUTOFF VALVE	41532	CCDRB	CCDR	A
30E	REGULATOR	41533	CCDRC	CCDR	5
30E	THERMOSTAT	41535	CCDRD	CCDR	5

PGG095.JIR1 DATE = 05/17/76

FLIGHT SAFETY PREDICTION TECHNIQUE

000000001111111122222222333333334444444455555566666666777777778
 1234567890123456789012345678901234567890123456789012345678901234567890

30E EJECTOR	41536	CCDRF	CCDR	1
30E CONTROL PANEL	41527	CCDRF	CCDR	5
30E/ COUPLING ASSY	41536	CCDRF	CCDR	1
30E FLIGHT DIRECTOR KEA OF 2 SYC		CCL	CCA	111111111
30E FLIGHT DIRECTOR		CCF	DAD	111111111
30E SWITCHING UNIT	51820	CCFC	CCF	1
30E INST. SWITCHING RELAY	51820	CCFD	CCL	2
30E COMPUTER	5182E	CCFE	CCF	8
30E COMPUTER	51821	CCFE	CCF	8
30E RATE GYRO	51824	CCFJ	CCF	3
30E DISPLACEMENT GYRO	51825	CCFK	CCL	5
30E RATE GYRO XMTR	51826	CCFL	CCF	5
30E PILOT RADIO PNL	51827	CCFM	CCF	1
30E RELAY	51828	CCFN	CCF	2
30E APPROACH AND LANDINGS		CCF	CCA	000000120
30E MARKER BEACON *51Z-3/4<		CCFA	CCF	111111111
30E RECEIVER	71221	CCFAA	CCFA	8
30E ANTENNA	71222	CCFAB	CCFA	8
30E SENSATIVITY CONTROL SWITCH	71223	CCFAC	CCFA	1
30E LAMP 33-A<	71224	CCFAD	CCFA	3
30E RECEIVER	71231	CCFAE	CCFA	8
30E ANTENNA	71232	CCFAF	CCFA	8
30E CONTROL SWITCH	71233	CCFAG	CCFA	5
30E LAMP 33-A<	71234	CCFAH	CCFA	3
30E TALAR SYS KARN-97<		CCFC	CCF	111111111
30E RECEIVER	71811	CCFCA	CCFC	8
30E AMPLIFIER OR-37	71812	CCFCB	CCFC	8
30E MOUNT MT-4054	71813	CCFCC	CCFC	0
30E ANTENNA AS-2277	71814	CCFCD	CCFC	8
30E GLIDESLOPE * FA OF 2<		CCFD	CCF	111111111
30E GLIDESLOPE INPUT		CCFD	FCV	AAAAAAAAAAA
30E ANTENNA	71711	CCFDA	CCFD	3
30E ANTENNA	71712	CCFDB	CCFD	3
30E ANTENNA	71713	CCFDC	CCFD	3
30E INDICATOR	71714	CCFDD	CCFD	A
30E MOUNT	71715	CCFDE	CCFD	0
30E RECEIVER	71716	CCFDF	CCFD	8
30E RECEIVER	71721	CCFDG	CCFD	8
30E INDICATOR ARJ 28/A	71722	CCFDH	CCFD	A
30E COMPUTER	71723	CCFDJ	CCFD	8
30E MOUNT	71724	CCFDK	CCFD	0
30E ANTENNA	71725	CCFDL	CCFD	8
30E VOR NAV KEA OF 2<		CCFE	CCF	111111111
30E VOR INPUT		CCFE	FBXF	0011111110
30E RECEIVER	71611	CCFEA	CCFE	A
30E INSTRUMENTATION UNIT	71612	CCFEB	CCFE	A
30E CONTROL	71613	CCFEC	CCFE	3
30E MOUNT	71614	CCFED	CCFE	0
30E ANTENNA	71615	CCFEE	CCFE	A
30E POWER RELAY	71616	CCFEF	CCFE	A

PGG095.JIR1 DATE = 08/17/76

FLIGHT SAFETY PREDICTION TECHNIQUE

00000000111111112222222233333333444444445555555566666666777777778888888899999999
12345678901234567890123456789012345678901234567890123456789012345678901234567890

30E MOUNT ASSY RCVR	7141A	CCFFG	CCFE	0
30E ANTENNA	71411	CCFEH	CCFE	A
30E CONTROL PANEL	71412	CCFEJ	CCFF	2
30E DYNAMOTOR DY 84	71416	CCFEK	CCFE	A
30E RECEIVER	71417	CCFEL	CCFE	8
30E RACK ASSY	71418	CCFEM	CCFE	1
30E DYNAMOTOR DY 66	71413	CCFEN	CCFE	A
30E DYNAMOTOR DY 66A	71414	CCFEP	CCFE	A
30E DYNAMOTOR DY 66B	71415	CCFEQ	CCFE	A
30E ARN 14 VHF NAV SYS	71410	CCFER	CCFE	1
30E TONE/VOICE MONITOR		CCT	CCA	00000000
30E TONE/VOICE MONITOR		CCT	CCF	F111111111
30E MONITOR PANEL	6442A	CCTA	CCT	A
30E INFORMATION AND DISPLAY		D		AAAAAAAAAA
30E FLIGHT STATUS		DA	D	011111130
30E ALTITUDE INFO		DAA	DA E	00A111AAC
30E ANGLE OF ATTACK		DAB	DA E	000000010
30E ANG ATT/STALL WARN INDICATE		DABA	DAB	AAAAAAAAAA
30E CONTROL BOX	510DD	DARAA	DABA	6
30E WIRING	510DJ	DABAB	DABA	1
30E JUNCTION BOX	510DK	DABAC	DABA	1
30E MOUNTS	510DL	DABAD	DABA	0
30E TEST SWITCH	510DG	DABAE	DABA	0
30E LIGHT PRESS-TO-TEST	510DH	DABAF	DABA	0
30E ANG ATT/STALL WARN COMPUTE		DABB	DABA	AAAAAAAAAA
30E COMPONENTS	510EO	DABBA	DABB	0
30E VISUAL DISPLAY		DABC	DABA	111111111
30E INDICATOR #2EAK	510EA	DABCA	DABC	1
30E AUDIO INDICATION		DABD	DABA	111111111
30E HORN-WARNING	510EE	DABDA	DABD	A
30E RELAY-HORN	510EF	DABDR	DABD	A
30E VANE POSITION SENSING		DABE	DABB	AAAAAAAAAA
30E XMITTER WING	510ER	DABEA	DABE	A
30E SENSOR ASSY	510FA	DABEB	DABE	A
30E FLAP POSITION		DABF	DABB	AAAAAAAAAA
30E XMITTER-FLAP	510DC	DABFA	DABF	A
30E A/A ANTI-ICING		DABJ	DABE A	777777777
30E VANE	41611	DABJA	DABJ	A
30E SWITCH	41612	DABJB	DABJ	A
30E AIR SPEED INFORMATION		DAC	DAX	0A10101A0
30E IAS INDICATION		DACA	DAC	111111111
30E INDICATOR-AIR SPEED #2EAK	51111	DACAA	DACA	1
30E TAS INDICATION		DACB	DAC	111111111
30E INDICATOR-TRUE AIRSPEED	51112	DACBA	DACB	A
30E TEMPERATURE BULB	5111C	DACBR	DACB	A
30E ATTITUDE INFORMATION		DAD	DA E	0000000A0
30E PITCH/ROLL INDICATION		DADA	DAD	AAAAAAAAAA
30E INDICATOR ARU-2R/A	51822	DADAA	DADA	1
30E SLIP/TURN INDICATION		DADB	DAD	111111111
30E INDICATOR ARU-2R/A	51822	DADBA	DADB	1

PG0095.JIR1 DATE = 08/17/75

FLIGHT SAFETY PREDICTION TECHNIQUE

000000001111111112222222223333333344444444555555556666666677777777778						
1234567890123456789012345678901234567890123456789012345678901234567890						
300G-LOAD INDICATION			DAE	DAK		00000000
300 ACCELEROMETER	5111B		DAEA	DAE	A	
300 RADAR ALTIMETER			DAF	DAF		11111111
300 HIGH RANGE PROCESSING			DAFA	DAF		00111111
300 APN-133 RAD ALT	72220	72760	DAFAA	DAFA	B	
300 INDICATOR 10-152F		72761	DAFAAA	DAFA	A	
300 MOUNTING MT-2500		72762	DAFAAB	DAFA	O	
300 MOUNTING MT-1746A		72763	DAFAAC	DAFA	O	
300 REC-XMITTER RT-529	72767	72764	DAFAAD	DAFA	B	
300 VISOR M-387		72765	DAFAAE	DAFA	O	
300 ANTENNA AT-613		72766	DAFAAF	DAFA	A	
300 REC-XMITTER RT-529A	72769	72767	DAFAAG	DAFA	B	
300 INDICATOR IP-067		72768	DAFAAH	DAFA	A	
300 SCR-713 RAD ALT	72760	72220	DAFAB	DAFA	B	
300 AMPLIFIER		72221	DAFABA	DAFA	A	
300 ANTENNA 34EAC		72222	DAFABB	DAFA	1	
300 INDICATOR		72223	DAFABC	DAFA	A	
300 RECEIVER-TRANSMITTER		72224	DAFABD	DAFA	B	
300 VISOR		72225	DAFABE	DAFA	O	
300 CONNECTOR 9 EA		72227	DAFABF	DAFA	1	
300 LOW RANGE PROCESSING			DAFB	DAF		001100110
300 APN-22 RAD ALT 72150/72750	72110	72110	DAFBA	DAFB	B	
300 ANTENNA RECEIVER		7211A	DAFBAA	DAFB	A	
300 REC-XMITTER RT-160		7211B	DAFBAB	DAFB	B	
300 CY-1409	72110	72110	DAFBAC	DAFB	B	
300 CY-1409A	72110	72110	DAFBAD	DAFB	B	
300 MAGNETRON		7211E	DAFBAP	DAFB	A	
300 AMPLIFIER AM-291		7211F	DAFBAP	DAFB	A	
300 MODULATOR		7211G	DAFBAG	DAFB	A	
300 SWEEP GENERATOR		7211H	DAFBAH	DAFB	A	
300 SERVO AMPLIFIER		7211J	DAFBAJ	DAFB	A	
300 POWER SUPPLY		7211K	DAFBAK	DAFB	A	
300 RELIABILITY		7211L	DAFBAL	DAFB	O	
300 AUDIO AMPLIFIER		7211M	DAFBAM	DAFB	A	
300 SERVO UNIT		7211N	DAFBAN	DAFB	A	
300 CHASSIS		7211P	DAFBAP	DAFB	O	
300 MOUNT MT-803		72110	DAFBAQ	DAFB	O	
300 INDICATOR 10-257	72113	72112	DAFBAP	DAFB	A	
300 INDICATOR 10-257A	72112	72113	DAFBAS	DAFB	A	
300 APN-171 RAD ALT 72750/72110	72150	72150	DAFB8	DAFB	B	
300 REC-XMITTER RT-804		7215A	DAFB8A	DAFB	B	
300 XMITTER 962578-1		7215B	DAFB8B	DAFB	A	
300 RECEIVER 962517-1		7215C	DAFB8C	DAFB	A	
300 SERVO ASSY		7275A	DAFB8CA	DAFB	A	
300 REC-TRAN HG905004		7215D	DAFB8D	DAFB	B	
300 TRANS-MODULE		7215E	DAFB8E	DAFB	A	
300 NETWORK AG		7215F	DAFB8F	DAFB	A	
300 CHASSIS AND FILTER ASSY		7215G	DAFB8G	DAFB	A	
300 PRINTED CIRCUIT CARD		7215H	DAFB8H	DAFB	A	
300 INDICATOR DJG-206A7		7215J	DAFB8J	DAFB	A	

PGG095.J1R1 DATE = 08/17/76

FLIGHT SAFETY PREDICTION TECHNIQUE

00000000111111112222222233333333444444445555555566666666777777778
1234567890123456789012345678901234567890123456789012345678901234567890

30E ANTENNA LG-81A	7215K	DAFBK	DAFB	A
30E IF AMPLIFIER 962568-1	72151	DAFBBL	DAFB	A
30E NETWORK NO 1	72152	DAFBBM	DAFB	A
30E NETWORK NO 2	72153	DAFBBN	DAFB	A
30E NETWORK NO 3	72154	DAFBBP	DAFB	A
30E NETWORK NO 4	72155	DAFBBQ	DAFB	A
30E POWER SUPPLY 962590-1	72156	DAFBRR	DAFB	A
30E INDICATOR ID-1345	72157	DAFBBS	DAFB	A
30E ANTENNA AS-1858	72158	DAFBRT	DAFB	A
30E APN-150 RAD ALT 72110/72150	72750	DAFBC	DAFB	B
30E XLATOR OSCILLATOR	72758	DAFBCB	DAFB	A
30E INDICATOR ID-966	72756 72751	DAFBCC	DAFB	A
30E RAD RECEIVER R1085	72752	DAFBCE	DAFB	A
30E ELEC CONT AMPLIFIER AM-3063	72753	DAFBCE	DAFB	A
30E MOUNT MT-2585	72754	DAFBCE	DAFB	C
30E XMITTER T-853	72755	DAFBCE	DAFB	A
30E INDICATOR ID-950	72751 72756	DAFBCH	DAFB	A
30E INDICATOR ID-1143	72757	DAFBCE	DAFB	A
30E ALT PRESSURE SWITCH	72758	DAFBCK	DAFB	A
30EWC-130E NON DOCUMENTED SYST		DAFC	DAF	000000000
30E APN-42 RADAR ALTIMETER SYST	72000	DAFCA	DAFC	0
30E BAROMETRIC ALTIMETER		DAG	DAA	111111111
30E ALTIMETER	5114E	DAGA	DAG	1
30E ALT. ENCODER AAU-21/A	5114J	DAGB	DAG	0
30E ALTIMETER AAU-27/A	5114K	DAGC	DAG	1
30E VERTICAL VELOCITY		DAH	DAA	000000000
30E IND-RATE OF CLIMB 2FAK	51113	DAHA	DAH	1
30E STATIC PRESSURE EA OF 2 SYS		DAK	DAC	111111111
30E STATIC PRESSURE EA OF 2 SYS		DAK	DAG	111111111
30E STATIC PRESSURE EA OF 2 SYS		DAK	DAH	111111111
30E STATIC PRESSURE INPUT		DAK	FCT	AAAAAAAAA
30E MANIFOLD	5111A	DAKA	DAK	A
30E LINE-STATIC	51115	DAKH	DAK	A
30E PORT-STATIC	51116	DAKC	DAK	A
30E PITOT PRESSURE EACH OF 2		DAL	DAC	111111111
30E PITOT ANTI-ICING		DALA	DAL	AAAAAAAAA
30E PROBE 102A2W	51CCA	DALAA	DALA	1
30E HEATER ELEMENT	51CCB	DALAB	DALA	A
30E INDICATOR EHV-22	51CCC	DALAC	DALA	1
30E DE-ICE SWITCH	51CCD	DALAD	DALA	A
30E MANIFOLD	5111A	DALH	DAL	1
30E LINE-PITOT	51114	DALC	DAL	1
30E HEAD-PITOT	51117	DALD	DAL	1
30E ATTENUATION		DAX	DA	111111111
30E WARNINGS		DB	D	AAAAAAAAA
30E MASTER FIRE WARNING		DBA	DB	AAAAAAAAA
30E VISUAL DISPLAY		DBAA	DBA	111111111
30E LAMP ASSY-MASTER	49124	DBAAA	DBAA	A
30E AUDIO INDICATOR		DBAB	DBA	111111111
30E AMPLIFIER	49141	DBABA	DBAB	A

PG0095.J1R1 DATE = 08/17/76

FLIGHT SAFETY PREDICTION TECHNIQUE

000000001111111122222222333333334444444555555566666677777777778						
1234567890123456789012345678901234567890123456789012345678901234567890						
30E LOUD SPEAKER	49142	DBABR	DBAB	A		
30E MOUNTING	49143	DBABC	DBAB	0		
30E TONE GENERATOR	49146	DBABD	DBAB	A		
30E RELAY-WARNING	4912J	DBAX	DBA	A		
30E DOOR OPEN DISPLAY		DBB	DB	I	EDBF	010000000
30E WARNING LIGHT	44280	DBBA	DBA	0		
30E MICRO SWITCHES #FOR EA DEK	44282	DBBB	DBB	1		
30E LIGHT ASSY	44281	DBBC	DBB	A		
30E PERSONNEL WARNING		DBC	DB			000000000
30E COMPONENTS	49610	DBCA	DBC	0		
30E BELL	49611	DBCH	DBC	1		
30E LIGHT	49612	DBCC	DBC	1		
30E CONTROL	49613	DBCD	DBC	A		
30E RESISTOR	49614	DBCE	DBC	A		
30E PILOT SUNVISOR	49615	DBCF	DBC	0		
30E CO-PILOT SUNVISOR	49616	DBCG	DBC	0		
30E MAINTENANCE INFORMATION		DC	D			000000000
30E LIFE HISTORY RECORD		DCA	DC			AAAAAAAAA
30E RECORDER SIGNAL DATA	49AAA	DCAA	DCA	A		
30E CONVERTER MUX-SIGNAL DATA	49AA6	DCAP	DCA	A		
30E XMITTER ACCELEROMETER NORM	49AA0	DCAC	DCA	3		
30E XMITTER ACCELEROMETER XVERS	49AA0	DCAD	DCA	3		
30E GYRO ASSY-RATE	49AAF	DCAE	DCA	A		
30E REDUCER ASSY	49AAF	DCAF	DCA	A		
30E MISC INSTRUMENTS		DD	D			000000000
30E INDICATOR-FREE AIR TEMP X2FA51151		DDA	DD	1		
30E RULB-RESISTANCE TEMP X2EAK51152		DDB	DD	1		
30E CIRCUIT BREAKER AIR TEMP X2FA51153		DDC	DD	1		
30E ENVIRONMENT		E				AAAAAAAAA
30E LIGHTING		EA	E	D		111111121
30E INTERNAL LIGHTS		EAB	EA			0AAAAAA00
30E FLIGHT STATION LIGHTS		EAC	EAS			111111121
30E PRIMARY LIGHTING		EACA	EAC			111111111
30E PEDestal/PILOTS SIDE PANEL	44240	EACAA	EACA	0		
30E LIGHT ASSY	44241	EACAB	EACA	1		
30E RHEOSTAT	44244	EACAC	EACA	5		
30E PANEL DIFFUSER	44246	EACAD	EACA	0		
30E PANEL LIGHTS	44270	EACAE	EACA	1		
30E LIGHT ASSY	44271	EACAF	EACA	1		
30E SWITCH CONTROL	44273	EACAG	EACA	1		
30E RHEOSTAT	44274	EACAH	EACA	A		
30E PANEL DIFFUSER	44275	EACAJ	EACA	0		
30E EMERG EXIT LIGHTS	44247	EACAK	EACA	0		
30E BACK UP LIGHTING		EACL	EAC	K	EACA	AAAAAAAAA
30E DOME/THUNDER-STORM LIGHTS	44250	EACBA	EACB	1		
30E LIGHT ASSY	44251	EACBB	EACB	1		
30E SWITCH CONTROL	44254	EACBC	EACB	A		
30E RHEOSTAT	44255	EACBD	EACB	A		
30E CREW STATION LIGHTS		EAD	EAB			000000000
30E DOME LIGHTS-CARGO	44210	EADA	EAD	1		

PG095.J1R1 DATE = 08/17/76

FLIGHT SAFETY PREDICTION TECHNIQUE

000000001111111122222222333333334444444455555555666666667777777788
 12345678901234567890123456789012345678901234567890123456789012345678901234567890

30E SWITCH-CONTROL	44213	EAOB	EAD	2
30E SWITCH-DIMMING	44214	EADC	EAD	2
30E RESISTOR-DIMMING	44215	EADD	EAD	2
30E LIGHT ASSY	44217	EADE	EAD	1
30E FLOOR LIGHTS-CARGO	44220	EADU	EAD	1
30E SWITCH-CONTROL	44223	EADG	EAD	2
30E RESISTOR-DIMMING	44224	EADH	EAD	1
30E SWITCH-LOADING DR LIMIT	44225	EADJ	EAD	2
30E LIGHT ASSY	44227	EADK	EAD	1
30E LOADING LIGHTS-CARGO	44230	EADL	EAD	1
30E SWITCH-CONTROL	44233	EADM	EAD	2
30E SWITCH-DOOR LIMIT	44234	EADN	EAD	1
30E WORKTABLE-UTILITY LIGHTS	44260	EADP	EAD	1
30E WORK LIGHT, FCO CONSOLE	4426A	EADQ	EAD	1
30E UTILITY LIGHT 20MM GUNS	4426B	EADR	EAD	1
30E UTILITY LIGHT 7.62 GUNS	4426C	EADS	EAD	1
30E UTILITY LIGHT 40MM GUNS	4426D	EADT	EAD	1
30E UTILITY LIGHT FLEC RACK	4426E	EADU	EAD	1
30E LIGHT ASSY	4426I	EADV	EAD	1
30E SWITCH-CONTROL	4426J	EADW	EAD	2
30E RHEDSTAT	4426K	EADX	EAD	2
30E SIGNAL LIGHTS	4429C	EADY	EAD	0
30E LIGHT ASSY	4429I	EADZ	EAD	0
30E SPA LIGHT SYSTEM DC-130E	44400	EADZA	FAD	0
30E LIGHT ASSY	44411	EADZB	FAD	0
30E SWITCH-CONTROL	44412	EADZC	FAD	0
30E LIGHT ASSY	44236	EADZP	FAD	1
30E IMPACT LIGHTS		EAE	EAB	00000000
30E LIGHT ASSY	44310	EAEA	EAE	2
30E BATTERY	44314	EAEB	EAF	A
30E LIGHT ASSY NOSE WHL WELL	44321	EAEF	EAE	2
30E EXTERNAL LIGHTS ATTEN		EAF	FA	11111111
30E EXTERNAL LIGHTS		EAG	EAF	11111111
30E LANDING LIGHTS		EAGA	EAG	000000A0
30E SWITCH-CONTROL MOTOR	44121	EAGAA	FAGA	A
30E SWITCH-CONTROL LAMP	44122	EAGAB	EAGA	A
30E LIGHT ASSY X2 EAC	44125	EAGAC	EAGA	5
30E NAVIGATION LIGHTS		EAGB	EAG	00000000
30E TELL-TALE MOUNT BRACKET	4411A	EAGBA	FAGB	0
30E SWITCH-CONTROL	44111	FAGBB	EAGB	A
30E SWITCH-DIMMER	44112	EAGBC	FAGB	A
30E FLASHER UNIT	44113	EAGBD	EAGB	A
30E LIGHT ASSY	44117	EAGBE	FAGB	1
30E TELL TALE INDICATOR	44118	EAGBF	FAGB	0
30E ANTI-COLLISION LIGHTS		EAGC	EAG	00000000
30E SWITCH-CONTROL	44133	FAGCA	EAGC	A
30E LIGHT ASSY	44135	FAGCB	FAGC	A
30E TAXI LIGHTS		EAGD	EAG	10000001
30E SWITCH	44141	EAGDA	FAGD	A
30E LIGHT ASSY	44144	EAGDB	EAGD	2

PGG095.J1R1 DATE = 08/17/76

FLIGHT SAFETY PREDICTION TECHNIQUE

000000001111111112222222223333333334444444445555555556666666667777777778	1234567890123456789012345678901234567890123456789012345678901234567890						
30E ANTI-ICE/WINDSHIFLS CLEAR		EC		E		011111120	
30E WINDSHIELD CLEAR		ECA		EC		AAAAAAAAA	
30E RAIN REMOVAL		ECB		ECA	G	111111181	
30E WINDSHIELD WIPE CONTROL		FCC		ECB		AAAAAAAAA	
30E CONTROL SWITCH	49522	ECCA		FCC	A		
30E TAPPED RESISTOR	49523	ECGR		ECC	1		
30E WINDSHIELD WIPE		ECG		ECB		AAAAAAAAA	
30E FLEX DRIVE 2EA	49511	ECDA		ECG	1		
30E CONVERTER 2EA	49512	ECDB		ECG	1		
30E DRIVE ARM 2EA	49513	ECDC		ECG	5		
30E TIE-ROD 2EA	49514	ECDD		ECG	1		
30E PIVOT BOLT 2EA	49515	ECDE		ECG	1		
30E MOUNTING PLATE 2EA	49516	ECDF		ECG	0		
30E BLADE 2EA	49517	ECDG		ECG	2		
30E MOTOR 2EA	49521	ECDH		ECG	1		
30E WINDOW ANTI-ICE		ECE		FCA	A	111111181	
30E CENTER WINDSHIELD		ECEA		ECF	ECEB	666666666	
30E RELAY	41541	ECEAA		ECEA	A		
30E RHEDSTAT	41542	ECEAB		ECEA	A		
30E THERMISTOR	41543	ECEAC		ECEA	A		
30E HEATING ELEMENT	41546	ECEAD		ECEA	A		
30E SIDE AND LOWER WINDOWS		ECEB		ECF	K ECEA	AAAAAAAAA	
30E RELAY	41541	ECEBA		ECEB	A		
30E RHEDSTAT	41542	ECEBB		ECEB	A		
30E THERMISTOR	41543	ECEBC		ECEB	A		
30E HEATING ELEMENT	41546	ECEBD		ECEB	6		
30E WINDOW ANTI-ICE CONTROL		ECEC		ECE		AAAAAAAAA	
30E TRANSFORMER	41544	ECECA		ECFC	A		
30E CONTROL BOX	41545	ECECB		ECFC	A		
30E WINDSHIELD DEFOG		ECF		ECA	Y	111111111	
30E DEFOGGER CONTROL	41115	ECFA		ECF	A		
30E FLIGHTDECK DEFOG VALVE ZFA	41126	ECFB		ECF	2		
30E DEFOG MANIFOLD SHUT VALVE	41127	ECFC		ECF	2		
30E DUCTING	41131	ECFD		ECF	1		
30E WING AND EMPENNAGE ANTI-ICE		FCG		EC	A	AAAAAAAAA	
30E WING ANTI-ICE		ECH		ECG		222222222	
30E WING-ANTI-ICE		ECH		ECN		FAAAAAAAAAA	
30E THERMOSWITCH 8EA	41561	ECHA		ECH	1		
30E DUCT ANTI-ICE WING	41562	ECHB		FCH	1		
30E EJECTOR 10 EA	41564	ECHC		ECH	1		
30E COUPLING ASSY	41565	ECHD		ECH	1		
30E ANTI-ICE VALVE 4EA	41424	ECHE		ECH	5		
30E SWITCH WING ANTI-ICE	9941A	ECHF		FCH	A		
30E ICE DETECTION WING		ECJ		ECH		222222222	
30E INDICATOR ANTI-ICE TEMP4EA	41814	ECJA		FCJ	5		
30E BULB-RESISTANCE 4EA	41815	ECJB		FCJ	5		
30E EMPENNAGE ANTI-ICE		ECK		ECG		555555555	
30E EMPENNAAGE ANTI-ICE		ECK		ECN		FAAAAAAAAAA	
30E CONTROL THERMOSTAT 4EA	9941C	ECKA		ECK	6		
30E DUCT ANTI-ICE EMPENNAGE	41563	ECKB		ECK	1		

PG0795.J1R1 DATE = 02/17/76

FLIGHT SAFETY PREDICTION TECHNIQUE

000000001111111112222222222333333333344444444445555555555666666666677777777778	12345678901234567890123456789012345678901234567890123456789012345678901234567890
30E EJECTOR 4 EA 41564	ECKC ECK 1
30E COUPLING ASSY 41565	ECKD ECK 1
30E ANTI-ICE VALVE 2EA 41427	ECKE ECK A
30E SWITCH EMPENNAGE ANTI-ICE 9941A	ECKF ECK A
30E ICE DETECTION EMPANNAGE	ECL ECK 22222222
30E INDICATOR ANTI-ICE TEMP2EA41814	ECLA ECL 5
30E BULB-RESISTANCE 4EA 41815	ECLB ECL 5
30E PILOT ACTION	ECM ECG AAAAAAAAAA
30E OVERHEAT WARNING	ECN ECM AAAAAAAAAA
30E OVERHEAT THERMOSTAT WG 8EA9941D	ECNA ECN 5
30E OVERHEAT THERMOSTAT EMP4EA9941E	ECNB ECN 5
30E AIR COND/PRESSURIZATION	ED E 011111120
30E AIRCRAFT PRESSURIZATION	EDA ED 001222100
30E PRESSURE CONTROL	EDAA EDA 22222222
30E PRESSURE CONTROL	EDAA EDAE FAAAAAAAAAAA
30E PRESSURE CONTROLLER 41311	EDAAA EDAA 2
30E PANEL 41312	EDAAB EDAA 1
30E BREAKER PANEL 41313	EDAAC EDAA 1
30E AIR PRESSURE GAGE 41314	EDAAD EDAA A
30E FILTER 41315	EDAAE EDAA 0
30E AUTO PRESSURE	EDAB EDAB EDAC 111111111
30E AIR CONDITION MASTER SW 41212	EDABA EDAB 1
30E CABIN PRESS OUTFLOW VLV 41221	EDABR EDAB 5
30E CABIN SAFETY VALVE 41322	EDABC EDAB 1
30E FILTER 41325	EDABD EDAB 0
30E JET 41331	EDABE EDAB 1
30E SCREEN 41332	EDABF EDAB 0
30E FILTER ASSY 41333	EDABG EDAB 0
30E TUBING JET PUMP ASSY 41334	EDABH EDAB 1
30E SEAL PRESSURIZATION 41341	EDABJ EDAB 2
30E LINKAGE 4112E	EDABK EDAB A
30E MANUAL PRESSURE	EDAC EDAA K EDAB AAAAAAAAAA
30E MANUAL PRESSURE	EDAC EDK FAAAAAAAAAAA
30E CABIN PRESS OUTFLOW VLV 41321	EDACB EDAA 5
30E CABIN SAFETY VALVE 41322	EDACC EDAA 1
30E FILTER 41325	EDACD EDAA 0
30E JET 41331	EDACE EDAA 1
30E SCREEN 41332	EDACF EDAA 0
30E FILTER ASSY 41333	EDACG EDAA 0
30E TUBING JET PUMP ASSY 41334	EDACH EDAA 1
30E SEAL PRESSURIZATION 41341	EDACJ EDAA 2
30E MANUAL PRESSUAL CONT SW 41312	EDACK EDAA 1
30E LINKAGE 4112E	EDACL EDAA A
30E EMERGENCY DEPRESS	EDBA EDAB K EDDB AAAAAAAAAA
30E NORMAL DEPRESS	EDBB EDRA 111111111
30E CONTROL PANEL DEPRESS SW 41312	EDBB EDDB 1
30E NORMAL EMERG DEPRESS	EDBC EDDB 111111111
30E DUMP VALVE 41323	EDBCA EDAC 5
30E CONTROL SWITCH 41312	EDBCB EDAC 1
30E MANUAL EMERG OVER RIDE	EDBD EDBA K EDRC AAAAAAAAAA

PGG095.J1R1 DATE = 08/17/76

FLIGHT SAFETY PREDICTION TECHNIQUE

000000001111111112222222223333333334444444445555555556666666667777777778
12345678901234567890123456789012345678901234567890123456789012345678901234567890

30E	RELEASE MECHANISM	1136E	EDBDA	EDBD	A
30E	BELL CRANK	1136F	EDRDB	EDBD	A
30E	BUSHING	1136G	EDRDC	EDBD	1
30E	ROD	1136N	EDRDD	EDBD	A
30E	DOOR ASSY	1136Q	EDRDE	EDBD	5
30E	FRAME DOOR ASSY	11361	EDRDF	EDBD	0
30E	LATCH MECHANISM	11364	EDRDG	EDBD	1
30E	RETRINER	11365	EDRDH	EDBD	1
30E	CABIN PRESSURE INFO		EDBE	EDAC	111111111
30E	DIFFERENTIAL PRESS IND	41811	EDBEA	EDBE	A
30E	VIRT VEL IND RATE OF CLMR	41812	EDBEB	EDBE	1
30E	PRESSURE ALTIMETER	41813	EDBEC	EDBE	1
30E	DOORS AND WINDOWS CLOSED		EDBF	DBR	FAAAAAAAAA
30E	DOORS AND WINDOWS CLOSED		EDBF	EDA	AAAAAAAAA
30E	RETAINER WINDSHIELD	1111H	EDBFA	EDBF	A
30E	LATCH WINDSHIELD	1111J	EDBFB	EDBF	A
30E	LATCH EYE BOLD FWD CARGO	1122A	EDBFC	EDBF	A
30E	LATCHING MECH FWD CARGO	1122B	EDBFD	EDBF	A
30E	HOOK	1124D	EDBFF	EDBF	A
30E	HOOK BELLCRANK	1124K	EDBFG	EDBF	A
30E	HINGE	11243	EDBFH	EDBF	5
30E	LATCHING MECH AFT DOOR	1126A	EDBFJ	EDBF	A
30E	HINGE PIN	11265	EDBFK	EDBF	A
30E	LATCH	11267	EDBFL	EDBF	A
30E	LOCK ASSY MLC DOOR	11276	EDBFM	EDBF	A
30E	LOCK MECH NOSE LDG DOOR	11286	EDBFN	EDBF	A
30E	LATCH ASSY AIR DEFLECT DR	1129R	EDBFP	EDBF	A
30E	LATCH ASSY CREW DR	11317	EDBFQ	EDBF	1
30E	TRACK ASSY PARATRP DR	11325	EDBFR	EDBF	1
30E	LATCH MECH PARATRP DR	11326	EDBFS	EDBF	A
30E	LATCH MECH EMER EXIT DR	11334	EDBFT	EDBF	A
30E	LEVER EMER EXIT	1133C	EDBFU	EDBF	A
30E	LATCH MECH ACCESS DR	11346	EDBFV	EDBF	A
30E	LEVER ACCESS DR	11345	EDBFW	EDBF	A
30E	BACK-UP DEPRESSURIZATION		EDBG	EDA	K EDBF 55555555
30E	BACK-UP DEPRESSURIZATION		EDBG	EDA	X AAAAAAAAAA
30E	AIRCRAFT AIR CONDITION		EDC	ED	F00333100
30E	AIRCRAFT AIR CONDITION		EDC	EDA	AAAAAAAAAA
30E	AIR CONDITION MODE SELECT		EDCA	EDC	AAAAAAAAAA
30E	AIR COND MASTER SWITCH	41312	EDCAA	EDCA	1
30E	LINKAGE	4112F	EDCAB	EDCA	A
30E	CABIN AIR COND DIST		EDD	CCDR	AAAAAAAAAA
30E	FLT STA AIR COND DIST		EDD	ECF	F11111111
30E	FLT STA AIR COND DIST		EDD	EDL	11111111
30E	BREAKER PANEL	41111	EDDA	EDD	1
30E	BLOWER THERMOSTAT	41118	EDDB	EDD	0
30E	ROTARY ACTUATOR	4112A	EDDC	EDD	1
30E	RECIRCULATING BLOWER	41128	EDDCD	EDD	1
30E	FLOW DIVERTER	4113A	EDDCE	EDD	1
30E	CLAMP ASSY V BAND	4113B	EDDCF	EDD	0

PGG095.J1R1 DATE = 08/17/76

FLIGHT SAFETY PREDICTION TECHNIQUE

000000001111111112222222222233333333333444444444445555555555566666666666777777777778
12345678901234567890123456789012345678901234567890123456789012345678901234567890

30E	GASKET ALUM 2 INCH	41130	EDDCG	FDD	0
30E	DUCTING	41131	EDDCH	EDD	1
30E	INSULATION BLANKET	41134	EDDCJ	FDD	0
30E	RETAINER	41136	EDDCK	EDD	0
30E	BUTTERFLY DIVERT VLV 2EA	41124	EDDCL	FDD	0
30E	FLT STA TEMP CONT		EDF	EDD	AAAAAAAA
30E	THERMOSTAT CABIN	41113	EDDA	EDF	A
30E	TEMPERATURE CONTROL BOX	41114	EDFB	EDF	A
30E	4 IN COLD AIR SHUT OFF	41123	EDFC	FDE	5
30E	DUCT THERMOSTAT	41138	EDFD	EDF	1
30E	AIR DRYING		EDF	EDF	00000000
30E	FIXED ORIFICE 2 IN	41128	EDFA	EDF	0
30E	CONDENSER	41151	EDFB	EDF	A
30E	ELIMINATOR TUBE	41153	EDFC	EDF	0
30E	SEPARATOR	41154	EDFD	EDF	A
30E	INSULATION BLANKET	41156	EDFE	LDF	0
30E	RELIEF VALVE	41157	EDFF	EDF	1
30E	COUPLING ASSY	41158	EDFG	EDF	1
30E	AIR TEMP CONTROL		EDG	EDF	11111111
30E	BUTTERFLY DUAL LONT VCV	41125	EDGA	EDG	A
30E	AIR COOL		EDH	EDF	AAAAAAAA
30E	COOLING TURBINE P4 201190	41144	EDHA	EDH	A
30E	HEAT EXCHANGER	41141	EDHB	EDH	A
30E	COOLING TURBINE	41142	EDHC	EDH	A
30E	ICE CONTROL SCREEN	41143	EDHD	EDH	1
30E	BLANKET	41145	EDHE	EDH	1
30E	DIFF PRESSURE SW	41146	EDHF	EDH	A
30E	DUCT ANTICIPATOR THERMOST	41147	EDHG	EDH	1
30E	COUPLING ASSY	41148	EDHH	EDH	1
30E	ORIFICE SPEED LIMIT	41126	EDHJ	EDH	0
30E	FLOW CONTROL		EDJ	EDG	FAAAAAAAAA
30E	FLOW CONTROL		EDJ	EDH	AAAAAAAAAA
30E	AIR FLOW REGULATOR	41121	EDJA	EDJ	A
30E	FLIGHT STA FLOW OVERRIDE		EDK	EDJ	A
30E	VLVE ASSY MANUAL OVERRIDE	41324	EDKA	EDK	AAAAAAAAAA
30E	CARGO COMPT AIR COND DIST		EDL	EDC	K EDD AAAAAAAAAA
30E	CARGO COMPT AIR COND SW	41312	EDLA	EDL	1
30E	BLOWER MOTOR	41213	EDLB	EDL	1
30E	POTARY ACTUATOR	4122A	EDLC	EDL	1
30E	VALVE INLINE AIR	4122C	EDLD	EDL	1
30E	FRAME	4123B	EDLG	EDL	0
30E	RETAINER	4123C	EDLH	EDL	0
30E	OUTLET	4123F	EDLI	EDL	0
30E	INLET	4123G	EDLM	EDL	0
30E	CLAMP ASSY V BAND	4123H	EDLN	EDL	0
30E	GASKET ALUMINUM 3 IN	4123J	EDLP	EDL	0
30E	DUCTING	4123I	EDLR	EDL	1
30E	INSULATION BLANKET	41232	EDLS	EDL	0
30E	N022FL ASSY	41233	EDLT	EDL	0
30E	HEADER ASSY	41234	EDLU	EDL	0

PGG095.J1R1 DATE = 08/17/76

FLIGHT SAFETY PREDICTION TECHNIQUE

0000000001111111112222222223333333334444444445555555556666666667777777778
12345678901234567890123456789012345678901234567890123456789012345678901234567890

30E	RECIRCULATING AIR BLOWER	41241	EDLZ	EDL	1
30E	DUCTING BLOWER	41242	EDLZA	EDL	1
30E	COUPLING ASSY	41243	EDLZB	EDL	0
30E	SHUT VLV UNDR FLR HEAT	41911	EDLZC	EDL	0
30E	DIVERTER VALVE FLR HEAT	41912	EDLZO	EDL	0
30E	TEMP CONT THERMOSTAT FLR	41913	EDLZE	EDL	0
30E	RECIRCULATE BLOWER FLR	41914	EDLZF	EDL	0
30E	DUCTING FLR HEAT	41915	EDLZG	EDL	0
30E	THERMOSWITCH FLR HEAT	41916	EDLZH	EDL	0
30E	CARGO COMPT TEMP CONT		EDM	EDL	AAAAAAAA
30E	THERMOSTAT CARGO COMPT	41211	EDMA	EDM	A
30E	TEMP CONTROL BOX	41212	EDMB	EDM	A
30E	DUCT THERMOSTAT	41235	EDMC	EDM	1
30E	AIR DRYING		EDN	EDM	00000000
30E	COUPLING ASSY	41261	EDNA	EDN	1
30E	ELIMINATOR TUBE	41263	EDNB	EDN	0
30E	SEPARATOR	41264	EDNC	EDN	A
30E	INSULATION BLANKET	41266	EDND	EDN	1
30E	DUCT	41267	EDNE	EDN	1
30E	CONDENSUR	41268	EDNF	EDN	1
30E	FIXED ORIFICE	41228	EDNG	EDN	0
30E	AIR DRYING BYPASS		EDP	EDM	00000000
30E	BYPASS DUCTING	41231	EDPA	EDP	1
30E	AIR TEMP CONTROL		EDQ	EDM	11111111
30E	AIR TEMP CONTROL		EDQ	EDP	FAAAAAAAAA
30E	DUAL BUTTERFLY CONT VLV	41223	EDQA	EDQ	A
30E	BLEED AIR TEMP CONT VLV	41226	EDQB	EDQ	A
30E	COUPLING ASSY	41227	EDQC	EDQ	1
30E	AIR COOLING		EDR	EDM	AAAAAAAA
30E	COOLING TURBINE PN 201160	4125A	EDRA	EDR	A
30E	THERMISTE SAMPLNG BLOWER	4125B	EDRB	EDR	1
30E	INLET FLANGE	4125C	EDRC	EDR	1
30E	HEAT EXCHANGER	41251	EDRD	EDR	A
30E	COOLING TURBINE	41252	EDRE	EDR	A
30E	ICE CONTROL SCREEM	41253	EDREF	EDR	1
30E	INSULATION BLANKET	41255	EDRG	EDR	1
30E	DULT ANTICIPATE THERMO	41256	EDRH	EDR	1
30E	SHROUD	41257	EDRJ	EDR	0
30E	DUCTING	41258	EDRK	EDR	1
30E	ORIFICE SPEED LIMIT	41228	EDRL	EDR	0
30E	OVERHEAT WRNG THERMOSTAT	49151	EDRM	EDR	1
30E	FLOW CONTROL		EDS	EDQ	FAAAAAAAAA
30E	FLOW CONTROL		EDS	EDR	AAAAAAAA
30E	AIR FLOW REGULATOR	41221	EDSA	FDS	A
30E	AUX VENT RAM AIR		EDT	FD	K FDA 001111100
30E	LOW PRESS SHUT VLV FLT STA	41122	EDTA	EDT	1
30E	AIR PRESS SHUT REC	41222	EDTB	EDT	A
30E	MIN PRESS SHUT VLV CARGO	41225	EDTC	EDT	5
30E	AUX VENT INLET		EDU	EDT	AAAAAAAA
30E	9 IN SHUT VLV	41224	EDUA	EDU	A

PG0095.J1R1 DATE = 08/17/76

FLIGHT SAFETY PREDICTION TECHNIQUE

0000000011111111222222222233333333344444444445555555556666666667777777778
12345678901234567890123456789012345678901234567890123456789012345678901234567890

30E MISC ENVIRONMENTAL EQUIP		EE	F	000000000
30E FIRE EXTINGUISHER SYST	49100	EFA	FE	0
30E RACK-FIRE EXTINGUISHER	4911P	EEB	FF	0
30E MOUNTING BRACKET	4911P	EEC	FE	0
30E CONTAINER	4911E	EED	FE	0
30E DISCHARGE TUBING	4911F	EFE	EF	1
30E CONDENSATION DRAIN JAR	4941F	EEF	EF	0
30E CONDENSATION DRAIN TUBE	4941G	EEG	FE	0
30E FLASHLIGHT	4941H	EEH	EL	0
30E RELAY-ISOLATION	4911A	EEJ	FE	1
30E PORTABLE EXTINGUISHER	4911C	E EK	FE	1
30E FLIGHT CONTROL		F		AAAAAAAA
30E LIFT AUGMENTATION		FA	F	010000020
30E FLAPS POSITIONED		LFAA	FA	AAAAAAAA
30E FLAPS POSITIONED		LFAA	FAL	FAAAAAAAAA
30E FLAPS POSITIONED		RFAA	FA	AAAAAAAA
30E FLAPS POSITIONED		RFAA	FAL	FAAAAAAAAA
30E SHAFT ASSY,TORQUE	14411	LFAAA	LFAA	A
30E SHAFT ASSY,TORQUE	14411	RFAAA	RFAA	A
30E ASSYMETRY PROTECTION		FAB	FAF	KLFAA AAAAAAAAA
30E ASSYMETRY BRAKE %2EAK	1441W	FABA	FAH	A
30E SENSING SWITCH %2 EAC	14433	FABB	FAH	A
30E OUTBOARD FLAPS POSITIONED		LFAC	LFAA	AAAAAAAA
30E OUTBOARD FLAPS POSITIONED		RFAC	RFAA	AAAAAAAA
30E TRAILING EDGE ASSY	1441P	LFACA	LFAC	1
30E TRAILING EDGE ASSY	1441P	RFACA	RFAC	1
30E FLAP ASSY OUTER WING	1441S	LFACB	LFAC	1
30E FLAP ASSY OUTER WING	1441S	RFACB	RFAC	1
30E BEARING	1441B	LFACC	LFAC	5
30E BEARING	1441B	RFACC	RFAC	5
30E CARRIAGE SUPPORT ASSY %4EA1441C	1441C	LFACD	LFAC	3
30E CARRIAGE SUPPORT ASSY %4EA1441C	1441C	RFACD	RFAC	3
30E STOP	1441D	LFACE	LFAC	1
30E STOP	1441D	RFACE	RFAC	1
30E WELD ASSY	1441R	LFACF	LFAC	3
30E WELD ASSY	1441P	RFACF	RFAC	3
30E BALL NUT ASSY	1441U	LFACG	LFAC	8
30E BALL NUT ASSY	1441U	RFACG	RFAC	8
30E JACK SCREW %2FAK	14412	LFACH	LFAC	A
30E JACK SCREW %2FAK	14412	RFACH	RFAC	A
30E TRACK ASSY %4EAK	14413	LFACJ	LFAC	3
30E TRACK ASSY %4EAK	14413	RFACJ	RFAC	3
30E CARRIAGE ASSY %4EAK	14414	LFACK	LFAC	3
30E CARRIAGE ASSY %4EAK	14414	RFACK	RFAC	3
30E COUPLING	14418	LFACL	LFAC	A
30E COUPLING	14418	RFACL	RFAC	A
30E INBOARD FLAPS POSITIONED		LFAD	LFAA	AAAAAAAA
30E INBOARD FLAPS POSITIONED		RFAD	RFAA	AAAAAAAA
30E TRAILING EDGE ASSY	1441P	LFADA	LFAD	1
30E TRAILING FDGE ASSY	1441P	RFADA	RFAD	1

PGG095.J1R1 DATE = 08/17/76

FLIGHT SAFETY PREDICTION TECHNIQUE

00000000111111112222222233333333444444445555555566666666777777778
1234567890123456789012345678901234567890123456789012345678901234567890

30F	FLAP ASSY CENTER WING	1441T	LFADB	LFAD	1
30E	FLAP ASSY CENTER WING	1441T	RFADB	RFAD	1
30E	BEARING	1441B	LFADC	LFAD	5
30E	BEARING	1441B	RFADC	RFAD	5
30F	CARRIAGE SUPPORT ASSY %4EA1	1441C	LFADD	LFAD	3
30E	CARRIAGE SUPPORT ASSY %4EA1	1441C	RFADD	RFAD	3
30F	STOP	1441D	LFADE	LFAD	1
30F	STOP	1441D	RFAD E	RFAD	1
30F	WELD ASSY	1441R	LFADF	LFAD	3
30F	WELD ASSY	1441R	RFADF	RFAD	3
30E	RALL NUT ASSY	1441U	LFADG	LFAD	8
30E	RALL NUT ASSY	1441U	RFADG	RFAD	8
30E	JACKSCREW %2EAC	14412	LFADH	LFAD	A
30E	JACKSCREW %2EAC	14412	RFADH	RFAD	A
30E	TRACK ASSY %4EAC	14413	LFADJ	LFAD	3
30F	TRACK ASSY %4EAC	14413	RFADJ	RFAD	3
30F	CARRIAGE ASSY %4EAC	14414	LFADK	LFAD	3
30E	CARRIAGE ASSY %4EAC	14414	RFADK	RFAD	3
30E	COUPLING	14418	LFADL	LFAD	A
30FR	COUPLING	14418	RFADL	RFAD	A
30E	FLAP DRIVE		FAE	FA	AAAAAAAAA
30E	HOUSING ASSY	1441A	FAEA	FAE	1
30F	GEARBOX	1441H	FAER	FAE	A
30E	DRIVE ASSY	1441G	FAEC	FAE	A
30E	NORMAL MODE		FAF	FAE	FAG 111111111
30E	FLAP MOTOR	14427	FAFA	FAF	A
30E	BRAKE ASSY	1442B	FAFB	FAF	A
30E	EMERGENCY MODE		FAG	FAE	K FAG AAAAAAAAAA
30E	DRIVE ASSY	14441	FAGA	FAG	A
30E	T HANDLE	14442	FAGB	FAG	1
30E	OUTPUT GEAR BOX	14443	FAGC	FAG	A
30E	DRIVE SHAFTS	14444	FAGD	FAG	A
30E	INT. GEAR BOX	14445	FAGE	FAG	A
30E	UNIVERSAL COUPLING	14446	FAGF	FAG	A
30E	HYDRAULIC POWER APPLIED		FAH	FAF	AAAAAAAAA
30E	EMER BRAKE VALVE	1442A	FAHA	FAH	A
30E	SELECTOR VALVE	14422	FAHB	FAH	A
30E	PRESSURE REDUCER	14423	FAHC	FAH	1
30E	RESTRICTOR	14424	FAHD	FAH	1
30E	SHUTTLE VALVE	14426	FAHE	FAH	A
30E	HOSE	14428	FAHF	FAH	1
30E	SENSING SWITCH%ASSYM-2EAC	14433	FAHG	FAH	A
30E	FLAP CONTROL		FAJ	FAH	AAAAAAAAA
30E	FLAP CONTROL		FAJ	FAM	FAAAAAAAAAA
30E	CONTROL ASSY	1441J	FAJA	FAJ	A
30E	QUADRANT	14415	FAJB	FAJ	2
30E	CABLES	9914A	FAJC	FAJ	A
30E	LIMIT SWITCHES	14432	FAJD	FAJ	5
30E	FOLLOW UP CAM	14437	FAJE	FAJ	A
30E	SWITCH %NORM/EMER<	14431	FAJF	FAJ	A

PG095.J1R1 DATE = 08/17/76

FLIGHT SAFETY PREDICTION TECHNIQUE

```

000000001111111122222222223333333344444444555555556666666677777777778
12345678901234567890123456789012345678901234567890123456789012345678901234567890
30E FLAP POSITION WARNING FAK FAJ 111111111
30E WARNING HORN 1331E FAKA FAK A
30E FLAP POSITION INDICATED 14512 FALA FAG I FAF 111111111
30E TRANSMITTER 14511 FALB FAL A
30E INDICATOR 14511 FALB FAL A
30E RUDDER RST ENABLE FAM FBC S020000020
30E RUDDER RST ENABLE FAM FBM FAAAAAAAAA
30E RUDDER RST ENABLE FAM FPP FAAAAAAAAA
30E QUADRANT SWITCH FAMA FAM A
30E YAW CONTROL FB F 010000030
30E RUDDER POSITIONED FRA FR AAAAAAAAAA
30E RUDDER ASSY 1431Q FBAA FBA 1
30E RUDDER HINGE BRACKET 1431K FBAB FBA 2
30E WEIGHT ASSY 1431E FBAC FBA 2
30E HINGE/PIN 14311 FBAD FBA 8
30E RUDDER ACTUATION FRB FBA A A111111AA
30E LEVER ASSY 14317 FBBA FRB A
30E SHAFT ASSY 14318 FBBR FBB A
30E NORMAL BOOST MODE FBC FBA 044444440
30E ROD ASSY 1433A FBCA FBC A
30E LEVER 1433C FBCB FBC A
30E SHAFT 1433E FBCD FBC A
30E DAMPER ASSY 1433F FBCE FBC 1
30E ARM-DAMPER ASSY 1433G FBCF FBC 1
30E BOOSTER ASSY 1433J FBCG FBC A
30E ACTUATOR 1433I FBCH FBC A
30E FRAME ASSY 14337 FBCJ FBC 0
30E MANUAL MODE FRD FBA SAA00000AA
30E MANUAL MODE F3D FBR FA000000AA
30E MANUAL MODE FBD FBC K FBU 00AAAAA00
30E RUDDER PEDAL #2 FAK 14312 FBDA FBD 1
30E SEGMENT-PEDAL ADJUSTER 1431A FBDB FBD 0
30E TORQUE TUBE ASSY 1431B FBDC FBD 3
30E COUPLING ASSY-FORE TORQUE 1431C FBDD FBD 1
30E SUPPORT ASSY #2EAK 1431D FBDE FBD 1
30E CARLE ASSY 1431K FBDF FBD A
30E TENSION REGULATOR 1431N FB DG FBD 1
30E CONTROL ROD ASSY #2EAK 14315 FB DH FBD 1
30E BEARING 14316 FB DJ FBD 1
30E TRIM TAB ACTUATION FBE FBA K FBC 08AAAAA80
30E TAB ASSY 14328 FB EA FRE 1
30E HINGE AND PIN 14323 FB EB FRE 5
30E BEARING 14322 FB EC FRE 2
30E BRACKET ASSY 14324 FB ED FRE 1
30E ACTUATOR ASSY 14341 FB EF FRE A
30E CONTROL SWITCH 14345 FB FF FRE A
30E TRIM TAB POSITION INDICATED FRF FRE 010000000
30E TRANSMITTER 14532 FB FA FBF A
30E INDICATOR 14531 FB FB FBF A
30E HYDRAULIC POWER APPLIED FBC FBC AAAAAAAAAA

```

PGG095.J1R1 DATE = 08/17/76

FLIGHT SAFETY PREDICTION TECHNIQUE

00000000111111112222222233333333444444445555555566666666777777778
1234567890123456789012345678901234567890123456789012345678901234567890

30E CONTROL VALVE	14333	FBGA	FBG	A
30E MANIFOLD	14332	FBGB	FBG	3
30E HOSE ASSY	1433H	FBGC	FBG	2
30E UTILITY PRESSURE APPLIED		FBH	FBG	11111111
30E UTILITY PRESSURE APPLIED		FBH	FBJ	FAAAAAAAAA
30E RUDDER UTILITY SWITCH	9914B	FBHA	FBH	A
30E RUDDER UTILITY VALVE	1433L	FBHB	FBH	A
30E RELIEF VALVE	14336	FBHC	FBH	1
30E BYPASS VALVE	14334	FBHD	FBH	1
30E FILTER ELEMENT	14335	FBHF	FBH	0
30E UTILITY PRESSURE INDICATED		FBJ	FBD	I FBH 11111111
30E INDICATOR	456BC	FRJA	FRJ	A
30E TRANSMITTER	456BD	FRJB	FRJ	A
30E BOOSTER PRESSURE APPLIED		FBK	FBG	11111111
30E BOOSTER PRESSURE APPLIED		FBK	FBL	FAAAAAAAAA
30E RUDDER BOOSTER SWITCH	9914B	FRKA	FRK	A
30E RUDDER BOOSTER VALVE	1433L	FRKB	FRK	A
30E RELIEF VALVE	14336	FRKC	FRK	1
30E BYPASS VALVE	14334	FRKD	FRK	1
30E FILTER ELEMENT	14335	FRKE	FRK	0
30E BOOSTER PRESSURE IND		FBL	FBD	I FBK 11111111
30E INDICATOR	456AA	FBLA	FBL	A
30E TRANSMITTER	456AB	FBLB	FBL	A
30E FUSE	456AC	FBLC	FBL	A
30L FULL UTILITY PRESSURE		FRM	FRH	0A00000A0
30E DIVERTER VALVE	1433B	FRMA	FRM	A
30E REDUCED UTILITY PRESSURE		FRN	FRH	A0AAAAA0A
30E PRESS REDUCER	1433K	FRNA	FRN	A
30E FULL BOOSTER PRESSURE		FRP	FRK	0A00000A0
30E DIVERTER VALVE	1433B	FRPA	FRP	A
30E REDUCED BOOSTER PRESSURE		FRQ	FRK	A0AAAAA0A
30E PRESS REDUCER	1433K	FRQA	FRQ	A
30E AUTOPILOT MODE		FRU	FRUX	001111100
30E SERVO MOTOR DRIVE ASSY	5211Q	FRUA	FRU	A
30E SERVO DRUM/BRAKET ASSY	5211T	FRUB	FRU	A
30E SERVO AMP	5211V	FRUC	FRU	A
30E MOTOR AMP	5211W	FRUD	FRU	A
30E QUADRANT	1433D	FRUE	FRU	A
30E AUTOPILOT ATTENUATION		FRUX	FRU	11111111
30E YAW SIGNAL PROCESSING		FRV	FRU	AAAAAAA
30E YAW SIGNAL PROCESSING		FRV	FDR	AAAAAAA
30E BLOWER ASSY	521AD	FRVA	FRV	A
30E TORQUE LIMITING RESISTOR	5211B	FRVB	FRV	A
30E PHASE ADAPTER	5211D	FRVC	FRV	A
30E SERVO CONTROL RELAY	5211E	FRVD	FRV	A
30E SERVO FIELD RELAY	5211F	FRVE	FRV	A
30E AC CUTOFF RELAY	5211G	FRVF	FRV	A
30E TIMER INTERLOCK RELAY	5211H	FRVG	FRV	A
30E GENERATOR ASSY	5211N	FRVH	FRV	A
30E RATE GENERATOR	5211U	FRVJ	FRV	A

PG0095.J1R1 DATE = 08/17/76

FLIGHT SAFETY PREDICTION TECHNIQUE

000000000111111112222222223333333334444444445555555556666666667777777778
1234567890123456789012345678901234567890123456789012345678901234567890

30E	POWER SUPPLY	5211Z	FBVK	FBV	A	
30E	MAIN AMP	52111	FBVL	FBV	A	
30E	SERVO CONTROL	52113	FBVM	FBV	A	
30E	COMPASS INTERLOCK RELAY	5211J	FBVN	FBV	A	
30E	SERVO ENGAGE RELAY BOX	52116	FBVP	FBV	A	
30E	TURN CONTROL	5211M	FBVO	FBV	A	
30E	AUTOPILOT CONTROL		FBW	FBV		AAAAAAAAA
30E	AP RELEASE SWITCH #2EAK	5211C	FBWA	FBV	1	
30E	ENG/APP CNTR PNL X/RUD SWK	52118	FBWB	FBV	A	
30E	PED CONT XON-OFF SWK	52117	FBWC	FBV	A	
30E	FLIGHT CONTROLLER INPUT		FBXA	FBV		111111111
30E	PED CONT XFLT CONTROLLER<	52117	FBXAA	FBX	A	
30E	TURN COORDINATION		FBXB	FBV		111111111
30E	HSI INPUT		FBXC	FBV		111111111
30E	SERVO COURSE DATUM	5211K	FBXCA	FBXC	A	
30E	COMPASS INPUT		FBXD	FBV		111111111
30E	RADIO COMMANDS		FBXE	FBV		111111111
30E	MB4 AMPLIFIER	5211S	FBXEA	FBXC	A	
30E	INTEGRATOR	5211A	FBXEB	FBXE	A	
30E	LATERAL OUTPUT AMP	5211X	FBXEC	FBXE	A	
30E	MODULATOR MAG	52114	FBXED	FBXE	A	
30E	PITCH CONTROL		FC	F		0AAAAAAAA0
30E	ELEVATORS POSITIONED		FCA	FC		AAAAAAAAA
30E	ELEVATOR ASSY 2 EACH	1421K	FCAA	FCA	1	
30E	HINGE/HINGE PIN 2 SETS	14211	FCAE	FCA	5	
30E	ELEVATOR ACTUATION		FCE	FCA		AA11111AA
30E	ELEVATOR TORQUE TUBE	14217	FCEA	FCE	7	
30E	COUNTERBALANCE WEIGHT	14218	FCEB	FCE	0	
30E	BEARING	14214	FCEC	FCE	2	
30E	TORQUE TUBE CRANK	9914D	FCEB	FCE	A	
30E	ROD ASSY #2 EACH<	14213	FCEB	FCE	3	
30E	LEVER ASSY #POWER<	1423E	FCEB	FCE	9	
30E	TRIM TAB ACTUATION		FCC	FCA	K FCD	08AAAAA80
30E	TAB ASSY	2 FA 1422H	FCCA	FCC	1	
30E	HINGE/PIN	2 EA 14223	FCCB	FCC	5	
30E	BEARING	2 EA 14224	FCCD	FCC	2	
30E	RETAINER	2 EA 14228	FCCD	FCC	2	
30E	SHAFT ASSY-PLEX	2 EA 14222	FCCF	FCC	5	
30E	JACK SCREW	4 EA 1422A	FCCF	FCC	4	
30E	ROD END JACKSCREW	4 EA 1422C	FCCG	FCC	1	
30E	GEARBOX	14221	FCCB	FCC	A	
30E	CONTROL SWITCH	1424Z	FCCJ	FCC	A	
30E	NORMAL BOOST MODE		FCD	FCE		04AAAAA40
30E	BOOSTER ASSY	1423J	FCEA	FCD	A	
30E	BEARING	1423B	FCEB	FCD	2	
30E	SEAL ASSY,BOOSTER	14215	FCEC	FCD	0	
30E	BOOSTER FRAME	1423A	FCEB	FCD	1	
30E	MANUAL MODE		FCE	FCA		8AA00000AA
30E	MANUAL MODE		FCE	FCE	K FCD	FAA00000AA
30E	MANUAL MODE		FCE	FCE	K FCP	00AAAAA00

PG095.J1R1 DATE = 08/17/76

FLIGHT SAFETY PREDICTION TECHNIQUE

0000000011111111122222222333333334444444555555566666667777777778
12345678901234567890123456789012345678901234567890123456789012345678901234567890

30E CONTROL COLUMN 2EAK	14212	FCFA	FCE	1	
30E CABLE ASSY 2EAK	14210	FCFB	FCF	1	
30E ACCESS PLATE	1421F	FCFC	FCF	0	
30E TENSION REGULATOR 2EAK	1421H	FCED	FCF	1	
30E SHAFT BELLCRANK 2EAK	14237	FCFE	FCF	1	
30E INBOARD BOOST		FCF	FCF		111111111
30E HYD ASSY-INRD	1423F	FCFA	FCF	8	
30E ARM ELEV BOOST VALVE	1423G	FCFB	FCF	A	
30E ACTUATOR	14231	FCFC	FCF	A	
30E CONTROL VALVE	14233	FCFD	FCF	A	
30E OUTBOARD BOOST		FCG	FCF		111111111
30E HYD ASSY OUTBD	1423F	FCGA	FCG	8	
30E ARM ELEV BOOST VALVE	1423G	FCGB	FCG	A	
30E ACTUATOR	14231	FCGC	FCG	A	
30E CONTROL VALVE	14233	FCGD	FCG	A	
30E UTILITY PRESS APPLIED		FCH	FCF		AAAAAAAAA
30E HOSE ASSY	1423H	FCHA	FCH	2	
30E SHUT OFF VALVE	1423K	FCHB	FCH	A	
30E MANIFOLD	14232	FCHC	FCH	1	
30E BYPASS VALVE	14234	FCHD	FCH	1	
30E FILTER	14235	FCHF	FCH	0	
30E RELIEF VALVE	14236	FCHF	FCH	1	
30E ELEV UTILITY SWITCH	9914B	FCHG	FCH	A	
30E BOOSTER PRESS APPLIED		FCJ	FCG		AAAAAAAAA
30E HOSE ASSY	1423H	FCJA	FCJ	2	
30E SHUTOFF VALVE	1423K	FCJB	FCJ	A	
30E MANIFOLD	14232	FCJC	FCJ	1	
30E BYPASS VALVE	14234	FCJD	FCJ	1	
30E FILTER	14235	FCJE	FCJ	J	
30E RELIEF VALVE	14236	FCJF	FCJ	1	
30E ELEV BOOST SWITCH	9914B	FCJG	FCJ	A	
30E NORMAL MODE		FCK	FCC		FCL 331111133
30E RELAY NORMAL	1424B	FCKA	FCK	A	
30E ACTUATOR MOTOR NORMAL	1424C	FCKB	FCK	A	
30E ACTUATOR ASSY	1424E	FCKC	FCK	A	
30E EMERGENCY MODE		FCL	FCC		K FCK AAAAAAAAAA
30E RELAY EMERGENCY	1424A	FCLA	FCL	A	
30E ACTUATOR MOTOR EMERG	1424D	FCLB	FCL	A	
30E ACTUATOR ASSY	1424E	FCLC	FCL	A	
30E COIL IGNITION NOISE FILTER	1424L	FCLD	FCL	0	
30E SWITCH TRIM TAB PEDESTAL	14243	FCLF	FCL	A	
30E MANUAL TRIM		FCM	FCK		AA88888AA
30E SWITCH TRIM TAB PEDESTAL	14243	FCMA	FCM	1	
30E SWITCH CONTROL WHEEL 2EAK	14244	FCMB	FCM	1	
30E TRIM TAB POSITION IND		FCN	FCL		010000000
30E INDICATOR	14541	FCNA	FCN	A	
30E TRANSMITTER	14542	FCNB	FCN	A	
30E AUTOPILOT MODE		FCP	FCPX		001111110
30E SERVO MOTOR DRIVE ASSY	5211R	FCPA	FCP	A	
30E SERVO DRUM/BRAKET ASSY	5211T	FCPB	FCP	A	

PGG095.J1R1 DATE = 08/17/76

FLIGHT SAFETY PREDICTION TECHNIQUE

000000001111111122222222333333333444444444555555556666666667777777778
12345678901234567890123456789012345678901234567890123456789012345678901234567890

30E	SERVO AMP	5211V	FCPC	FCP	A
30E	MOTOR AMP	5211W	FCPD	FCP	A
30E	SECTOR	1423D	FCPE	FCP	A
30E	AUTO PILOT ATTENUATION		FCPX	FCO	111111111
30E	PITCH SIGNAL PROCESSING		FCQ	FCP	AAAAAAAAA
30E	PITCH SIGNAL PROCESSING		FCQ	FCR	AAAAAAAAA
30E	TORQUE LIMITING RESISTOR	5211R	FCQA	FCO	A
30E	PHASE ADAPTER	5211D	FCQB	FCO	A
30E	SERVO CONTROL RELAY	5211E	FCUC	FCO	A
30E	SERVO FIELD RELAY	5211F	FCOD	FCO	A
30E	A-C CUTOFF RELAY	5211G	FCQE	FCO	A
30E	TIMER INTERLOCK RELAY	5211H	FCQF	FCO	A
30E	GENERATOR ASSY	5211N	FCQG	FCO	A
30E	POWER SUPPLY	5211Z	FCOH	FCO	A
30E	MAIN AMP	5211I	FCQJ	FCO	A
30E	CONTROL GYRO-ROLL/PITCH	5211J	FCQK	FCO	A
30E	SERVO CONTROL	5211K	FCQL	FCO	A
30E	SERVO ENGAGE RELAY BOX	5211L	FCQM	FCO	A
30E	BLOWER ASSY	5211M	FCQN	FCO	A
30E	RATE GENERATOR	5211U	FCQP	FCO	A
30E	AP TRIM TAB DRIVE		FCR	FCR	00000000
30E	ELEV TAB CONTROL ADAPTER	5211S	FCRA	FCR	A
30E	AUTOPILOT CONTROL		FCS	FCO	AAAAAAAAA
30E	PED CNTRL XON-OFF SWK	52117	FCSA	FCS	A
30E	ENG/APP CNTR PNL *SWITCH<	52118	FCSB	FCS	A
30E	AUTOPILOT RELEASE SWITCHES	5211C	FCSC	FCS	1
30E	ALTITUDE HOLD		FCT	FCU	000111000
30E	ALT ENGAGE CONTROL	521AC 521AA	FCTA	FCT	A
30E	ALT CONTROL ASSY	521AB	FCTB	FCT	A
30E	ALT ENGAGE CONTROL	521AA 521AC	FCTC	FCT	A
30E	FLIGHT CONTROLLER		FCU	FCO	011111110
30E	PED CNTRL PITCH KNOBK	52117	FCUA	FCU	A
30E	GLIDESLOPE COMMANDS		FCV	FCO	F 0000002A0
30E	AMPLIFIER GLIDESLOPE	521AE	FCVA	FCV	A
30E	MR4 AMP	5211S	FCVB	FCV	A
30E	VEPT OUPUT AMP	5211Y	FCVC	FCV	A
30E	ENG/APP CNTR PNL *SWITCH<	52118	FCVD	FCV	A
30E	INTEGRATOR	5211A	FCVE	FCV	A
30E	MODULATOR MAG	52114	FCVF	FCV	A
30E	ROLL CONTROL		FD	F	0AAAAAAAA
30E	AILERONS POSITIONED		FDA	FD	AAAAAAAAA
30E	AILERON ASSY	2FA 1411S	FDAA	FDA	1
30E	COUNTERWEIGHT/BRACKET	2CA 1411C	FDAAB	FDA	0
30E	HINGE/HINGE PIN	2EA 1411D	FDAAC	FDA	5
30E	AILERONS ACUTATED		FDB	FDA	AA111111A
30E	PUSH ROD GUIDES	2 SETS 1411R	FDBA	FDB	1
30E	BELLCRANK	2FA 14114	FDBB	FDB	2
30E	ROD ASSY PUSH-PULL	2FA 14115	FDBC	FDB	2
30E	BOOSTER OUTPUT< LEVER	1413F	FDBD	FDB	A
30E	FRAME	14137	FDBE	FDB	1

PGG095.J1R1 DATE = 08/17/76

FLIGHT SAFETY PREDICTION TECHNIQUE

00000000111111112222222233333333444444445555555566666666777777778
1234567890123456789012345678901234567890123456789012345678901234567890

30E QUADRANT	1413G	FDBF	FDB	A
30E LATCHING MECH AFT CARGO	1124C	FDBFE	EDBF	A
30E NORMAL BOOST MODE		FDC	FDB	04AAAAA40
30E BOOSTER ASSY	1413K	FDCA	FDC	8
30E MANIFOLD	14132	FDCB	FDC	1
30E CONTROL VALVE	14133	FDCC	FDC	A
30E ROD ASSY	1413A	FDCD	FDC	A
30E MOUNT BRACKET	14138	FDC E	FDC	0
30E ACTUATOR	14131	FDCF	FDC	A
30E SHAFT	1413H	FDCG	FDC	A
30E BEARING	1413D	FDC H	FDC	2
30E DAMPER ASSY	1413C	FDCJ	FDC	1
30E MANUAL MODE		FDD	FDA	SAAC00000AA
30E MANUAL MODE		FDD	FDB	K FDC FAA00000AA
30E MANUAL MODE		FDD	FDC	K FDL 00AAAAA00
30E CONTROL WHEEL %2EAC	14111	FDDA	FDD	1
30E CABLE ASSY %2EAC	14113	FDDB	FDD	1
30E CHAIN ASSY %2EAC	14118	FDDC	FDD	1
30E TUBE ASSY	14112	FDDD	FDD	0
30E TENSION REGULATOR %2EAC	1411M	FDD E	FDD	1
30E QUADRANT %2EAC	1411T	FDDF	FDD	1
30E BEARING	14116	FDDG	FDD	1
30E BUSHING	14117	FDDH	FDD	1
30E UTILITY HYDRAULICS APPLIED		FDE	FDC	111111111
30E HOSE ASSY	1413J	FDEA	FDE	5
30E AIL PRESS REDUCER	1413L	FDEB	FDE	1
30E SHUTOFF VALVE	1413M	FDEC	FDE	A
30E BYPASS VALVE	14134	FDED	FDE	1
30E FILTER	14135	FDEF	FDE	0
30E RELIEF VALVE	14136	FDEF	FDE	2
30E AILERON UTILITY SWITCH	9914R	FDEG	FDE	A
30E BOOSTER HYDRAULICS APPLIED		FDF	FDC	111111111
30E HOSE ASSY	1413J	FDEA	FDF	5
30E AIL PRESS REDUCER	1413L	FDFB	FDF	1
30E SHUTOFF VALVE	1413M	FDFC	FDF	A
30E BYPASS VALVE	14134	FDFD	FDF	1
30E FILTER	14135	FDFE	FDF	0
30E RELIEF VALVE	14136	FDFE	FDF	2
30E AILERON BOOSTER SWITCH	9914R	FDFG	FDF	A
30E AUTOPILOT MODE		FDL	FDX	001111100
30E SERVO MOTOR DRIVE ASSY	5211P	FDLA	FDL	A
30E SERVO DRUM/BRACKET ASSY	5211T	FDLB	FDL	A
30E SERVO AMP	5211V	FDL C	FDL	A
30E MOTOR AMP	5211W	FDL D	FDL	A
30E AUTOPILOT ATTENUATION		FDLX	FDC	111111111
30E POLL SIGNAL PROCESSING		FDM	FBXB	FAAAAAAAA
30E POLL SIGNAL PROCESSING		FDM	FDL	AAAAAAA
30E BLOWER ASSY	5211C	FDMA	FDM	A
30E TORQUE LIMITING RESISTOR	5211R	FDMB	FDM	A
30E PHASE ADAPTER	5211D	FDMC	FDM	A

PG0095.J1R1 DATE = 09/17/76

FLIGHT SAFETY PREDICTION TECHNIQUE

000000001111111122222222223333333344444444445555555555666666666677777777778
12345678901234567890123456789012345678901234567890123456789012345678901234567890

30E	SERVO CONTROL RELAY	5211E	FDMD	FDM	A	
30E	SERVO FIELD RELAY	5211F	FDME	FDM	A	
30E	A-C CUTOFF RELAY	5211G	FDME	FDM	A	
30E	TIMER INTERLOCK RELAY	5211H	FDMG	FDM	A	
30E	GENERATOR ASSY	5211N	FDMH	FDM	A	
30E	RATE GENERATOR	5211U	FDMJ	FDM	A	
30E	POWER SUPPLY	5211Z	FDMK	FDM	A	
30E	MAIN AMPLIFIER	52111	FDM L	FDM	A	
30E	CONTROL CYRD ROLL/PITCH	52112	FDM M	FDM	A	
30E	SERVO CONTROL	52113	FDM N	FDM	A	
30E	SERVO ENGAGE RELAY BOX	52116	FDM P	FDM	A	
30E	AUTOPILOT CONTROL		FDM	FDM	A	AAAAAAAAA
30E	PED CNTRL XON-OFF SWITCH<	52117	FDM A	FDM	A	
30E	ENG/APP CNTRL SWITCH<	52118	FDM B	FDM	A	
30E	AUTOPILOT RELEASE SWITCH<	5211C	FDM C	FDM	1	
30E	FLIGHT CONTROLLER INPUT		FDM	FDM	A	111111111
30E	PED CNTRL FELT CNTRL<	52117	FDM Q	FDM	A	
30E	TURN COORDINATION		FDM	FDM	A	111111111
30E	TRIM TABS ACTUATED		FDT	FDA	K FDC	084AA4A80
30E	TAB ASSY	1412F	FDTA	FDT	1	
30E	HINGE/HINGE PIN	1412A	FDTB	FDT	5	
30E	ACTUATOR	14121	FDT C	FDT	A	
30E	RDD ASSY	14122	FDT D	FDT	A	
30E	BEARING	14123	FDT E	FDT	1	
30E	BUSHING	14124	FDT F	FDT	1	
30E	Mounting BRACKET-ACTUATOR	14126	FDT G	FDT	1	
30E	TRUNION	14127	FDT H	FDT	A	
30E	FORK	14128	FDT J	FDT	A	
30E	ACTUATOR MOTOR	14141	FDT K	FDT	A	
30E	CONTROL SWITCH	14142	FDT L	FDT	A	
30E	RELAY TAB CONTROL	14146	FDT M	FDT	A	
30E	TRIM TAB POSIT IND		FDU	FDT	A	010000010
30E	INDICATOR	14521	FDU A	FDU	A	
30E	TRANSMITTER	14522	FDU B	FDU	A	
30E	WEIGHT REDUCTION		FE	F	5 BA	004321000
30E	GROUND CONTROL		G			AAAAAAAAA
30E	SPEED CONTROL		GA	G	C	000000000
30E	SPEED CONTROL		GA	GAX		000000005
30E	REVERSE THRUST		GAA	GA		000000050
30E	DIFFERENTIAL BRAKING		GAB	GA	K GRA	550000055
30E	BRAKE ACTUATION		GAC	GA		A0000005A
30E	BRAKE ACTUATION		GAC	GAB		AAAAAAAAA
30E	UNIDENTIFIED BEARING	13410	GACA	GAC	0	
30E	ADJUSTING PINS 4 EA	13416	GACB	GAC	1	
30E	LINKAGE 2 EA	13412	GACC	GAC	1	
30E	HOUSING BOLT 20 EA	13417	GACD	GAC	0	
30E	WHEEL BRAKE ASSY 4 EA	13420	GACE	GAC	3	
30E	BRAKE DISK 4 EA	1342F	GACF	GAC	3	
30E	PLATE SUBASSY HSNG BACK 4EA	1342E	GACG	GAC	3	
30E	PLATE SUBASSY PRESSURE 4EA	1342G	GACH	GAC	3	

PG0095.J1R1 DATE = 08/17/76

FLIGHT SAFETY PREDICTION TECHNIQUE

```

0000000001111111112222222222333333333344444444445555555555666666666677777777778
12345678901234567890123456789012345678901234567890123456789012345678901234567890
30E RETAINER, VANE ASSY STAGE2 22435 GACXZE BAC A
30E BRAKE ACTIVATION GAD GAC AAAAAAAAAA
30E LACH TWO BRAKE PEDAL SFT GAE GAU 111111111
30E PULLEY 2 EA 1341A GAFA GAE A
30E PEDAL ADJUST MECHANISM 1341D GAEB GAF 1
30E BELL CRANK 2 EA 1341E GAFC GAF A
30E PEDAL 2 EA 13411 GAED GAF 5
30E PARKING BRAKE GAF GAC 000000000
30E PARKING BRAKE MECHANISM 13413 GAFA GAF A
30E BRAKE PRESSURE GAG GAC AAAAAAAAAA
30E BRAKE PRESSURE GAG GAF FAAAAAAAAA
30E NORMAL BRAKE PRESSURE GAGA GAGH FAAAAAAAAA
30E NORMAL BRAKE PRESSURE GAGA GAJ AAAAAAAAAA
30E NORMAL BRAKE PRESSURE GAGA GAL 111111111
30E SELECTOR VALVE EMERG 13624 GAGAA GAGA A
30E ACCUMULATOR 2 EA 1342D GAGAB GAGA 1
30E LINKAGE 13412 GAGAC GAGA A
30E EMERGENCY BRAKE PRESSURE GAGR GAC K GAGA AAAAAAAAAA
30E EMERGENCY BRAKE PRESSURE GAGR GAGM FAAAAAAAAA
30E ACCUMULATOR 2 EA 1342D GAGBA GAGR 1
30E SELECTOR VALVE NORMAL 13434 GAGBB GAGR A
30E LINKAGE 13412 GAGBC GAGR A
30E NORMAL PRESSURE INDICATED GAGR GAGR 111111111
30E SNUBBER VALVE 2 EA 13423 GAGHA GAGR 1
30E INDICATOR NORMAL SYSTEM 456DA GAGHB GAGR A
30E TRANSMITTER NORMAL SYSTEM 456DB GAGHC GAGR A
30E EMERGENCY PRESSURE INDICATED GAGM GAGR I UHC 111111111
30E SNUBBER VALVE 2 EA 13423 GAGMA GAGM 1
30E INDICATOR EMER SYSTEM 456DC GAGMB GAGM A
30E TRANSMITTER EMER SYSTEM 456DE GAGMC GAGM A
30E CONTROL VALVE 2 EA 1342A GAGZA GAG A
30E PRESSURE FITTING 20 EA 1342H GAGZB GAG 1
30E SHUTTLE VALVE 4 EA 13421 GAGZC GAG 3
30E UNIDENTIFIED MODULATOR 13422 GAGZD GAG 0
30E RESTRICTOR 2 EA 13424 GAGZE GAG 1
30E HOSE ASSY 14 EA 13426 GAGZF GAG 1
30E SWIVEL JOINT 8 EA 13414 GAGZG GAG 1
30E SWITCH-BRAKE SELECTOR 13435 GAGZH GAG 0
30E ANTI SKID GAJ GAC 000000030
30E ANTI SKID TEST GAJA GAD I GAJ 000000010
30E CONTROL BOX ANTI SKID MK111343A GAJAA GAJA A
30E MAIN WHL PRINTED WIRE ASSY 1343D GAJAB GAJA 5
30E AUX PRINTED WIRE ASSY 1343E GAJAC GAJA 5
30E WHEEL CARD PN 42 1095574FA1343F GAJAD GAJA 3
30E TEST CARD PN 42 10946 1343G GAJAE GAJA A
30E CABLE ASSY 1343H GAJAF GAJA A
30E SKID DETECTION GAJB GAJ AAAAAAAAAA
30E SKID DETECTION GAJB GAJA FAAAAAAAAA
30E WHEEL SPD TRANS MK 11 4EA 1343C GAJBA GAJB 3
30E SWITCH ANTI-SKID 13436 GAJZA GAJ A

```

PROGRAM J191 DATE = 08/17/76

FLIGHT SAFETY PREDICTION TECHNIQUE

0000000011111111112222222222333333333344444444445555555555666666666677777777778
12345678901234567890123456789012345678901234567890123456789012345678901234567890

30F LINKAGE	13412	GAJZB	GAJ	A
30F DUAL PRESS CONT VLV 2 EA	13420	GAJZC	GAJ	A
30F WEIGHT ON WHEELS SENSING		GAK	GAJ	AAAAAAAAA
30F RELAY TOUCHDOWN	13312	GAKA	GAK	A
30F SWITCH TOUCHDOWN	13314	GAKB	GAK	A
30F NORM PRESS ATTN		GAL	GAC	111111111
30F REDUCTION GEAR PMP/FILTER	22600	GAUSZJ	BAU	0
30F ATTENUATION		GAX	G	111111111
30F DIRECTIONAL CONTROL		GB	G	110000011
30F NOSE WHEEL STEERING		GBA	GP	GAB 111111111
30F TORQUE SISSOR LOWER	1321A	GPAA	GHA	A
30F TIRE FITTING ATTACHING BOLT	1321S	GBAB	GPA	0
30F STRUT	13211	GBAC	GPA	A
30F STEERING COLLAR	13210	GPA0	GPA	A
30F TORQUE SISSOR UPPER	13218	GPAE	GPA	A
30F RELAYING 2EA	13514	GPAF	GPA	5
30F TURN INDICATOR	13510	GBAG	GPA	0
30F WHEEL	13511	GRAH	GPA	A
30F LINKAGE	13513	GPAJ	GPA	A
30F ROCKER ARM	13515	GRAK	GPA	A
30F GEAR	13517	GBAL	GPA	0
30F SPRCKET	13518	GRAM	GPA	1
30F ACTUATING CYLINDER 2 EA	13521	GHAN	GPA	2
30F MANIFOLD	13523	GPAP	GPA	A
30F SWIVEL JOINT 2EA	13525	GBAO	GPA	5
30F HOSE 2EA	13528	GRAK	GPA	5
30F CONTROL VALVE	13522	GBAS	GPA	A
30F MISSION SUPPORT		M		AAAAAAAAA
30F MISSION SUPPORT ATTENUATE 1		MA		111111111
30F MISSION SUPPORT ATTENUATE 2		MAA	MA	111111111
30F AIR TRANSPORT/DROP		MAB	MAB	021111120
30F AIR TRANSPORT		MABA	MAB	111111111
30F PERSONNEL		MABB	MABA	AAAAAAAAA
30F ANTI SKID SURFACE	12310	MA0BA	MABP	0
30F ANTI SKID SURFACE	12410	MABRB	MABP	0
30F ANTI SKID SURFACE	1251A	MABRC	MABP	0
30F TROOP SEATING		MABC	MABP	111111111
30F SEAT BRACKET	1231T	MABCA	MABP	A
30F TROOP SEAT	12313	MABCH	MABP	A
30F SAFETY BELT	12314	MABCC	MABP	A
30F SEAT BRACKET	1241U	MABCD	MABP	A
30F TROOP SEAT	12415	MABCE	MABP	A
30F SAFETY BELT	12416	MABCF	MABP	A
30F CASUALTY		MABD	MABB	111111111
30F LITTER SUPPORT BRACKET/PAD	1231P	MABDA	MABD	A
30F LITTER	12315	MABDB	MABD	A
30F LITTER STRAP	12317	MABDC	MABD	A
30F LITTER SUPPORT BRACKET/PAD	1241T	MABDD	MABD	A
30F LITTER	12417	MABDE	MABD	A
30F LITTER STRAP	12418	MABDF	MABD	A

PG095.J1R1 DATE = 08/17/76

FLIGHT SAFETY PREDICTION TECHNIQUE

000000001111111112222222233333333334444444445555555556666666667777777778

1234567890123456789012345678901234567890123456789012345678901234567890

30E	CARGO		MABE	MABA	AAAAAAAAA
30E	CARGO SECURING EQUIPMENT	12312	MABEA	MABE	1
30E	CARGO SECURING EQUIPMENT	12413	MABEB	MABE	1
30E	CARGO SECURING EQUIPMENT	12513	MABEC	MABE	1
30E	AIR DROP		MABF	MAB	000010000
30E	PARATROOP DROP		MABG	MABF	0000A0000
30E	AIR DEFLECTOR DOOR	11290	MABGA	MABG	2
30E	SUPPORT	11290	MABGB	MABG	2
30E	ACTUATOR	1129H	MABGC	MABG	2
30E	DOOR ASSY FRAME	11291	MABGD	MABG	2
30E	CONTROL ASSY	11296	MABGE	MABG	2
30E	LATCH MECHANISM	11298	MABGF	MABG	2
30E	PARATROOP DOOR	11320	MABGG	MABG	2
30E	BUMPER ASSY	11320	MABCH	MABG	2
30E	RELAY	11320	MABGJ	MABG	2
30E	DOOR ASSY FRAME	11321	MABGK	MABG	2
30E	COUNTERBALANCE MECHANISM	11323	MABGL	MABG	2
30E	TRACK ASSY	11325	MABGM	MABG	2
30E	LATCH MECHANISM	11326	MABGN	MABG	2
30E	PARATROOP LADDER	1241M	MABGP	MABG	0
30E	STATIC LINE RETREVE CABLE	1261A	MABGO	MABG	2
30E	STATIC LINE RETREVE MOTOR	1261B	MABGR	MABG	2
30E	EXTRACTION CHUTE MECH	1261E	MABGS	MABK	1
30E	STATIC LINE	1261G	MABGT	MABG	2
30E	STATIC LINE ANCHOR ACTUATOR	1261J	MABGU	MABG	2
30E	ANCHOR ACTUATOR MICRO SW	1261K	MABGV	MABG	2
30E	ANCHOR SW EXTENSION CORD	1261L	MABGW	MABG	2
30E	STATIC LINE ANCHOR	12611	MABGX	MABG	2
30E	STATIC LINE CABLE BRACKET	12612	MABGY	MABG	2
30E	RELEASE CABLE	12613	MABGZ	MABG	2
30E	ANCHOR LINE FAIRLEAD	12615	MABGZA	MABG	0
30E	CARGO DELIVERY		MABH	MABF	AAAAAAAAA
30E	RAMP OPERATION		MABJ	MABH	AAAAAAAAA
30E	AFT CARGO RAMP-HYDRAULIC	11230	MABJA	MABJ	2
30E	MICRO SWITCH	1123A	MABJAA	MABJ	3
30E	CONTROL SWITCH	1123B	MABJAB	MABJ	3
30E	HOSE	1123C	MABJAC	MABJ	5
30E	UNLOCK CYLINDER	1123G	MABJAC	MABJ	3
30E	RAMP SOL. VALVE	1123H	MABJAH	MABJ	A
30E	ACTUATOR	11231	MABJAJ	MABJ	A
30E	HAND PUMP	11232	MABJAK	MABJ	1
30E	SELECTOR VALVE	11234	MABJAL	MABJ	3
30E	3 POSITION VALVE	11235	MABJAM	MABJ	3
30E	PRESSURE GAUGE	11236	MABJAN	MABJ	0
30E	SHUTTLE VALVE	11237	MABJAP	MABJ	2
30E	RESTRICTOR VALVE	11238	MABJAO	MABJ	1
30E	AFT CARGO RAMP-AIRFRAME	11240	MABJH	MABJ	1
30E	HOSE	1124B	MABJRP	MABJ	5
30E	LATCHING MECHANISM	1124C	MABJRC	MABJ	2
30E	HOOK	1124D	MABJRD	MABJ	2

PG0095.J1R1 DATE = 08/17/76

FLIGHT SAFETY PREDICTION TECHNIQUE

000000001111111122222222333333333344444444445555555555666666666677777777778
12345678901234567890123456789012345678901234567890123456789012345678901234567890

30F FLOOR ASSY	11240	MABJBE	MABJ	1
30F HOOK BELLCRANK	1124K	MABJBK	MABJ	2
30F DOOR FRAME ASSY	11241	MABJBL	MABJ	3
30F HINGE	11243	MABJBM	MABJ	5
30L SCUFF PLATES	11244	MABJBN	MABJ	0
30F CONTROL RODS	11245	MABJBP	MABJ	3
30F BEARING	11246	MABJBO	MABJ	2
30F AFT CARGO DOOR-HYDRAULIC	11250	MABJBC	MABJ	2
30F MICRO SWITCH	1125A	MABJCA	MABJ	1
30E CONTROL SWITCH	1125B	MABJCB	MABJ	3
30F ACTUATOR	11251	MABJCC	MABJ	A
30E SHUTTLE VALVE	11252	MABJCD	MABJ	3
30E RESTRICTOR VALVE	11253	MABJCE	MABJ	1
30E HOSE	11254	MABJCF	MABJ	5
30E UNLOCK ASSY	11256	MABJCG	MABJ	5
30L SEQUENCE VALVE	11257	MABJCH	MABJ	5
30E SELECTOR VALVE	11258	MABJCI	MABJ	5
30F AFT CARGO DOOR AIRFRAME	11260	MABJDI	MABJ	1
30C ROLLER ASSEMBLY	1126A	MABJDA	MABJ	2
30E LATCHING MECHANISM	1126E	MABJDF	MABJ	3
30F DOOR FRAME ASSY	11261	MABJDE	MABJ	3
30F HINGE PIN	11265	MABJDG	MABJ	5
30F LATCH	11267	MABJDH	MABJ	3
30F BUMPER STOP	11268	MABJDJ	MABJ	0
30F CARGO DOOR RESERVOIR	45100	MABJDK	MABJ	1
30L PARACHUTE EXTRACTION		MARK	MARK	555555555
30E EXTRACTION CHUTE REL ASSY	12860	MARKA	MARK	5
30E RELEASE HOUSING	12861	MARKB	MARK	3
30F RELEASE LINK	12862	MARKC	MARK	3
30E RELEASE RUSHING	12863	MARKD	MARK	1
30E RELEASE PLUNGER	12864	MARKE	MARK	3
30F RELEASE PLUNGER HANDLE	12867	MARKF	MARK	3
30E CABLE ASSY CHUTE RELEASE	12822	MARKG	MARK	A
30F COUPLING QUICK DISCONNECT	12823	MARKH	MARK	5
30F CABLE ASSY EMERG RELEASE	12825	MARKJ	MARK	A
30F EMERG RELEASE/RELOCK ASSY	12850	MARKK	MARK	A
30L RELEASE STOP LEVER	12851	MARKL	MARK	3
30E RELEASE LEVER	12852	MARKM	MARK	3
30E RELEASE LEVER RUSHING	12853	MARKN	MARK	3
30F RELOCK HANDLE	12854	MARKP	MARK	9
30F RELOCK HOUSING ASSY	12855	MARKQ	MARK	1
30F BOMB RACK	12616	MARKZH	MARK	2
30E PARACHUTE RELEASE SOLENOID	12617	MARKZC	MARK	2
30F RETRIEVER WINCH	12618	MARKZO	MARK	2
30L CARGO DROP PREPARATION		MARK	MARK	222222222
30F CONVEYOR ASSY	12810	MARKA	MARK	2
30F L/R SYSTEM COMPONENTS	12820	MARKB	MARK	1
30E RAIL EXTENSION	12830	MARKC	MARK	2
30F L/R LATCH	12840	MARKD	MARK	3
30F EMERG RELEASE/RELOCK ASSY	12850	MARKE	MARK	2

PG0095.JIR1 DATE = 08/17/76

FLIGHT SAFETY PREDICTION TECHNIQUE

00000000111111111222222222333333334444444455555555666666667777777778
1234567890123456789012345678901234567890123456789012345678901234567890

30E	EXTRACTION CHUTE REL/LOCK	12860	MARMF	MARM	0
30E	L/R DETENT LATCH ASSY	12870	MABMG	MABM	1
30E	AC130 ELECT COUNTER MEASURE		MAC	MAA	00000000
30E	APR-36 RADAR ANALYZER	76AA0	MACAA	MAC	8
30E	PREAMP RADAR PREAMP-DETECT	76AB0	MACAB	MAC	8
30E	THREAT DISPLAY UNIT	76AC0	MACAC	MAC	5
30E	AZIMUTH	76AD0	MACAD	MAC	3
30E	FWD ANTENNA	76AE0	MACAF	MAC	3
30E	AFT ANTENNA	76AF0	MACAF	MAC	3
30E	THRESHOLD CONTROL	76AG0	MACAG	MAC	2
30E	CORRELATION CONTROL	76AH0	MACAH	MAC	2
30E	RECEIVER APR-37	76AA0	MACBA	MAC	8
30E	TRIM-7 MAIN UNIT	76CA0	MACCA	MAC	8
30E	TRIM-7 CONTROL UNIT	76CB0	MACCB	MAC	2
30E	TRIM-7 SWITCHING UNIT	76CC0	MACCC	MAC	2
30E	TRIM-7 PANEL SWITCH	76CD0	MACCD	MAC	1
30E	TRIM-7 ANTENNA	76CE0	MACCE	MAC	8
30E	TRIM-7 RADOME FWD	76CF0	MACCF	MAC	1
30E	TRIM-7 RADOME CTR	76CG0	MACCG	MAC	1
30E	ASD-5 CONTROL DISPLAY UNIT	76FA0	MACFA	MAC	8
30E	ASD-5 DATA PROCESSOR ASSY	76FB0	MACFB	MAC	8
30E	ASD-5 CAL.GEN.	76FC0	MACFC	MAC	5
30E	ASD-5 POWER SUPPLY	76FD0	MACFD	MAC	8
30E	ASD-5 POST AMPL	76FE0	MACFE	MAC	8
30E	ASD-5 ANTENNA SYS	76FF0	MACFF	MAC	5
30E	ASD-5 PEDESTAL	76FG0	MACFG	MAC	5
30E	ASD-5 ANT. CONT.	76FH0	MACFH	MAC	3
30E	ASD-5 SERVO ELECT UNIT	76FJ0	MACFJ	MAC	8
30E	ASD-5 RADOME	76FK0	MACFK	MAC	1
30E	ASD-5 FAIRING	76FL0	MACFL	MAC	0
30E	ASD-5 SPOILER	76FM0	MACFM	MAC	2
30E	ALE-20 DISPENSER	76GA0	MACGA	MAC	3
30E	ALE-20 CONTROL	76GB0	MACGB	MAC	2
30E	ALQ-87 RAM AIR TURBINE	76RA0	MACRA	MAC	8
30E	ALQ-87 CONTROL BOX	76RB0	MACRB	MAC	2
30E	ALQ-87 NOSE CONE	76RC0	MACRC	MAC	1
30E	ALQ-87 TAIL SECTION	76RF0	MACRF	MAC	1
30E	ALQ-87 CANISTER A	76RQ0	MACRQ	MAC	1
30E	ALQ-87 CANISTER B	76RT0	MACRT	MAC	1
30E	ALQ-87 CANISTER C	76RV0	MACRV	MAC	1
30E	ALQ-87 CANISTER D	76RW0	MACRW	MAC	1
30E	ALQ-87 CARRIER ASSY	76RZ0	MACRZ	MAC	5
30E	AC130 PECULIAR WEAPONRY		MAE	MAA	010010010
30E	AC130 GUNNERY EQUIPMENT		MAFA	MAE	000010000
30E	AC130 20MM M61 GUN ASSY	75BA0	MAEAA	MAFA	1
30E	AC130 20MM BOOSTER ACT ASSY	75BAA	MAFAA	MAFA	1
30E	AC130 20MM CLEAR SECT SOL	75BAB	MAFAA	MAFA	1
30E	AC130 20MM BARREL CLAMP ASY	75BAC	MAFAA	MAFA	2
30E	AC130 20MM HOUSING ASSY	75BAD	MAFAA	MAFA	1
30E	AC130 20MM RECOIL ADAPTER	75BAE	MAFAA	MAFA	1

PG0895.JIR1 DATE = 08/17/76

FLIGHT SAFETY PREDICTION TECHNIQUE

000000001111111122222222333333334444444455555555666666667777777778
12345678901234567890123456789012345678901234567890123456789012345678901234567890

30E	AC130	20MM	ROTOR ASSY	75BAF	MAEAAF	MAEA	0
30E	AC130	20MM	FIRING CONTACT	75BAG	MAFAAG	MAFA	0
30E	AC130	20MM	BOLT ASSY	75BAH	MAEAAH	MAEA	1
30E	AC130	20MM	BARRELS	75BAJ	MAFAAJ	MAFA	2
30E	AC130	20MM	LUBRICATOR	75BAK	MAFAAK	MAEA	1
30E	AC130	20MM	FLARELESS TUBE	75BAL	MAEAAL	MAEA	0
30E	AC130	20MM	HYD DRIVE M12	75BAN	MAFAAM	MAEA	0
30E	AC130	20MM	ELECT DRIVE GP	75BAN	MAFAAN	MAEA	0
30E	AC130	20MM	BATTERY 36AH	75BAP	MAFAAP	MAEA	0
30E	AC130	20MM	FLASH SUPPRESSR	75BAQ	MAFAAQ	MAEA	0
30E	AC130	20MM	FLEX DRIVE SHAFT	75BAR	MAFAAR	MAEA	0
30E	AC130	20MM	LOCKING BLOCK	75BAS	MAFAAS	MAEA	1
30E	AC130	20MM	SPRING PIN	75BAT	MAEAAT	MAEA	1
30E	AC130	20MM	SHAFT ASSY	75BAU	MAEAU	MAEA	1
30E	AC130	20MM	FIRING PIN	75BAV	MAEAUV	MAEA	0
30E	AC130	20MM	FIRING PIN CAN	75BAW	MAEAUV	MAEA	0
30E	AC130	20MM	CONTACT STOP	75BAX	MAEAAX	MAEA	0
30E	AC130	20MM	FIRING PIN SPRING	75BAY	MAEAAY	MAEA	0
30E	AC130	20MM	FIRING PIN INSUL	75BAZ	MAEAZ	MAEA	1
30E	AC130	20MM	CAM INSULATOR	75BA1	MAEAZ1	MAEA	1
30E	AC130	20MM	SPRING PIN	75BA2	MAEAZ2	MAEA	0
30E	AC130	20MM	MUZZLE CLAMP	75BA3	MAEAZ3	MAEA	1
30E	AC130	20MM	FEEDER ASSY M2A2	75BB0	MAEAB0	MAEA	0
30E	AC130	20MM	FEEDER HOUSING	75BB1	MAEAB1	MAEA	0
30E	AC130	20MM	GEAR ASSY	75BB2	MAEAB2	MAEA	0
30E	AC130	20MM	HOUSING : GUIDE	75BB3	MAEAB3	MAEA	0
30E	AC130	20MM	LOCK PIN	75BB4	MAEAB4	MAEA	0
30E	AC130	20MM	ROTOR SOLENOID	75BB5	MAEAB5	MAEA	0
30E	AC130	20MM	AMMO CAN	75BB6	MAEAB6	MAEA	0
30E	AC130	20MM	AMMO BOOSTER	75BB7	MAEAB7	MAEA	0
30E	AC130	20MM	AMMO CHUTE	75BB8	MAEAB8	MAEA	0
30E	AC130	20MM	AMMO CAN SPRING	75BB9	MAEAB9	MAEA	0
30E	AC130	20MM	AMMO CAN SPRING	75BBK	MAEABK	MAEA	0
30E	AC130	20MM	AMMO CAN STUD	75BBL	MAEABL	MAEA	0
30E	AC130	20MM	AMMO CAN GROMMET	75BBM	MAEABM	MAEA	0
30E	AC130	20MM	AMMO CAN STUD	75BBN	MAEABN	MAEA	0
30E	AC130	20MM	MOUNT ASSY	75BBO	MAEABO	MAEA	1
30E	AC130	20MM	MOUNT ASSY FRONT	75BOA	MAEABO	MAEA	2
30E	AC130	20MM	MOUNT ASSY REAR	75BOB	MAEABO	MAEA	2
30E	AC130	20MM	GUN FIRE CONT.U	75BDC	MAEABO	MAEA	2
30E	AC130	20MM	CONTROL UNIT	75BOA	MAEADA	MAEA	3
30E	AC130	20MM	SAFE : ARM PNL	75BO0	MAEAE	MAEA	3
30E	AC130	20MM	PANEL	75BEA	MAEAEA	MAEA	3
30E	AC130	40MM	GUN ASSY	75CAC	MAEAF	MAEA	2
30E	AC130	40MM	BARREL	75CAA	MAEAF	MAEA	2
30E	AC130	40MM	FLASH SUPPRESSOR	75CAB	MAEAFB	MAEA	0
30E	AC130	40MM	FIRING MECH. ASSY	75CAC	MAEAFB	MAEA	1
30E	AC130	40MM	AMMO RACK	75CAD	MAEAFD	MAEA	0
30E	AC130	40MM	WELDMENT PALLET	75CAE	MAEAFE	MAEA	1
30E	AC130	40MM	MOUNT	75CFO	MAEAFG	MAEA	2

PGG095.J1R1 DATE = 08/17/76

FLIGHT SAFETY PREDICTION TECHNIQUE

00000000111111112222222222333333334444444455555555666666667777777778
12345678901234567890123456789012345678901234567890123456789012345678901234567890

30E AC130 40MM ASSY 75CRA	MAEAGA	MAEA	2
30E AC130 40MM ELEVATION SLIDE 75CBB	MAEAGB	MAFA	0
30E AC130 40MM AZIMUTH ASSY 75CBC	MAEAGC	MAEA	0
30E AC130 40MM SCAL SET FLEV. 75CPD	MAEAGD	MAEA	0
30E AC130 40MM STAND ASSY 75CBF	MAEAGE	MAFA	1
30E AC130 40MM SAFE AND ARM PNL 75CCO	MAEAH	MAEA	2
30E AC130 40MM PANEL 75CCA	MAEAHA	MAEA	3
30E AC130 40MM JUNCTION BOX 75CDO	MAEAJ	MAEA	2
30E AC130 40MM RELAY 75CDA	MAEAJA	MAEA	2
30E AC130 40MM RELAY 75CDB	MAEAJB	MAEA	2
30E AC130 40MM LOADER ASSY 75CEO	MAEAK	MAEA	0
30E AC130 40MM RAMMER TRAY 75CEA	MAEAKA	MAEA	0
30E AC130 40MM BRFECHBLUCK ASY 75CFC	MAEAL	MAEA	1
30E AC130 40MM FIRING PIN 75CFA	MAEALA	MAEA	0
30E AC130 40MM FIRING PIN SPRNG 75CFB	MAEALB	MAEA	0
30E AC130 40MM OUTP COCRNG LVR 75CFC	MAEALC	MAEA	0
30E AC130 40MM INNR COCRNG LVR 75CFD	MAEALD	MAEA	0
30E AC130 40MM LVR PLUNGR SPRNG 75CFE	MAEALE	MAEA	0
30E AC130 40MM SEAR LVR PLUNGR 75CFF	MAEALF	MAEA	0
30E AC130 40MM BRECH RNG CRANK 75CFG	MAEALG	MAEA	1
30E AC130 40MM BRECH RNG CRANK 75CFH	MAEALH	MAEA	1
30E AC130 40MM BRFECH RING ASY 75CGO	MAEAM	MAEA	0
30E AC130 40MM EXTRACTOR KIT 75CGA	MAEAMA	MAEA	0
30E AC130 40MM EXTRACTOR SDINDL 75CGB	MAEAMB	MAEA	0
30E AC130 40MM RECOIL CYLINDER 75CHO	MAEAN	MAEA	0
30E AC130 40MM BREECH CLOSNG SP 75CJO	MAEAP	MAEA	2
30E AC130 40MM GUN CASE 75CKO	MAEAQ	MAEA	0
30E AC130 105MM TUBE ASSY 75EAO	MAEAU	MAEA	1
30E AC130 105MM BLAST SUPPRESSR 75EAA	MAEUA	MAEA	2
30E AC130 105MM BRFECH RING ASY 75EBO	MAEAV	MAEA	2
30E AC130 105MM BREECH BLOCK 75EBA	MAEAVA	MAEA	2
30E AC130 105MM EXTRACTOR 75EBB	MAEAVB	MAEA	0
30E AC130 105MM FIRING MECH. 75EBD	MAEAVC	MAEA	0
30E AC130 105MM BREECH OPER GRP 75EBD	MAEAVD	MAEA	0
30E AC130 105MM RECOIL MECH. 75EEO	MAEAW	MAEA	2
30E AC130 105MM RECUPERATOR CYL 75ECA	MAEAWA	MAEA	1
30E AC130 105MM RECUPERATOR CYL 75ECB	MAEAWB	MAEA	1
30E AC130 105MM DIL FILLER VLV 75ECC	MAEAWC	MAEA	0
30E AC130 105MM RECOIL SLEIGH 75ECD	MAEAWD	MAEA	1
30E AC130 105MM SNURBER ASSY 75EEO	MAEAX	MAEA	1
30E AC130 105MM MOUNT ASSY 75EEO	MAEAY	MAEA	1
30E AC130 105MM A2.BRNG.ASSY 75EEA	MAEAYA	MAEA	0
30E AC130 105MM YOKE 75EEB	MAEAYB	MAEA	0
30E AC130 105MM PALLET 75EEC	MAEAYC	MAEA	0
30E AC130 105MM SAFETY CAGE 75EED	MAEAYD	MAEA	1
30E AC130 105MM INDICATOR 75EEE	MAEAYE	MAEA	0
30E AC130 105MM TUBE RETRACTOR 75EEF	MAEAYF	MAEA	0
30E AC130 105MM AMMO RACK 75EEG	MAEAYG	MAEA	0
30E AC130 7.62MM MACHINE GUN 75AAG	MAFAZ	MAEA	0
30E WEAPON FIRING AID/CONTROLS	MAFRA	MAEA	1
	MAEC	MAE	

010010010

PGG095.JIR1 DATE = 08/17/76

FLIGHT SAFETY PREDICTION TECHNIQUE

00000000	11111111	11222222	22223333	33334444	44445555	55556666	66667777	7777
1234567890	1234567890	1234567890	1234567890	1234567890	1234567890	1234567890	1234567890	1234567890
30E	AC130	APQ 150	RADAR RX/TX	74WA0	MAECWA	MAEC		0
30E	AC130	APQ 150	POWER SUPPLY	74WB0	MAECWB	MAEC		0
30E	AC130	APQ 150	LO PASS FILTER	74WC0	MAECWC	MAEC		0
30E	AC130	APQ 150	RADOME	74WD0	MAECWD	MAEC		0
30E	AC130	APQ 150	CONT IND	74WE0	MAECWE	MAEC		0
30E	AC130	GUN CONT.	PNL ASSY	75DD0	MAECX	MAEC		0
30E	SUSPENDED WEAPONRY				MAED	MAE		010000010
30E	LAU 74	LAUNCHER		97CA0	MAEDA	MAED		A
30E	LAU 74	CONTROL BOX ASSY		97CB0	MAEDB	MAED		A
30E	LAU 74	RAIL INSTALLATION		97CC0	MAEDC	MAED		A
30E	LAU 74	ELECTRICAL HARNESS		97CD0	MAEDD	MAED		1
30E	MAU 12	ROMB RACK SYSTEM		75FA0	MAEDF	MAED		A
30E	SUU 42	DISPENSER SYSTEM		75GA0	MAEDG	MAED		A
30E	DETONATOR				97063	MAEDH		A
30E	RELEASE SQUIB				97AAG	MAEDJ		A
30E	SPA DC130E	PECULIAR			MAF	MAA		0AAAAAAAA0
30E	GUIDANCE CONTROL				MAFA	MAF		000010000
30E	SYS COMPONENT LAUNCH/GUIDE				53AD0	MAFAA	MAFA	0
30E	SPA	CLOSED CKT TV SYS		53BA0	MAFAB	MAFA		0
30E	SPA	TV CAMERA		53BAA	MAFABA	MAFA		0
30E	SPA	WINDOW		53BAC	MAFABC	MAFA		0
30E	SPA	HEATER CAMERA		53BAD	MAFABD	MAFA		0
30E	SPA	TV MONITOR		53BAF	MAFABF	MAFA		0
30E	SPA	TV CONTROL UNIT		53BAG	MAFABG	MAFA		0
30E	SPA	AIR DATA COMPUTER SYS		53CA0	MAFAC	MAFA		0
30E	SPA	CADC COMPUTER		53CAA	MAFACA	MAFA		0
30E	SPA	CADC MOUNTING		53CAR	MAFACR	MAFA		0
30E	SPA	INTERFACE BOX		53CB0	MAFAD	MAFA		0
30E	APW-23	MCGS	ANTENNA SYS	533AG	MAFRA	MAFA		1
30E	APW-23	MCGS	INDICATOR	533BG	MAFRB	MAFA		1
30E	APW-23	MCGS	FLT DATA IND	533CG	MAFRC	MAFA		1
30E	APW-23	MCGS	AZ IND	533DG	MAFRD	MAFA		1
30E	APW-23	MCGS	IND CONT	533EG	MAFRE	MAFA		1
30E	APW-23	MCGS	CODER DECODER	533FG	MAFRF	MAFA		1
30E	APW-23	MCGS	COMPUTER HEAD	533GG	MAFRG	MAFA		1
30E	APW-23	MCGS	COMPUTER RANGE	533HG	MAFRH	MAFA		1
30E	APW-23	MCGS	CONT ANT.	533JG	MAFRJ	MAFA		1
30E	APW-23	MCGS	AIR NAV. COMP.	533KG	MAFRK	MAFA		1
30E	APW-23	MCGS	COUPLER DIRECT	533LG	MAFRL	MAFA		1
30E	APW-23	MCGS	ATTENUATOR	533MG	MAFRM	MAFA		0
30E	APW-23	MCGS	CONT IND	533NG	MAFRN	MAFA		0
30E	APW-23	MCGS	CONT PLOTT	533PG	MAFRP	MAFA		0
30E	APW-23	MCGS	CONT CODER	533QG	MAFRQ	MAFA		0
30E	APW-23	MCGS	CONT APW 23	533RG	MAFRR	MAFA		0
30E	APW-23	MCGS	VACUUM PUMP	533SG	MAFRS	MAFA		1
30E	APW-23	MCGS	CONT IND	533TG	MAFRT	MAFA		1
30E	APW-23	MCGS	AMP SYNCHRO	533UG	MAFRU	MAFA		1
30E	APW-23	MCGS	REF SIG GEN	533VG	MAFRV	MAFA		1
30E	APW-23	MCGS	AMP DETECTOR	533WG	MAFRW	MAFA		1
30E	APW-23	MCGS	IND BRNG	533XG	MAFRX	MAFA		1

PGG095.J1R1 DATE = 08/17/76

FLIGHT SAFETY PREDICTION TECHNIQUE

0000000011111111122222222233333333444444444455555555666666667777777778
12345678901234567890123456789012345678901234567890123456789012345678901234567890

30E	APW-23	MCGS	IND BRANGE	533YC	MAFBY	MAFA	1
30E	APW-23	MCGS	AMPL ELEC CNT	533Z0	MAFRZ	MAFA	1
30E	APW-23	MCGS	RCVP XMTR	53310	MAFCA	MAFA	2
30E	APW-23	MCGS	RCVR XMTR	53320	MAFCB	MAFA	2
30E	APW-23	MCGS	PLOTTING BOARD	53330	MAFCC	MAFA	1
30E	APW-23	MCGS	POWER SUPPLY	53340	MAFCD	MAFA	1
30E	APW-23	MCGS	POWER SUPPLY	53350	MAFCE	MAFA	1
30E	APW-23	MCGS	POWER SUPPLY	53360	MAFCF	MAFA	1
30E	APW-23	MCGS	POWER SUPPLY	53370	MAFCG	MAFA	1
30E	APW-23	MCGS	MISC AC EQUIP	53380	MAFCH	MAFA	0
30E	APW-23	MCGS	ANT/RADOME COM	5338J	MAFCJ	MAFA	1
30E	APW-23	MCGS	COUPLING	533FM	MAFCM	MAFA	0
30E	APW-23	MCGS	ALTIMETER	533BT	MAFCT	MAFA	0
30E	DC 130	SPA	PILOT INST PNL	71AAQ	MAFCU	MAFA	1
30E	LONG PYLON	UMBILICAL	PLUG	11721	MAFJR	MAFL	5
30E	LONG PYLON	UMBILICAL	IGN	11722	MAFJC	MAFL	5
30E	LONG PYLON	CKT BREAKER		11723	MAFJD	MAFL	2
30E	SHORT PYLON	HARVESS		11741	MAFJE	MAFL	1
30E	SHORT PYLON	BOM RAK HARNFS		11742	MAFJF	MAFL	1
30E	SHORT PYLON	SQUIB WIRING		11743	MAFJG	MAFL	1
30E	SHORT PYLON	BATTERY		11744	MAFJH	MAFL	3
30E	SHORT PYLON	CKT BREAKER		11745	MAFJJ	MAFL	2
30E	SHORT PYLON	EXCITER IGN		11746	MAFJK	MAFL	3
30E	SHORT PYLON	IGNITION LEAD		11747	MAFJL	MAFL	3
30E	SHORT PYLON	UMBILICAL		11748	MAFJM	MAFL	1
30E	SPA LAUNCH				MAFL	MAF	000010000
30E	APW 23	MCGS	LAUNCH CNT	53390	MAFLA	MAFL	2
30E	SPA	SUSPENSION			MAFS	MAF	011000010
30E	LONG PYLON	COVER PLATE	ASY	1171A	MAFSA	MAFS	0
30E	LONG PYLON	HOOK LINK		1171B	MAFSB	MAFS	1
30E	LONG PYLON	PRELOAD SCREW		1171C	MAFSC	MAFS	1
30E	LONG PYLON	SPRING		1171D	MAFSU	MAFS	0
30E	LONG PYLON	PIN ARM SAFE		1171E	MAFSE	MAFS	1
30E	LONG PYLON	STRUT ASSY		1171F	MAFSF	MAFS	1
30E	LONG PYLON	FAIRING		1171G	MAFSG	MAFS	0
30E	LONG PYLON	DOORS		1171H	MAFSH	MAFS	0
30E	LONG PYLON	WINDOW		1171J	MAFSJ	MAFS	0
30E	LONG PYLON	TRAILING EDGE		1171K	MAFSK	MAFS	0
30E	LONG PYLON	LEADING EDGE		1171L	MAFSL	MAFS	0
30E	LONG PYLON	CUFF SWAY BRACE		1171M	MAFSM	MAFS	1
30E	LONG PYLON	SKIN		1171N	MAFSN	MAFS	0
30E	LONG PYLON	RACK ASSY S-4		1171P	MAFSP	MAFS	1
30E	LONG PYLON	SWAY BRACE FUS		1171Q	MAFSQ	MAFS	1
30E	LONG PYLON	SWAY BRACE WNG		11711	MAFSR	MAFS	1
30E	LONG PYLON	UP LOCK		11712	MAFSS	MAFS	1
30E	LONG PYLON	SEAL		11714	MAFST	MAFS	0
30E	LONG PYLON	UMBILICAL CAP		11715	MAFSU	MAFS	0
30E	SHORT PYLON	COVER PLATE		1173A	MAFSVA	MAFS	0
30E	SHORT PYLON	HOOK LINK		1173B	MAFSVB	MAFS	1
30E	SHORT PYLON	PRELOAD SCREW		1173C	MAFSVC	MAFS	1

06095.JIR1 DATE = 08/17/76

FLIGHT SAFETY PREDICTION TECHNIQUE

000000011111111122222222223333333333444444444455555555566666666677777777778
 12345678901234567890123456789012345678901234567890123456789012345678901234567890

30F	SHORT PYLON PIN ARM SAFE	11730	MAFSVD	MAFS	1
30E	SHORT PYLON FAIRING	1173E	MAFSVE	MAFS	0
30F	SHORT PYLON SEAL	1173F	MAFSVF	MAFS	0
30E	SHORT PYLON SWAY BRACE	1173G	MAFSVG	MAFS	1
30F	SHORT PYLON LANYARD	1173H	MAFSVH	MAFS	1
30E	SHORT PYLON DOOR	1173I	MAFSVI	MAFS	0
30E	SHORT PYLON TRAILING EDGE	1173J	MAFSVJ	MAFS	0
30E	SHORT PYLON NOSE ASSY	1173K	MAFSVK	MAFS	0
30E	SHORT PYLON PAD ASSY	1173L	MAFSVL	MAFS	0
30E	SHORT PYLON PAD ASSY	1173M	MAFSVM	MAFS	0
30E	SHORT PYLON STRUT ASSY	1173N	MAFSVN	MAFS	1
30E	SHORT PYLON RACK BOMB	1173O	MAFSVO	MAFS	1
30E	DC 130 E SPAR LEED AIR	41A00	MAFX	MAF	0
30E	DC 130 E SPAPRESSURIZATION	41A00	MAFY	MAF	0
30E	DC 130 E SPA AIR COND SYS	41A00	MAFZ	MAF	0
30E	AIR CREW EQUIP		MAG	MAA	00000000
30E	W/CH	1231B	MAGA	MAG	0
30E	SWITCH BLOCK	1231C	MAGB	MAG	0
30E	PAJIS/INDE OPERATOR SEAT	1231N	MAGC	MAG	0
30E	PAJIS/INDE OPERATOR TABLE	1231N	MAGD	MAG	0
30E	STORAGE RACK	1231P	MAGE	MAG	0
30E	PLITCH TABLE	1231X	MAGF	MAG	0
30E	WORK STAND/STEP	1231Y	MAGG	MAG	0
30E	OPS EQUIP STORAGE BIN	1231Z	MAGH	MAG	0
30E	CARGO HANDLING EQUIPMENT	1231I	MAGJ	MAG	0
30E	SCANNER SEAT	1231B	MAGK	MAG	0
30E	SUPPORT EQUIPMENT	1232E	MAGL	MAG	0
30E	SCANNER/OBSERVER STATION	1232E	MAGM	MAG	0
30E	SEAT BASE	1232G	MAGN	MAG	0
30E	ARMREST	1232H	MAGP	MAG	0
30E	SEAT TRACK	1232L	MAGQ	MAG	0
30E	BAWK ROOM	1241K	MAGR	MAG	0
30E	SEAT BRACKET	1241U	MAGS	MAG	0
30E	OPS/INDE OPER SEAT	1241V	MAGT	MAG	0
30E	EQUIP STORAGE	1241I	MAGU	MAG	0
30E	CARGO HANDLING EQUIP	1241Z	MAGV	MAG	0
30E	STORAGE CONTAINER	1241K	MAGW	MAG	0
30E	CARGO HANDLING EQUIPMENT	1251Z	MAGX	MAG	0
30E	PERSONNEL ENVIRONMENT		MAH	MAA	00000000
30E	SEAT CUSHION	1231H	MAHA	MAH	0
30E	URINAL	1231S	MAHS	MAH	0
30E	ORINAL DRAIN	1231U	MAHC	MAH	0
30E	CREW BUNK	1231V	MAHD	MAH	0
30E	BUNK MATTRESS	1231W	MAHE	MAH	0
30E	URINAL	1251H	MAHF	MAH	0
30E	ORINAL DRAIN LINE	1251J	MAHG	MAH	0
30E	TOILET FACILITIES	12514	MAHH	MAH	0
30E	TOILET TRACK	12515	MAHJ	MAH	0
30E	OVEN	4941S	MAHK	MAH	0
30E	COOLER	4941T	MAHL	MAH	0
30E	SINK	4941U	MAHM	MAH	0

PG0095.JIR1 DATE = 08/17/76

FLIGHT SAFETY PREDICTION TECHNIQUE

000000001111111112222222223333333334444444445555555556666666667777777778
1234567890123456789012345678901234567890123456789012345678901234567890

30E	HOT CUP	49411	MAHN	MAH	0
30E	ELECTRIC REFRIGERATOR	49413	MAHP	MAH	0
30E	WATER SYSTEM	49210	MAHQ	MAH	0
30E	CONTAINER	49212	MAHR	MAH	0
30E	WASH BASIN	49213	MAHS	MAH	0
30E	MIRROR ASSY	49214	MAHT	MAH	0
30E	FAUCET ASSY	49215	MAHU	MAH	0
30E	SHIELD ASSY	49216	MAHV	MAH	0
30E	WASH WATER TANK	49217	MAHW	MAH	0
30E	GAGE	49218	MAHX	MAH	0
30E	WC130 PECULIAR EQUIP		MAJ	MAA	00000000
30E	WC130 METEOROLOGICAL EQUIP		MAJA	MAJ	11111111
30E	WC130 MET ALT SYS	944A0	MAJAA	MAJA	1
30E	WC130 PRESSUPE SENSOR	944AA	MAJAAA	MAJA	1
30E	WC130 STATUS PANEL	944AB	MAJAAB	MAJA	1
30E	WC130 DIGITAL METER PANEL	944AB	MAJABA	MAJA	1
30E	WC130 OPTICAL DEW POINT EQ	942A0	MAJAC	MAJA	1
30E	WC130 ODP HYGROMETER	942AA	MAJACA	MAJA	1
30E	WC130 ODP CONTROL UNIT	942AB	MAJACB	MAJA	1
30E	WC130 ODP SENSING UNIT	942AC	MAJACC	MAJA	1
30E	WC130 ODP READOUT UNIT	942AD	MAJACD	MAJA	1
30E	WC130 PRECISE RAD THERMO SY	943A0	MAJAD	MAJA	1
30E	WC130 PRT THERMOMETER	943AA	MAJADA	MAJA	1
30E	WC130 PRT CONTROL PANEL	943AB	MAJADB	MAJA	1
30E	WC130 PRT OPTICAL UNIT	943AC	MAJADC	MAJA	1
30E	WC130 RECORDING SYS GEN	944A0	MAJAE	MAJA	1
30E	WC130 STRIP CHART RECORDER	944AA	MAJAEA	MAJA	1
30E	WC130 AMPLIFIER	944AB	MAJAEB	MAJA	1
30E	WC130 SYNCHRO ASSY	944E0	MAJAF	MAJA	1
30E	WC130 POWER SUPPLY	944C0	MAJAG	MAJA	1
30E	WC130 AMQ-29 DROPSONDE RECGR	946A0	MAJAH	MAJA	1
30E	WC130 AMQ-29 ELECT COUNTER	946AA	MAJAH	MAJA	1
30E	WC130 AMQ-29 RESET CONT	946B0	MAJAJ	MAJA	1
30E	WC130 AMQ-29 DIGIT RECORDER	946C0	MAJAK	MAJA	1
30E	WC130 AMQ 29 STRIP CHART	946E0	MAJAL	MAJA	1
30E	WC130 AMQ 29 STRIP CHART	946DA	MAJALA	MAJA	1
30E	WC130 AMQ 29 FUNCT GEN	946E0	MAJAM	MAJA	1
30E	WC130 AMQ 29 FUNCT GEN	946FA	MAJAMA	MAJA	1
30E	WC130 AMQ 29 FREQ CONVERTR	946G0	MAJAN	MAJA	1
30E	WC130 AMQ 29 FREQ CONVERTR	946GA	MAJANA	MAJA	1
30E	WC130 AMQ 29 RECEIVER	946H0	MAJAP	MAJA	1
30E	WC130 AMQ 29 RECEIVER	946HA	MAJAPA	MAJA	1
30E	WC130 AMQ 29 CONT PANEL	946J0	MAJAP	MAJA	1
30E	WC130 AMQ 29 CONT PANEL	946JA	MAJAP	MAJA	1
30E	WC130 AMQ 29 DESK CALCULATR	946K0	MAJAP	MAJA	1
30E	WC130 AMQ 29 DESK CALCULATR	946K1	MAJARA	MAJA	1
30E	WC130 DROPSONDE DISPENSER	948A0	MAJAS	MAJA	1
30E	WC130 DROPSONDE DISPENSER	948AA	MAJASA	MAJA	1
30E	WC130 DROPSONDE PRESS SW	948AB	MAJASB	MAJA	1
30E	WC130 DROPSONDE MICRO SW	948AC	MAJASC	MAJA	1

PG0095.JIR1 DATE = 08/17/75

FLIGHT SAFETY PREDICTION TECHNIQUE

00000000111111111222222222333333334444444455555555666666667777777788
1234567890123456789012345678901234567890123456789012345678901234567890

30E	WC130	DROPSONDE VALVE ASSY	948AD	MAJASD	MAJA	1
30E	WC130	DROPSONDE ARM SOL	948AE	MAJASE	MAJA	1
30E	WC130	DROPSONDE SLEEVE ASY	948AF	MAJASF	MAJA	1
30E	WC130	DROPSONDE OUTER CHAM	948AG	MAJASG	MAJA	1
30E	WC130	DROPSONDE PRESS TUBE	948AH	MAJASH	MAJA	1
30E	WC130	DROPSONDE MONITOR PNL	948AP	MAJAT	MAJA	1
30E	WC130	ATMOSPHERIC RESEARCH		MAJB	MAJ	111111111
30E	WC130	ATM RES 1-2 FOIL SYS	98AX	MAJBA	MAJB	1
30E	WC130	ATM RES 1-2 FOIL	98AAQ	MAJBAA	MAJB	1
30E	WC130	ATM RES U-1 FOIL SYS	98BXX	MAJBX	MAJB	1
30E	WC130	ATM RES U-1 FOIL	98BAQ	MAJBBA	MAJB	1
30E	WC130	ATM RES FWD DUCT	98BEO	MAJBHH	MAJB	1
30E	WC130	ATM RES AFT DUCT	98BEO	MAJBBC	MAJB	1
30E	WC130	ATM RES FOIL PLATFORM	98BEO	MAJBBD	MAJB	1
30E	WC130	ATM RES BENDIX CHARGE	98BEO	MAJBBE	MAJB	1
30E	WC130	ATM RES FILTER ASSY	98BEO	MAJBRE	MAJB	1
30E	WC130	ATM RES OPER POSIT SY	98CAX	MAJBC	MAJB	1
30E	WC130	ATM RES OPER POSITION	98CAQ	MAJBCA	MAJB	1
30E	WC130	ATM RES R-400 SYS	98DXX	MAJBD	MAJB	1
30E	WC130	ATM RES R-400 SYS	98DAQ	MAJBDA	MAJB	1
30E	WC130	ATM RES PRESS SYS	98EXX	MAJBE	MAJB	1
30E	WC130	ATM RES INLET ASSY	98FAQ	MAJBFA	MAJB	1
30E	WC130	ATM RES PRESS PLATE	98FEO	MAJBFB	MAJB	1
30E	WC130	ATM RES ELECTRICAL	98ECO	MAJBEI	MAJB	1
30E	WC130	ATM RES CRYSTAL DET	98FXX	MAJBF	MAJB	1
30E	WC130	ATM RES D500 RCVR SY	98FAQ	MAJBFA	MAJB	1
30E	WC130	ATM RES CONT/DISPLAY	98FEO	MAJBFB	MAJB	1
30E	WC130	ATM RES TIGRASS SYS	98FEO	MAJBFC	MAJB	1
30E	WC130	ATM RES J SYSTEM	98FEO	MAJBFD	MAJB	1
30E		FORWARD LOOKING RADAR		MAQ	MAA	00000000
30E		CONTROL ALTIMETER	72KAA	MAQA	MAQ	3
30E		CONTROL NR2	72KAB	MAQB	MAQ	3
30E		FILTER ASSY	72KAC	MAQC	MAQ	1
30E		MOUNTING FORWARD	72KAD	MAQD	MAQ	0
30E		WIRING HARNESS	72KAE	MAQE	MAQ	1
30E		SPECIAL PURPOSE CABLE ASY	72KAF	MAQF	MAQ	1
30E		REAR IND BOLT ASSY	72KAG	MAQG	MAQ	1
30E		FORWARD INDICATOR	72KAH	MAQH	MAQ	3
30E		RADAR SET CONTROL	72KEC	MAQJ	MAQ	5
30E		PROGRAMMER POWER SUPPLY	72KCC	MAQK	MAQ	8
30E		COMPUTER COMMAND	72KCC	MAQL	MAQ	8
30E		TRANSMITTER	72KEO	MAQM	MAQ	8
30E		RECEIVER ANTENNA	72KFO	MAQN	MAQ	8
30E		FORWARD AZIMUTH INDICATOR	72KGO	MAQP	MAQ	1
30E		ELECTRICAL CONVERTER	72KHO	MAQQ	MAQ	1
30E		APQ-115 RADOME	1142T	MAQT	MAQ	1
30E		EQUIPMENT RACK	1142U	MAQU	MAQ	1
30E		RADOME SEAL	1142V	MAQV	MAQ	1
30E		RADOME NOSE	1142W	MAQW	MAQ	1
30E		STIFFENER	1142X	MAQX	MAQ	1

PG095.J1R1 DATE = 08/17/76

FLIGHT SAFETY PREDICTION TECHNIQUE

00000000111111112222222233333333444444445555555566666666777777778
1234567890123456789012345678901234567890123456789012345678901234567890

30E RECOVERY		MAR	MAA	000010000
30E AIR TO AIR RECOVERY		MARA	MAR	111111111
30E RECOVERY SYSTEM #80GK	12AA0	MARAA	MARA	1
30E LEVEL AND WIND	12AB0	MARAB	MARA	A
30E GEAR BOX SYSTEM	12AC0	MARAC	MARA	A
30E SHAFT AND DRUM	12AD0	MARAD	MARA	1
30E CAP SYSTEM	12AE0	MARAE	MARA	1
30E PLANETARY DRIVE SYS	12AF0	MARAF	MARA	1
30E DRUM SYSTEM	12AG0	MARAG	MARA	1
30E FRAME SYSTEM	12AH0	MARAH	MARA	1
30E BRAKE SYSTEM	12AJ0	MARAJ	MARA	1
30E CARRIER SYSTEM	12AK0	MARAK	MARA	1
30E DAVIT SYSTEM	12AL0	MARAL	MARA	1
30E CABLE CUTTER SYSTEM	12AM0	MARAM	MARA	A
30E MODEL 61 WINCH SYSTEM	12AN0	MARAN	MARA	1
30E RECOVERY POLE SYSTEM	12AP0	MARAP	MARA	1
30E POLE MOUNT AND SUPPORT SYS	12AQ0	MARAQ	MARA	1
30E HYDRAULIC SYS	12AR0	MARAR	MARA	1
30E PEDESTAL SYS	12AS0	MARAS	MARA	1
30E RECOVERY SYS	12AT0	MARAT	MARA	1
30E HOOK AND LOOP SYS	12AU0	MARAU	MARA	1
30E AIR DEFLECTOR SYS	12AV0	MARAV	MARA	1
30E RESCUE RECOVERY		MARR	MAK	AAAAAAAAA
30E SYSTEM COMPONENTS	12710	MARRA	MARR	2
30E YOKE GENERAL	12720	MARRB	MARR	1
30E YOKE HYDRAULIC	12730	MARRC	MARR	1
30E ELECTRICAL COMPONENT	12740	MARRD	MARR	1
30E SKY ANCHOR SYS	12750	MARRE	MARR	5
30E RECOVERY WINCH SYS	12760	MARRH	MARR	8
30E HYDRAULIC COMPONENTS	12770	MARRJ	MARR	5
30E RECOVERY WINCH ELECTRICAL	12780	MARRK	MARR	1
30E LANDING GEAR		NA	N	AAAAAAAAA
30E GEAR EXTEND		NA	N	000000000
30E MLG EXTEND		NAA	NA	AAAAAAAAA
30E MLG EXTEND		NAA	NAU	F11111111
30E MLG DOORS DOWN		NAB	NAA	000000000
30E MLG DOOR 4 EACH	11270	NABA	NAB	1
30E SUPPORT 4 EACH	11278	NABR	NAB	8
30E FITTING ASSY 4 EACH	11270	NABC	NAB	1
30E BUMPER 2 EACH	1127E	NABD	NAB	0
30E FRAME DOOR ASSY 4 EACH	11271	NABE	NAB	1
30E ROD ASSY 6 EACH	11273	NARF	NAB	1
30E TORQUE TUBE 2 EACH	11275	NARG	NAB	8
30E LOCK MECHANISM	11276	NARH	NAB	0
30E UNLOCK BRAKE RELEASED		NAC	NAA	S11111111
30E UNLOCK BRAKE RELEASED		NAC	NAD	FAAAAAAAAAA
30E UNLOCK BRAKE RELEASED		NAC	NAG	FAAAAAAAAAA
30E UNLOCK 2 EACH	1311F	NACA	NAC	8
30E FRICTION WASHER 2 EACH	1311P	NACB	NAC	1
30E RETRACT BRAKE-MANUAL GRBOX	1311S	NACC	NAC	8

PG 0005.J1R1 DATE = 08/17/76

FLIGHT SAFETY PREDICTION TECHNIQUE

000	00001111111111112222222222333333333344444444445555555555666666666677777777778
1234567890123456789012345678901234567890123456789012345678901234567890	
400 BRAKE ASSY-MLG RETRACTION 1312L	NACU NAC 8
400 SERIAL EXTEND	NAD NAD NAF 111111111
500 RETRACT BRAKE-MANUAL GRPOX13115	NADA NAD 8
500 RETRACT MECHANISM BRACKET 1311U	NADR NAD 0
500 REDUNDANCY ATTENUATION	NADX NAA 111111111
500 MLG DOWN ACTUATION	NAE NAD AAAAAAAAAA
500 BLEED VALVE 1312A	NABA NAL 9
500 BELTFF VALVE 1312B	NAEB NAE 2
500 S NJT 1312C	NAEC NAF 1
500 HOSE 1312E	NAED NAE 1
500 SWIVEL JOINT 1312G	NAEE NAE 1
500 SHUT OFF VALVE 1312J	NAEF NAE 9
500 ACTUATING MOTOR 1312I	NAEG NAE A
500 RESTRICTOR 13122	NAEH NAF 0
500 FLOW REGULATOR 13124	NAEJ NAE 0
500 SHUTTLE VALVE 13125	NAEK NAE 1
500 CONTROL VALVE 13126	NAEL NAF 8
500 EMERGENCY EXTEND	NAF NAA K NAD AAAAAAAAAA
500 MANUAL RELEASE CABLE 1311G	NAFA NAF A
500 STIR SHAFT 13614	NAFB NAF A
500 TORQUE TUBE 13615	NAFC NAF A
500 MITER BOX 13616	NAFD NAF 0
500 BRACKET 13617	NAFE NAF 0
500 PRIMARY EMERG EXTEND	NAG NAF 111111111
500 RETRACT BRAKE-MANUAL GRPOX13115	NAGA NAG 8
500 DUMP VALVE 13127	NAGR NAG 8
500 PULLEY 1361A	NAGE NAG 8
500 MAIN GEAR MAN.EXT.DRIVE 1361D	NAGD NAG A
500 MAN.GEARBOX RELEASE HANDLE13612	NAGE NAG A
500 MANUAL RELEASE CABLE 13613	NAGF NAG A
500 LG GEAR SEL.VALVE 13626	NAGG NAG A
500 BRAKE BLOCK 13618	NAGH NAG 8
500 BACKUP EMERG EXTEND	NAI NAF 111111111
500 LG GEAR OBSERV.WINDOW 1112K	NAHA NAH J
500 WHEEL WELL ASSY 1143C	NAHR NAH 0
500 EMERG EXT WRENCH 0913A	NAHC NAH A
500 DOWNLOCK ENGAGED	NAJ NAA AAAAAAAAAA
500 DOWNLOCK 1311G	NAJA NAJ A
500 LOWER BUMPER STOP 1311K	NAJR NAJ 0
500 TORQUE STRUT 1311E	NAJC NAJ A
500 MLG DOWN ACTIVATION	NAK NAA AAAAAAAAAA
500 UPPER SHOE ASSY 1311A	NAKA NAK I
500 LOWER SHOE ASSY 1311B	NAKB NAK 1
500 TRACK ASSY RIGHT 1311C	NAKC NAK 8
500 TRACK ASSY LEFT 1311D	NAKD NAK 8
500 AIR FILLER VALVE 1311H	NAKE NAK 1
500 DRAG PIN 1311L	NAKH NAK 8
500 GEAR BOX 1311M	NAKJ NAK 8
500 BALL 1311N	NAKK NAK 9
500 BELLOCRANK ASSY SNUBBER 1311R	NAKL NAK 8

000000001111111112222222223333333334444444445555555556666666667777777778
 12345678901234567890123456789012345678901234567890123456789012345678901234567890

30F TRUNNION	1311S	NAKM	NAK	A
30F CLUTCH	1311T	NAKN	NAK	1
30F BALL SCREW ASSY	1311V	NAKP	NAK	8
30F TORQUE BOLT	1311W	NAKQ	NAK	8
30F JACK SCREW	1311X	NAKR	NAK	A
30F SCREW BRAKE	1311Y	NAKS	NAK	1
30F BRAK PIN BUSHING	1311Z	NAKT	NAK	1
30F STRUT	13111	NAKU	NAK	8
30F PISTON	13112	NAKV	NAK	8
30F HORIZONTAL TORQUE TUBE	13113	NAKW	NAK	A
30F VERT TORQUE TUBE	13114	NAKX	NAK	A
30F UPPER SWIVEL BRACKET	13116	NAKY	NAK	8
30F SHELF BRACKET	13117	NAKZ	NAK	0
30F CHINE ANGLE	13118	NAKZA	NAK	8
30F GEAR EXTEND CONTROL		NAL	NAL X	111111111
30F SELECTOR VALVE	13128	NALA	NAL	A
30F CONTROL UNIT UP-DOWN	13311	NALB	NAL	A
30F REDUNDANCY ATTENUATION		NALX	NA	111111111
30F NLG EXTEND		NAM	NA	AAAAAAAAA
30F NLG EXTEND		NAM	NAV	F11111111
30F NLG DOORS DOWN		NAN	NAM	000000000
30F SUPPORT	11288	NANA	NAN	8
30F BUMPER	1128E	NANB	NAN	0
30F ROD ASSY BEARING	1128F	NANC	NAN	1
30F FRAME DOOR ASSY	11281	NAND	NAN	1
30F ROD ASSY	11283	NANE	NAN	8
30F TORQUE TUBE	11285	NANF	NAN	A
30F LOCK MECHANISM	11286	NANG	NAN	0
30F UNLOCK RELEASED		NAP	NAM	AAAAAAAAA
30F UNLOCK	1321F	NAPA	NAP	A
30F UNLOCK CYLINDER	13222	NAPB	NAP	8
30F NORMAL EXTEND		NAQ	NAM	111111111
30F SHUT&OFF VALVE	13228	NAQA	NAQ	8
30F CYLINDER ACTUATOR	13221	NAQB	NAQ	A
30F PRESSURE REDUCER VALVE	13224	NAQC	NAQ	8
30F RELIEF VALVE	13225	NAQD	NAQ	2
30F RESTRICTOR	13226	NAQE	NAQ	0
30F CHECK VALVE	13227	NAQF	NAQ	1
30F SHUTTLE VALVE	13228	NAQG	NAQ	1
30F EMERGENCY EXTEND		NAR	NAM	K NAQ AAAAAAAAA
30F PULLEY	1361A	NARA	NAR	8
30F NG EMERG RELEASE HANDLE	13611	NARB	NAR	A
30F NG EXTEND VLVE-HANDLE	13621	NARC	NAR	A
30F DUMP VALVE	13623	NARD	NAR	A
30F NOSE EXTENSION VALVE	13625	NARE	NAR	A
30F LG GEAR SELECT VALVE	13626	NAKF	NAR	A
30F DOWNLOCK ENGAGE		NAS	NAM	AAAAAAAAA
30F DOWNLOCK	1321G	NASA	NAS	A
30F DOWNLOCK CYLINDER	13223	NASB	NAS	A
30F NLG DOWN ACTIVATION		NAT	NAM	AAAAAAAAA

PG0095.JIR1 DATE = 08/17/76

FLIGHT SAFETY PREDICTION TECHNIQUE

000000001111111122222222333333334444444455555566666666777777778
 1234567890123456789012345678901234567890123456789012345678901234567890

301 BEARING ANTI-FRICTION	13210	NATA	NAT	8
301 BUSHING	1321F	NATB	NAT	1
301 NG CRANK	1321H	NATC	NAT	8
301 BRACE ASSY DRAG	1321N	NATD	NAT	8
301 TRUNNION	1321R	NATE	NAT	8
301 BULCRIM	13215	NATF	NAT	8
301 LEG DOWN INDICATION		NAU	NAF	111111111
301 INDICATOR POSITION RIGHT	1331A	NAUA	NAU	A
301 SWITCH/DOWN LIMIT 2 EACH	13316	NAUB	NAU	A
301 INDICATOR POSITION LEFT	13318	NAUC	NAU	A
301 LEG DOWN IND		NAV	NAF	111111111
301 SWITCH/DOWN LIMIT	13322	NAVA	NAV	A
301 SWITCH/DOWN LOCK LIM	13323	NAVB	NAV	A
301 INDICATION POSITION	13324	NAVC	NAV	A
301 ROLLING SUPPORT		NB	N	1A00000A1
301 WHEELS	13710	NBA	NB	0
301 AXLE	1371A	NBB	NB	A
301 HUB	1371B	NBC	NB	0
301 RETAINING NUT	13713	NBD	NB	A
301 RETAINING CAP	13714	NBE	NB	0
301 TIRES	13720	NBF	NB	0
301 INNER TUBE	13723	NBG	NB	1
301 LEG SUPPORT		NBM	NB	AAAAAAAAA
301 MAIN WHEELS	13711	NBMA	NBN	1
301 BEARING MAIN	13715	NBMB	NBN	8
301 MAIN TIRES	13721	NBMC	NBN	1
301 LEG SUPPORT		NBN	NB	AAAAAAAAA
301 DISCONNECT HANDLE	1321P	NBNA	NBN	0
301 TOW FITTING	1321C	NBNB	NBN	0
301 DRAG FITTING STRAP	1321F	NBNC	NBN	5
301 DRAG LINK BEARING INSERT	1321P	NBND	NBN	1
301 TOW FITTING ATTACH BOLT	13215	NBNE	NBN	0
301 AXLE	1321T	NBNF	NBN	A
301 STRUT	13211	NBNG	NBN	1
301 PISTON	13212	NBNH	NBN	0
301 LINK DRAG	13213	NBNJ	NBN	8
301 DISCONNECT PIN	13214	NBNK	NBN	0
301 FILLER VALVE	13216	NBNL	NBN	0
301 SIDE STRUT	13217	NBNM	NBN	8
301 BEARING NOSE	1371C	NBNV	NBN	8
301 NOSE WHEEL	13712	NBNP	NBN	2
301 NOSE TIRE	13722	NBNQ	NBN	2
301 GEAR RETRACT ATTENUATION		NC	N	111111111
301 GEAR RETRACT		NCA	NC	010000000
301 LEG RETRACT		NCB	NCA	AAAAAAAAA
301 LEG DOORS UP AND LOCKED		NCC	NCB	111111111
301 LEG DOOR	11270	NCCA	NCC	1
301 SUPPLETS	1127B	NCCB	NCC	8
301 FITTING ASSY	1127C	NCCC	NCC	1
301 BUMPER	1127E	NCCD	NCC	0

PG005.JIR1 DATE = 08/17/76

FLIGHT SAFETY PREDICTION TECHNIQUE

000011111111111122222222223333333333444444444455555555556666666677777777778							
1234567890123456789012345678901234567890123456789012345678901234567890							
301	FRAME DOOR ASSY	11271	NCCF	NCC		1	
301	ROD ASSY	11273	NCCF	NCC		1	
301	TORQUE TUBE	11275	NCCG	NCC		8	
301	LOCK MECHANISM	11276	NCCH	NCC		A	
301	UNLOCK BRAKE ENGAGED		NCD	NCR			AAAAAAAAA
301	UNLOCK	1311F	NCDA	NCD		8	
301	FRICITION WASHER	1311P	NCDB	NCD		8	
301	RETRACT BRAKE-MANUAL GRBOX	1311S	NCDC	NCD		8	
301	BRAKE ASSY-MLG RETRACTION	1311L	NCDD	NCD		8	
301	UPPER BUMPER STOP	1311J	NCDE	NCD		0	
301	NORMAL RETRACT		NCF	NCR	NCG		111111111
301	RETRACT BRAKE-MANUAL GRBOX	1311S	NCEA	NCE		8	
301	RETRACT MECHANISM BRACKET	1311U	NCEB	NCE		0	
301	MLG UP ACTUATION		NCF	NCE			AAAAAAAAA
301	RELIEF VALVE	1312A	NCFA	NCF		3	
301	RELIEF VALVE	1312B	NCFB	NCF		2	
301	B NUT	1312C	NCFC	NCF		1	
301	HOSE	1312E	NCFD	NCF		1	
301	SHIVER JOINT	1312G	NCFE	NCF		1	
301	SHUTOFF VALVE	1312J	NCFE	NCF		8	
301	ACTUATING MOTOR	1312I	NCFG	NCF		A	
301	RESTRICTOR	13122	NCFH	NCF		0	
301	FLOW REGULATOR	13124	NCFJ	NCF		2	
301	SHUTTLE VALVE	13125	NCFK	NCF		1	
301	CONTROL VALVE	13126	N CFL	NCF		8	
301	EMERGENCY RETRACT		NCG	NCR	K NCE		AAAAAAAAA
301	RETRACT BRAKE-MANUAL GRBOX	1311S	NCGA	NCG		8	
301	MANUAL RELEASE CABLE	13110	N CGB	NCG		A	
301	DUMP VALVE	13127	N CGC	NCG		8	
301	PULLEY	1361A	N CGD	NCG		8	
301	MAIN GEAR MAN EXT DRIVE	13610	N CGE	NCG		8	
301	MAN GEARBOX RELEASE HANDLE	13612	N CGF	NCG		A	
301	MANUAL RELEASE CABLE	13613	N CGG	NCG		A	
301	STOP SHAFT	13614	N CGH	NCG		A	
301	TORQUE TUBE	13615	N CGJ	NCG		A	
301	FILTER BOX	13616	N CGK	NCG		C	
301	BRACKET	13617	N CGL	NCG		0	
301	BRAKE BLOCK	13618	N CGM	NCG		8	
301	UNLOCK RELEASED		NCH	NCR			AAAAAAAAA
301	TORQUE STRUT	1311E	NCHA	NCH		A	
301	DOWN LOCK	1311G	NCHB	NCH		A	
301	LOWER BUMPER STOP	1311K	NCHC	NCH		0	
301	MLG UP ACTIVATION		N CJ	NCR			AAAAAAAAA
301	UPPER SHOE ASSY	1311A	NCJA	N CJ		1	
301	LOWER SHOE ASSY	1311R	NCJB	N CJ		1	
301	TRACK ASSY RIGHT	1311C	NCJC	N CJ		8	
301	TRACK ASSY LEFT	1311D	NCJD	N CJ		8	
301	AIR FILLER VALVE	1311H	NCJE	N CJ		0	
301	DRAG PIN	1311L	NCJF	N CJ		8	
301	GEARBOX	1311M	NCJG	N CJ		8	

PG6095.J1R1 DATE = 08/17/76

FLIGHT SAFETY PREDICTION TECHNIQUE

000000001111111111222222222233333333334444444444555555555566666666667777777778
12345678901234567890123456789012345678901234567890123456789012345678901234567890

30E BALL	1311N	NCJH	NCJ	8
30E BELLCRANK ASSY SNUBBER	1311F	NCJJ	NCJ	8
30E TRUNNION	1311S	NCJK	NCJ	A
30E CLUTCH	1311T	NCJL	NCJ	1
30E BALL SCREW ASSY	1311V	NCJM	NCJ	8
30E TORQUE BOLT	1311W	NCJN	NCJ	8
30E JACK SCREW	1311X	NCJP	NCJ	A
30E SCREW BRAKE	1311Y	NCJQ	NCJ	1
30E DRAG PIN BUSHING	1311Z	NCJR	NCJ	1
30E STRUT	13111	NCJS	NCJ	8
30E PISTON	13112	NCJT	NCJ	8
30E HORIZONTAL TORQUE TUBE	13113	NCJU	NCJ	A
30E VERTICAL TORQUE TUBE	13114	NCJV	NCJ	A
30E UPPER SWIVEL BRACKET	13116	NCJW	NCJ	8
30E SHELF BRACKET	13117	NCJX	NCJ	0
30E CHINE ANGLE	13118	NCJY	NCJ	8
30E GEAR RETRACT CONTROL		NCK	NCA	AAAAAAAAA
30E SELECTOR VALVE	13128	NCKA	NCK	A
30E CONTROL UNIT UP-DOWN	13311	NCKB	NCK	A
30E NLG RETRACT		NCL	NCA	AAAAAAAAA
30E UNLOCK ENGAGED		NCM	NCL	AAAAAAAAA
30E UNLOCK	1321F	NCPA	NCM	A
30E UNLOCK CYLINDER	13222	NCPB	NCM	8
30E NLG LOCKS UP AND LOCKED		NCN	NCL	111111111
30E SUPPORT	1128B	NCNA	NCN	8
30E BUMPER	1128F	NCNB	NCN	0
30E ROD ASSY BEARING	1128F	NCNC	NCN	1
30E FRAME DOOR ASSY	11281	NCND	NCN	1
30E ROD ASSY	11283	NCNE	NCN	8
30E TORQUE TUBE	11285	NCNF	NCN	8
30E LOCK MECHANISM	11286	NCNG	NCN	A
30E NLG UP ACTUATE		NCP	NCL	AAAAAAAAA
30E SHUT-OFF VALVE	13228	NCPA	NCP	8
30E CYLINDER ACTUATOR	13221	NCPB	NCP	A
30E PRESSURE REDUCER VALVE	13224	NCPD	NCP	8
30E RELIEF VALVE	13225	NCPD	NCP	2
30E RESTRICTOR	13226	NCPD	NCP	0
30E CHECK VALVE	13227	NCPD	NCP	1
30E SHUTTLE VALVE	13228	NCPD	NCP	2
30E NLG UP ACTIVATE		NCQ	NCL	AAAAAAAAA
30E BEARING ANTI FRICTION	13210	NCQA	NCQ	8
30E PUSHING	1321E	NCQB	NCQ	1
30E NG CRANK	1321H	NCQC	NCQ	8
30E TRUNNION	1321R	NCQD	NCQ	8
30E FULCRUM	13215	NCQE	NCQ	8
30E BRACE ASSY DRAG	1321N	NCQF	NCQ	8
30E DOWNLOCK RELEASE		NCR	NCL	AAAAAAAAA
30E DOWNLOCK	1321G	NCRA	NCR	A
30E DOWNLOCK CYLINDER	13223	NCRB	NCR	8
30E HYDRAULIC ATTENUATION NO1		NHX	N	8010000010

PGG095.J1R1 DATE = 08/17/76

FLIGHT SAFETY PREDICTION TECHNIQUE

00000000111111112222222222333333333344444444445555555555666666666677777777778					
12345678901234567890123456789012345678901234567890123456789012345678901234567890					
30E HYDRAULIC ATTENUATION NU2		NHY		NHX	S111111111
30E L-H AC BUS		UAA		BCA	111111111
30E BUS TIE NO 1		UAAA		UAA	K UAM AAAAAAAAAA
30E RELAY BUS TIE	4221R	UAAAA		UAAA	A
30E CONTACTOR LINE	42215	UAAAB		UAAA	A
30E WIRING	42812	UAAV		UAA	1
30E CIRCUIT BKRS	42811	UAAW		UAA	1
30E WIRING	42323	UAAZ		UAA	1
30E MAIN DISTRIBUTION BOX	42322	UAAZ		UAA	1
30E JUNCTION BOX	42321	UAAZ		UAA	1
30E ESSENTIAL 115 VAC		UAB		BBG	FAAAAAAAAA
30E ESSENTIAL 115 VAC		UAB		BRH	AAAAAAAAAA
30E ESSENTIAL AC BUS		UAB		BCA	F111111111
30E ESSENTIAL AC BUS		UAB		CABA	S111111111
30E ESSENTIAL AC BUS		UAB		CABF	FAAAAAAAAA
30E ESSENTIAL AC BUS		UAB		CARL	FAAAAAAAAA
30E ESSENTIAL AC BUS		UAB		CB	AAAAAAAAAA
30E ESSENTIAL AC BUS		UAB		CCA	S33333333
30E ESSENTIAL AC BUS		UAB		CCDA	FAAAAAAAAA
30E ESSENTIAL AC BUS		UAB		CCDD	FAAAAAAAAA
30E ESSENTIAL AC BUS		UAB		CCDE	FAAAAAAAAA
30E ESSENTIAL AC BUS		UAB		CCDJ	FAAAAAAAAA
30E ESSENTIAL AC BUS		UAB		CCDL	FAAAAAAAAA
30E ESSENTIAL AC BUS		UAB		CCDN	FAAAAAAAAA
30E ESS AC BUS		UAB		CCDO	FAAAAAAAAA
30E ESSENTIAL AC BUS		UAB		CCE	FAAAAAAAAA
30E ESSENTIAL AC BUS		UAB		CCFD	FAAAAAAAAA
30E ESSENTIAL AC BUS		UAB		DABJ	AAAAAAAAAA
30E ESSENTIAL AC BUS		UAB		DABP	FAAAAAAAAA
30E ESSENTIAL AC BUS		UAB		FBE	AAAAAAAAAA
30E ESSENTIAL AC BUS		UAB		FBV	FAAAAAAAAA
30E ESSENTIAL AC BUS		UAB		FCK	AAAAAAAAAA
30E ESSENTIAL AC BUS		UAB		FCO	FAAAAAAAAA
30E ESSENTIAL AC		UAB		FDM	FAAAAAAAAA
30E ESSENTIAL AC		UAB		FDT	AAAAAAAAAA
30E ESSENTIAL AC BUS		UAB		UAR	UDW F111111111
30E ESSENTIAL AC BUS		UAB		UAS	UDQ F111111111
30E ESSENTIAL AC BUS		UAB		UDM	FAAAAAAAAA
30E ESSENTIAL AC BUS		UAB		UDN	FAAAAAAAAA
30E ESSENTIAL AC BUS		UAB		UHAC	AAAAAAAAAA
30E ESSENTIAL AC BUS		UAB		UHBC	AAAAAAAAAA
30E ESSENTIAL AC BUS		UAB		UHCF	AAAAAAAAAA
30E BUS TIE NO 2		UABA		UABD	K UAN AAAAAAAAAA
30E RELAY BUS TIE	4221R	UABAA		UABA	A
30E CONTACTOR LINE	42215	UABAB		UABA	A
30E BUS TIE NO 2A		UABB		UABA	K UAM AAAAAAAAAA
30E RELAY BUS TIE	4221R	UABBA		UABB	A
30E CONTACTOR LINE	42215	UABBB		UABB	A
30E BUS TIE NO 2R		UABC		UABB	K UAP AAAAAAAAAA
30E RELAY BUS TIE	4221R	UABCA		UABC	A

PGG095.J1R1 DATE = 08/17/76

FLIGHT SAFETY PREDICTION TECHNIQUE

0000000011111111222222223333333344444444555555556666666677777777778
 12345678901234567890123456789012345678901234567890123456789012345678901234567890

30E COMMUTATOR	4221J	UAMF	UAM	A
30E MOUNTING FLANGE	4221K	UAMG	UAM	1
30E GENERATOR LEADS	4221L	UAMH	UAM	A
30E GENERATOR DISCONNECT	4221M	UAMJ	UAM	B
30E BRUSHES GEN AC	42218	UAMK	UAM	A
30E LOADMETER *AMMETER< GEN	42621	UAML	UAM	0
30E TRANSFORMER-GEN LOADMETER	42622	UAMP	UAM	0
30E SWITCH-PHASE SELECTOR	42623	UAMO	UAM	0
30E METER FREQUENCY	42624	UAMR	UAM	0
30E METER FREQUENCY	42624	UAMR	UAM	0
30E METER FREQUENCY	42624	UAMR	UAM	0
30E METER FREQUENCY	42624	UAMR	UAM	0
30E METER FREQUENCY	42624	UAMR	UAM	0
30E METER FREQUENCY	42624	UAMR	UAM	0
30E METER FREQUENCY	42624	UAMR	UAM	0
30E VOLTMETER	42625	UAMS	UAM	0
30E VOLTMETER	42625	UAMS	UAM	0
30E VOLTMETER	42625	UAMS	UAM	0
30E VOLTMETER	42625	UAMS	UAM	0
30E VOLTMETER	42625	UAMS	UAM	0
30E VOLTMETER	42625	UAMS	UAM	0
30E VOLTMETER	42625	UAMS	UAM	0
30E VOLTMETER	42625	UAMS	UAM	0
30E GENERATOR CONTROL		UAMX	UAM	AAAAAAAA
30E CONTROL PANEL	42212	UAMXA	UAM	A
30E RELAY FREQ SENSITIVE	42214	UAMXB	UAM	A
30E SWITCH CONTROL	42217	UAMXC	UAM	A
30E VOLTAGE REGULATION		UAMY	UAM	AAAAAAAA
30E LIMITER CURRENT	4221A	UAMYA	UAM	A
30E TRANSFORMER DIFF CURRENT	42211	UAMYB	UAM	A
30E REGULATOR VOLTAGE	42213	UAMYC	UAM	A
30E RECTIFIER CONTROL	42216	UAMYD	UAM	A
30E GENERATOR COOLING		UAMZ	UAM	AAAAAAAA
30E BLAST TUBE-COOLING SHROUD	4221H	UAMZA	UAM	A
30E GENERATOR NO.2		UAN	UAN	5 UAX SAAAAAAAAA
30E GENERATOR NO.2		UAN	UAN	4 UAX F11111111
30E GENERATOR NO.2		UAN	UAN	4 UAX SAAAAAAAAA
30E GENERATOR NO.2		UAN	UAN	4 UAX SAAAAAAAAA
30E GENERATOR NO.2		UAN	UAN	5 UAX F11111111
30E GENERATOR NO.2		UAN	UAN	5 UAX SAAAAAAAAA
30E GENERATOR ASSY	4221C	UANA	UAN	A
30E HOUSING	4221D	UANAP	UAN	0
30E TERMINAL BLOCK	4221E	UANAC	UAN	0
30E TERMINAL COVER	4221F	UANAD	UAN	0
30E GENERATOR STUB SHAFT	4221G	UANE	UAN	A
30E COMMUTATOR	4221J	UANEF	UAN	A
30E MOUNTING FLANGE	4221K	UANEG	UAN	1
30E GENERATOR LEADS	4221L	UANEH	UAN	A
30E GENERATOR DISCONNECT	4221M	UAN EJ	UAN	B
30E BRUSHES GEN AC	42218	UAN K	UAN	A
30E LOADMETER *AMMETER< GEN	42621	UANL	UAN	0

PGG095.J191 DATE = 09/17/76

FLIGHT SAFETY PREDICTION TECHNIQUE

00000000111111112222222233333333444444445555555566666666777777778
1234567890123456789012345678901234567890123456789012345678901234567890

30E TRANSFORMER-GEN LOADMETER	42622	UANP	UAN	0
30E SWITCH-PHASE SELECTOR	42623	UANQ	UAN	0
30E GENERATOR CONTROL		UANX	UAN	AAAAAAAAA
30E CONTROL PANEL	42212	UANXA	UANX	A
30E RELAY FREQ SENSITIVE	42214	UANXB	UANX	A
30E SWITCH CONTROL	42217	UANXC	UANX	A
30E VOLTAGE REGULATION		UANY	UAN	AAAAAAAAA
30E LIMITER CURRENT	4221A	UANYA	UANY	A
30E TRANSFORMER DIFF CURRENT	42211	UANYB	UANY	A
30E REGULATOR VOLTAGE	42213	UANYC	UANY	A
30E RECTIFIER CONTROL	42216	UANYD	UANY	A
30E GENERATOR COOLING		UANZ	UAN	AAAAAAAAA
30E BLAST TUBE-COOLING SHROUD	4221H	UANZA	UANZ	A
30E GENERATOR NO 3		UAP	UAA	5 UAX SAAAAAAAAA
30E GENERATOR NO 3		UAP	UABR	UABC F11111111
30E GENERATOR NO 3		UAP	UABD	4 UAX SAAAAAAAAA
30E GENERATOR NO 3		UAP	UAC	4 UAX AAAAAAAAAA
30E GENERATOR NO 3		UAP	UAD	5 UAX SAAAAAAAAA
30E GENERATOR NO 3		UAP	UADA	UAM F11111111
30E GENERATOR ASSY	4221C	UAPA	UAP	A
30E HOUSING	4221D	UAPB	UAP	0
30E TERMINAL BLOCK	4221E	UAPC	UAP	0
30E TERMINAL COVER	4221F	UAPD	UAP	0
30E GENERATOR STUB SHAFT	4221G	UAPE	UAP	A
30E COMMUTATOR	4221J	UAPF	UAP	A
30E MOUNTING FLANGE	4221K	UAPG	UAP	I
30E GENERATOR LEADS	4221L	UAPH	UAP	A
30E GENERATOR DISCONNECT	4221M	UAPJ	UAP	B
30E BRUSHES GEN AC	4221R	UAPK	UAP	A
30E LOADMETER 3AMMETER< GEN	42621	UAPL	UAP	0
30E TRANSFORMER-GEN LOADMETER	42622	UAPP	UAP	0
30E SWITCH-PHASE SELECTOR	42623	UAPQ	UAP	0
30E GENERATOR CONTROL		UAPX	UAP	AAAAAAAAA
30E CONTROL PANEL	42212	UAPXA	UAPX	A
30E RELAY FREQ SENSITIVE	42214	UAPXB	UAPX	A
30E SWITCH CONTROL	42217	UAPXC	UAPX	A
30E VOLTAGE REGULATION		UAPY	UAP	AAAAAAAAA
30E LIMITER CURRENT	4221A	UAPYA	UAPY	A
30E TRANSFORMER DIFF CURRENT	42211	UAPYB	UAPY	A
30E REGULATOR VOLTAGE	42213	UAPYC	UAPY	A
30E RECTIFIER CONTROL	42216	UAPYD	UAPY	A
30E GENERATOR COOLING		UAPZ	UAP	AAAAAAAAA
30E BLAST TUBE COOLING SHROUD	4221H	UAPZA	UAPZ	A
30E GENERATOR NO 4		UAQ	UAA	5 UAX SAAAAAAAAA
30E GENERATOR NO 4		UAQ	UAAA	K UAN FAAAAAAAAA
30E GENERATOR NO 4		UAQ	UABC	UAZ F11111111
30E GENERATOR NO 4		UAQ	UABD	4 UAX SAAAAAAAAA
30E GENERATOR NO 4		UAQ	UAC	4 UAX SAAAAAAAAA
30E GENERATOR NO 4		UAQ	UACA	UACH F11111111
30E GENERATOR NO 4		UAQ	UAD	5 UAX AAAAAAAAAA

PG095.J1R1 DATE = 08/17/76

FLIGHT SAFETY PREDICTION TECHNIQUE

0000000011111111222222223333333333444444445555555566666666777777778888888899999999
12345678901234567890123456789012345678901234567890123456789012345678901234567890

30E GEN NO. 4 -GEN PATH TRACER		UAQ	UAX	SAAAAAAAAA
30E GENERATOR ASSY	4221C	UAQA	UAQ	A
30E HOUSING	4221D	UAQB	UAQ	0
30E TERMINAL BLOCK	4221F	UAQC	UAQ	0
30E TERMINAL COVER	4221F	UAQD	UAQ	0
30E GENERATOR STUB SHAFT	4221G	UAQE	UAQ	A
30E COMMUTATOR	4221J	UAQF	UAQ	A
30E MOUNTING FLANGE	4221K	UAQG	UAQ	1
30E GENERATOR LEADS	4221L	UAQH	UAQ	A
30E GENERATOR DISCONNECT	4221M	UAQJ	UAQ	B
30E BRUSHES GEN AC	42218	UAQK	UAQ	A
30E LOADMETER AMMETER< GEN	42621	UAQL	UAQ	0
30E TRANSFORMER-GEN LOADMETER	42622	UAQP	UAQ	0
30E SWITCH-PHASE SELECTOR	42623	UAQQ	UAQ	0
30E GENERATOR CONTROL		UAQX	UAQ	AAAAAAAAAA
30E CONTROL PANEL	42212	UAQXA	UAQX	A
30E RELAY FREQ SENSITIVE	42214	UAQXB	UAJX	A
30E SWITCH CONTROL	42217	UAQXC	UAJX	A
30E VOLTAGE REGULATION		UAQY	UAJ	AAAAAAAAAA
30E LIMITER CURRENT	4221A	UAQYA	UAJY	A
30E TRANSFORMER DIFF CURRENT	42211	UAQYB	UAJY	A
30E REGULATOR VOLTAGE	42213	UAQYC	UAJY	A
30E RECTIFIER CONTROL	42216	UAQYD	UAJY	A
30E GENERATOR COOLING		UAQZ	UAJ	AAAAAAAAAA
30E BLAST TUBE-COOLING SHROUD	4221H	UAQZA	UAJZ	A
30E COPILOT INV BUS		UAR	CCDG	AAAAAAAAAA
30E JUNCTION BOX	42321	UARA	UAR	1
30E MAIN DISTRIBUTION BOX	42322	UARB	UAR	1
30E WIRING	42323	UARC	UAR	1
30E FAILURE LIGHT RELAY	42324	UARD	UAR	1
30E WIRING	42811	UARE	UAR	1
30E CIRCUIT BKRS	42812	UARF	UAR	1
30E AC INST/FUEL CNTRL BUS		UAS	EAP	FAAAAAAAAAA
30E AC INST/FUEL CNTRL BUS		UAS	PAT	33333333
30E ENG INST/FUEL CNTR AC BUS		UAS	RCJ	FAAAAAAAAAA
30E AC INST/FUEL CNTRL BUS		UAS	RED	FAAAAAAAAAA
30E AC INST/FUEL CNTRL BUS		UAS	BEH	FAAAAAAAAAA
30E 115V AC		UAS	EDL	00000000
30E AC INST : FUEL CONTROL BUS		UAS	UAT	AAAAAAAAAA
30E AC INST : FUEL CONTROL BUS		UAS	UAV	AAAAAAAAAA
30E JUNCTION BOX	42321	UASA	UAS	1
30E MAIN DISTRIBUTION BOX	42322	UASB	UAS	1
30E WIRING	42323	UASC	UAS	1
30E CIRCUIT BKRS	42811	UASD	UAS	1
30E WIRING	42812	UASE	UAS	1
30E 26 VOLT AC		UAT	GAGH	AAAAAAAAAA
30E 26 VOLT AC		UAT	GAGM	FAAAAAAAAAA
30E 26V AC		UAT	GAJA	FAAAAAAAAAA
30E 26VAC BUS NO 1		UAT	UHD	AAAAAAAAAA
30E AC POWER		UAU	ECE	AAAAAAAAAA

PG0095.JIR1 DATE = 08/17/76

FLIGHT SAFETY PREDICTION TECHNIQUE

00000000111111112222222222333333333344444444445555555555666666666677777777778
12345678901234567890123456789012345678901234567890123456789012345678901234567890

30E EXTERNAL AC POWER		UAU	UAA	000000000
30E EXTERNAL AC POWER		UAU	UAB	000000000
30E EXTERNAL AC POWER		UAU	UAC	000000000
30E EXTERNAL AC POWER		UAU	UAD	000000000
30E SWITCH CONTROL	4223A	UAUA	UAU	A
30E RECEPTACLE	42231	UAUB	UAU	1
30E RELAY INTERLOCK	42232	UAUC	UAU	A
30E RECTIFIER CONTROL	42233	UAUD	UAU	A
30E RELAY-PHASE SEQUENCE	42234	UAUE	UAU	A
30E TRANSFORMER CONTROL	42235	UAUF	UAU	A
30E RELAY-BUS TIE	42236	UAUG	UAU	A
30E RELAY-CONTROL	42237	UAUH	UAU	A
30E CIRCUIT BUR	42238	UAUJ	UAU	1
30E 260V AC BUS NO 2		UAV	FSJ	111111111
30E 260V AC BUS NO 2		UAV	FBL	FAAAAAAAAA
30E 26V AC BUS NO 2		UAV	UHE	AAAAAAAAAAAA
30E INFO ONLY- NO. GEN FAILED		UAX	UAX	FAAAAAAAAAAA
30E AIR TURBINE MOTOR-GEN		UAZ	UAB	7 UAX K UAO FAAAAAAAAAAA
30E AIR TURBINE MOTOR-GEN		UAZ	UABC	FAAAAAAAAAAA
30E SWITCH CONTROL	4222A	UAZA	UAZ	A
30E GENERATOR ASSY	4222B	UAZB	UAZ	2
30E ATM GEN LEADS	4222C	UAZC	UAZ	A
30E TRANSFORMER DIFF LEADS	42221	UAZD	UAZ	1
30E RECTIFIER CONTROL	42222	UAZE	UAZ	A
30E RELAY FREQ SENSITIVE	42223	UAZF	UAZ	A
30E CONTROL PANEL	42224	UAZG	UAZ	2
30E REGULATOR VOLTAGE	42225	UAZH	UAZ	A
30E RELAY BUS TIE	42226	UAZJ	UAZ	A
30E LIMITER CURRENT	42228	UAZK	UAZ	A
30E LOADMETER AMPMETER GEN	42621	UAZL	UAZ	0
30E TRANSFORMER-GEN LOADMETER	42622	UAZM	UAZ	0
30E SWITCH-PHASE SELECTOR	42623	UAZN	UAZ	0
30E ESSENTIAL DC		UDA	BBG	FAAAAAAAAAAA
30E ESSENTIAL DC		UDA	BRH	555555555
30E ESSENTIAL DC		UDA	BF A	FAAAAAAAAAAA
30E ESSENTIAL DC		UDA	BRN	FAAAAAAAAAAA
30E ESSENTIAL DC BUS		UDA	BCA	FAAAAAAAAAAA
30E ESSENTIAL DC		UDA	BUD	FAAAAAAAAAAA
30E ESSENTIAL DC		UDA	REC	FAAAAAAAAAAA
30E ESSENTIAL DC		UDA	BEF	FAAAAAAAAAAA
30E ESSENTIAL DC		UDA	BEH	FAAAAAAAAAAA
30E ESSENTIAL DC		UDA	BEJ	FAAAAAAAAAAA
30E ESSENTIAL DC		UDA	BEK	FAAAAAAAAAAA
30E ESSENTIAL DC		UDA	BKA	FAAAAAAAAAAA
30E ESSENTIAL DC		UDA	BKR	FAAAAAAAAAAA
30E ESSENTIAL DC BUS		UDA	CAB A	S22222222
30E ESSENTIAL DC BUS		UDA	CAB B	FAAAAAAAAAAA
30E ESSENTIAL DC BUS		UDA	CAB F	FAAAAAAAAAAA
30E ESSENTIAL DC BUS		UDA	CAB L	FAAAAAAAAAAA
30E ESSENTIAL DC BUS		UDA	CR	AAAAAAAAAAAA

PGG095.J1R1 DATE = 08/17/76

FLIGHT SAFETY PREDICTION TECHNIQUE

00000000111111112222222222333333333344444444445555555555666666666677777777778
1234567890123456789012345678901234567890123456789012345678901234567890

30E ESSENTIAL DC BUS	UDA	CCA	S333333333
30E ESSENTIAL DC BUS	UDA	CCDA	FAAAAAAAAA
30E ESSENTIAL DC BUS	UDA	CCDD	FAAAAAAAAA
30E ESSENTIAL DC BUS	UDA	CCDE	FAAAAAAAAA
30E ESSENTIAL DC BUS	UDA	CCDH	FAAAAAAAAA
30E ESSENTIAL DC BUS	UDA	CCDJ	FAAAAAAAAA
30E ESSENTIAL DC BUS	UDA	CCDL	FAAAAAAAAA
30E ESSENTIAL DC BUS	UDA	CCDN	FAAAAAAAAA
30E ESSENTIAL DC BUS	UDA	CCE	FAAAAAAAAA
30E ESSENTIAL DC BUS	UDA	CCFD	FAAAAAAAAA
30E ESSENTIAL DC BUS	UDA	CCFE	FAAAAAAAAA
30E ESSENTIAL DC BUS	UDA	DABA	AAAAAAAAAA
30E ESSENTIAL DC BUS	UDA	DAFB	FAAAAAAAAA
30E ESSENTIAL DC BUS	UDA	DALA	FAAAAAAAAA
30E ESSENTIAL DC BUS	UDA	DBA	AAAAAAAAAA
30E ESS DC	UDA	EAC	AAAAAAAAAA
30E ESS DC	UDA	EAD	AAAAAAAAAA
30E ESS DC	UDA	EAGA	AAAAAAAAAA
30E 28V ESS	UDA	ECG	1111111111
30E ESS DC	UDA	EDAA	AAAAAAAAAA
30E ESS DC	UDA	EDBR	FAAAAAAAAA
30E ESS DC	UDA	EDBC	FAAAAAAAAA
30E ESSENTIAL DC	UDA	FAK	AAAAAAAAAA
30E ESSENTIAL DC BUS	UDA	FBC	1111111111
30E ESSENTIAL DC BUS	UDA	FBV	FAAAAAAAAA
30E ESSENTIAL DC BUS	UDA	FCD	FAAAAAAAAA
30E ESSENTIAL DC BUS	UDA	FCL	AAAAAAAAAA
30E ESSENTIAL DC BUS	UDA	FCO	FAAAAAAAAA
30E ESSENTIAL DC	UDA	FDC	FAAAAAAAAA
30E ESSENTIAL DC	UDA	FDM	FAAAAAAAAA
30E ESSENTIAL DC	UDA	FDT	AAAAAAAAAA
30E 28V ESS DC BUS	UDA	GAGA	00000000
30E ESSENTIAL DC	UDA	NAI	AAAAAAAAAA
30E ESSENTIAL DC	UDA	NCK	AAAAAAAAAA
30E ESSENTIAL DC BUS	UDA	UDF	AAAAAAAAAA
30E ESSENTIAL DC BUS	UDA	UDQ	AAAAAAAAAA
30E ESSENTIAL DC BUS	UDA	UHAA	00000000
30E ESSENTIAL DC BUS	UDA	UHAB	FAAAAAAAAA
30E ESSENTIAL DC BUS	UDA	UHAC	AAAAAAAAAA
30E ESSENTIAL DC BUS	UDA	UHBA	00000000
30E ESSENTIAL DC BUS	UDA	UHBB	FAAAAAAAAA
30E ESSENTIAL DC BUS	UDA	UHBC	AAAAAAAAAA
30E ESSENTIAL DC BUS	UDA	UHCF	AAAAAAAAAA
30E ESSENTIAL DC BUS	UDA	UHD	FAAAAAAAAA
30E ESSENTIAL DC BUS	UDA	UHE	FAAAAAAAAA
30E JUNCTION BOX	42311 UDAA	UDA	1
30E MAIN DISTRIBUTION BOX	42312 UDAB	UDA	1
30E WIRING	42313 UDAC	UDA	1
30E CIRCUIT BKRS	42811 UDAD	UDA	1
30E WIRING	42812 UDAE	UDA	1

PG6095.J1R1 DATE = 08/17/76

FLIGHT SAFETY PREDICTION TECHNIQUE

0000000001111111122222222222333333333344444444445555555555666666666677777777778
12345678901234567890123456789012345678901234567890123456789012345678901234567890

30E VOLTMETER	42613	UDAF	UDA	0
30E VOLTMETER	42613	UDAF	UDB	0
30E VOLTMETER	42613	UDAF	UDC	0
30E SELECTOR-VOLTMETER	42614	UDAG	UDA	0
30E BATTERY BUS		UDB	DBC	AAAAAAAAA
30E BATTERY BUS		UDB	EAD	A0000000A
30E BATTERY BUS		UDB	EDBC	AAAAAAAAA
30E BATTERY BUS		UDB	UDE	K UDF AAAAAAAAAA
30E SELECTOR-VOLTMETER	42614	UDBB	UDB	0
30E MAIN DC BUS		UDC	RCA	111111111
30E MAIN DC BUS		UDC	BCQ	FAAAAAAAAAA
30E MAIN DC BUS		UDC	CARL	AAAAAAAAA
30E MAIN DC BUS		UDC	CCD	111111111
30E MAIN DC BUS		UDC	CCDB	FAAAAAAAAAA
30E MAIN DC BUS		UDC	CCDC	FAAAAAAAAAA
30E MAIN DC BUS		UDC	CCDG	FAAAAAAAAAA
30E MAIN DC BUS		UDC	CCDM	FAAAAAAAAAA
30E		UDC	CCF	111111111
30E MAIN DC BUS		UDC	CCFA	FAAAAAAAAAA
30E MAIN DC BUS		UDC	CCFC	FAAAAAAAAAA
30E MAIN DC BUS		UDC	DBB	AAAAAAAAA
30E MAIN DC BUS		UDC	DD	AAAAAAAAA
30E MAIN DC COPILOTS CRCT		UDC	EAC	AAAAAAAAA
30E MAIN DC		UDC	EAD	AAAAAAAAA
30E MAIN DC		UDC	EAGD	AAAAAAAAA
30E MAIN DC		UDC	EBE	AAAAAAAAA
30E 28V DC MAIN		UDC	EGR	AAAAAAAAA
30E 28V MAIN DC		UDC	EDT	AAAAAAAAA
30E MAIN 28V DC		UDC	FAJ	AAAAAAAAA
30E MAIN DC		UDC	FBF	AAAAAAAAA
30E AFT FUS BUS 28VDC		UDC	FCN	AAAAAAAAA
30E 28VDC		UDC	FDU	AAAAAAAAA
30E 28V MAIN DC BUS		UDC	GAJ	FAAAAAAAAAA
30E MAIN DC BUS		UDC	MABF	AAAAAAAAA
30E MAIN DC BUS		UDC	UDG	AAAAAAAAA
30E JUNCTION BOX	42311	UDCA	UDC	1
30E MAIN DISTRIBUTION BOX	42312	UDCB	UDC	1
30E WIRING	42313	UDCC	UDC	1
30E CIRCUIT BKRS	42811	UDCD	UDC	1
30E WIRING	42812	UDCE	UDC	1
30E SELECTOR-VOLTMETER	42614	UDCG	UDC	0
30E ISOLATED 28VDC		UDE	RLB	AAAAAAAAA
30E ISOLATED DC BUS		UDE	CABR	AAAAAAAAA
30E ISOLATED DC BUS		UDE	DALA	AAAAAAAAA
30E ISOLATED DC BUS		UDE	EAC	AAAAAAAAA
30E 28V ISOLATED BUS		UDE	GAK	000000000
30E ISOLATED DC BUS		UDE	UDW	AAAAAAAAA
30E JUNCTION BOX	42311	UDEA	UDE	1
30E MAIN DISTRIBUTION BOX	42312	UDEB	UDE	1
30E WIRING	42313	UDFC	UDE	1

PC0095.J121 DATE = 02/17/76

FLIGHT SAFETY PREDICTION TECHNIQUE

0000000011111111112222222222333333333344444444445555555555666666666677777777778	12345678901234567890123456789012345678901234567890123456789012345678901234567890						
300 CIRCUIT BKRS	42811	UDFD	UDF		1		
300 WIRING	42812	UDFE	UDF		1		
300 BUS TIE NORMAL		UDF	UDF	UDB		111111111	
300 CUTOUT-REVERSE CURRENT	42124	UDFA	UDF	A			
300 BUS TIE NORMAL		UDG	UDG	UDJ		111111111	
300 CUTOUT-REVERSE CURRENT	42124	UDGA	UDG	A			
300 ESSENTIAL DC POWER		UDJ	UDA	K UDG		AAAAAAAAA	
300 TRANSFORMER-RECTIFIER # 1		UDK	UDC	K UDL		AAAAAAAAA	
300 SWITCH-SELECTOR	42152	UDKA	UDK		A		
300 RESISTOR-BLEEDER	42153	UDKB	UDK		2		
300 CUTOUT-REVERSE CURRENT	42154	UDKC	UDK		A		
300 TRANSFORMER-RECTIFIER ASSY	42155	UDKD	UDK		A		
300 LOADMETER 3AMMETER GEN	42611	UDKE	UDK		0		
300 SHUNT-LOADMETER	42612	UDKF	UDK		0		
300 TRANSFORMER-RECTIFIER # 2		UDL	UDC	K UDK		AAAAAAAAA	
300 SWITCH-SELECTOR	42152	UDLA	UDL		A		
300 RESISTOR-BLEEDER	42153	UDLB	UDL		2		
300 CUTOUT-REVERSE CURRENT	42154	UDLC	UDL		A		
300 TRANSFORMER-RECTIFIER ASSY	42155	UDLD	UDL		A		
300 LOADMETER 3AMMETER GEN	42611	UDLE	UDL		0		
300 SHUNT-LOADMETER	42612	UDLF	UDL		0		
300 TRANSFORMER-RECTIFIER # 3		UDM	UDJ	K UDN		AAAAAAAAA	
300 SWITCH-SELECTOR	42152	UDMA	UDM		A		
300 RESISTOR-BLEEDER	42153	UDMB	UDM		2		
300 CUTOUT-REVERSE CURRENT	42154	UDMC	UDM		A		
300 TRANSFORMER-RECTIFIER ASSY	42155	UDMD	UDM		A		
300 LOADMETER 3AMMETER GEN	42611	UDME	UDM		0		
300 SHUNT-LOADMETER	42612	UDMF	UDM		0		
300 TRANSFORMER-RECTIFIER # 4		UDN	UDJ	K UDM		AAAAAAAAA	
300 SWITCH-SELECTOR	42152	UDNA	UDN		A		
300 RESISTOR-BLEEDER	42153	UDNB	UDN		2		
300 CUTOUT-REVERSE CURRENT	42154	UDNC	UDN		A		
300 TRANSFORMER-RECTIFIER ASSY	42155	UDND	UDN		A		
300 LOADMETER 3AMMETER GEN	42611	UDNE	UDN		0		
300 SHUNT-LOADMETER	42612	UDNF	UDN		0		
300 BATTERY SUPPLY		UDP	UDS			AAAAAAAAA	
300 BATTERY	42134	UDPA	UDP		A		
300 BATTERY TERMINAL	42131	UDPB	UDP		A		
300 SUMP PAD	42130	UDPC	UDP		0		
300 ELBOW-DRAIN	42130	UDPD	UDP		0		
300 ELECTROLYTE	42131	UDPE	UDP		A		
300 PACK	42133	UDPF	UDP		0		
300 JAR SUMP	42134	UDPG	UDP		0		
300 PACK SUMP	42135	UDPH	UDP		0		
300 PLUG DISCONNECT	42136	UDPJ	UDP		0		
300 RELAY	42137	UDPK	UDP		A		
300 SWITCH-SELECTOR	42138	UDPL	UDP		A		
300 INVERTER INST : FUEL CONTROL		UDQ	UDS	K UQB		AAAAAAAAA	
300 INVERTER ASSY	42270	UDQA	UDQ		A		
300 RELAY-INVERTER POWER	42271	UDQB	UDQ		A		

PROG 95.J1R1 DATE = 09/17/76

FLIGHT SAFETY PREDICTION TECHNIQUE

0000000011111111112222222222333333333344444444445555555555666666666677777777778
 12345678901234567890123456789012345678901234567890123456789012345678901234567890

301 RELAY-POWER # 1	42272	UDQC	UDQ	A
301 RELAY-POWER # 2	42273	UDQD	UDQ	A
301 RELAY-POWER FAIL NORMAL	42274	UDQE	UDQ	0
301 RELAY-POWER FAIL STDBY	42275	UDQF	UDQ	0
301 TRANSFORMER	42276	UDQG	UDQ	A
301 SWITCH CONTROL	42278	UDQH	UDQ	A
301 FAILURE LIGHT RELAY	42324	UDQJ	UDQ	0
301 INVERTER COPILOTS INSTRUMENTS		UDQ	UAR	K UAB AAAAAAAAAA
301 INVERTER ASSY	4226A	UDWA	UDW	A
301 RELAY-FAILURE	42261	UDWB	UDW	0
301 RELAY-POWER SELECTOR	42262	UDWC	UDW	A
301 TRANSFORMER ISOLATOR	42263	UDWD	UDW	A
301 SWITCH SELECTOR	42264	UDWE	UDW	A
301 RELAY-POWER TRANSFER	42267	UDWF	UDW	A
301 TRANSFORMER-POWER	42268	UDWG	UDW	A
301 EXTERNAL DC POWER		UDX	UDC	000000000
301 RECEPTACLE	42141	UDXA	UDX	A
301 RELAY	42142	UDXB	UDX	A
301 LIMITER-CURRENT	42143	UDXC	UDX	1
301 SWITCH-SELECTOR	42144	UDXD	UDX	A
301 BOOSTER HYD POWER		UHA	FEK	AAAAAAAAAA
301 BOOSTER HYD PRESS		UHA	FCJ	AAAAAAAAAA
301 BOOSTER HYDRAULICS		UHA	FEF	AAAAAAAAAA
301 HYDRAULIC PRESSURE		UHA	UHA	AAAAAAAAAA
301 VALVE PRESSURE RELIEF	452AP	UHAAA	UHAA	5
301 A-UNIT	452AP	UHAA0	UHAA	0
301 VALVE GROUND TEST	452AJ	UHAAE	UHAA	0
301 SUPPLY		UHAB	UHAA	AAAAAAAAAA
301 BOOST RESERVOIR	451BC	UHABA	UHAB	1
301 SUPPORT BRACKET	451BA	UHABR	UHAB	0
301 SIGHT GAUGE	451FD	UHABC	UHAB	0
301 FILTER ELEMENT	451BG	UHABD	UHAB	1
301 VALVE DRAIN	452AH	UHABE	UHAB	0
301 HOSE DRAIN	452AL	UHABG	UHAB	0
301 FILTER ELEMENT	455AA	UHABH	UHAB	1
301 VALVE DRAIN #2K	452AB	UHABJ	UHAB	0
301 VALVE RELIEF #2K	452AB	UHABK	UHAB	1
301 HOSE ASSY SUCTION	452AM	UHABL	UHAB	2
301 VALVE FIRE SHUTOFF 2EACH	452AC	UHABN	UHAB	0
301 BLEED VALVE	452AL	UHABQ	UHAB	0
301 PRIMING PRESSURIZATION		UHAC	UHAB	000000000
301 MOTOR RESERVOIR SUCTION	452AP	UHACA	UHAC	A
301 RESERVOIR SUCTION PUMP	453AF	UHACR	UHAC	A
301 SW BOOSTER ISOLATION	598AP	UHACH	UHAC	A
301 BOOST PUMP	453AH	UHACL	UHAC	A
301 COOLING		UHAD	UHAB	111111111
301 RESTRICTOR	452AF	UHADA	UHAD	0
301 FILTER ELEMENT	455AA	UHADD	UHAD	1
301 WARNING LOW PRESSURE		UHAE	UHAC	222222222
301 SW LOW PRESSURE	452AD	UHAEA	UHAE	2

PG6095.JIR1 DATE = 08/17/76

FLIGHT SAFETY PREDICTION TECHNIQUE

000000001111111122222222223333333333444444444455555555556666666666777777777788									
1234567890123456789012345678901234567890123456789012345678901234567890									
30F	PRESSURIZATION #PUMP 1 3<			UHAF		UHAA	K UHAG	AAAAAAAAAA	
30F	PUMP ENGINE DRIVEN 1 3	453AA		UHAF		UHAF		A	
30F	VALVE CHECK	452AA		UHAFB		UHAF		1	
30F	VALVE CONTROL	452AM		UHAFD		UHAF		A	
30F	FILTER ELEMENT	455AA		UHAF		UHAF		1	
30F	QUICK DISCONNECT VALVE	452AN		UHAFG		UHAF		0	
30F	HOSE-HYD PRESSURE	453AK		UHAFH		UHAF		A	
30F	PRESSURIZATION #PUMP 1 4<			UHAG		UHAA	K UHAF	AAAAAAAAAA	
30F	PUMP ENGINE DRIVEN 1 4	453AA		UHAGA		UHAG		A	
30F	VALVE CHECK	452AA		UHAGR		UHAG		1	
30F	VALVE CONTROL	452AM		UHAGD		UHAG		A	
30F	FILTER ELEMENT	455AA		UHAG		UHAG		1	
30F	QUICK DISCONNECT VALVE	452AN		UHAGG		UHAG		0	
30F	HOSE-HYD PRESSURE	452AK		UHAGH		UHAG		A	
30F	WARNING LOW PRESSURE			UHAI		UHAF		111111111	
30F	SW LOW PRESSURE	452AQ		UHAI		UHAI		A	
30F	WARNING LOW PRESSURE			UHAI		UHAI		111111111	
30F	SW LOW PRESSURE	452AQ		UHAI		UHAI		A	
30F	ATTENUATION SYSTEM DAMPING			UHAI		UHAI		111111111	
30F	SYSTEM DAMPING			UHAI		UHAI		111111111	
30F	ACCUMULATOR BOOST	454AB		UHAI		UHAI		A	
30F	VALVE AIR FILLER	454AF		UHAI		UHAI		0	
30F	UTILITY HYDRAULICS			UHB		FAR		FAAAAAAAAA	
30F	UTILITY HYDRAULICS			UHB		FAH		AAAAAAAAAA	
30F	UTILITY HYD POWER			UHB		FRH		AAAAAAAAAA	
30F	UTILITY HYD PRESS			UHB		FRH		AAAAAAAAAA	
30F	UTILITY HYDRAULICS			UHB		FDF		AAAAAAAAAA	
30F	UTILITY HYD SYSTEM			UHB		GAGA		AAAAAAAAAA	
30F	UTILITY HYD SYSTEM			UHB		GHA		AAAAAAAAAA	
30F	UTILITY HYD			UHB		MAE		FAAAAAAAAA	
30F	UTILITY HYDRAULICS			UHB		NAQ		F11111111	
30F	UTILITY HYD			UHB		NCF		FAAAAAAAAA	
30F	UTILITY HYDRAULICS			UHB		NPY		S55555555	
30F	HYDRAULIC PRESSURE			UHBA		UHB		AAAAAAAAAA	
30F	VALVE PRESSURE RELIEF	452AB		UHBA		UHBA		5	
30F	R-NUT	452AP		UHBA		UHBA		0	
30F	VALVE, GROUND TEST	452AJ		UHBA		UHBA		0	
30F	SUPPLY			UHBA		UHBA		AAAAAAAAAA	
30F	UTILITY RESERVOIR	451AG		UHBA		UHBA		1	
30F	SUPPORT BRACKET	451AA		UHBB		UHBB		0	
30F	SIGHT GAUGE	451AD		UHBB		UHBB		0	
30F	FILTER ELEMENT	451AG		UHBB		UHBB		1	
30F	VALVE DRAIN #2<	452AF		UHBB		UHBB		0	
30F	HOSE DRAIN	453AL		UHBB		UHBB		0	
30F	CHAIN FILLER CAP	451AH		UHBB		UHBB		0	
30F	VALVE RELIEF #2<	452AF		UHBB		UHBB		1	
30F	HOSE ASSY SUCTION	453AM		UHBB		UHBB		A	
30F	VALVE FIRE SHUTOFF 2 EACH	452AC		UHBB		UHBB		0	
30F	BLEED VALVE	452AL		UHBB		UHBB		0	
30F	PRIMING PRESSURIZATION			UHBB		UHBB		00000000	

