

AD-A054 496

ARINC RESEARCH CORP ANNAPOLIS MD

F/G 1/2

DEVELOPMENT OF AIR FORCE FLIGHT SAFETY MODELS. VOLUME 15. F-15 --ETC(U)

SEP 76

F09603-72-A-1132

UNCLASSIFIED

C54-01-1-1406-VOL-15

NL

1 of 2  
AD  
A054496



FOR FURTHER TRAN ~~IT~~ APSO

Final Report A054495

DEVELOPMENT OF AIR FORCE  
FLIGHT SAFETY MODELS

*(Handwritten circled 'P' with 'R' below it)*

Volume 15

**F-15**

AIRCRAFT

September 1976

DDC  
MAY 31 1978  
RECEIVED  
F

Prepared for

SERVICE ENGINEERING DIVISION  
SAN ANTONIO AIR LOGISTICS CENTER  
Kelly Air Force Base, Texas

Under Contract F09603-72-A-1132-SA01

Publication C54-01-1-1406

**ARINC** RESEARCH CORPORATION

AD A 054496

AD No. \_\_\_\_\_  
DDC FILE COPY

This document has been approved  
for public release and sale; its  
distribution is unlimited.

## **DISCLAIMER NOTICE**

**THIS DOCUMENT IS BEST QUALITY  
PRACTICABLE. THE COPY FURNISHED  
TO DDC CONTAINED A SIGNIFICANT  
NUMBER OF PAGES WHICH DO NOT  
REPRODUCE LEGIBLY.**

UNCLASSIFIED

SECURITY CLASSIFICATION OF THIS PAGE (When Data Entered)

REPORT DOCUMENTATION PAGE		READ INSTRUCTIONS BEFORE COMPLETING FORM
1. REPORT NUMBER C54-01-1-1406 ✓	2. GOVT ACCESSION NO.	3. RECIPIENT'S CATALOG NUMBER
4. TITLE (and Subtitle) DEVELOPMENT OF AIR FORCE FLIGHT SAFETY MODELS VOLUME 15		5. TYPE OF REPORT & PERIOD COVERED
		6. PERFORMING ORG. REPORT NUMBER C54-01-1-1406
7. AUTHOR(s) Not Listed		8. CONTRACT OR GRANT NUMBER(s) F09603-72-A-1132-SA01 ✓
9. PERFORMING ORGANIZATION NAME AND ADDRESS ARINC Research Corporation ✓ 2551 Riva Road Annapolis, Maryland 21401		10. PROGRAM ELEMENT, PROJECT, TASK AREA & WORK UNIT NUMBERS
11. CONTROLLING OFFICE NAME AND ADDRESS SERVICE ENGINEERING DIVISION SAN ANTONIO AIR LOGISTICS CENTER Kelly Air Force Base, Texas		12. REPORT DATE September 1976
		13. NUMBER OF PAGES 81
14. MONITORING AGENCY NAME & ADDRESS (If different from Controlling Office) SERVICE ENGINEERING DIVISION SAN ANTONIO AIR LOGISTICS CENTER Kelly Air Force Base, Texas		15. SECURITY CLASS. (of this report)  UNCLASSIFIED
		15a. DECLASSIFICATION/DOWNGRADING SCHEDULE
16. DISTRIBUTION STATEMENT (of this Report)  UNCLASSIFIED/UNLIMITED		
17. DISTRIBUTION STATEMENT (of the abstract entered in Block 20, if different from Report)		
18. SUPPLEMENTARY NOTES		
19. KEY WORDS (Continue on reverse side if necessary and identify by block number)		
20. ABSTRACT (Continue on reverse side if necessary and identify by block number) A general description of the Flight Safety Prediction Technique, and the documentation associated with its specific application to the F-15A aircraft, are presented.		

DD FORM 1473  
1 JAN 73

EDITION OF 1 NOV 65 IS OBSOLETE

UNCLASSIFIED


SECURITY CLASSIFICATION OF THIS PAGE (When Data Entered)

	GSP-01-1-1406 DEVELOPMENT OF AIR FORCE FLIGHT SAFETY MODELS VOLUME 15
GSP-01-1-1406 F00003-73-A-1133-0001	Not Listed
September 1976 81	APING Research Corporation 2521 Rive Road Annapolis, Maryland 21401 SERVICE ENGINEERING DIVISION SAN ANTONIO AIR LOGISTICS CENTER Kelly Air Force Base, Texas
UNCLASSIFIED	SERVICE ENGINEERING DIVISION SAN ANTONIO AIR LOGISTICS CENTER Kelly Air Force Base, Texas
UNCLASSIFIED/UNLIMITED	
A general description of the Flight Safety Prediction Technique, and the documentation associated with its specific application to the F-15A aircraft, are presented.	

4

9 Final Report

6 DEVELOPMENT OF AIR FORCE FLIGHT SAFETY MODELS Volume 15, F-15 AIRCRAFT



12 145 p.

11 September 1976

DDC REPRODUCED MAY 31 1978

Prepared for SERVICE ENGINEERING DIVISION SAN ANTONIO AIR LOGISTICS CENTER Kelly Air Force Base, Texas Under Contract F09603-72-A-1132-SA01

15

ARINC RESEARCH CORPORATION

HEADQUARTERS 2551 Riva Road Annapolis, Maryland 21401

SANTA ANA BRANCH 1222 E. Normandy Place Santa Ana, California 92702

14 Publication C54-01-1-1406-VOL-15

This document has been approved for public release and sale; its distribution is unlimited.

400 247

set

Copyright © 1976  
ARINC Research Corporation

Prepared under Contract F09603-72-A-1132-SA01,  
which grants to the U. S. Government a license  
to use any material in this publication for govern-  
ment purposes.

## ABSTRACT

A general description of the Flight Safety Prediction Technique, and the documentation associated with its specific application to the F-15A aircraft, are presented.

ACCESSION for	
NTIS	White Section <input checked="" type="checkbox"/>
DDC	Buff Section <input type="checkbox"/>
UNANNOUNCED	<input type="checkbox"/>
JUSTIFICATION	
BY	
DISTRIBUTION/AVAILABILITY CODES	
Dist.	SPECIAL
A	23 E.H.

## GLOSSARY

This glossary presents general definitions of terms used in this report. The reader will find certain of these terms defined in somewhat different words in the text, depending on the context of the discussion; but the meaning will be consistent with the definitions given here.

- Criticality** - A numerical index of the significance of equipment failure history relative to aircraft safety. As an analysis parameter, it can be considered proportional to the likelihood that an item will fail and thereby cause an accident. It is the product of the failure probability and the sensitivity of an equipment item.
- Dependency** - See link dependency.
- FSPT** - Flight Safety Prediction Technique
- Flight Phases** - Discrete segments of the aircraft mission profile. For present purposes, the flight phases are defined as 1) startup and taxi, 2) takeoff, 3) climb, 4) cruise, 5) tactics, 6) cruise, 7) descend, 8) land, and 9) taxi and shutdown.
- Functional Analysis** - The determination of equipment relationships to aircraft functions performed, and the interrelationships of these functions.
- Functional Link** - The simplest form of functional relationship in which one function is dependent upon the next lower function.
- Functional Path** - The compilation of functional links, in sequence, through which a function is identified as being dependent upon another.
- Link Dependency** - The conditional probability of a dependent function failing, given that a particular function it is dependent upon has failed.
- Provisory Condition** - Operation of an aircraft in a mode or environment such that the safety-related importance of certain equipments is increased. Provisory conditions include icing, night flight, supersonic flight, etc.
- Provisory Factor** - The probability that a provisory condition exists. Also used to describe the coded notation used to indicate that a functional relationship is dependent on a particular provisory condition.
- Safety Sensitivity** - Same as "sensitivity".

**Sensitivity**

- A quantitative indication of the degree of safety degradation to be expected if a function or piece of equipment fails. The more specific terms are "functional sensitivity" or "equipment item sensitivity".

**Sensitivity Path**

- A particular sequence of functional dependencies (beginning at the top level in the hierarchical structure) through which a function or piece of equipment derives a sensitivity value. Equipment and functional sensitivity values are often derived through several such sensitivity paths.

## FOREWORD

This document is part of a 16-volume report describing the application to specific aircraft types of ARINC Research Corporation's Flight Safety Prediction Technique (FSPT). The technique was developed under previous Air Force contracts (see Appendix A). The present effort, undertaken in 1972 under Contract F09603-72-A-1132-SA01, has led to further refinement of the FSPT through its broad application to many different types of aircraft. The flight safety models generated for these aircraft are presented in individual volumes of this report as follows:

<u>Volume</u>	<u>Aircraft</u>	<u>Volume</u>	<u>Aircraft</u>
2	T-38	10	B-52G, H
3	F-111A, FB-111A	11	C-130E
4	A-7D	12	KC-135
5	F-4D, E; and RF-4C	13	C-5A
6	C-141	14	T-39
7	A-37	15	F-15
8	O-2	16	UH-1N Helicopter
9	OV-10		

Volume 16 will document the results of a feasibility study of extending the FSPT to rotary-wing aircraft.

Volume 1, an overall summary of the contractual effort, will be issued at the end of the contract period.

## CONTENTS

	<u>Page</u>
ABSTRACT . . . . .	iii
GLOSSARY . . . . .	v
FOREWORD . . . . .	vii
1. INTRODUCTION . . . . .	1-1
2. METHODOLOGY UNDERLYING FSPT . . . . .	2-1
2.1 Definition of Safe Aircraft . . . . .	2-1
2.2 Mathematical Basis of FSPT . . . . .	2-1
2.3 Sensitivity Assignments . . . . .	2-2
3. MODEL DEVELOPMENT . . . . .	3-1
3.1 Functional Analysis . . . . .	3-1
3.2 Major-Function Sensitivity Assignment . . . . .	3-2
3.2.1 Assignment Method . . . . .	3-2
3.2.2 Link Dependency Assignment . . . . .	3-5
3.2.3 Provisory Factors . . . . .	3-5
3.2.4 Computer Processing . . . . .	3-5
3.2.5 Model Maintenance . . . . .	3-7
4. F-15A MODEL DEVELOPMENT . . . . .	4-1
APPENDIX A: Historical Summary of FSPT . . . . .	A-1
APPENDIX B: Formulation of Criticality-Assessment Technique . . . . .	B-1
APPENDIX C: FSPT Documentation Methods . . . . .	C-1
APPENDIX D: FSPT Documentation of F-15A Aircraft . . . . .	D-1

## ILLUSTRATIONS AND TABLES

<u>Figure</u>		<u>Page</u>
1-1	Example of Criticality Ranking Process . . . . .	1-2
3-1	Activities and Data Inputs to Flight Safety Criticality Assessment . .	3-1
3-2	Hierarchical Structure of Aircraft Functions . . . . .	3-3
3-3	Phases of Aircraft Mission . . . . .	3-4

<u>Table</u>		
3-1	Provisory Factor Codes . . . . .	3-6
4-1	F-15A System Documentation . . . . .	4-1

# 1 INTRODUCTION

The Flight Safety Prediction Technique developed by ARINC Research Corporation provides for assessment of the impact on flight safety of the failure of specific items of equipment within an aircraft. In the FSPT, mathematical modeling procedures are applied for processing aircraft-equipment failure data to yield a quantified index ranking safety-related problems on the basis of their likelihood of occurrence and the resulting degradation in the aircraft's capability to fly.

The ranking factor is called "criticality", which in its simplest form is the product of the failure probability and flight-safety sensitivity of an equipment. (A more detailed definition appears in Section 2 and Appendix B.) The failure probability inputs are from basic failure-data sources, AFM 66-1 and 65-110. The sensitivity estimates are derived by the following process:

- a. Systematic analysis of aircraft functions to determine those essential to flight safety
- b. Identification of the hardware required to perform these functions
- c. Evaluation of the safety significance of the hardware in performing these essential aircraft functions.

The criticality values resulting from this approach provide a relative ranking of all malfunctions with respect to their safety significance. Figure 1-1 is a simplified example of how three equipment items would be ranked on the combined basis of their failure probability and safety sensitivity. This figure illustrates an example in which item A has the highest failure probability, but due to the low sensitivity value is ranked below item B in criticality.

The methodology has the ability to rank malfunction problems currently and continuously by their accident potential. This ranking, based on criticality assessment, can provide the basic parameters necessary for:

- a. Identifying equipment items whose failure history and application pose a threat to aircraft safety
- b. Quantifying the degree of threat associated with each equipment item
- c. Evaluating and tracking the effectiveness of modifications to the aircraft
- d. Assessing safety benefits versus the cost of proposed aircraft modifications, changes in maintenance or flight operations, or alternative aircraft designs.

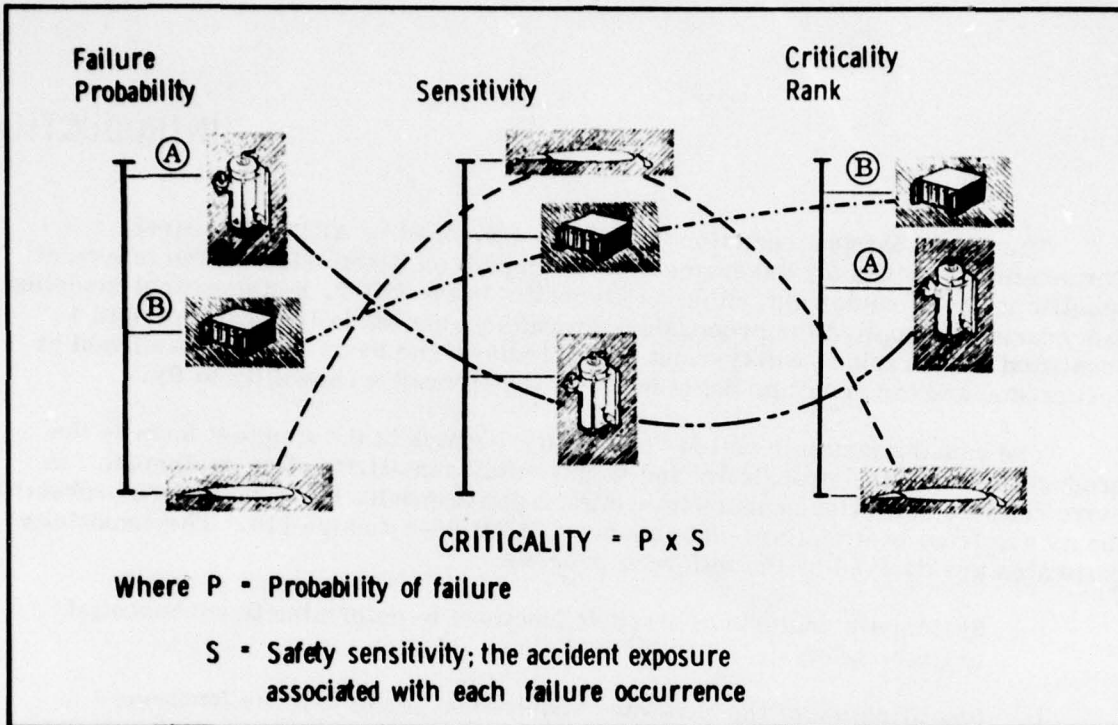


Figure 1-1. Example of Criticality Ranking Process

In this report, Section 4 and Appendix D pertain specifically to the F-15A aircraft. The remainder of the document provides support information that will make the F-15A data, and the method by which the data were obtained, more meaningful to the general reader.

Section 2 presents an overview of the development and utilization of the Flight Safety Prediction Technique; Section 3 discusses the steps associated with generating a safety model for calculating the safety criticality of various equipments of an aircraft; and Section 4 describes how the safety model for the F-15A aircraft was developed. Appendix A summarizes the contractual history of the development of the FSPT; Appendix B discusses mathematical considerations underlying the technique; Appendix C discusses FSPT documentation methods; and Appendix D presents functional relationship diagrams for a listing of keypunch cards that comprise the safety model documentation for the F-15A aircraft.

## METHODOLOGY UNDERLYING FSPT

This section discusses the basic definitions and mathematical concepts associated with the Flight Safety Prediction Technique.

### 2.1 DEFINITION OF SAFE AIRCRAFT

To develop a relative measure of aircraft safety degradation resulting from specific equipment malfunctions, it is first necessary to define a "safe" aircraft. For purposes of the FSPT assessments, an aircraft is assumed to be in a safe condition if it is operating within its prescribed performance limits. Conversely, an aircraft operating (or about to operate) outside these limits is considered to be unsafe - in a condition where property damage and personal injury may result.

The safety prediction methodology does not attempt to assess the extent of possible personal injury or aircraft damage resulting from an unsafe condition. Neither does the concept consider ejection capability, parachutes, life rafts, etc., which do not make an aircraft safer per se but provide for the survivability of the aircrew when the aircraft is unsafe. Collision is also excluded from consideration because of the complexity of the interrelationships between pilot, aircraft equipment, ground surveillance, and traffic density.

### 2.2 MATHEMATICAL BASIS OF FSPT

The probability of an accident caused by the failure of an element can be expressed as the probability of the element failing multiplied by the conditional probability that the failure of the element will cause an accident. Stated in equation form:

$$P(A, j) = P(j)P(A|j) \quad (1)$$

where

$P(A, j)$  = Probability of an accident due to failure of just the  $j^{\text{th}}$  element\*

$P(j)$  = Probability that element  $j$  fails

$P(A|j)$  = Probability of an accident given that the  $j^{\text{th}}$  element fails.

This equation reflects the basic relationships addressed in the FSPT where:

- a. The criticality of the  $j^{\text{th}}$  element is an estimate of  $P(A, j)$
- b. The sensitivity of the  $j^{\text{th}}$  element is an estimate of  $P(A|j)$

\*In this and subsequent discussions, unless otherwise stated, expressions such as "failure of the  $j^{\text{th}}$  element" should be interpreted to mean: failure of only the  $j^{\text{th}}$  element, assuming all other elements are not failed.

Because an element's effect on safety may depend on the mission phase (see Section 3.2.1), the above model can be expanded to:

$$P(A, j) = \sum_{k=1}^N P_{j,k} P(A|j,k) \quad (2)$$

where

N = Number of mission phases

$P_{j,k}$  = Probability that the  $j^{\text{th}}$  element is failed in the  $k^{\text{th}}$  phase

$P(A|j,k)$  = The  $j^{\text{th}}$  element's sensitivity in the  $k^{\text{th}}$  phase.

To identify the importance of discrete elements to aircraft safety, a flight profile consisting of nine distinct phases was defined. The phases are discussed in Section 3.2.1.

To utilize equation 2, it was necessary to develop a method for obtaining the values of  $P(A|j,k)$ , the probability that a malfunction in element  $j$  during mission phase  $k$  will result in an accident. This method in turn requires the estimation of two parameters: the probability of accident if a major function is not available during each mission phase, and the dependence of the major function on subfunctions and elements during each such phase\*. Each function and equipment item thus derives its sensitivity value from its relationship to the major function(s) dependent upon it.

### 2.3 SENSITIVITY ASSIGNMENTS

A great deal of information is available on the causes of aircraft accidents, but little exists from which to make the sensitivity assignments [ $P(A|j)$ ]. These assignments are therefore largely subjective, based on the analyst's knowledge of the system and any information he may have on previous accident history. The sensitivity assignments are reviewed (and revised as necessary) by an Air Force/contractor team working on a particular model to ensure that consistent criteria have been followed. The team review and negotiation of sensitivity assignments is the mechanism by which the value becomes sufficiently objective for use with the model. This negotiation considers all of those top level functions as a group and reassigns sensitivity values as necessary to assure that the most objective proportionality is attained for the particular aircraft model. The same major-function sensitivity values are used for major functions on all aircraft models where configuration and mission profiles permit.

The development of criticality rankings for the various elements ( $j$ 's) is dependent upon the ability to quantify the failure probability [ $P(j)$ ] and the element sensitivity [ $P(A|j)$ ] for each element. Since the intent of the concept is to provide a relative safety ranking of all malfunctions, it is not necessary to develop absolute

\*For a more detailed discussion of the mathematics of the FSPT, see Appendix B.

values for  $P(A|j)$ . If the sensitivity values developed are correct relative to each other, a proper criticality ranking will be established. It is intended that criticality be an index proportional to  $P(A, j)$  and therefore provide the same relative rank ordering of elements. The major reasons for proportionality, rather than equality, are:

- a. The FSPT does not account for the effect of extraordinary pilot intervention to prevent an accident in case of equipment malfunction.
- b. Criticality quantification was limited in its treatment of simultaneous occurrence of independent, primary failures.
- c. Operational and malfunction data yield only a proportional estimate of the required information.

While strict proportionality cannot be mathematically proven, it is believed that the criticality rankings provide reasonable relative measures of equipment problem potential.

Figure 3-1 summarizes the approach to the assessment of flight-safety criticality of aircraft equipment. The first contractor activity is the identification of all functions the aircraft is expected to perform and the determination of their inter-relationships. Next, each functional relationship is documented; and then sensitivity assignments are made at the major functional levels (below these levels, link dependency values are estimated; see discussion, Section 3.2.2). This process is carried out until each work unit code associated with a major function has been identified with respect to the function performed and dependencies have been estimated. Computer processing calculates the safety sensitivity for each work unit coded item, combines these values with the operation and failure data input by the Air Force, and produces the equipment criticality ranking.

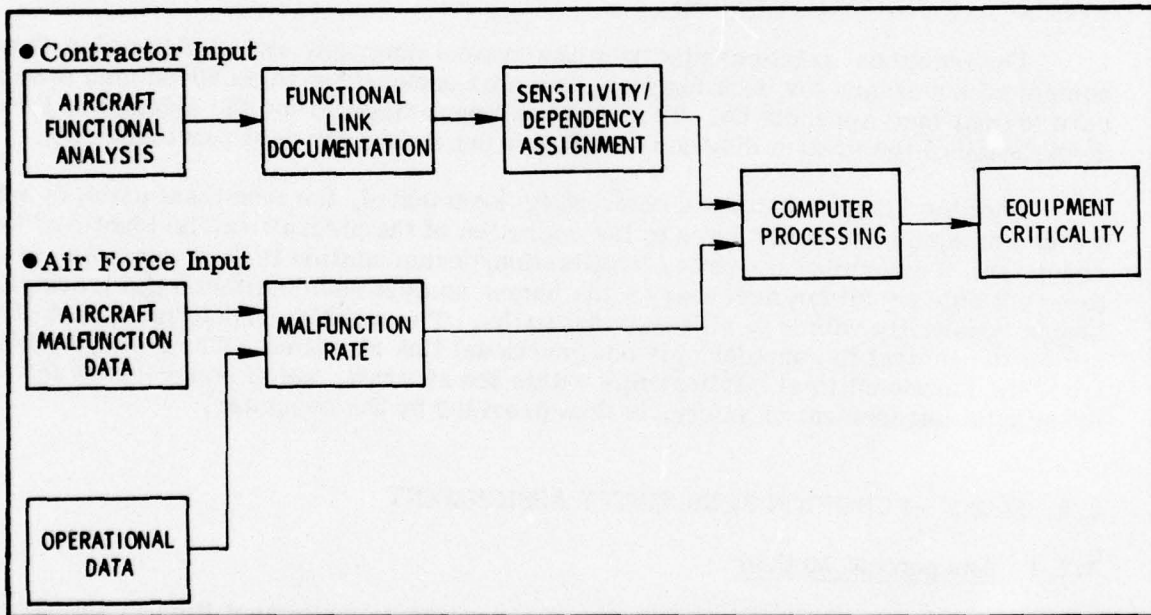


Figure 3-1. Activities and Data Inputs to Flight Safety Criticality Assessment

The steps in this process are discussed in greater detail in the following sections.

### 3.1 FUNCTIONAL ANALYSIS

Functional analysis entails the systematic identification of the relationships of hardware to the functions performed by the aircraft and documented in the aircraft technical orders. Tabulated for each aircraft function are the equipments necessary for its performance as well as all outputs required for other systems. The complexity of the functional interdependencies of an aircraft requires the use of a systematic

accounting procedure, as discussed below, to assure that all relationships have been identified and that no functional paths have been overlooked.

Certain top-level functions (comprised of both "primary" and "major" functions) have been defined as applicable to all aircraft types, and serve as the starting point for a safety analysis. Figure 3-2 lists these top level functions with the primary function of Flight Control expanded to show its typical major functions. Below the major function level, differences in aircraft types result in function identification and structuring specifically suited to each aircraft. In Figure 3-2, for instance, the major function Roll Control is subdivided into Left Roll and Right Roll, and further into aileron and spoiler actuation subfunctions. This structure is that applicable to an F-4 aircraft, in which ailerons have an extremely limited upward travel and lift is primarily lost through spoiler operation. Finally, each item in the aircraft WUC ("-06") manual is identified with respect to the function it performs. \*

Every function and every WUC included in the model receives an "alpha designator" unique to that aircraft model. Due to the large number of alpha designators required in a model, an indenturing system is utilized to prevent duplication. However, the location in the hierarchical structure and the number of characters in the alpha designators are often independent, since such correlation is not necessary for subsequent computer processing.

The functional relationships from the system diagram, and identification of the equipment necessary for each function, are next documented in an 80-column punch-card format (see Appendix C). The total functional diagram for the aircraft is then a compilation of the system diagrams, with one punchcard for each functional link.

With the aircraft functions completely documented, the functional paths by which a piece of equipment contributes to the operation of the aircraft can be identified by computer. Performing the path-identification/documentation task by computer proves to be not only useful but necessary - the human analyst could neither keep track of nor assign sensitivity values to all functional paths. The machine processing capability allows the analyst to consider only one functional link at a time. The ability to follow all of the functional interrelationships within the aircraft, which is necessary for meaningful assessment of safety, is then provided by the computer.

## 3.2 MAJOR-FUNCTION SENSITIVITY ASSIGNMENT

### 3.2.1 Assignment Method

As stated earlier, the sensitivity of a function or equipment item is an estimate of the probability that its failure will cause an accident. From functional analysis of the aircraft under consideration, major functions are identified and are assigned sensitivity values for each phase of the mission.

---

\*Certain WUC items in the "-06" manual may not be included in the safety model, these items being either 1) eliminated by TCTOs; 2) purely structural items in the 11000 series; 3) necessary only for survivability or ejection; 4) of lower indenture than the LRU level, where computer data screening eliminates failure reports.

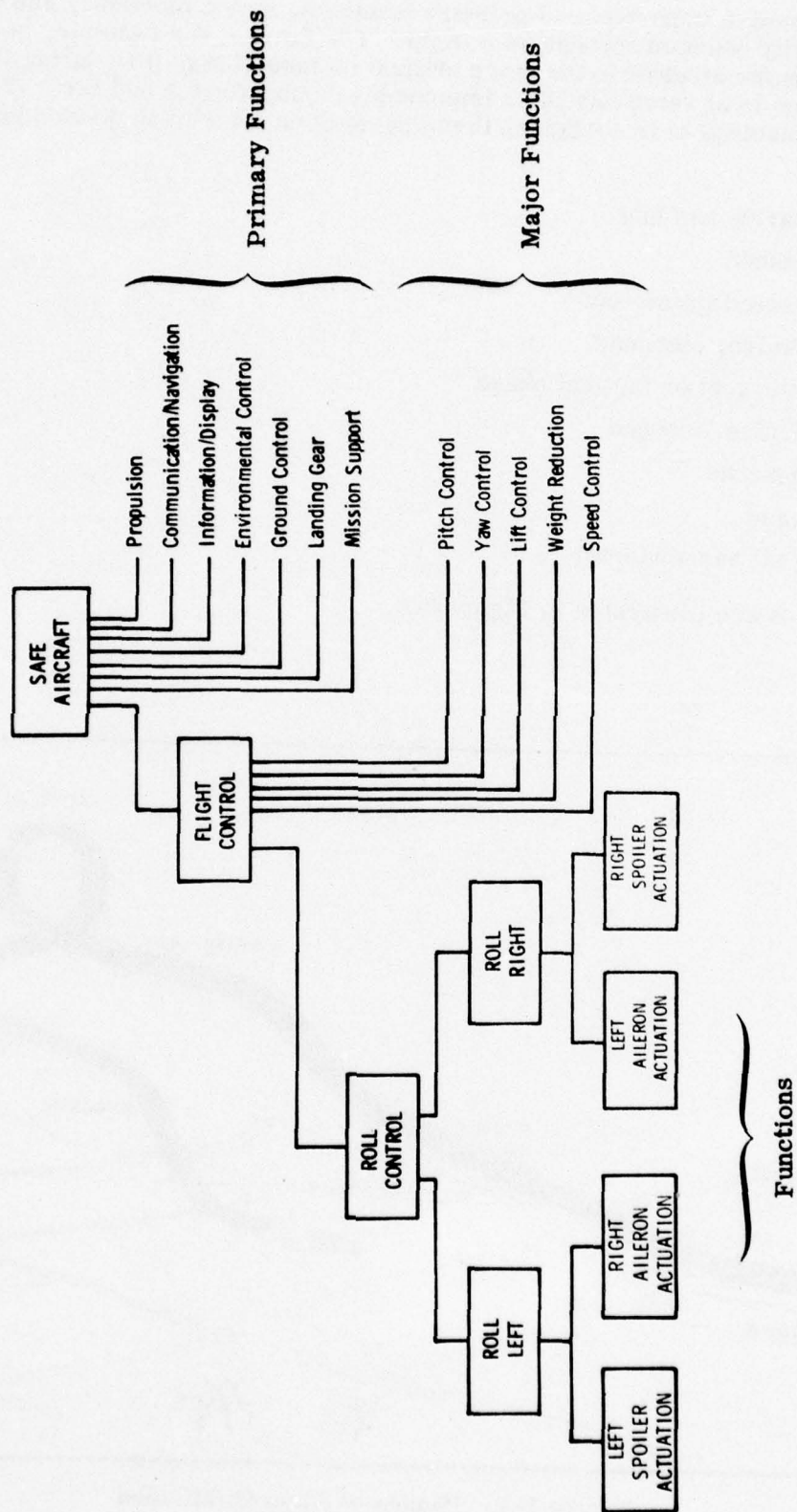


Figure 3-2. Hierarchical Structure of Aircraft Functions

The relative importance of primary functions, major functions, and functions is not necessarily constant throughout a flight. The failure, for example, of one engine of a multi-engine aircraft is far more critical on takeoff than it is during the rest of the flight, and is of relatively little importance during startup and taxi. To accommodate this variability of importance, the mission of an aircraft is divided into nine flight phases:

1. Startup and taxi
2. Takeoff
3. Ascend (climb-out)
4. Cruise, outbound
5. Intercept or tactical phase
6. Cruise, inbound
7. Descend
8. Land
9. Taxi and shutdown

These phases are illustrated in Figure 3-3.

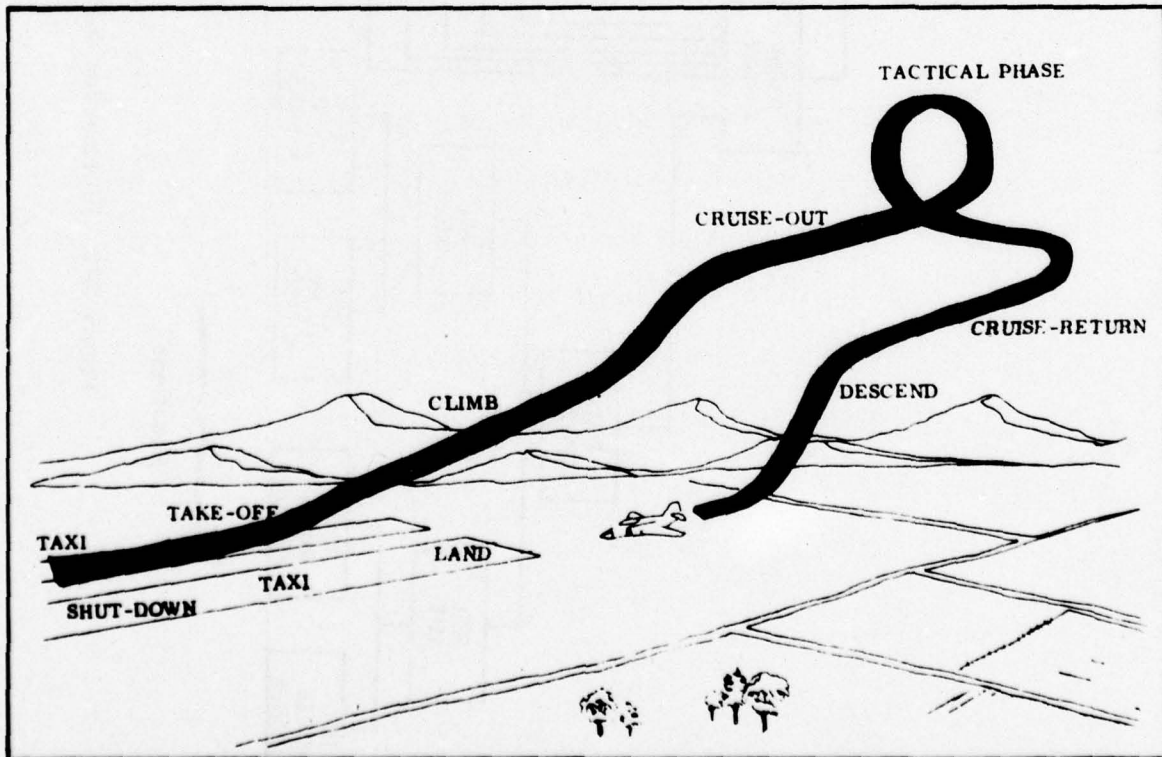


Figure 3-3. Phases of Aircraft Mission

A sensitivity value is assigned for each of the phases, and represents the best estimate of the likelihood that the aircraft will enter a hazardous mode if the function is not present in that phase. The numerical values assigned are proportional rather than absolute, and range from 0.0 to 1.0. The keypunch card format limits this assignment to increments of 0.1. Increments smaller than 0.1, when required, were assigned by defining a quasi-function for insertion between the major function and its dependent primary function.

### 3.2.2 Link Dependency Assignment

"Link dependency" is defined as the probability that the loss of a function will result in the loss of a dependent function. (For a more detailed discussion of this term, see Appendix B.) The assignment of link dependency values requires knowledge of the operation of specific aircraft because it is concerned only with functional levels below the "major" category. At this lower level, no evaluation is made of the impact on flight safety of the loss of functions. Instead, the effect of the loss of one function on the performance of another function becomes the evaluation criterion. Like sensitivities, link dependency values are assigned in increments of 0.1. Additionally, the method of attenuation used in assigning sensitivity values can also be applied to link dependencies.

### 3.2.3 Provisory Factors

The sensitivity of major functions with respect to aircraft safety, and at the lower levels the link dependency between functions, can be dependent on external influences and aircraft operating conditions. To accommodate these external influences, a set of provisory factors has been identified. An example would be a windshield anti-ice system, which has a safety sensitivity close to 1.0 during landing under icing conditions but a negligible effect on a dry, warm day.

Under such circumstances, the procedure is to assign the "worst case" value (assuming the condition exists). During model exercise the likelihood that the condition exists can be "read-in", thereby allowing the sensitivity value to be assigned by the computer based on the likelihood of the condition and the probability that the higher level function will therefore be lost. Table 3-1 lists the standard provisory factors used in FSPT models.

### 3.2.4 Computer Processing

Documentation of a flight safety analysis by ARINC Research thus consists of functional diagrams, coded functional tabulations, a functional data processing card deck, and a machine-prepared printout of the card deck data. Under this contract, the documentation is then sent to San Antonio Air Logistics Center for review by MMER personnel and representatives of the Air Logistics Center responsible for the particular aircraft (if other than SA/ALC).

SA/ALC processes the functional data card deck utilizing a number of computerized operations. First, a functional deck edit is accomplished to identify certain format or logic errors that may exist. Next, a path identification/documentation run is made that traces all possible paths associated with each function and calculates the numerical sensitivities by flight phase down to the WUC level. Then, a path combination run is made taking into account the dependence of more than one major function on a particular WUC. Finally, failure information from the 66-1 data system and numerical factors for provisory conditions are input and a WUC criticality list by rank order is generated by the computer.

TABLE 3-1. PROVISORY FACTOR CODES

Code	Provisory Condition
A	Icing conditions
B	Adverse speed/altitude operations (Helicopter)
C	Runway stopping distance/confined area (Helicopter)
D	Night operation
E	IFR conditions
F	Supersonic flight
G	Rain
H	Solo flight
I	Loss of function for which indication is provided
K	Normal system failed
T	Flame-out
X	Fire
Y	Cold weather
2	One of three available units is required
3	Two of three available units are required
4	One of four available units is required
5	Two of four available units are required
6	Three of four available units are required
8	Four of eight available units are required

An additional product generated by the computer is a two-part criticality trend analysis. Part I contains the criticality rankings and linear regression analysis by WUC for the previous 12 months. Part II contains plots of the criticalities and regression lines for the 25 WUCs top-ranked according to safety criticality.

### 3.2.5 Model Maintenance

Each time an aircraft type for which a safety model has been developed undergoes a modification, the effects of the changes on the model must be evaluated. Technical order and WUC revisions must be incorporated into the model. Removal of existing hardware, the installation of new hardware, or design improvements may change link dependencies and sensitivity assignments. The update procedure should follow the same general steps as outlined for the initial analysis effort.

Existing block diagrams and a printout of the functional card deck form the baseline for change identification. Functional relationships should be reviewed to determine the impact of changes on the documented safety analysis. Diagrams should be revised to reflect functional differences, WUC changes should be noted, and all differences listed on a flight-safety functional tabulation sheet. The functional deck printout can be used for manual indication of what the changes are and where they occur. New data cards are prepared and the functional deck updated by the removal of obsolete cards and the insertion of new cards. From this point on, the computer is again utilized to edit the functional deck, perform path identification/documentation, and calculate sensitivities for each WUC.

Block diagrams and other affected portions of the specific aircraft safety analysis report should be updated and revised pages issued that reflect these changes. Maintaining an accurate and updated model is important to obtaining an accurate assessment of the safety significance of hardware failures.

## F-15A MODEL DEVELOPMENT

The FSPT model for the F-15A aircraft was begun in October 1975. The total aircraft documentation was submitted for "GO-95" computer edit at SA/ALC in August 1976.

The aircraft flight manual and maintenance technical orders provided the information on aircraft system operation. The model developed represents F-15A aircraft configured to the latest time compliance technical orders (TCTOs) documented in the manuals supplied by SA/ALC. Table 4-1 lists the manuals and their revision status applicable to the developed model.

Because of the vulnerability of the functional logic/sensitivity documentation to such errors as omission of links, duplication of cards, and incorrect keypunching, quality review were conducted at various critical points in the model development. In addition to keypunch verification, each card was checked against the functional link shown on the original rough draft and the final functional diagram and the diagrammed link was checked off. Missing or duplicated functional links were thus identified. Work unit codes used in the model were checked off against the WUC manual to assure completeness.

The quality reviews were first conducted prior to computer verification of the aircraft deck by SA/ALC. Following computer verification, a second quality review was performed by representatives of SA/ALC and ARINC Research.

Appendix C presents the methods and standard used in documenting an FSPT aircraft model. Appendix D presents the FSPT documentation for the F-15A aircraft.

TABLE 4-1. F-15A SYSTEM DOCUMENTATION (Sheet 1 of 2)

Nomenclature	Title	Revision/Date
1F-15A-1	Flight Manual	Change 2, 15 December 1975
1F-15A-2-2-1	Basic Maintenance Information	Change 3, 1 February 1976
1F-15A-2-2-2	Ground Handling and Servicing	Change 4, 15 January 1976
1F-15A-2-5	Flight Control Systems	Change 4, 1 March 1976
1F-15A-2-6	Landing Gear, Nosewheel Steering, Arresting Hook, and Wheel Brake/Skid Control Systems	Change 2, 1 January 1976

TABLE 4-1. (Sheet 2 of 2)

Nomenclature	Title	Revision/Date
1F-15A-2-7	Hydraulic Power Supply Systems	Change 2, 15 December 1975
1F-15A-2-8	Air Conditioning, Pressurization, Windshield Clearing, Oxygen and Bleed Air Systems	Change 3, 1 February 1976
1F-15A-2-9	Engines and Engine Controls, Instruments, and Fire Protection Systems	Change 3, 1 April 1976
1F-15A-2-11	Engine Air Induction Systems	Change 2, 1 February 1976
1F-15A-2-12	Fuel Systems	Change 3, 1 March 1976
1F-15A-2-13	Weapons Control and Delivery System	Change 3, 15 February 1976
1F-15A-2-14	Gun System	Change 3, 1 November 1975
1F-15A-2-16-2	Central Computer Logic Diagrams	Change 1, 1 August 1975
1F-15A-2-17	Air Data, Instruments and Built-In-Test Systems	Change 3, 15 February 1976
1F-15A-2-18	Horizontal Situation Indicator, Inertial Navigation, and Attitude-Heading Reference Systems	Change 3, 1 February 1976
1F-15A-2-19	TACAN and Instrument Landing Systems	Change 3, 1 November 1975
1F-15A-2-20	Automatic Flight Control System	Change 3, 1 March 1976
1F-15A-2-21	Communications and Automatic Direction Finder Systems	Change 1, 15 August 1975
1F-15A-2-24	Head Up Display System	Change 4, 15 January 1976
1F-15A-2-26	Lighting Systems	Change 2, 15 February 1976
1F-15A-2-27	Electrical Power Supply System	Change 2, 1 March 1976
1F-15A-06	Work Unit Code Manual	Change 2, 1 March 1976

APPENDIX A  
HISTORICAL SUMMARY OF FSPT

## HISTORICAL SUMMARY OF FSPT

In 1965, the desirability and practicability of quantifying the significance of specific equipment malfunctions relative to flight safety was explored in a feasibility study conducted by ARINC Research Corporation for the Air Force. The feasibility of a safety-quantification approach, which has subsequently become known as Flight Safety Prediction Technique (FSPT), was demonstrated; and the method was developed and refined in a series of studies, as follows:

<u>Study Phase</u>	<u>Subject/Date</u>	<u>Sponsor*/Publication No.</u>
I	Feasibility Study, September 1965 to June 1967 (Phase I)	Sacramento Air Materiel Area (SMNE), Contract AF09(603)62335, SM-67-2; publication 705-01-1-777
II-A	Technique Development, October 1967 to July 1968 (Phase II-A)	San Antonio Air Materiel Area (SANEW), Contract AF09(603)-67-A-0267-SA01; publication 734-01-1-895
II-B	Technique Development, July 1968 to July 1969 (Phase II-B)	San Antonio Air Materiel Area (SANEW), Contract F09(603)-68-A-0317-SA01; publication 754-01-1-985 (Revision 1)
	FSPT System Documentation for the F-4C and T-37 Aircraft, October 1970 to June 1971	San Antonio Air Materiel Area (MMER) Contract F41608-71-C-0576; publication 697-01-1-1118

In the Phase II-B study, the FSPT was applied to the F-106 aircraft. Concurrent with Phase II-B, the U. S. Naval Safety Center contracted ARINC Research to extend the methodology to produce a flight safety criticality model for the F-4J aircraft. The results of this effort are documented in ARINC Research Publication 753-01-3-982 (Revision 1).

In 1970, ARINC Research was contracted to develop suitable input data to permit the application of the technique to the T-37 and F-4C aircraft. These data were derived in the form of mathematical model functional documentation as input to the basic computer program developed and applied to the F-106.

In 1972, ARINC Research Corporation was awarded a contract, with the subsequent modifications in 1973 and 1974, to apply the Flight Safety Prediction Technique to 15 aircraft, working jointly with cognizant Air Logistics Centers. Aircraft to which the FSPT has been applied under this latter contract (F09603-72-A-1132-SA01) include:

- a. T-38
- b. F-111A and FB-111A

\*The office symbols of Service Engineering at the Sacramento and San Antonio Air Materiel Areas are now SM/ALC/MME and SA/ALC/MME, respectively.

- c. A-7D
- d. F-4D, E; RF-4C
- e. C-141
- f. A-37
- g. O-2
- h. OV-10
- i. B-52G, H
- j. C-130E
- k. KC-135
- l. C-5A
- m. T-39
- n. F-15
- o. UH-1N Helicopter\*

\*Feasibility study of adaptation of FSPT to rotary-wing aircraft.

APPENDIX B  
FORMULATION OF CRITICALITY-ASSESSMENT TECHNIQUE

## FORMULATION OF CRITICALITY-ASSESSMENT TECHNIQUE

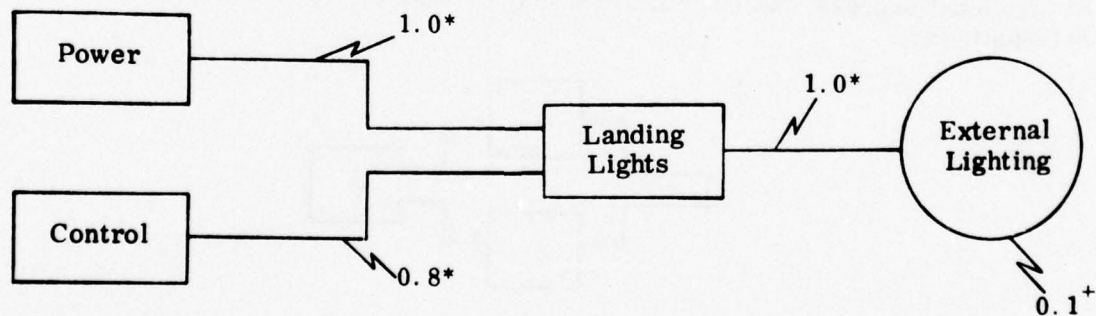
To implement the basic safety model defined in Section 2.2, it is necessary to develop a submodel for the probability that a malfunction in element  $j$  during mission phase  $k$  will result in an accident. This submodel in turn requires that we estimate two parameters: the probability of accident if a major function is not available during each mission phase, and the dependence of the major function on element  $j$  during each mission phase.

The first parameter is termed "functional sensitivity" and is estimated for each major function. The functional analysis performed in this task established for an aircraft the following hierarchal scheme:

- Aircraft
- Primary functions
- Major functions
- Function
- Elements (Work Unit Codes)

A primary function would be one such as Flight Control. Major functions under Flight Control would include Pitch Control and Yaw Control.

The second parameter, "link dependency," is a vehicle for showing the influence of each functional-path element on the performance of a major function. For example, if the major function being considered is External Lighting, the following diagram illustrates the nature of functional sensitivity and link dependency values.




\*Link dependencies  
+Functional sensitivity

The 0.8 value means that failure of the Control function will result in loss of the Landing Light function 80% of the time. The 0.1 functional sensitivity value denotes that loss of external lighting will result in an accident 10% of the time. The values must be interpreted in a proportional sense, in that the actual accident probability is dependent upon external factors (see Section 3.2.3).

The remainder of this appendix discusses the procedures and model used to obtain element sensitivities; e.g., in the above example, the accident probability given that a Work Unit Code in the Control function malfunctions.

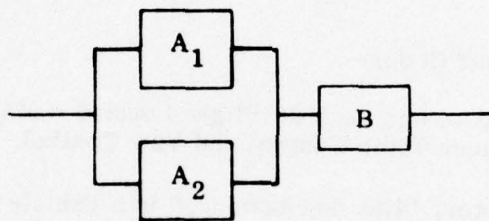
Three principal types of functional relationship--series, redundant, and parallel--were identified as representing the major forms to consider in modeling element sensitivity.

**Series Relationship** -- A function having only one input. Schematically,



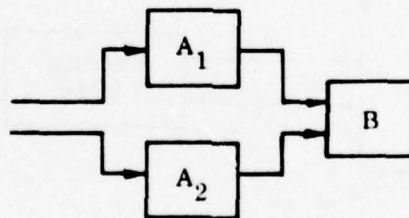
which indicates that outside of its own elements, the success of function B is only affected by the success of function A.

**Functional Redundancy** -- A function having one or more backup functions that can provide the required inputs to successor functions. Schematically,



where  $A_1$  and  $A_2$  represent a functional redundancy in that either may provide the necessary input to B.

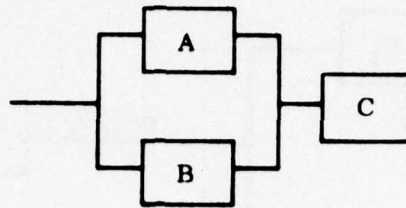
**Parallel Functions** -- Two or more functions independent of each other in terms of functional success, but each of which may be required for a successor function. Schematically,



B will generally require both  $A_1$  and  $A_2$ ; but  $A_1$  does not depend on  $A_2$ , nor does  $A_2$  depend on  $A_1$ .

In some cases the distinction between functional redundancy and parallel paths is very slight, and may depend on mission phase. For example the four engines of a plane can be considered to be a redundant configuration providing inputs to the primary propulsion function during cruising, but would generally be considered to be parallel functions during takeoffs requiring full power.

In general, given a schematic relationship of the form,




we can say that A and B are in a functionally redundant configuration if the success probability of C is the same if 1) A and B are successful, 2) A only is successful, or 3) B only is successful. If, for example, C is more likely to be successful if both A and B are successful, rather than A or B alone, then the relationship is one of parallel paths.

It is noted that the model will also account for element redundancy and parallel elements through inputs such as  $P(\bar{A}|i_a)$ , representing the probability that the A<sup>th</sup> function fails given that the  $i_a^{\text{th}}$  element in A has failed. If  $i_a$  is a parallel element, the probability would depend on mission requirements and other parallel-element states.

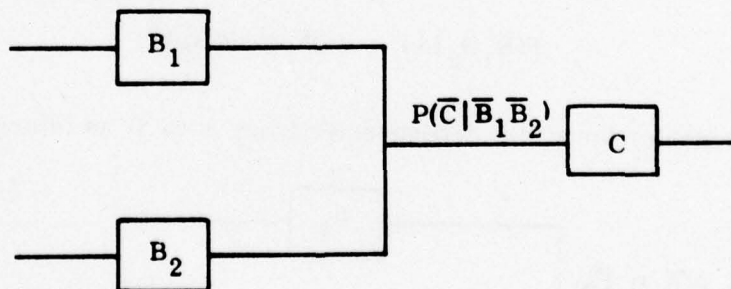
Link dependency is the conditional probability of a functional failure, given the failure of immediate predecessor functions. The link dependencies applicable to the three basic designs defined above are shown below.

Series Relationship

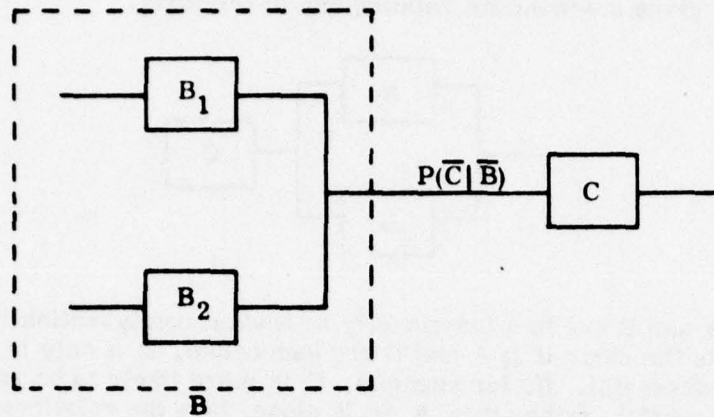


Link dependency =  $P(\bar{B}|\bar{A})$  = probability that B fails given that A fails.

Functional Redundancy

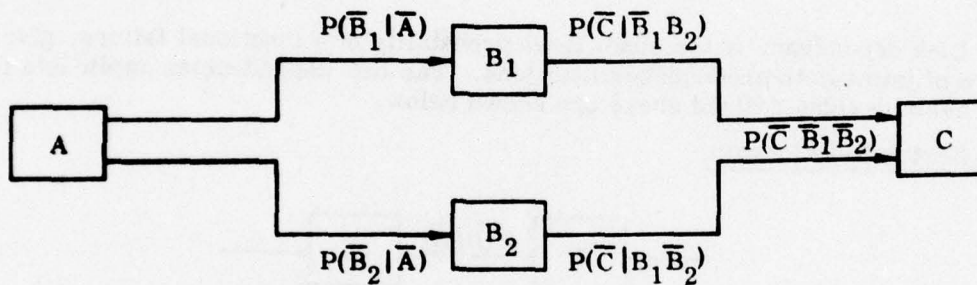


equivalent to



where  $\bar{B} = \bar{B}_1 \bar{B}_2$

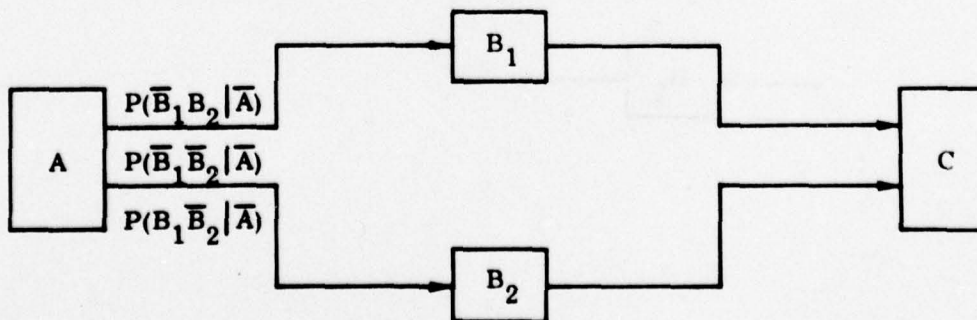
Parallel Functions



We shall generally assume that the dependencies of  $B_1$  with respect to  $A$ , and of  $B_2$  with respect to  $A$ , are independent of each other, so that

$$P(\bar{B}_1 \bar{B}_2 | \bar{A}) = P(\bar{B}_1 | \bar{A}) P(\bar{B}_2 | \bar{A})$$

We then can consider three link dependencies from  $A$  to  $B$  as follows:



noting that

$$P(\bar{B}_1|\bar{A}) = P(\bar{B}_1 B_2|\bar{A}) + P(\bar{B}_1 \bar{B}_2|\bar{A})$$

$$P(\bar{B}_2|\bar{A}) = P(B_1 \bar{B}_2|\bar{A}) + P(\bar{B}_1 \bar{B}_2|\bar{A})$$

Models are shown below for determining the sensitivity of elements within a function for each of the three basic designs. The following basic assumptions apply:

- a. Except for cases where an element has a redundant or parallel counterpart or is located in a function with a redundant or parallel function, only the element under consideration shall be assumed to have failed initially. Thus the expression  $P(A|i_a)$ , representing the accident probability given failure of the  $i^{\text{th}}$  Work Unit Code element, is based on the assumption that no other element has failed unless element  $i$  is in some redundant or parallel configuration. For cases in which there are redundant or parallel counterparts, failures of such counterpart elements or functions are considered in accordance with their occurrence probabilities.
- b. The success of all immediate predecessors ensures the success of a function, provided that the function experiences no element failures. Thus for the series function relationship



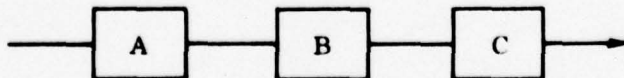
we assume

$$P(\bar{B}|A) = 0,$$

provided B experiences no element failures. If an element in function A is under consideration, the latter provision is always true by assumption "a."

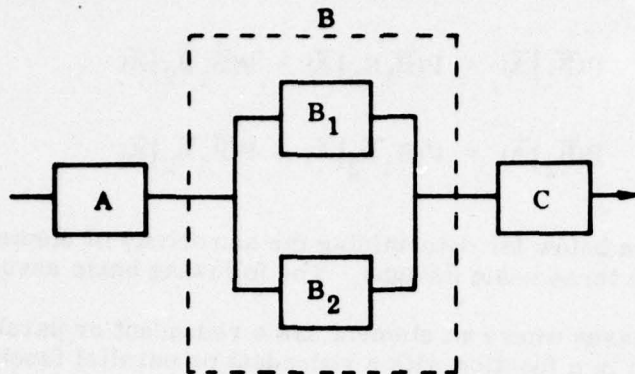
The element sensitivity models are:

Series Relationship



$$P(A|i_a) = P(\bar{A}|i_a)P(\bar{B}|\bar{A})P(\bar{C}|\bar{B})P(A|\bar{C})$$

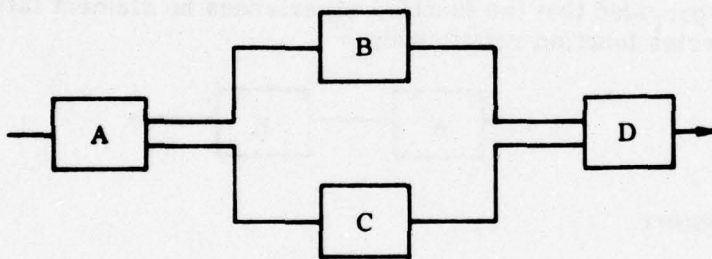
Functional Redundancy



$$P(\mathcal{A}|i_a) = P(\bar{\mathcal{A}}|i_a)P(\bar{\mathcal{B}}|\bar{\mathcal{A}})P(\bar{\mathcal{C}}|\bar{\mathcal{B}})P(\mathcal{A}|\bar{\mathcal{C}})$$

$$P(\mathcal{A}|i_{b1}) = P(\bar{\mathcal{B}}_1|i_{b1})P(\bar{\mathcal{B}}_2)P(\bar{\mathcal{C}}|\bar{\mathcal{B}})P(\mathcal{A}|\bar{\mathcal{C}})$$

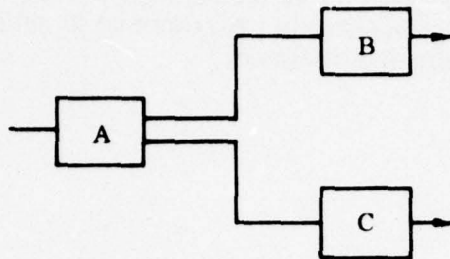
Parallel Functions



$$P(\mathcal{A}|i_a) = P(\bar{\mathcal{A}}|i_a) \{ P(\bar{\mathcal{B}}\bar{\mathcal{C}}|\bar{\mathcal{A}})P(\bar{\mathcal{D}}|\bar{\mathcal{B}}\bar{\mathcal{C}}) + P(\bar{\mathcal{B}}\bar{\mathcal{C}}|\bar{\mathcal{A}})P(\bar{\mathcal{D}}|\bar{\mathcal{B}}\bar{\mathcal{C}}) \\ + P(\bar{\mathcal{B}}\bar{\mathcal{C}}|\bar{\mathcal{A}})P(\bar{\mathcal{D}}|\bar{\mathcal{B}}\bar{\mathcal{C}}) \} P(\mathcal{A}|\bar{\mathcal{D}})$$

$$P(\mathcal{A}|i_b) = P(\bar{\mathcal{B}}|i_b) \{ P(\bar{\mathcal{C}}|i_b)P(\bar{\mathcal{D}}|\bar{\mathcal{B}}\bar{\mathcal{C}}) + P(\mathcal{C}|i_b)P(\bar{\mathcal{D}}|\bar{\mathcal{B}}\bar{\mathcal{C}}) \} P(\mathcal{A}|\bar{\mathcal{D}})$$

A case not explicitly included in the above three basic functional relationships is one for which a function is in two paths, e. g.,



then

$$P(A|i_a) = P(\bar{C}|i_a)P(B|i_a)P(A|\bar{C}B) + P(C|i_a)P(\bar{B}|i_a)P(A|C\bar{B}) \\ + P(\bar{C}|i_a)P(\bar{B}|i_a)\{1 - P(\bar{A}|\bar{C})P(\bar{A}|\bar{B})\}$$

where it is assumed that the effects of loss of the major functions in accident occurrence are independent of each other.

#### Use of Numerical Provisory Factors for Partially Redundant Systems

The numerical provisory factors (see Table 3-1) are used where more than two identical functions are involved in a redundancy. For example, aircraft with more than two engines often have identical and independent systems for hydraulic pressurization, and for electrical power generation, one driven by each engine. If the aircraft can be operated safely with one or more of such systems in a failed state, one of the numeric codes is utilized in assigning link dependency values. Consider, for example, the following:

If  $N$  identical and independent units\* are available and at least  $M$  are required for safe operation, where  $0 < M < N$ , then the provisory factor of a given unit, say  $U_j$ , is the probability that the failure of  $U_j$  will cause the aircraft to enter an unsafe state. This is the probability that exactly  $M-1$  of the remaining  $N-1$  units will be in an unfailed state. This probability can be calculated by the formula for the binomial distribution, and is given by

$$P(U_j) = \binom{N-1}{M-1} p^{(M-1)} q^{(N-M)}$$

where  $P(U_j)$  = probability that failure of the  $j^{\text{th}}$  unit will cause the aircraft to enter an unsafe state, and

$M$  = Number of units required

$N$  = Number of units available

$p$  = Probability that a single unit will be in an unfailed state

$q$  = Probability that a single unit will be in a failed state or  $(1-p)$

\*Units may be either elements, element assemblies, or functions.

Assignment of link dependencies to N identical and independent units of which only M are required proceeds as follows. The value assigned to each unit is the dependency of the higher level function on receiving an output from M of the units (usually 1.0). The provisory factor is the appropriate numeric code. In the evaluation of the path sensitivity, the computer is programmed to select the binomial formula that corresponds to the provisory factor listed.

APPENDIX C  
FSPT DOCUMENTATION METHODS

## FSPT DOCUMENTATION METHODS

Because of the extreme complexity of aircraft, it is necessary to develop a computerized method to identify and document all possible paths associated with each function as well as to determine the safety sensitivity associated with each path. A computer routine has been devised that takes the data from the functional card deck and traces and documents all paths. For each WUC, it also computes the flight-phase sensitivities for each path in which the WUC is present. The resulting computer printout provides a combined functional path sensitivity.

### C.1 ALPHA CODING

As each system of the aircraft is functionally diagrammed, the functional blocks are assigned an "alpha code". This code aids the analyst in the bookkeeping tasks of functional diagramming and provides the computer with an identification of the elements to be processed. For standardization among aircraft, nine top-level functions have been defined and each has been assigned an initial or first-alpha designator. Each block in the functional diagram carries the same initial alpha as the top level function. Subsequent letters added to the initial alpha uniquely identify each block.

The only restrictions placed on the assignment of alpha codes are that:

- a. All characters in a code must be a letter of the alphabet, and
- b. The maximum number of characters in one code is seven.

### C.2 ALPHA CODING AND COMPUTER PROGRAM COMPATIBILITY

Additional rules for alpha coding required to obtain the desired results from computer processing include:

- a. When a WUC item operates in the same mode to perform more than one function, the same alpha code is used in each application.
- b. When a WUC item operates in a different mode to perform each of more than one function, a different alpha designator is assigned for each operating mode.

### C.3 FUNCTIONAL TABULATION

The "Flight Safety Functional Tabulation" sheet is used to code the safety model for keypunching. The sheets are coded as follows (refer to Figure C-1) for an example).

- a. Columns 1 through 3. Used to identify the aircraft represented by the model. For certain aircraft modeled under this contract more than one model - designation series MDS - was included. For instance, a single functional deck was created for four MDSs of the F-4 aircraft. Cards with "F4~~ø~~"\* in columns 1-3 were common to all aircraft. For example,

\*~~ø~~ = blank

ID	NAME	DESC	ALPHA		REF 1	ALTERNATE FUNCTION		MODALITY NAME	
			1	2		1	2	1	2
01	LIFT AUGMENTATION (FLAPS)								
02	FLIGHT CONTROL		F		F			DA	AC
03	LIFT AUGMENTATION		FA		FA			DA	AC
04	FLAP POSITIONING		FAB		FAB			DA	AC
05	WING FLAP ASSEMBLY (2)		FABA						
06	FLAP HONEYCOMB	14511	FABB						
07	SKIN	14512	FABC						
08	HINGE CASTING	14513	FABP						
09		14514							
10									
11									
12									
13									
14									
15									
16									
17									
18									
19									
20									
21									
22									
23									
24									
25									
26									
27									
28									
29									
30									
31									
32									
33									
34									
35									
36									
37									
38									
39									
40									
41									
42									
43									
44									
45									
46									
47									
48									
49									
50									


FLIGHT SAFETY FUNCTIONAL TABULATION  


Figure C-1. Flight Safety Functional Tabulation

when these cards are combined with those carrying "F4E" in columns 1-3, then it produces an F-4E FSPT model deck.

- b. Columns 4 through 31. Contain the title of the function or the WUC item.
- c. Columns 32 through 36. Contain the left-justified WUC number.
- d. Columns 37 and 38. Blank
- e. Columns 39 through 46. Contain the assigned alpha designator for the function and/or the WUC. Column 39 contains either an L or an R, or is blank. The L and R designate left and right for those instances when the function and/or WUC pertains to the left or right side of the aircraft.
- f. Columns 47 and 48. Blank.
- g. Columns 49 through 55. Normally left blank, but are used after a deck is operational to substitute the data on a card for that stored in the computer by punching the line record number in this field.
- h. Columns 56 through 63. Identify the dependent functions for either the function or specific WUCs being coded. Column 56 may contain L, R or blank for the same purpose as that of column 39.
- i. Column 64. Contains the alphanumeric code of the "provisory factor" applicable to the link value assigned.
- j. Columns 65 through 69. Contain the alpha designator of a function that is an alternate for the function being coded. (Column 65 is used for "L" or "R" as in Column 39.) The presence of the "alternate alpha" flags the importance of the link dependency as being affected by the success probability of the alternate function.
- k. Column 70. Contains the work unit code dependency value (1 = 0.10; 2 = 0.20; ....A = 1.0). This value is applicable to all flight phases.
- l. Column 71. Contains special instructions to the computer through the use of letters F, S, or being blank. Cards with an "S" or "blank" in column 71 are used in sensitivity computations. Cards with an "F" document a functional relationships which, although present in the system, would produce an erroneous sensitivity value when combined with other nonindependent paths (having the same function in common at some higher level). The "F" prevents the computer from including the link in the sensitivity calculations.
- m. Columns 72 through 80. Contain functional dependencies for each of nine flight phases as described in Section 3.2.1 of the text. Coding is the same as for column 70.

#### C.4 DIAGRAM CONSTRUCTION

The diagrams produced under the contract document the functional inter-relationship of the aircraft systems considered in the model. In the interest of extending the useful life of the diagrams, WUC items are not shown, thereby eliminating the necessity of updating the diagrams with each (and sometimes frequent) change to the WUC manual.

As discussed earlier in this report, the diagrams represent the hierarchal structure of the paths from which the sensitivity values are derived. The diagrams, although consistent with the system schematic and reliability block diagrams, are not equivalent due to this hierarchal method of documentation. In the actual system, signals and/or fluids pass from one component to the next and are thus documented in schematics; conversely, the hierarchal approach only identifies the components that must operate to achieve a given function, independent of the direction and/or sequence of signal flow. This approach directly addresses the system impact of a component failure without the necessity of identifying the intrasystem secondary failures. Each line connecting functions on the diagram is documented by a punchcard, with the lower function providing the "alpha designator" and the higher function's alpha designator indicator as the "dependent function". \*

\*The card deck also documents functional relationships not shown on the diagram; the work unit codes (mentioned earlier) and the "S" cards discussed in paragraph C.3.1.

APPENDIX D  
FSPT DOCUMENTATION OF F-15A AIRCRAFT

## FSPT DOCUMENTATION OF F-15A AIRCRAFT

This appendix contains the functional relationship diagrams and a listing of the keypunch cards that comprise the F-15A aircraft FSPT safety model documentation.

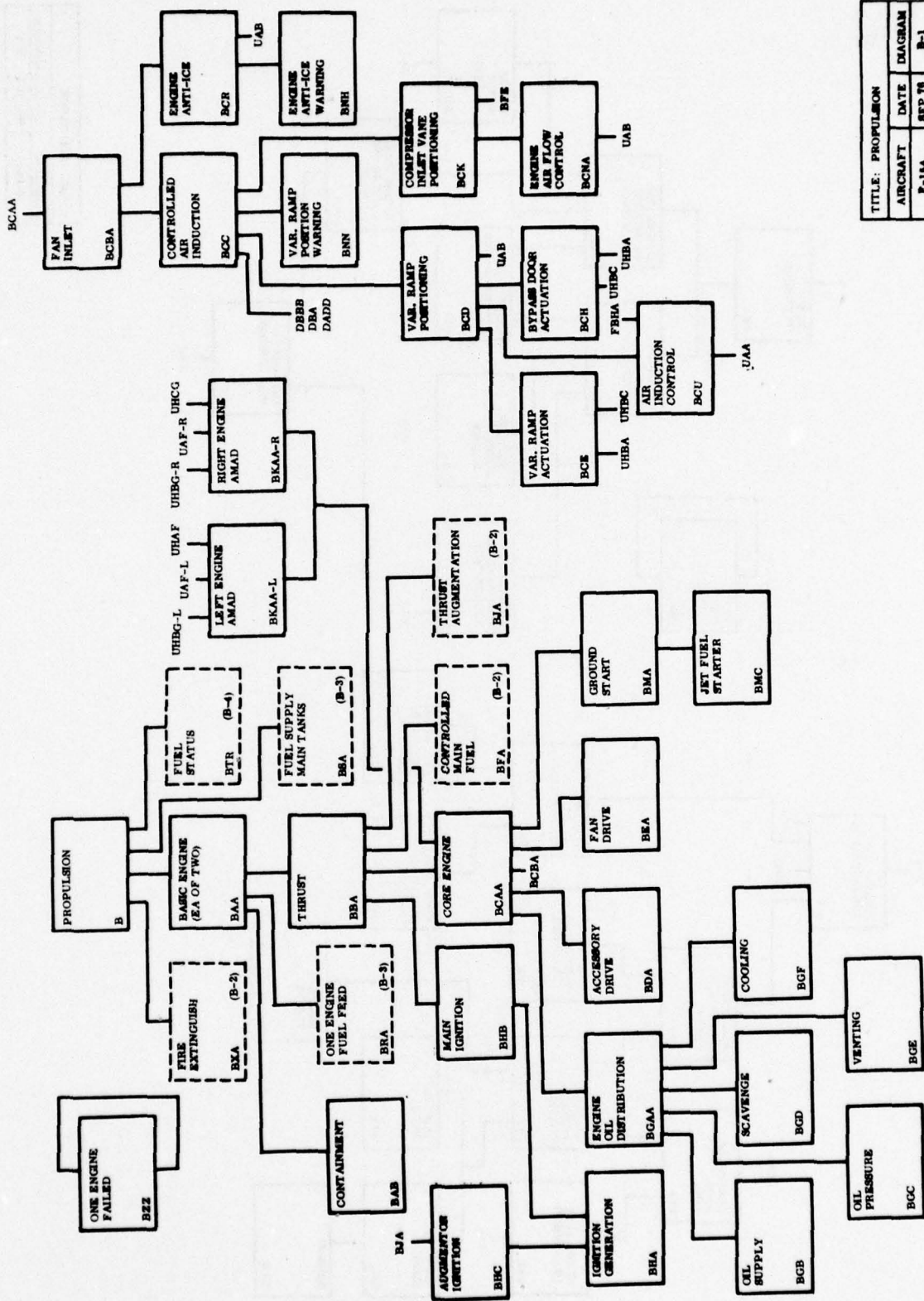
### D.1 DIAGRAMS

The diagrams illustrating the functional relationships considered in the F-15A safety model will be found on pages D-5 through D-27, and are listed below:

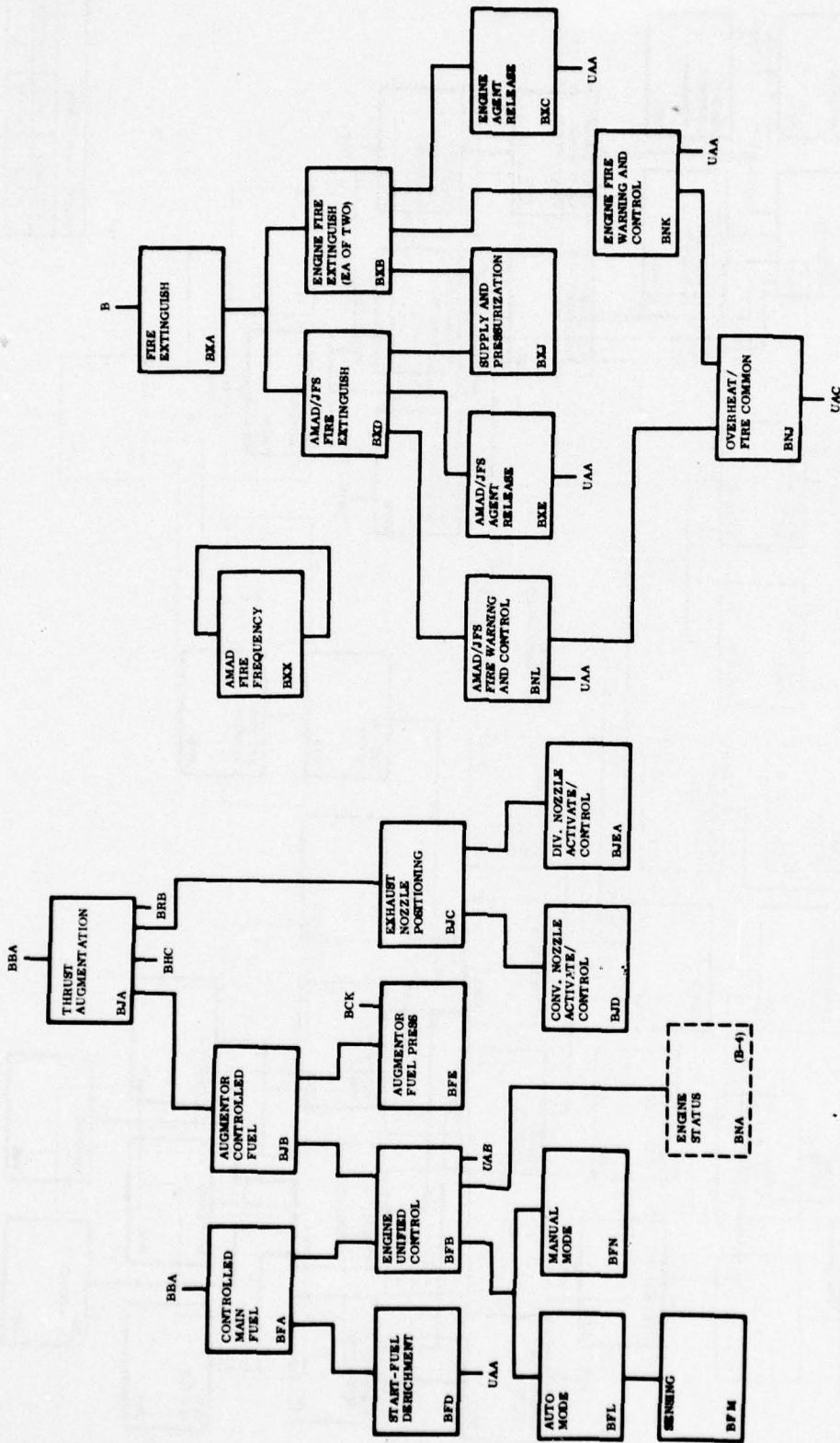
	<u>Page</u>
Propulsion	D-5
Communications/Navigation/Identification	D-9
Information and Display	D-11
Environmental Control	D-13
Flight Control	D-17
Ground Control	D-21
Mission Support	D-22
Landing Gear	D-24
Utilities (Electrical Power)	D-26
Utilities (Hydraulic)	D-27

### D.2 CARD LISTING

Pages D-29 through D-116 are a reproduction of the punchcard listing. The listing is alphabetical by "alpha designator", and the format is that of the 80-column punchcard itself as described in Appendix C. At the top of each page the card columns are printed vertically; for example, column 34 is printed "3".  
4



TITLE: PROPULSION			
AIRCRAFT	DATE	DIAGRAM	
F-16A	SEP 78	B-1	

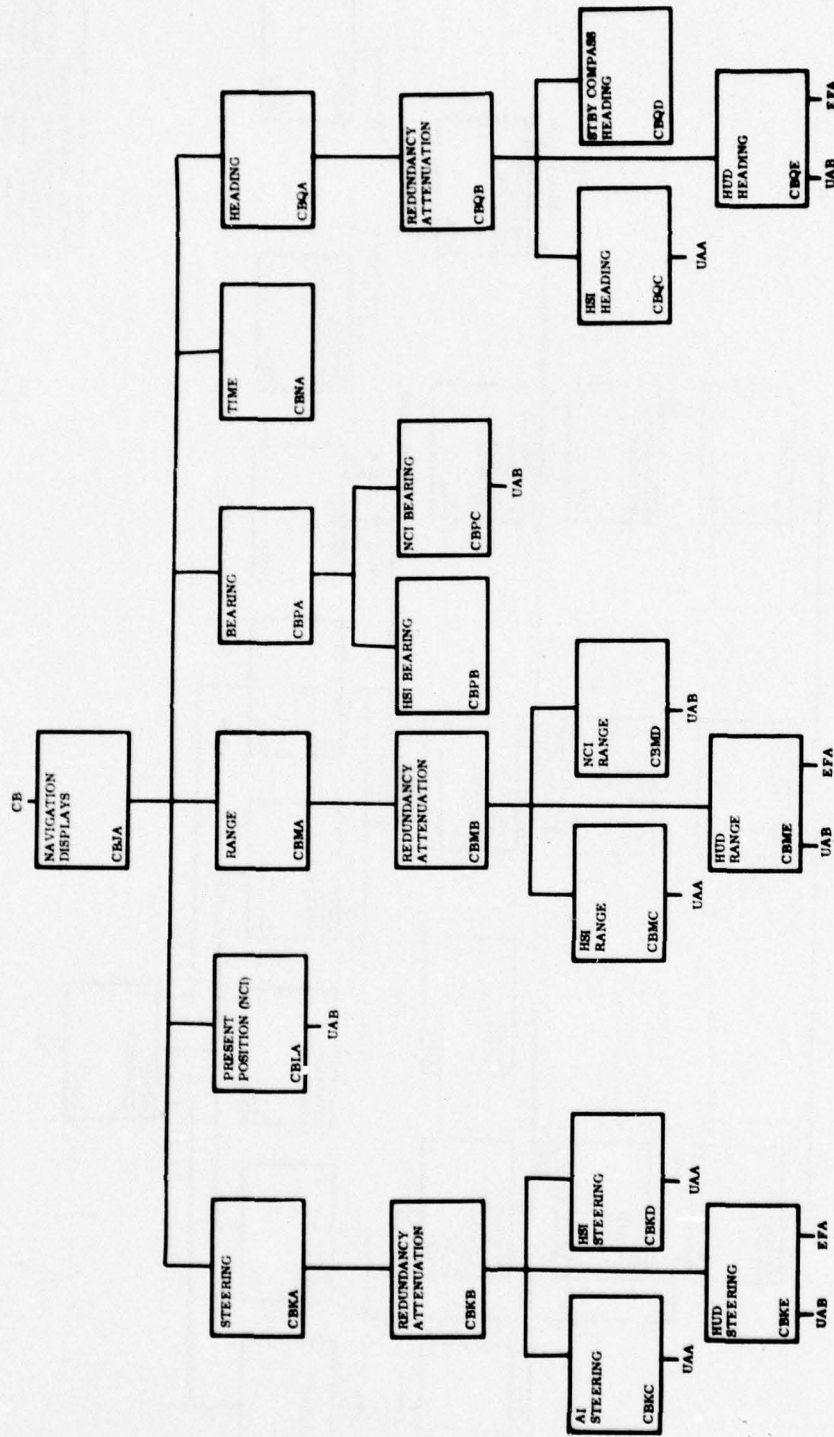


TITLE: PROPULSION		
AIRCRAFT	DATE	DIAGRAM
P-11A	SEP 76	D-1



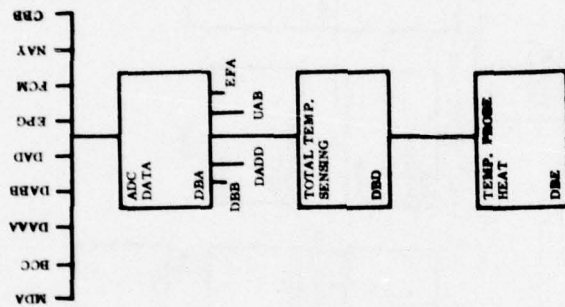




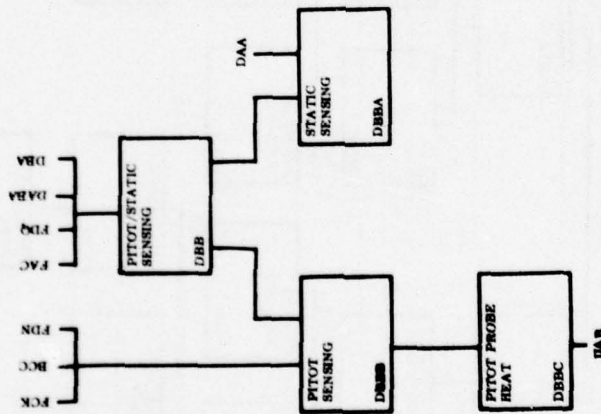


TITLE: COM/NAV/IDENT		
AIRCRAFT	DATE	DIAGRAM
F-15A	SEP 78	C-3

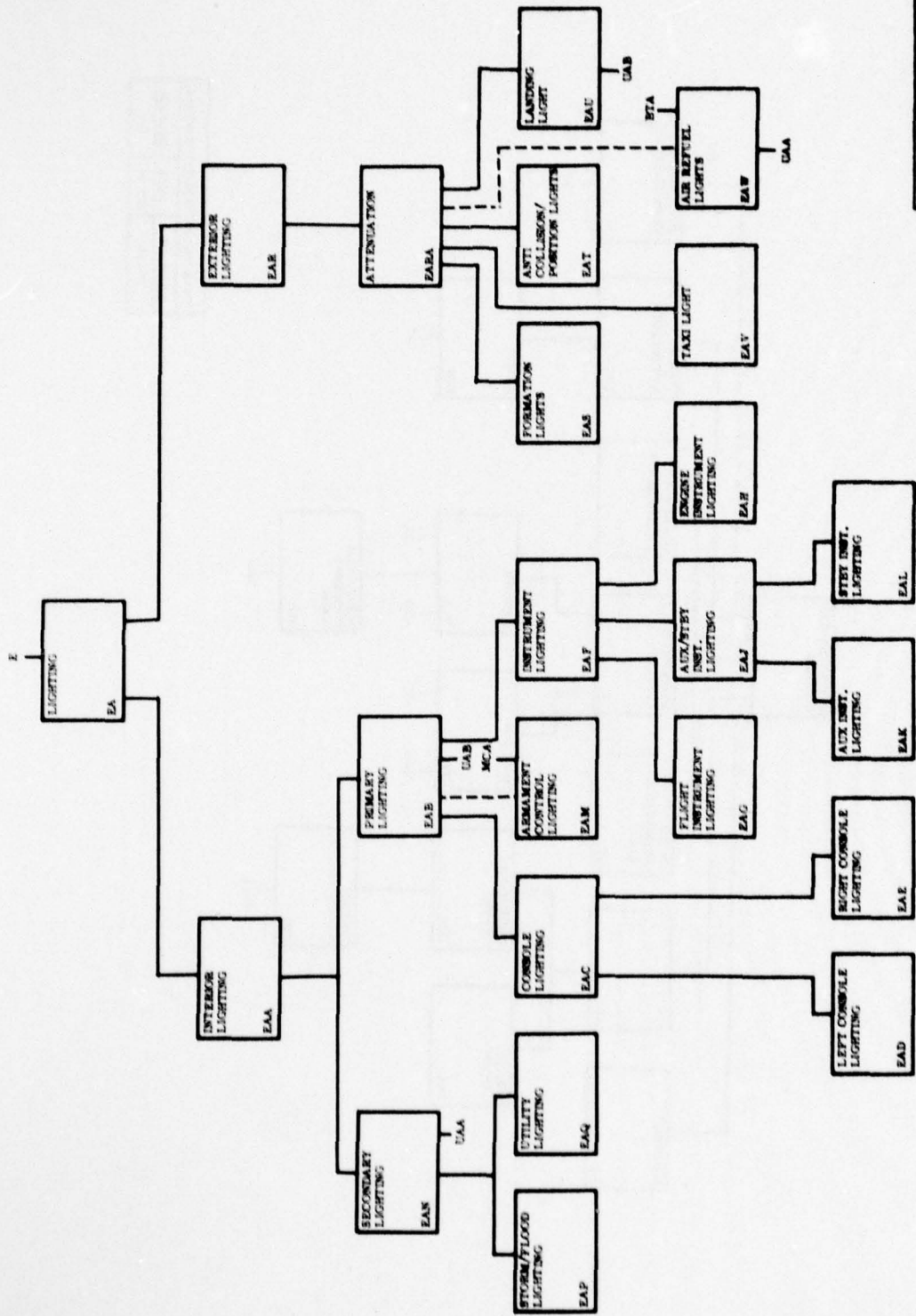




TITLE: INFO & DISPLAYS			
AIRCRAFT	DATE	DIAGRAM	
F-15A	SEP 68	D-2	

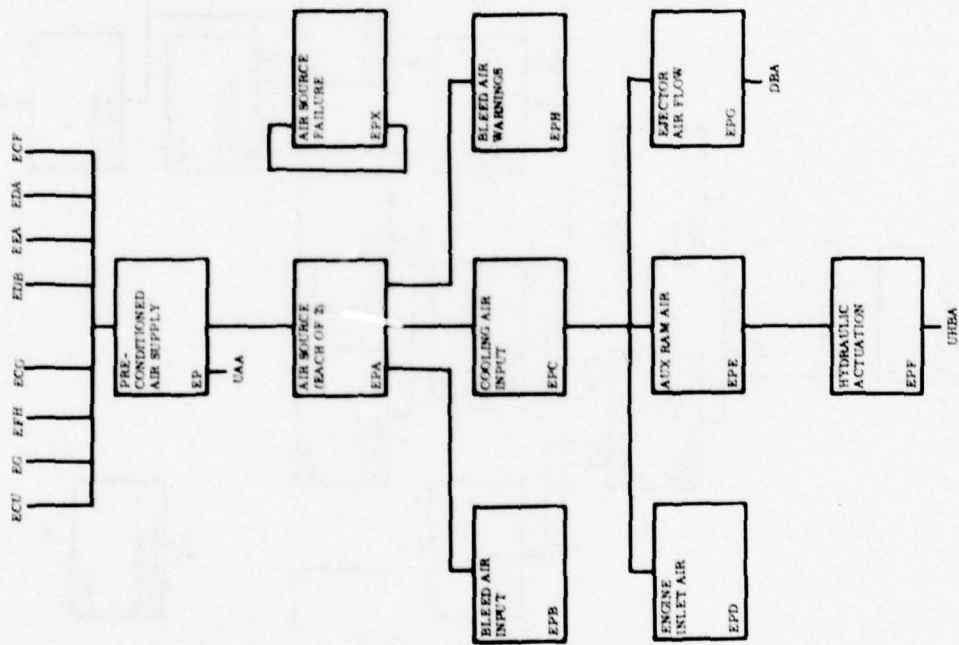






TITLE: ENVIRONMENTAL CONTROL			
AIRCRAFT	DATE	DIAGRAM	
F-11A	SEP 78	E-2	

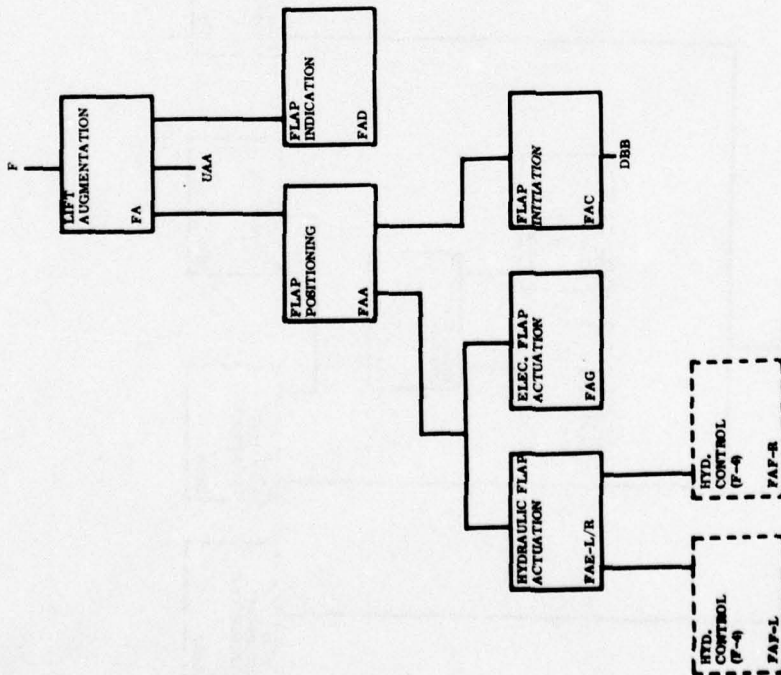
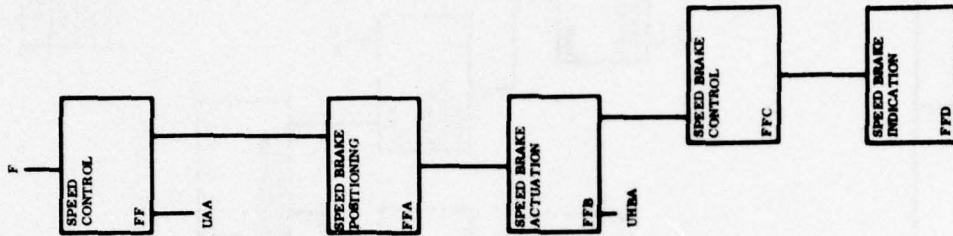




TITLE - ENVIRONMENTAL CONTROL		
AIRCRAFT	DATE	DIAGRAM
F-15A	SEP 76	E-4

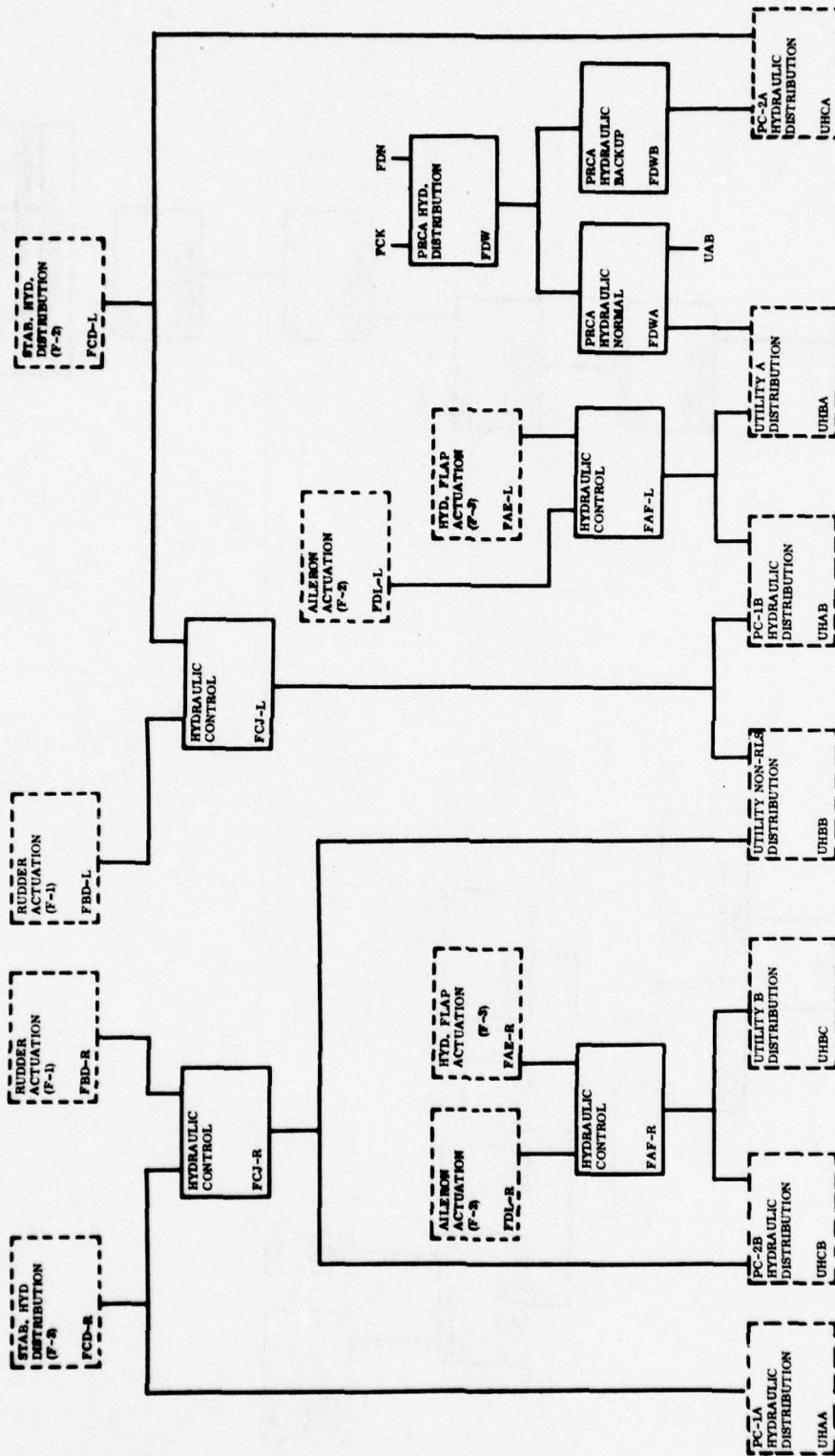




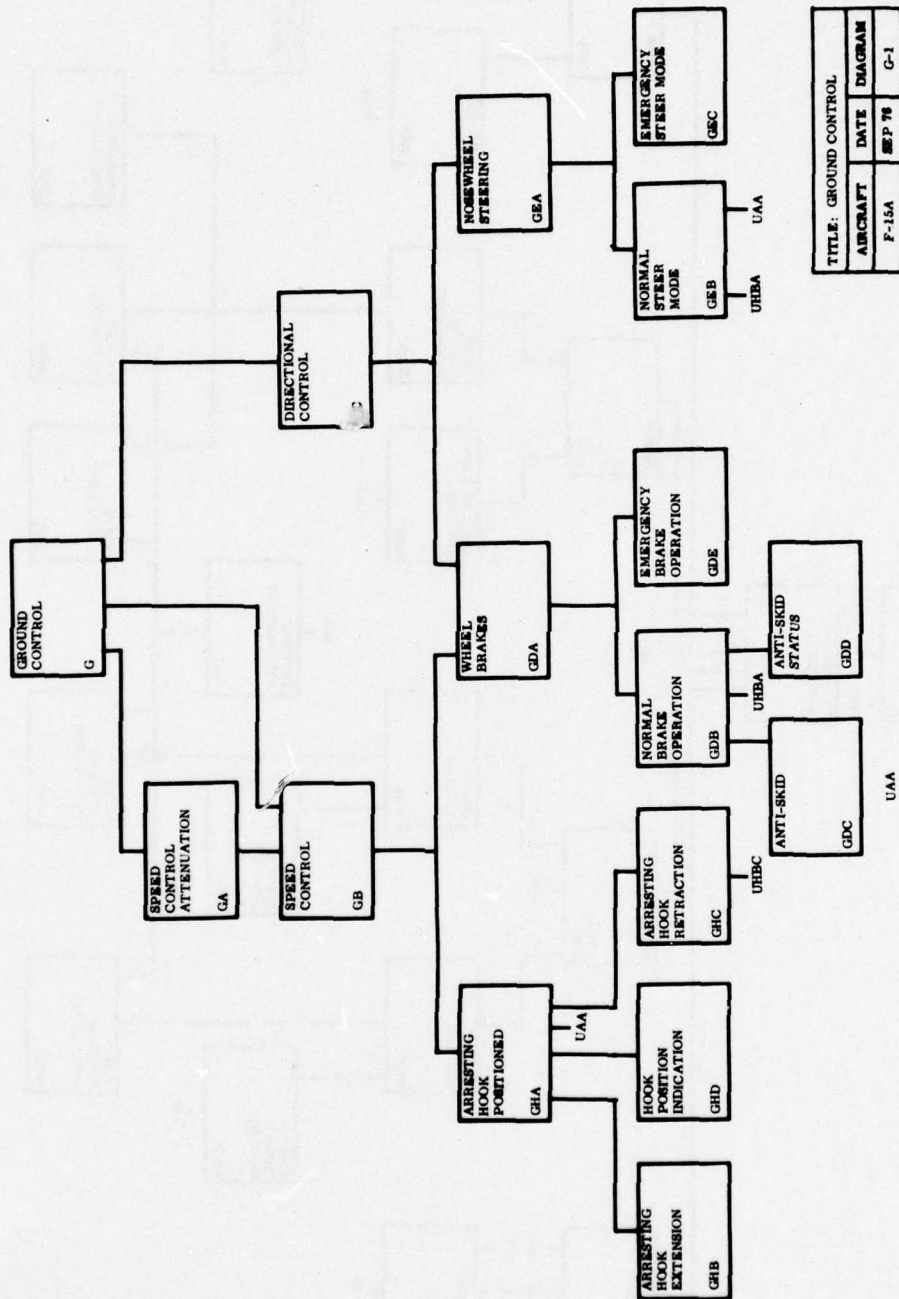


TITLE: FLIGHT CONTROL

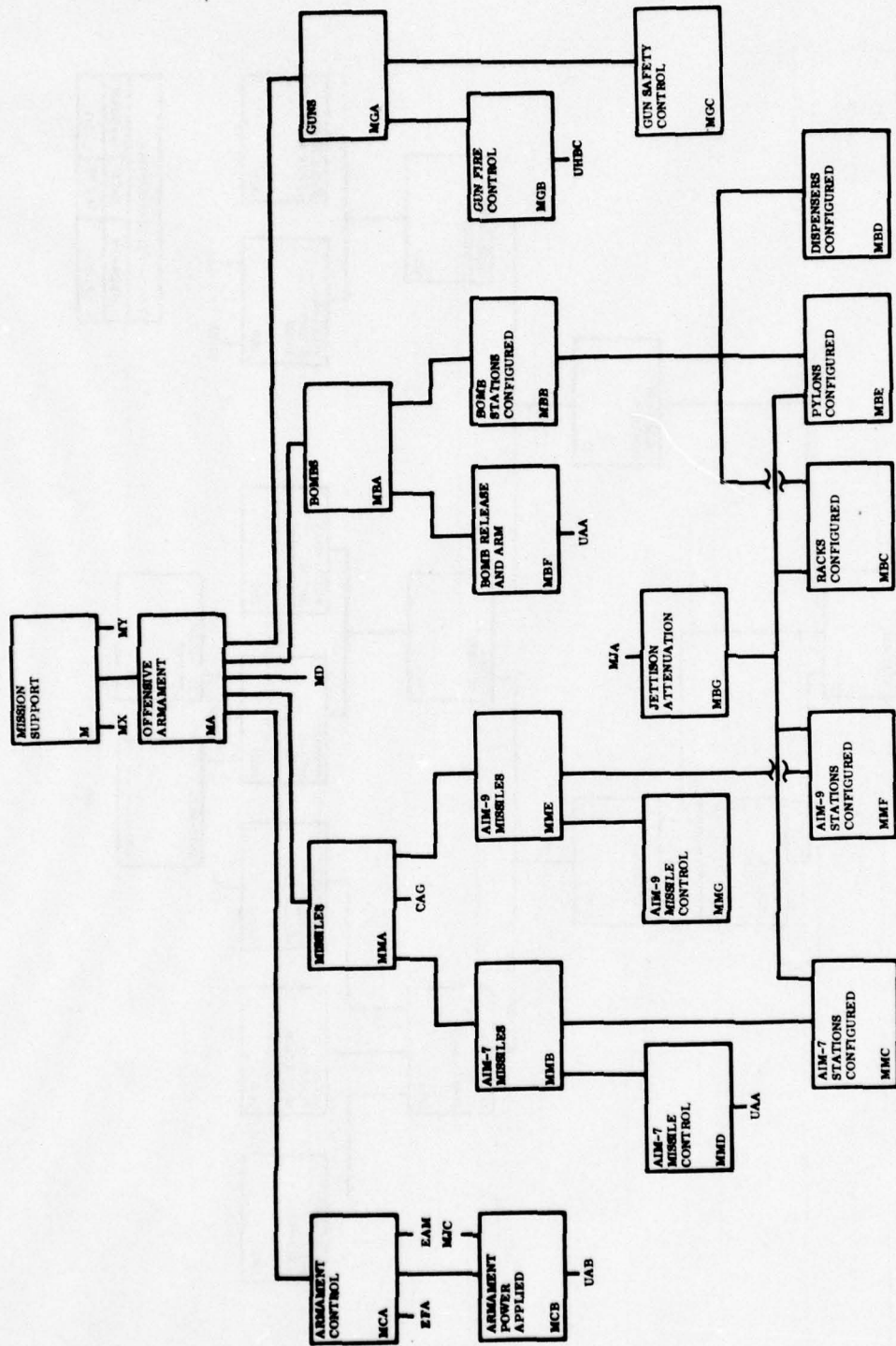
AIRCRAFT	DATE	DIAGRAM
F-11A	SEP 76	F-3



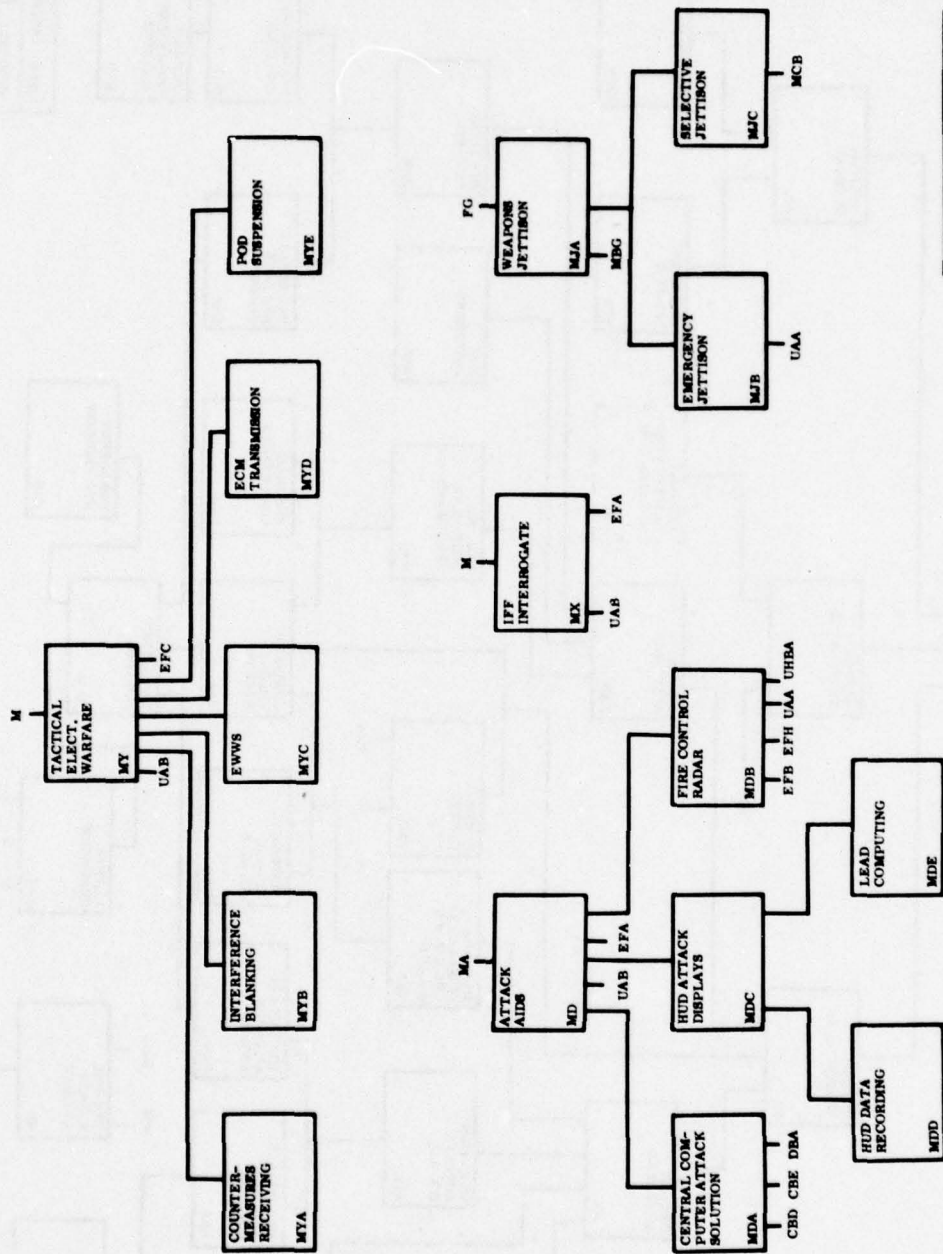
TITLE: FLIGHT CONTROL		
AIRCRAFT	DATE	DIAGRAM
F-15A	SEP 76	F-4



TITLE: GROUND CONTROL		
AIRCRAFT	DATE	DIAGRAM
F-15A	SEP 76	C-1

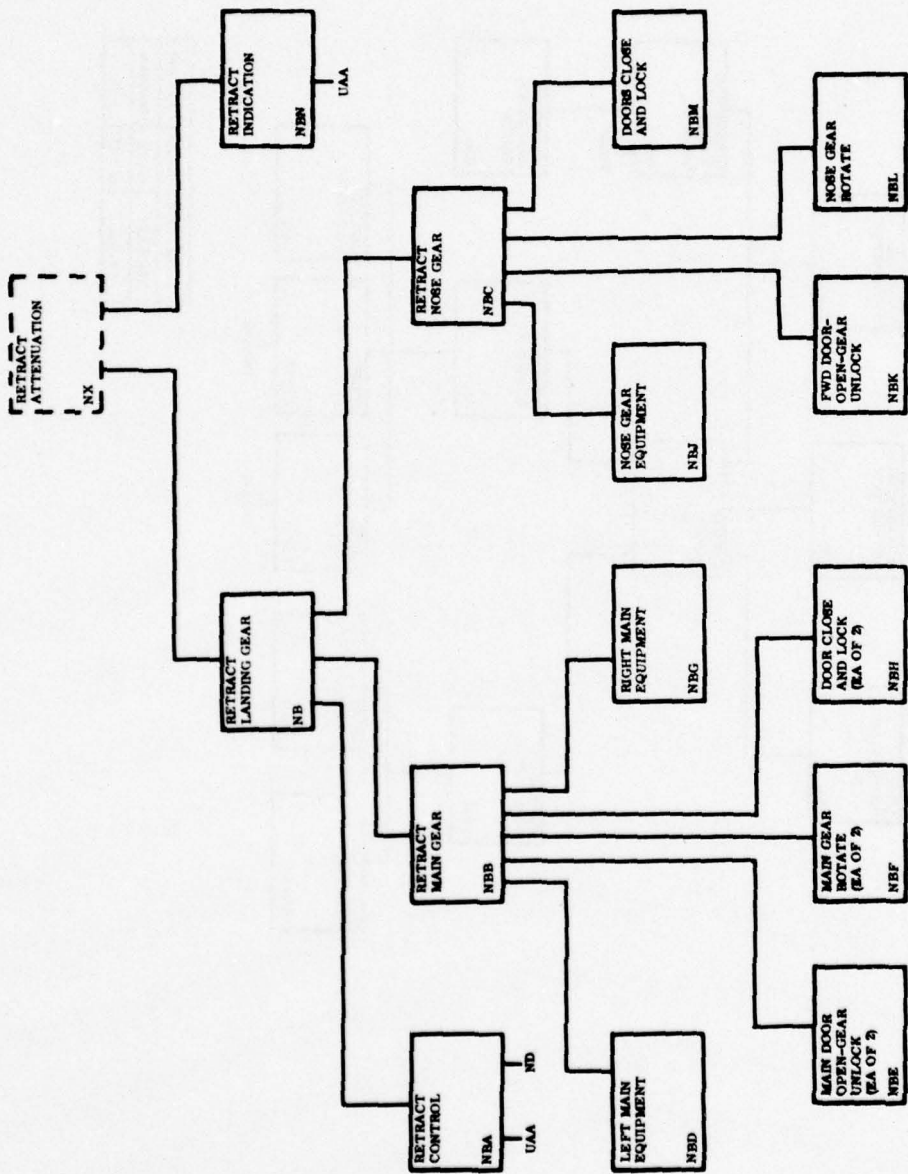


TITLE: MISSION SUPPORT		
AIRCRAFT	DATE	DIAGRAM
F-15A	SEP 76	M-1

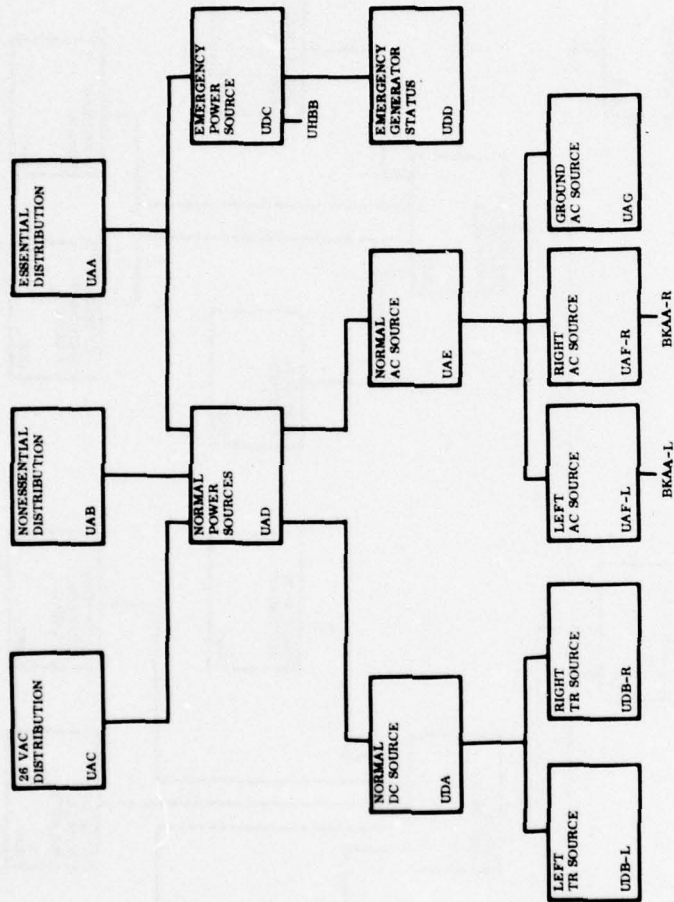


TITLE: MISSION SUPPORT		
AIRCRAFT	DATE	DIAGRAM
F-15A	SEP 76	M-2

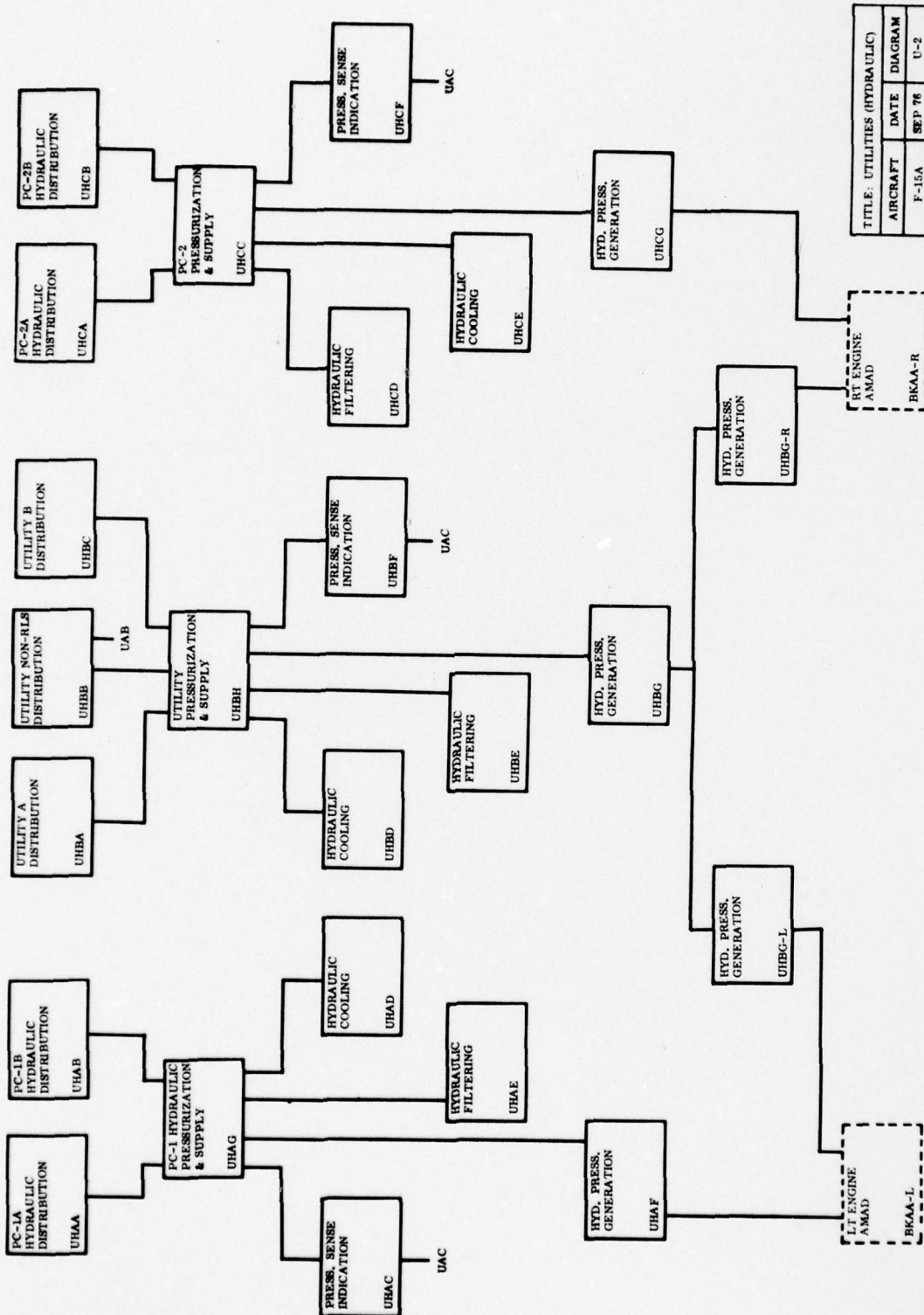




TITLE: LANDING GEAR			
AIRCRAFT	DATE	DIAGRAM	
F-15A	SEP 76	N-2	



TITLE: UTILITIES (ELECTRICAL)		
AIRCRAFT	DATE	DIAGRAM
F-15A	SEP 76	U-1



TITLE: UTILITIES (HYDRAULIC)		
AIRCRAFT	DATE	DIAGRAM
F-15A	SEP 76	U-2

PGG095.J1R1 DATE = 09/09/76

FLIGHT SAFETY PREDICTION TECHNIQUE

00000000111111112222222222333333333344444444445555555555666666666677777777778  
 12345678901234567890123456789012345678901234567890123456789012345678901234567890

PGG095.J1CC F-15A F15

F15 PROPULSION		B		AAAAA
F15	BASIC ENGINE XEA OF 2<	BAA	B	041111110
F15	BASIC ENGINE XEA OF TWO<	BAA	B	0AAAAAA0
F15	BASIC ENGINE XEA OF TWO<	BAA	K BZZ	SAAAAA
F15	CONTAINMENT	BAB	FAA	AAAAA
F15	ENGINE MOUNTING SYSTEM	23100	BABA	BAB
F15	ENGINE MOUNT, MAIN	23100	BABB	BAB
F15	ADAPTER, ENG MOUNT-TO-ENG	2310E	BABC	BAB
F15	BRACKET, ENG MOUNT, FWD	2310F	BABD	BAB
F15	PIN, QUICK RELEASE, FWD	2310H	BABE	BAB
F15	BRACKET, ENG MOUNT, SIDE	2310J	BABF	BAB
F15	LINK, ENG MOUNT, SIDE	2310K	BABG	BAB
F15	PIN, QUICK RELEASE, SIDE	2310L	BABH	BAB
F15	LINK ENG MOUNT FWD	2310G	BABJ	BAB
F15	THRUST		BBA	BAA
F15	CORE ENGINE		BCAA	RBA
F15	CORE ENGINE		BCAA	LRKAA
F15	CORE ENGINE		BCAA	RBKAA
F15	DUCT, COMPRESSOR, 3RD STA	23BAA	BCAAA	BCAA
F15	SUPPORT, NO 2 BRG	23BAC	BCAAB	BCAA
F15	SHIELD, HEAT, NO 2 BRG	23BAH	BCAAC	BCAA
F15	BRG & CPL ASSY, NO 2 BRG	23BBA	BCAAD	BCAA
F15	SEAT, NO 2 BRG SEAL, REAR	23BBC	BCAAE	BCAA
F15	BRG, BALL, AN, FLG NO 2	23BRD	BCAAF	BCAA
F15	SEAT, NO 2 BRG SEAL, FRONT	23BBF	BCAAG	BCAA
F15	COUPLING, TB SHAFT	23BBG	BCAAH	BCAA
F15	SUPPORT, NO 3 BRG	23BBJ	BCAAK	BCAA
F15	HOUSING, NO 2 BRG	23BBK	BCAAL	BCAA
F15	SUPPORT, NO 2 & 3 BRG SEAL	23BCK	HCAAM	BCAA
F15	SEAT, NO 3 BRG SEAL, FRONT	23BCB	HCAAN	BCAA
F15	BEARING & GEAR ASSY, NO 3	23BEA	BCAAP	BCAA
F15	GEARSHAFT, BEV, G-BOX DR, BLL	23BEB	BCAAQ	BCAA
F15	BEARING, BALL, AN, FLG, NO 3	23BEC	BCAAR	BCAA
F15	SEAT, NO 3 BRG SEAL, REAR	23BEA	BCAAS	BCAA
F15	SUPPORT, NO 3 BRG SEAL	23BEF	BCAAT	BCAA
F15	RING, AIR SEALING, NO 3 BRG	23BEJ	BCAAU	BCAA
F15	VANE, COMP STATOR, 3RD STAGE	23BEK	BCAAV	BCAA
F15	RING, AIR SEAL, COMP INLET	23BEF	HCAAW	BCAA
F15	VANE, REAR COMPRESSOR	23BEH	BCAAX	BCAA
F15	BEARING ASSY, COMPRESSOR	23BEI	BCAAY	BCAA
F15	SHROUD, REAR CMP ST INL, FWD	23BEF	BCAAZ	BCAA
F15	RING, SYNC, REAR	23BEQ	BCABA	BCAA
F15	SHROUD, REAR CMP ST INL, RH	23BEF	BCABB	BCAA
F15	CASE, COMP INTERMEDIATE	23BEF	BCABC	BCAA
F15	TUBE, PRES, NO 2-3 BRG INLET	23BEW	BCABD	BCAA
F15	TEE NO 2-3 BEARING, RH	23BEZ	BCABE	BCAA
F15	TEE, NO 2-3 BEARING, LH	23BEF	BCABF	BCAA
F15	CASE, COMPRESSOR, 7TH STA	23BEG	BCABG	BCAA
F15	COMPRESSOR, STATOR, 10TH STA	23BGL	BCABH	BCAA

PGG095.JIR1 DATE = 09/09/76

FLIGHT SAFETY PREDICTION TECHNIQUE

00000000111111112222222233333333444444445555555566666666777777778  
 12345678901234567890123456789012345678901234567890123456789012345678901234567890

F15	COMPRESSOR,STATOR,11TH STA	23BGM	BCABJ	BCAA	8
F15	CASE & STATOR,COMP 4TH STA	23BHA	BCABK	BCAA	1
F15	VANE,COMP STATOR,4TH STA	23BHB	BCABL	BCAA	A
F15	CASE,COMPRESSOR,4TH STA	23BHC	BCABM	BCAA	1
F15	BRG ASSY,COMP STATOR VANE	23BHD	BCABN	BCAA	8
F15	SHROUD,COMP STATOR,4TH STA	23BHE	BCABP	BCAA	1
F15	SHROUD,CMP ST,4TH STA SEAL	23BHF	BCABQ	BCAA	1
F15	CASE & STA,COMP,5TH STA	23BHG	BCABR	BCAA	1
F15	VANE,COMP STATOR,5TH STA	23BHH	BCABS	BCAA	A
F15	CASE,COMPRESSOR,5TH STA	23BHI	BCABT	BCAA	1
F15	SHROUD,COMP STAT, 5TH STA	23BHK	BCABU	BCAA	1
F15	SHROUD,CMP ST,5TH STA SEAL	23BHL	BCABV	BCAA	1
F15	SHROUD,CMP ST,4TH STA TIP	23BHM	BCABW	BCAA	1
F15	SHROUD,CMP ST,5TH STA TIP	23BHN	BCABX	BCAA	1
F15	COMPRESSOR STATOR 12TH STA	23BHY	BCABY	BCAA	8
F15	CASE,COMP,10TH & 13TH STA	23BHZ	BCABZ	BCAA	1
F15	COMPRESSOR STATOR,6TH STA	23BH1	BCACA	BCAA	8
F15	COMPRESSOR STATOR,7TH STA	23BH2	BCACB	BCAA	8
F15	COMPRESSOR STATOR,8TH STA	23BH3	BCACC	BCAA	8
F15	COMPRESSOR STATOR,9TH STA	23BH4	BCACD	BCAA	8
F15	DISK,COMPRESSOR,4TH STA	23BJA	BCACE	BCAA	8
F15	SEAL,AIR,REAR COMPRESSOR	23BJB	BCACF	BCAA	1
F15	BLADE,REAR COMP,4TH STA	23BJC	BCACG	BCAA	A
F15	SEAL,AIR,COMP,4TH STA	23BJD	BCACH	BCAA	1
F15	DISK,COMPRESSOR,5TH STA	23BJE	BCACJ	BCAA	8
F15	BLADE,REAR COMP,5TH STA	23BJF	BCACK	BCAA	A
F15	SEAL,AIR,COMP,5TH STA	23BJG	BCACL	BCAA	1
F15	DISK & HUB,COMP,6TH STA	23BJH	BCACM	BCAA	8
F15	BLADE,REAR COMP,6TH STA	23BJJ	BCACN	BCAA	A
F15	SEAL,AIR,COMP,6TH STA	23BJK	BCACP	BCAA	1
F15	DISK,COMP,7TH STA	23BJL	BCACQ	BCAA	8
F15	BLADE,REAR COMP,7TH STA	23BJM	BCACR	BCAA	A
F15	SEAL,AIR,COMP,7TH STA	23BJN	BCACS	BCAA	1
F15	DISK,COMP,8TH STA	23BJP	BCACT	BCAA	8
F15	BLADE,REAR COMP,8TH STA	23BJQ	BCACU	BCAA	A
F15	SEAL,AIR,COMP,8TH STA	23BJR	BCACV	BCAA	1
F15	DISK,COMP,9TH STA	23BJS	BCACW	BCAA	8
F15	BLADE,REAR COMP,9TH STA	23BJT	BCACX	BCAA	A
F15	SEAL,AIR,COMP,9TH STA	23BJU	BCACY	BCAA	1
F15	DISK,COMP,10TH STA	23BJV	BCACZ	BCAA	8
F15	BLADE,REAR COMP,10TH STA	23BJW	BCADA	BCAA	A
F15	SEAL,AIR,COMP,10TH STA	23BJX	BCADB	BCAA	1
F15	DISK,COMP,11TH STA	23BJY	BCADC	BCAA	8
F15	BLADE,REAR COMP,11TH STA	23BJZ	BCADD	BCAA	A
F15	SEAL,AIR,COMP,11TH STA	23BJ1	BCADE	BCAA	1
F15	DISK,COMP,12TH STA	23BJ2	BCADF	BCAA	8
F15	BLADE,REAR COMP,12TH STA	23BJ3	BCADG	BCAA	A
F15	SEAL,AIR,COMP,12TH STA	23BJ4	BCADH	BCAA	1
F15	DISK,COMP,13TH STA	23BJ5	BCADJ	BCAA	8
F15	BLADE,REAR COMP,13TH STA	23BJ6	BCADK	BCAA	A

PGG095.J1R1 DATE = 09/09/76

FLIGHT SAFETY PREDICTION TECHNIQUE

0000000011111111222222223333333344444444555555556666666677777777778  
 12345678901234567890123456789012345678901234567890123456789012345678901234567890

F15	SPACER,COMP ROTOR,13TH STA	23BJ7	BCADL	BCAA	1
F15	SHAFT,REAR COMP DRIVE	23BJ8	BCADM	BCAA	A
F15	RING,SYNC,COMP ST,4TH STA	23BKJ	BCADN	BCAA	8
F15	RING,SYNC,COMP ST,5TH STA	23BKK	BCADP	BCAA	8
F15	SEAL,AIR,NO 3 BRG	23BKL	BCADQ	BCAA	1
F15	SUPPORT,NO 4 BRG SEAL,FR	23BLA	BCADR	BCAA	1
F15	HOUSING,NO 4 BRG	23BLB	BCADS	BCAA	1
F15	RING,AIR SEAL,NO 4 BRG RR	23BLC	BCADT	BCAA	1
F15	SHIELD,HEAT,NO 4 BRG FRONT	23BLD	BCADU	BCAA	2
F15	SHIELD,HEAT,NO 4 BRG REAR	23BLE	BCADV	BCAA	2
F15	SEAL,AIR,NO 4 BRG	23BLF	BCADW	BCAA	1
F15	RING,AIR SEAL,NO 4 BRG FR	23BLG	BCADX	BCAA	1
F15	SEAT ASSY,NO 4 BRG SEAL,FR	23BLH	BCADY	BCAA	1
F15	SCOOP,NO 4 BRG	23BLJ	BCADZ	BCAA	3
F15	BEARING,ROLLER,NO 4	23BLK	BCAEA	BCAA	8
F15	RING,AIR SEAL NO 4 BRG FR	23BLL	BCAEB	BCAA	1
F15	SEAT ASSY,NO 4 BRG,REAR	23BLM	BCAEC	BCAA	1
F15	ROD,SUPPORT,NO 5 BRG	23QBF	BCAED	BCAA	1
F15	BALL END,ROD,NO 5 SUPPORT	23QRF	BCAEE	BCAA	1
F15	SEAT,BALL SOCKET NO 5	23QBD	BCAEF	BCAA	1
F15	TUBE,PRESS NO 5 BRG	23QBC	BCAEG	BCAA	1
F15	SHIELD,HEAT,NO 5 BRG	23QBA	BCAEH	BCAA	2
F15	SUPPORT,NO 4 BRG SEAL,RR	23RML	BCAEJ	BCAA	1
F15	SUPPORT,TURBINE ST,1ST STA	23BMM	BCAEK	BCAA	8
F15	GUIDE,COMBUST CHA,OUTHER	23BMN	BCAEL	BCAA	1
F15	VANE,TURBINE ST,1ST STA	23BMP	BCAEM	BCAA	A
F15	RING & SUPPORT,TB,1ST STA	23BMQ	BCAEN	BCAA	8
F15	GUIDE,COMBUST CHA,INNER	23BMR	BCAEP	BCAA	1
F15	SUPPORT,TURBINE ST,1ST STA	23BMS	BCAEQ	BCAA	8
F15	RING,AIR SEAL,TB,1ST STA	23BMT	BCAER	BCAA	1
F15	SEAL,TURBINE ST,1ST STA	23BMU	BCAES	BCAA	1
F15	ROT & STA ASSY,TB RR CP DK	23BNO	BCAET	BCAA	8
F15	DISK,TURBINE,1ST STA	23BND	BCAEU	BCAA	8
F15	BLADE,TURBINE ROT,1ST STA	23BNC	BCAEV	BCAA	A
F15	PLATE,RETAIN,TB BL,2ND STA	23BNF	BCAEW	BCAA	8
F15	DISK,TURBINE,2ND STA	23BNH	BCAEX	BCAA	8
F15	BLADE,TURBINE RT,2ND STA	23BNJ	BCAEY	BCAA	A
F15	PLATE,RETAIN,TB BL,1ST STA	23BNK	BCAEZ	BCAA	8
F15	DISK & HUB ASSY,TB,2ND STA	23BNL	BCAFA	BCAA	8
F15	HUB ASSY,TURBINE,N2	23BNM	BCAFB	BCAA	8
F15	RING,AIR SEAL,TB,2ND STA	23BNN	BCAFC	BCAA	1
F15	CASE & DUCT SET,TB,FRONT	23BNR	BCAFD	BCAA	1
F15	DUCT SEGMENT,TB,1ST STA	23RNS	BCAFE	BCAA	1
F15	SEAL,TB DUCT,1ST STA	23BNT	BCAFF	BCAA	1
F15	CASE,TURBINE,FRONT	23BNV	BCAFG	BCAA	1
F15	VANE,TB STATOR,2ND STA	23BNW	BCAFH	BCAA	A
F15	NUT,REAR COMP DRIVE SHAFT	23BPA	BCAFJ	BCAA	A
F15	ARM,REAR COMP STATOR,LINK	23BPB	BCAFK	BCAA	2
F15	ARM,REAR COMP STATOR SYNC	23BPC	BCAFL	BCAA	2
F15	CASE,DIFFUSER	23BPD	BCAFM	BCAA	1

PGG095.J1R1 DATE = 09/09/76

FLIGHT SAFETY PREDICTION TECHNIQUE

00000000111111112222222222333333333344444444445555555555666666666677777777778  
 12345678901234567890123456789012345678901234567890123456789012345678901234567890

F15	COMPRESSOR STATOR,EXIT	23BPE	BCAFN	BCAA	1
F15	RING,AIR SEAL,CMP 13TH STA	23BPF	BCAFP	BCAA	1
F15	VALVE ASSY,FINGER	23BPG	BCAFQ	BCAA	5
F15	CHAMBER,COMBUSTION	23BPH	BCAFR	BCAA	8
F15	PLUG,BORESCOPE,6TH STA CP	23BP2	BCAFS	BCAA	0
F15	PLUG,BORESCOPE,13TH STA CP	23BP3	BCAFT	BCAA	0
F15	PLUG,BORESCOPE,COMBUSTER	23BP4	BCAFU	BCAA	0
F15	PLUG,BORESCOPE,HIGH TURB	23BP5	BCAFV	BCAA	0
F15	PLUG,BORESCOPE,INTM CASE	23BP7	BCAFW	BCAA	0
F15	CONTROL,PUSH-PULLRCVV	23QA3	BCAFY	BCAA	2
F15	CYL-ACT,LIN,RCVV	23QA6	BCAFY	BCAA	2
F15	REAR COMP VV LINKAGE	23QBM	BCAFZ	HCAA	2
F15	DUCT SEGMENT,FAN RR COMP	23QAH	BCAGA	BCAA	1
F15	STRAP,BLEED VALVE	23BKH	BCAGB	BCAA	1
F15	CYLINDER,ACTUATOR,COMP BLD	23QA7	BCAGC	BCAA	A
F15	SUPPORT,NO 4 BRG SEAL,FR	23RMH	BCAGD	BCAA	1
F15	ROTOR/STATOR ASSY,RR COMP	23BGO	BCAGF	BCAA	8
F15	FAN INLET		BCBA	BCAA	AAAAA
F15	PLATE,RETAIN,NO 1 BEARING	23AAC	BCBAA	RCBA	1
F15	BUSHING,NO 1 BEARING	23AAD	BCBAB	BCBA	1
F15	BEARING ASSY,NO 1	23AAE	BCBAC	BCBA	8
F15	SEAT,NO 1 BRG SEAL	23AAH	BCBAD	RCBA	1
F15	HOUSING ASSY,NO 1 BRG	23AAT	BCBAE	BCBA	1
F15	HOUSING,NO 1 BRG	23AAV	BCBAF	RCBA	1
F15	CASE ASSY,FAN INLET	23AB0	BCBAG	RCBA	1
F15	CASE,FAN INLET	23ABA	BCBAH	BCBA	1
F15	SHROUD,FR COMP STA INLET	23ABC	BCBAJ	BCBA	1
F15	RING,AIR SEAL,FR CP INLET	23ABF	BCBAK	RCBA	1
F15	SHROUD,FR COMP ST INLET	23ABJ	BCBAL	RCBA	1
F15	BEARING,COMP ST SHROUD	23ABL	BCBAM	RCBA	8
F15	BUSHING,COMP ST SHROUD IN	23ABM	BCBAN	RCBA	1
F15	FAN ROTOR & STATOR ASSY	23ACO	BCBAP	RCBA	8
F15	CASE & STATOR FAN,1ST STA	23ACA	RCBAQ	RCBA	1
F15	RING,AIR SEAL,CP 1ST STA R	23ACB	RCBAR	RCBA	1
F15	VANE,COMP STATOR,1ST STA	23ACE	RCBAS	RCBA	A
F15	SHROUD,COMP ST,1ST STA	23ACF	RCBAT	RCBA	1
F15	FLANGE,AIR SEALING	23ACG	RCBAU	RCBA	1
F15	RING,AIR SEAL,CP 1ST STA	23ACN	RCBAV	RCBA	1
F15	CASE & STATOR,2ND STA FAN	23ACP	RCBAW	RCBA	1
F15	VANE,COMP STATOR,2ND STA	23ACQ	RCBAX	RCBA	A
F15	RING,AIR SEAL,CP 2ND STA	23ACR	RCBAY	RCBA	1
F15	RING,AIR SEAL,CP 2ND STA	23ACS	RCBAZ	RCBA	1
F15	SHROUD,COMP ST,2ND STA	23ACT	RCBBA	RCBA	1
F15	FLANGE,AIR SEAL CP 2ND STA	23ACU	RCBBB	RCBA	1
F15	PLUG,BORESCOPE,FAN	23AC1	RCBBC	RCBA	0
F15	COMP ROTOR,AXIAL,1ST STA	23ADA	RCBBD	RCBA	A
F15	DISK & HUB,COMP 1ST STA	23ADB	RCBBE	RCBA	8
F15	BLADE,COMP ROTOR,1ST STA	23ADC	RCBBF	RCBA	A
F15	SEAL,AIR,FR COMP,INLET	23ADD	RCBBG	RCBA	1
F15	SEAL,AIR,FR COMP,1ST STA	23ADE	RCBBH	RCBA	1

PGG095.J1R1 DATE = 09/09/76

FLIGHT SAFETY PREDICTION TECHNIQUE

0000000011111111122222222233333333334444444445555555556666666667777777778  
12345678901234567890123456789012345678901234567890123456789012345678901234567890

F15	COMP ROTOR, AXIAL, 2ND STA	23ADF	BCBRJ	BCBA	A	
F15	DISK & HUB, COMP, 2ND STA	23ADG	BCBRK	BCBA	8	
F15	BLADE, COMP ROTOR, 2ND STA	23ADH	BCBRL	BCBA	A	
F15	SEAL, AIR, COMP PR, 2ND STA	23ADJ	BCBBM	BCBA	1	
F15	COMP ROTOR, AXIAL, 3RD STA	23ADK	BCBBN	BCBA	A	
F15	DISK, COMP, 3RD STA	23ADL	BCBBP	BCBA	8	
F15	BLADE, COMP ROTOR, 3RD STA	23ADM	BCBRQ	BCBA	A	
F15	RETAINER, COMP BLADE LOCK	23ADS	BCBRR	BCBA	8	
F15	SEAL, AIR, COMP 2ND STA	23ADT	BCBBS	BCBA	1	
F15	CASE, FAN, 3RD STA	23ADU	BCBAT	BCBA	1	
F15	SUPPORT, COMP INLET CONE	23QAB	BCBBU	BCBA	1	
F15	CONE, COMP INLET	23QAC	BCBBV	BCBA	1	
F15	SUPPORT, COMP INLET CONE	23QAD	BCBBW	BCBA	1	
F15	COVER, COMP DISK & HUB	23QAE	BCBBX	BCBA	0	
F15	COUPLING, TB SHAFT LOCK	23QAF	BCBBY	BCBA	A	
F15	VANE, FAN EXIT	23QAG	BCBBZ	BCBA	A	
F15	GUIDE, ENG INLET SEAL	23QBH	BCBCA	BCBA	1	
F15	BRACKETRY	23QBJ	BCBCB	BCBA	1	
F15	CLAMPS AND RIVETS	23QBK	BCBCC	BCBA	0	
F15	FAN DUCT ASSY, FR/REAR	23QCO	BCBCD	BCBA	1	
F15	DUCT, FAN, REAR	23QCA	BCBCE	BCBA	2	
F15	DUCT, FAN, OUTER FRONT	23QCB	BCBCF	BCBA	2	
F15	CONTROLLED AIR INDUCTION		BCC	BCBA		11111111
F15	VARIABLE RAMP POSITIONING		BCD	BCC	F	00005000
F15	VAR INLET RAMP SYSTEM	11PA0	BCDA	BCD	2	
F15	CKB, AIR INL CONT, 99CBEO21	42CCA	LBCDB	BCD	A	
F15	CKB, AIR INL CONT, 99CBFC20	42CDA	RBCDC	BCD	A	
F15	INL RAMP CONT RLY, 99KLO33	42CHG	LBCDD	BCD	A	
F15	INL RAMP CONT RLY, 99KLO32	42CHG	RBCDE	BCD	A	
F15	LEFT MLG WOW RLY 12	42CH5	BCDF	BCD	A	
F15	ENGINE RUN RLY, 11K-P021	42CHM	LBCDG	BCD	5	
F15	ENGINE RUN RLY, 11K-R020	42CHS	RBCDH	BCD	5	
F15	VARIABLE RAMP ACTUATION		BCE	BCD		88888888
F15	SERVOSYL, HYD, 1ST RAMP	11PAE	BCEA	BCE	A	
F15	RAMP ASSY, 1ST, VAR AIR INTK11PAA		BCEB	BCE	3	
F15	RAMP, 2ND, VAR AIR INTAKE	11PAB	BCEC	BCE	3	
F15	RAMP ASSY, 3RD, VAR AIR INTK11PAC		BCED	BCE	3	
F15	RAMP ASSY, DIF, VAR AIR INTK11PAF		BCEE	BCE	3	
F15	SERVOSYL, HYD, DIFF RAMP	11PAH	BCEF	BCE	A	
F15	LINKAGE, RAMPS	11PAD	BCEH	BCE	8	
F15	SEAL, RAMP	11PAP	BCEJ	BCE	C	
F15	BEARING, PIVOT	11PAQ	BCEK	BCE	8	
F15	FITTING, PIVOT	11PAR	BCEL	BCE	1	
F15	COVER, VAR INLET ACTUATOR	11PHA	BCEM	BCE	0	
F15	DOOR, VAR INL ACT ATTACH LH11PHB		BCEN	BCE	0	
F15	DOOR, VAR INL ACT ATTACH RH11PHC		BCEP	BCE	0	
F15	DOOR, VAR INL ACT ATTACH LH11PHD		BCEQ	BCE	0	
F15	DOOR, VAR INL ACT ATTACH RH11PHE		BCER	BCE	0	
F15	DOOR, VAR INL PIV, LH OUTBD	11PHF	BCES	BCE	0	
F15	DOOR, VAR INL PIV, RH	11PHG	SCET	BCE	0	

PGG095.JIR1 DATE = 09/09/76

FLIGHT SAFETY PREDICTION TECHNIQUE

00000000111111111222222222333333333344444444445555555555666666666677777777778  
12345678901234567890123456789012345678901234567890123456789012345678901234567890

F15 DOOR,VAR INL PIV,LH INBD	11PHH	BCEU	BCE	0
F15 DOOR,VAR INL PIV,RH	11PHJ	BCEV	BCE	0
F15 COVER,VAR INL SIDE LD SCI	11PHK	BCEW	BCE	0
F15 DOOR,VAR INL RAMP ATTACH	11PHL	BCEX	BCE	0
F15 DOOR,2ND RAMP HINGE PIN	11PHM	BCEY	BCE	0
F15 DOOR,AIR INL,PT PR CONNECT	11PHN	BCEZ	BCE	0
F15 BYPASS DOOR ACTUATION		BCH	BCD	111111111
F15 SERVOSYL,HYD,BYPASS DOOR	11PAJ	BCHA	BCH	A
F15 DOOR,INLET DUCT	11PAG	BCHF	BCH	3
F15 LOUVER ASSY,BYPASS BLD AIR	11PAK	BCHG	BCH	1
F15 SEAL,LIP	11PAN	BCHH	BCH	0
F15 COMP INLET VANE POSITION		BCK	BCC	055555550
F15 VANE,FR COMP,VAR INLET	23AEB	BCKA	BCK	A
F15 COMPL INL VAR VANE LINKAGE	23AAN	BCKB	BCK	A
F15 CYL-ACT,LIN VAR VA CMP INL	23AAQ	BCKC	BCK	A
F15 RING,SYNG,FR CMP STA,INL	23AFQ	BCKD	BCK	2
F15 CONT & SYL,CIVV	23AAP	BCKE	BCK	A
F15 ENGINE AIRFLOW CONTROL		BCNA	BCK	AAAAAAAAA
F15 CONTROL,UNIFIED,TB ENGINE	23HAA	BCNAA	BCNA	8
F15 CONTROL,ENGINE ELECTRONIC	23HAB	BCNAB	BCNA	8
F15 STATOR,GENERATOR	23KAH	BCNAC	BCNA	A
F15 ROTOR ,GENERATOR	23KAJ	BCNAD	BCNA	A
F15 BOX,INTERCONNECT	23KAR	BCNAE	BCNA	1
F15 SENSOR,ELECTRIC,N-1,DUAL	23AAR	BCNAF	BCNA	A
F15 THERMOCOUPLE,IMMER ,TT2	23AAM	BCNAG	BCNA	A
F15 CONTROLLER,FLEC DCU-181/A	11PDO	BCNAH	BCNA	8
F15 SENSOR,H1 PRESS,A-15,A-16	11PDA	BCNAJ	BCNA	1
F15 SENSOR,LO PRESS,A-16	11PDB	BCNAK	BCNA	1
F15 CKT CRD ASSY,B1T	11PDC	BCNAL	BCNA	1
F15 CKT CRD ASSY,A-12	11PDD	BCNAM	BCNA	1
F15 CKT CRD ASSY,A-11	11PDE	BCNAN	BCNA	1
F15 CKT CRD ASSY,A-10	11PDF	BCNAP	BCNA	1
F15 CKT CRD ASSY,A- 9	11PDG	BCNAQ	BCNA	1
F15 CKT CRD ASSY,A- 8	11PDH	BCNAR	BCNA	1
F15 CKT CRD ASSY,A- 6	11PDK	BCNAS	BCNA	1
F15 CKT CRD ASSY,A- 5	11PDL	BCNAT	BCNA	1
F15 CKT CRD ASSY,A- 4	11PDM	BCNAU	BCNA	1
F15 CKT CRD ASSY,A- 3	11PDN	BCNAV	BCNA	1
F15 CKT CRD ASSY,A- 2	11PDP	BCNAW	BCNA	1
F15 CKT CRD ASSY,A- 1	11PDQ	BCNAX	BCNA	1
F15 CKT CRD ASSY,A-18	11PDR	BCNAY	BCNA	1
F15 CHASSIS ASSY,ACCESS PROV	11PDS	BCNAZ	BCNA	0
F15 ENGINE CONTROL PANEL	231BF	BCNBA	BCNA	1
F15 ENGINE ANTI-ICE		BCR	BCRA	A
F15 VALVE,ANTI-ICING	23QAB	BCRA	BCR	A
F15 BOX,INTERCONNECT	23KAP	BCRB	BCR	1
F15 SW,ENG ANTI-ICE HEAT	9923A	BCRC	BCR	A
F15 AIR INDUCTION CONTROL		BCU	BCD	AAAAAAAAA
F15 AIR INDUCTION CONTROL		BCU	FRHA	FAAAAAAAAAA
F15 CONTROLLER,ELECT,DCU-181/A	11PFO	BCUA	BCU	8

PGG095.JIR1 DATE = 09/09/76

FLIGHT SAFETY PREDICTION TECHNIQUE

0000000001111111112222222222333333333344444444445555555555666666666677777777778  
 12345678901234567890123456789012345678901234567890123456789012345678901234567890

F15	SENSOR,HI PRES,%A15,A17<	11PFA	BCUB	BCU	1
F15	SENSOR,LO PRES,%A16<	11PDB	BCUC	BCU	1
F15	CKT CRD ASSY,BIT	11PDC	BCUD	BCU	1
F15	CKT CRD ASSY,A12	11PDD	BCUE	BCU	1
F15	CKT CRD ASSY,A11	11PDE	BCUF	BCU	1
F15	CKT CRD ASSY,A10	11PDF	BCUG	BCU	1
F15	CKT CRD ASSY,A-9	11PDG	BCUH	BCU	1
F15	CKT CRD ASSY,A-8	11PDH	BCUJ	BCU	1
F15	CKT CRD ASSY,A-6	11PDK	BCUK	BCU	1
F15	CKT CRD ASSY,A-5	11PDL	BCUL	BCU	1
F15	CKT CRD ASSY,A-4	11PDM	BCUM	BCU	1
F15	CKT CRD ASSY,A-3	11PDN	BCUN	BCU	1
F15	CKT CRD ASSY,A-2	11PDP	BCUP	BCU	1
F15	CKT CRD ASSY,A-1	11PDQ	BCUQ	BCU	1
F15	CKT CRD ASSY,A18	11PDR	BCUR	BCU	1
F15	CHASSIS ASSY,ACCESS PROV	11PDS	BCUS	BCU	0
F15	PITOT TUBE,AIR INLET	11PAL	BCUT	BCU	1
F15	ELBOW,TUBE	11PAM	BCUV	BCU	1
F15	HEAT EX DOOR SEL VALVE RLY	42CHG	BCUZA	BCU	A
F15	CKB,ES HT EX,107CBC071	42CCG	BCUZB	BCU	A
F15	MACH CONT RLY,99KLO23	42CHG	LBCUZC	BCU	A
F15	MACH CONT RLY,99KLO22	42CHG	RBCUZD	BCU	A
F15	PROPE,STATIC PRESS	23BPS	BCUZE	BCU	1
F15	ACCESSORY DRIVE		BDA	BCAA	AAAAAAAAA
F15	GEARBOX ASSY,MAIN	23GA0	BDAA	BDA	8
F15	HOUSING ASSY,GEARBOX	23GA1	BDAB	BDA	1
F15	SLEEVE,SEALING,GEARBOX	23GA8	BDAC	BDA	1
F15	COVER,GEARBOX,UPPER	23GAC	BDAD	BDA	1
F15	HOUSING,GEARBOX,FRONT	23GAD	BDAD	BDA	1
F15	GEARSHAFT,BEVEL,SP,GB,DR	23GAE	BDAF	BDA	A
F15	GEARSHAFT,BEVEL,GEARBOX	23GAF	BDAG	BDA	A
F15	SEAT,GB BRG SEAL,FUEL PUMP	23GAJ	BDAH	BDA	1
F15	GEAR,SPUR,GB,GEN	23GAL	BDAJ	BDA	8
F15	BAFFLE,GEARBOX	23GAP	BDAK	BDA	1
F15	SHAFT,GB DEAFRATOR IMPEL	23GAQ	BDAL	BDA	2
F15	GEAR,SPUR,GB,GEN	23GAU	BDAM	BDA	8
F15	IMPELLER,GB DEAFRATOR	23GAV	BDAN	BDA	1
F15	SHAFT,GB IDLER GEAR	23GAW	BDAP	BDA	A
F15	GEAR,SPUR,GB,GEN	23GAX	BDAQ	BDA	8
F15	GEARSHAFT,SPUR,GB,OIL PMP	23GAY	BDAR	BDA	A
F15	HOUSING,GB,BRG	23GAZ	BDAS	BDA	1
F15	BAFFLE,GEARBOX	23GA1	BDAT	BDA	1
F15	COVER,PACKING,GB,PTO	23GA2	BDAU	BDA	1
F15	COVER,GB SUMP	23GA4	BDAV	BDA	1
F15	BEARING,BALL,TOWERSHAFT	23GA5	BDAX	BDA	8
F15	BRG,BALL,AN,FUEL PUMP	23GA6	BDAX	BDA	8
F15	BRG,ROLLER,FLANGED,PTO	23GA7	BDAY	BDA	8
F15	BRG,ROLLER,FL,TOWERSHAFT	23GA8	BDAZ	BDA	8
F15	BRG,BALL,FL,DEAFRATOR	23GBA	BDRA	BDA	8
F15	BRG,ROLLER,FLANGED	23GBB	BDRA	BDA	8

PGG095.J1R1 DATE = 09/09/76

FLIGHT SAFETY PREDICTION TECHNIQUE

000000001111111112222222223333333334444444445555555556666666667777777778  
1234567890123456789012345678901234567890123456789012345678901234567890

F15	BRG,ROLLER	23GBC	BDBC	BDA	8
F15	BRG,BALL,OIL PUMP	23GBD	BDBD	BDA	8
F15	BRG,ROLLER,OIL PUMP	23GBE	RDBE	BDA	8
F15	GEAR,SPUR,IDLER,SCAV PMP	23GBP	RDBF	BDA	8
F15	GEARSHAFT,SPUR,SCAV PMP DR	23GBQ	BDBG	RDA	8
F15	GEAR,SPUR,DR,SCAV PUMP	23GBR	BDBH	BDA	8
F15	GEAR,SPUR,DR,MAIN OIL PMP	23GCS	BDBJ	BDA	8
F15	GEAR,SPUR,ID,MAIN OIL PMP	23GCT	BDBK	BDA	8
F15	GEARSHAFT,SPUR DR,MAIN PMP	23GCV	BDBL	BDA	8
F15	GEAR,SP DR,MAIN OIL PMP	1423GCW	BDBM	BDA	8
F15	GEAR,SP ID,MAIN OIL PMP	1423GCX	BDBN	BDA	8
F15	GEARSHAFT,SP DR,OIL PMP	1423GCY	BDBP	RDA	8
F15	GEAR,SP,ID,MAIN OIL PMP	1123GCZ	BDBQ	BDA	8
F15	GEAR,SP DR,MAIN OIL PMP	1523GC1	BDBR	BDA	8
F15	GEAR,SP ID,MAIN OIL PMP	1523GC2	BDBS	BDA	8
F15	GEARSHAFT,SP DR MAIN PMP	23GCU	BDBT	BDA	8
F15	SHAFT,GEARBOX DRIVE	23QAW	HDBU	BDA	A
F15	COUPLING,GEARBOX DR SHAFT	23RCB	HDBV	BDA	A
F15	HOUSING,GEARBOX DR BEARING	23BCC	RDBW	BDA	1
F15	BRG,BALL,ANNULAR,TURSHAFT	23BCD	RDBX	BDA	8
F15	SLEEVE,GEARBOX DR GEARSHFT	23BCE	RDBY	BDA	1
F15	GEARSHAFT,BEVEL,GR BOX DR	23BCF	RDBZ	BDA	A
F15	BRG,ROLLER,CYL,TOWERSHAFT	23BCL	BDBZA	BDA	8
F15	FAN DRIVE		BEA	BCAA	AAAAA
F15	ROTOR/STA ASSY,TB FR CP DR	23CA0	BEAA	BEA	1
F15	CASE,TURBINE,REAR	23CAA	BEAB	BEA	1
F15	SEAL,TURBINE DUCT,2ND STA	23CAB	BEAC	BEA	1
F15	DUCT SEGMENT,TB,2ND STA	23CAC	BEAD	BEA	1
F15	RING SEGMENT,AIR SEAL,3RD	23CAD	BEAE	BEA	1
F15	RING SEGMENT,AIR SEAL,4TH	23CAE	BEAF	BEA	1
F15	VANE,TB STATOR,3RD STA	23CAF	BEAG	BEA	A
F15	RING,AIR SEAL,TB 3RD STA	23CAG	BEAH	BEA	1
F15	VANE,TB STATOR,4TH STA	23CAH	BEAJ	BEA	A
F15	RING,AIR SEAL,TB 4TH STA	23CAJ	BEAK	BEA	1
F15	CASE & DUCT SET,TB,REAR	23CAK	BEAL	BEA	1
F15	SEAL,TB DUCT,2ND STA	23CAL	BEAM	BEA	1
F15	DUCT SEGMENT,TB,2ND STA	23CAM	BEAN	BEA	1
F15	CASE,TURBINE,REAR	23CAN	BEAP	BEA	1
F15	TURBINE ROT ASSY,3RD STA	23CBA	BEAQ	BEA	8
F15	DISK,TURBINE,3RD STA	23CBB	BEAR	BEA	A
F15	BLADE,TB ROTOR,3RD STA	23CBC	BEAS	BEA	A
F15	SEAL,AIR,TURBINE,3RD STA	23CBD	BEAT	BEA	1
F15	RING,AIR SEAL,TB,3RD STA	23CRF	BEAU	BEA	1
F15	SUPPORT,TB SEAL RG,3RD STA	23CRF	BEAV	BEA	1
F15	DUCT,TURVINE,4TH STA	23CBG	BEAVA	BEA	1
F15	SEAL,AIR,TB,4TH STA	23CRJ	BEAW	BEA	1
F15	SEAL,AIR,TB,4TH STA,INNER	23CBL	BEAX	BEA	1
F15	SHAFT,FR COMP DRIVE,TB	23CBM	BEAY	BEA	A
F15	SHIELD,HEAT FR CP DR SHAFT	23CBN	BEAZ	BEA	2
F15	DISK,4TH STA,TURBINE	23CRP	BEBA	BEA	A

PGG095.J1R1 DATE = 09/09/76

FLIGHT SAFETY PREDICTION TECHNIQUE

0000000011111111222222222233333333334444444444555555555566666666667777777778  
 12345678901234567890123456789012345678901234567890123456789012345678901234567890

F15	BLADE,TR ROTOR,4TH STA	23CRQ	BERB	BEA	A
F15	STIFFENER,TURBINE SHAFT	23CBR	BEBC	BEA	1
F15	STIFFENER,TURBINE	23CHS	BEBD	BEA	1
F15	PLUG,NO 5 BEARING	23CBT	BEBE	BEA	1
F15	HUB ASSY,TR,RR FAN DR MOD	23CPU	BERF	BEA	A
F15	BEARING ASSY,ROLLER,NO 5	23CCD	BERG	BEA	8
F15	SUPPORT,NO 5 BRG,OUTER	23CCF	BERH	BEA	1
F15	SEAT,NO 5 BRG SEAL	23CCH	BERJ	BEA	1
F15	CASE,TURBINE EXHAUST	23CCR	BEBK	BEA	1
F15	RING,AIR SEAL,TR 4TH STA	23CCT	BEBL	BEA	1
F15	SUPPORT,NO 5 BRG,INNER	23CCX	BEBM	BEA	1
F15	SEAT,BALL SOCKET,NO 5 BRG	23CCY	BERN	BEA	1
F15	BALL END,ROD NO 5 BRG SUP	23CCZ	BEBP	BFA	1
F15	PLUG,BORESCOPE FAN DR TB	23CP6	BEBQ	BEA	0
F15	SUPPORT,NO 5 BEARING	23CCV	BERR	BEA	1
F15	CONTROLLED MAIN FUEL		BFA	BBA	AAAAAAAAA
F15	NOZZLE,FUEL %10 OF 16<	23BPJ	BFAA	BFA	1
F15	NOZZLE,FUEL % 6 OF 16<	23BPJ	BFAB	BFA	1
F15	MANIFOLD,FUEL SUPPLY,RH	23BPK	BFAC	BFA	5
F15	MANIFOLD,FUEL SUPPLY,LH	23BPL	BFAD	BFA	5
F15	TEE,FUEL SUPPLY MANIFOLD	23KPM	BFAE	BFA	5
F15	VALVE FUEL PRESS/DUMP	23HAN	BFAF	BFA	8
F15	ENGINE UNIFIED CONTROL		BFB	BFA	AAAAAAAAA
F15	ENGINE UNIFIED CONTROL		BFR	RJB	FAAAAAAAAAA
F15	CONTROL,UNIFIED,TR ENGINE	23HAA	BFBA	BFB	A
F15	START FUEL DERICHMENT		BFD	BFA	OAAAAAAAAA
F15	VALVE,SOL,FUEL DERICH	23HAQ	BFDA	BFD	A
F15	SW,ENG MASTER	231BF	BFDB	BFD	A
F15	SW,FUEL START	231BK	BFDC	BFD	A
F15	RLY,MASTER,ENG	42CHA	LRFDD	BFD	A
F15	RLY,MASTER,ENG	42CHG	RFDE	BFD	A
F15	TIMER,ENG FUEL BYPASS	42CH5	LBDFD	BFD	A
F15	TIMER,ENG FUEL BYPASS	42CH6	RFDFG	BFD	A
F15	BOX,INTERCONNECT	23KAR	BFDH	BFD	1
F15	AUGMENTOR FUEL PRESS		BFE	BCK	FAAAAAAAAAA
F15	AUGMENTOR FUEL PRESS		BFE	HJB	AAAAAAAAA
F15	PUMP,FUEL,AUG	23HAE	BFEA	BFE	A
F15	CONTROLLER,PUMP,FUEL,AUG	23HAF	BFEB	BFE	A
F15	PROBE,AUGMENTOR FUEL PRESS	23HAM	BFEC	BFE	A
F15	AUTO MODE		BFL	BFB	01000000
F15	AUTO MODE		BFL	BFB	F 0000A000
F15	CONTROL,ENGINE ELECTRONIC	23HAR	BFLA	BFL	8
F15	PANEL,ENG CONTROL	231BF	BFLB	BFL	1
F15	SENSING		BFM	BFL	AAAAAAAAA
F15	STATOR,GENERATOR	23KAH	BFMA	BFM	A
F15	ROTOR,GENERATOR	23KAJ	BFMB	BFM	A
F15	RLY,LDG GEAR CONTROL	42CH5	BFMC	BFM	A
F15	SENSOR,FT1T	23HAK	BFMD	BFM	A
F15	SENSOR,TT2 %TOTAL TEMP<	23AAM	BFME	BFM	A
F15	SENSOR,HYDROMECH,N-2	23HAG	BFMF	BFM	A

PGG095.JIR1 DATE = 09/09/76

FLIGHT SAFETY PREDICTION TECHNIQUE

0000000011111111222222223333333344444444555555556666666677777777778  
12345678901234567890123456789012345678901234567890123456789012345678901234567890

F15	SENSOR,TT25 %FAN EXIT<	23HAH	BFMG	BFM	A
F15	SENSOR,ELECTRICAL,N-1	23AAS	BFMH	BFM	A
F15	TRANSDUCER,MOTION PICKUP	23BFY	BFMJ	BFM	A
F15	MANUAL MODE		BFN	BFB	AAAAAAAAA
F15	GRIP SET,LEVER,THROTTLE	12AB0	BFNA	BFN	1
F15	GRIP,LEVER,THROTTLE,LH	12ABA	LBFNB	BFN	1
F15	GRIP,LEVER,THROTTLE,PH	12ABB	BFNC	BFN	1
F15	THROTTLE ASSY,MANUEL CONTR	231BA	BFND	BFN	A
F15	LEVER ASSY,MANUAL CONTROL	231BB	BFNE	BFN	A
F15	THROTTLE BOX 2 TO SH ASSY	231BC	BFNF	BFN	8
F15	CONTROL ASSY,P-P,FLEX,RH	231BD	BFNG	BFN	5
F15	CONTROL ASSY,P-P,FLEX,L	231BE	BFNH	BFN	5
F15	ENGINE OIL DISTRIBUTION		BGAA	BCAA	00AAAA500
F15	SEAL,NO 1 BRG	23AAU	BGAAA	BGAA	1
F15	SEAL ASSY,NO 2 BRG,FRONT	23BAE	BGAAB	BGAA	1
F15	SEAL,FACE,NO 2 BRG,FRONT	23BAF	BGAAC	BGAA	1
F15	SEAL RING HOLDER,NO 2 BRG	23BAG	BGAAD	BGAA	1
F15	SEAL ASSY,NO 2-3 BRG	23BCM	BGAAE	BGAA	1
F15	SEAL,FACE,NO 2 BRG,REAR	23BCP	BGAAF	BGAA	1
F15	SEAL,FACE,NO 3 BRG,FRONT	23BCQ	BGAAG	BGAA	1
F15	SEAL ASSY,NO 3 BRG,REAR	23BFF	BGAAH	BGAA	1
F15	SEAL,FACE,NO 3 BRG,REAR	23BFG	BGAAJ	BGAA	1
F15	SEAL RING HOLDER,NO 3 BRG	23BFH	BGAAK	BGAA	1
F15	SEAL ASSY,NO 4 BRG,FRONT	23BMF	BGAAL	BGAA	1
F15	SEAL,FACE,NO 4 BRG,FRONT	23BMG	BGAAM	BGAA	1
F15	SEAL ASSY,NO 4 BRG,REAR	23BMJ	BGAAN	BGAA	1
F15	SEAL,FACE,NO 4 BRG,REAR	23BMK	BGAAP	BGAA	1
F15	SEAL ASSY,NO 5 BRG.	23CCU	BGAAQ	BGAA	1
F15	SEAL,FACE,NO 5 BRG	23CCW	BGAAR	BGAA	1
F15	RETAINER,OIL SEAL,GB,FUEL	23GAG	BGAAS	BGAA	1
F15	SEAL ASSY,FACE,FUEL PUMP	23GAH	BGAAT	BGAA	1
F15	SEAL ASSY,FACE,PTO	23GAM	BGA AU	BGAA	1
F15	RETAINER,OIL SEAL,GB,PTO	23GAN	BGA AV	BGAA	1
F15	SEAL ASSY,FACE,GEN	23GAR	BGA AW	BGAA	1
F15	RETAINER,OIL SEAL,GB,GEN	23GAT	BGA AX	BGAA	1
F15	TUBE,TRANSFER,GB BRG	23GBF	BGA AY	BGAA	1
F15	MFOLD,PRES,NO4 BRG INLET	23BPQ	BGABQ	BGAA	1
F15	MFOLD,PRES,NO4 BRG INLET	23BPR	BGABR	BGAA	1
F15	TUBE,SCAV,NO 4 BRG,INL RH	23BPN	BGABS	BGAA	1
F15	TUBE,SCAV,NO 4 BRG,INL LH	23RPP	BGABT	BGAA	1
F15	TUBE,TRANSFER	23QAL	BGABU	BGAA	1
F15	PLUMBING	23QBG	BGABV	BGAA	1
F15	OIL SUPPLY		BGB	BGAA	AAAAAAAAA
F15	TANK ASSY,LUBRICATING OIL	23JAA	HGBA	BGB	8
F15	OIL PRESSURE		BGC	BGAA	AAAAAAAAA
F15	PUMP ASSY,MAIN OIL	23GCC	BGCA	BGC	8
F15	HSNG ASSY,MAIN OIL PUMP	23GCA	BGCB	BGC	1
F15	COVER,MAIN OIL PUMP HSNG	23GCB	BGCC	BGC	1
F15	SPACER,MAIN OIL PUMP HSNG	23GCF	BGCD	BGC	1
F15	HSNG,MAIN OIL PUMP,FR BST	23GCH	BGCE	BGC	1

PGG095.JIR1 DATE = 09/09/76

FLIGHT SAFETY PREDICTION TECHNIQUE

00000000111111112222222233333333444444445555555566666666777777778  
1234567890123456789012345678901234567890123456789012345678901234567890

F15	HSNG,MAIN OIL PUMP,RR BST 23GCCJ	BGCF	BGC	1
F15	VALVE,BYPASS,MAIN OIL PUMP23GC4	BGCG	BGC	0
F15	VALVE,BYPASS,MAIN BST PUMP23GC3	BGCH	BGC	0
F15	FILTER ASSY,OIL 23GFC	BGCJ	BGC	1
F15	HSNG,MAIN OIL FILTER 23CEA	BGCK	BGC	0
F15	FILTER ELEMENT,OIL 23GFB	BGCL	BGC	0
F15	VALVE,OIL FILTER SHUTOFF 23GED	BGCM	BGC	1
F15	VALVE,OIL FILTER SHUTOFF 23GEF	BGCN	BGC	1
F15	HSNG,MAIN OIL FILT ELEMENT23GFG	BGCP	BGC	1
F15	INDICATOR,OIL FILTER PRESS23GEF	BGCO	BGC	0
F15	SCAVENGE	BGD	BGAA	000AAAC00
F15	PUMP ASSY,MAIN OIL 23GCC	BGDA	BGD	A
F15	HSNG ASSY,MAIN,NO 5 SCAV 23GCC	BGOB	BGD	1
F15	HSNG ASSY,MAIN,NO 1 SCAV 23GCD	BGDC	BGD	1
F15	HSNG ASSY,MAIN,NO 4 SCAV 23GCE	BGDD	BGD	1
F15	HSNG ASSY,MAIN,NO 4 SCAV 23GCG	BGDE	BGD	1
F15	HSNG ASSY,MAIN OIL PUMP 23GCL	BGDF	BGD	1
F15	PUMP ASSY,NO 2-3 BRG SCAV23GBM	BGDG	BGD	4
F15	HSNG ASSY,NO 2-3 BRG SCAV23GEN	BGDH	BGD	1
F15	HSNG ASSY,NO 2-3 BRG SCAV23GBS	BGDJ	BGD	1
F15	HSNG ASSY,MAIN OIL PUMP 23GCK	BGDK	BGD	1
F15	CHIP DETECTOR,11 SCAVENGE23GC8	BGDL	BGD	0
F15	CHIP DETECTOR,14 SCAVENGE23GDA	BGDM	BGD	0
F15	CHIP DETECTOR,15,SCAVENGE23GDB	BGDN	BGD	0
F15	CHIP DETECTOR,12&3 SCAVEN23GB1	BGDP	BGD	0
F15	TUBE,SCAVENGE,14 BRG IN RH23BPN	BGDQA	BGD	1
F15	TUBE,SCAVENGE,14 BRG IN LH23BPP	BGDQB	BGD	1
F15	SCOOP ASSY,NO 2 BRG 23BRE	BGDQC	BGD	1
F15	SCOOP,NO 2 BRG REAR 23BBH	BGDQD	BGD	1
F15	SCOOP,NO 3 BRG REAR 23BEF	BGDQE	BGD	1
F15	TUBE,SCAVENGE,GEARBOX 23GAS	BGDQF	BGD	1
F15	VENTING	BGE	BGAA	000111000
F15	HSNG,BREATHER PRESS VALVE 23JAK	BGEA	BGE	1
F15	VALVE ASSY,BREATHER PRESS 23JAB	BGEB	BGE	A
F15	COOLING	BGF	BGAA	004888000
F15	COOLER,OIL 23JAC	BGFA	BGF	5
F15	COOLER,OIL,AIR COOLANT 23JAJ	BGFB	BGF	5
F15	VALVE,OIL PRESSURE BYPASS 23GEC	BGFC	BGF	5
F15	IGNITION GENERATION	BHA	BHR	AAAAAAAAA
F15	IGNITION GENERATION	BHA	BHC	AAAAAAAAA
F15	STATOR,GENERATOR 23KAH	BHAA	BHA	A
F15	ROTOR,GENERATOR 23KAJ	BHAB	BHA	A
F15	BOX,INTERCONNECTING 23KAR	BHAC	BHA	1
F15	CONTROL,UNIFIED,TB ENGINE 23HAA	BHAD	BHA	8
F15	MAIN IGNITION	BHB	BBA	011111110
F15	MAIN IGNITION %CORE ENG<	BHR	BBA	00AAAAA00
F15	IGNITER,SPARK,MAIN,ENG 23KAB	BHBA	BHB	A
F15	EXCITER,IGNITION,DUAL 23KAD	BHBB	BHB	1
F15	EXCITER,IGNITION,SINGLE 23KAE	BHBC	BHB	1
F15	CABLE 23KAG	BHBD	BHR	A

PGG095.J1R1 DATE = 09/09/76

FLIGHT SAFETY PREDICTION TECHNIQUE

0000000001111111112222222223333333334444444445555555556666666667777777778					
12345678901234567890123456789012345678901234567890123456789012345678901234567890					
F15 ENGINE START SWITCH	231BK	BHBE	BHB	7	
F15 AUGMENTOR IGNITION		BHC	BJA		AAAAAAAAA
F15 IGNITER, SPARK, AUG	23KAC	BHCA	BHC	A	
F15 EXCITER, IGNITION, DUAL	23KAD	BHCB	BHC	A	
F15 CABLE	23KAG	BHCC	BHC	A	
F15 FLAMEHOLDER, AUG IGNITION	23QAN	BHCD	BHC	1	
F15 RODS, AUG IGNITER, FL-HOLDER	23QAP	BHCE	BHC	1	
F15 THRUST AUGMENTATION		BJA	BHA		010000000
F15 DUCT, AUG COMB CHAMBER	23FAA	BJAA	BJA	8	
F15 LINER, AUG COMB CHAMBER	23FAB	BJAB	BJA	1	
F15 CONE, TURBINE EXHAUST	23QRB	BJAC	BJA	1	
F15 AUGMENTOR CONTROLLED FUEL		BJB	BJA		AAAAAAAAA
F15 MANIFOLD, SPRAY, AUG 11	23QAQ	BJBA	BJB	A	
F15 MANIFOLD, SPRAY, AUG 12	23QAR	BJBB	BJB	A	
F15 MANIFOLD, SPRAY, AUG 13	23QAS	BJBC	BJB	A	
F15 MANIFOLD, SPRAY, AUG 14	23QAT	BJBD	BJB	A	
F15 MANIFOLD, SPRAY, AUG 15	23QAU	BJBE	BJB	A	
F15 EXHAUST NOZZLE POSITIONING		BJC	BJA		AAAAAAAAA
F15 REG, AIR PRES, ENC	23PAC	BJCA	BJC	8	
F15 NOZZLE ASSY, AUGMENTOR	23FAQ	BJCB	BJC	8	
F15 SEAL, AUG NOZZLE SUPPORT	23FAV	BJCC	BJC	1	
F15 CONNECT LINK, RIGID, BAL SEG	23FAW	BJCD	BJC	8	
F15 CONNECT LINK, RIGID, SYNC	23FAX	BJCE	BJC	8	
F15 LEVER, AUG NOZZLE	23FAZ	BJCF	BJC	A	
F15 CONNECT LINK, RIGID, FLAPS	23FA1	BJCG	BJC	A	
F15 SUPPORT, AUG NOZZLE	23FA5	BJCH	BJC	1	
F15 RING, SYNC, AUG NOZZLE	23FA6	BJCJ	BJC	8	
F15 NOZZLE SEGMENT, BALANCE, AUG	23FBB	BJCK	BJC	8	
F15 NOZZLE SEGMENT, EXT, AUG	23FBD	BJCL	BJC	8	
F15 BRIDGE CLAMP	23FEG	BJCM	BJC	1	
F15 CONV NOZZLE ACTIVATE/CONTR		BJD	BJC		AAAAAAAAA
F15 ACTUATOR, PRIM CONV NOZZLE	23FAN	BJDA	BJD	8	
F15 ACTUATOR, SECM CONV NOZZLE	23FAP	BJDB	BJD	8	
F15 SUPPORT CONV FLAP, LH	23FAR	BJDC	BJD	A	
F15 SUPPORT CONV FLAP, RH	23FAS	BJDD	BJD	A	
F15 LINER, CONV NOZZLE, FLAP	23FA2	BJDE	BJD	1	
F15 LINER, CONV NOZZLE, SEAL	23FA3	BJDF	BJD	1	
F15 SEAL, AUG CONV NOZZLE SEG	23FA7	BJDG	BJD	1	
F15 SEAL, AUG BALANCE SEG	23FA8	BJDH	BJD	1	
F15 NOZZLE SEGMENT, CONV	23FBE	BJDJ	BJD	1	
F15 SHAFT, FLEX, SEC ACT, CONV	23FCA	BJDK	BJD	A	
F15 CONTROL, EXHAUST NOZZLE, CON	23PAB	BJDL	BJD	8	
F15 SHAFT, FLEX, PR ACT, CONV, RH	23PAK	BJDM	BJD	A	
F15 SHAFT, FLEX, PR ACT, CONV, LH	23PAL	BJDN	BJD	A	
F15 CONTROL-PUSH PULL AJ REQ	23PAN	BJDQ	BJD	8	
F15 DIV NOZZLE ACTIVATE CONTR		BJEA	HJC		AAAAAAAAA
F15 SEAL, DIV NOZZLE SEG	23FBA	BJEAA	BJEA	1	
F15 NOZZLE SEGMENT, DIV, AUG	23FBC	BJEAB	BJEA	1	
F15 ACTUATOR, PL GEAR, PRIM DIV	23FBZ	BJEAC	BJEA	8	
F15 ACTUATOR, PL GEAR, SEC DIV	23FB1	BJEAD	BJEA	8	

PGG095.J1R1 DATE = 09/09/76

FLIGHT SAFETY PREDICTION TECHNIQUE

000000000111111112222222233333333334444444445555555556666666667777777778									
12345678901234567890123456789012345678901234567890123456789012345678901234567890									
F15	SHAFT,FLEX ACT,DIV NOZZLE	23FR2	BJEAE		BJEA				8
F15	CONNECT LINK,RIGID,DIV	23FR3	BJEAF		BJEA				A
F15	SHAFT,FLEX,GEARBOX,DIV	23FCH	BJEAG		BJEA				8
F15	CONTROL,EXHAUST NOZZLE,DIV	23FCC	BJEAH		BJEA				8
F15	LETT ENGINE AMAD		LBKAA		LUAUF				AAAAAAAAAA
F15	LEFT ENGINE AMAD		LBKAA		UHAF				AAAAAAAAAA
F15	LEFT ENGINE AMAD		LBKAA		LUHBG				AAAAAAAAAA
F15	RIGHT ENGINE AMAD		RBKAA		RUAF				AAAAAAAAAA
F15	RIGHT ENTINE AMAD		RBKAA		RUH3G				AAAAAAAAAA
F15	RIGHT ENTINE AMAD		RBKAA		UHCG				AAAAAAAAAA
F15	GEARBOX,ACCESS DRIVE,LH	24BAC	LBKAAA		LBKAA				1
F15	GEARBOX,ACCESS DRIVE,RH	24BBO	RBKAAA		RBKAA				1
F15	SW ASSY,MAN DECOUPLE INTLK	24BAB	LBKAAB		LBKAA				0
F15	OIL PUMP & SW ASSY	24BBA	RBKAAB		RBKAA				A
F15	OIL PUMP AND SW ASSY	24BAC	LBKAAC		LBKAA				A
F15	ELEMENT,OIL FILTER	24BBB	RBKAAC		PBKAA				0
F15	ELEMENT,OIL FILTER	24BAD	LBKAAD		LBKAA				0
F15	VALVE,OIL PRESS REG	24BBC	RBKAAD		RBKAA				8
F15	VALVE,OIL PRESS REG	24BAE	LBKAAE		LBKAA				8
F15	VALVE,OIL FILTER BYPASS	24BBD	RBKAAE		RBKAA				2
F15	VALVE,OIL FILTER BYPASS	24PAF	LBKAAF		LBKAA				2
F15	VALVE,RELIEF PRESS,2-WAY	24BBE	RBKAAF		RBKAA				2
F15	VALVE,RELIEF PRESS,2-WAY	24BAG	LBKAAG		LBKAA				2
F15	VALVE,ANTI-BLOWBACK	24BBF	RBKAAG		RBKAA				2
F15	VALVE,ANTI-GLOWBACK	24BAH	LBKAAH		LBKAA				2
F15	ADAPTER,OIL SERVICE	24BBG	RBKAAH		RBKAA				0
F15	ADAPTER,OIL SERVICE	24BAJ	LBKAAJ		LBKAA				0
F15	SEAL ASSY,SHAFT,CSD	24BBH	RBKAAJ		RBKAA				1
F15	SEAL ASSY,SHAFT,CSD	24BAK	LBKAAK		LBKAA				1
F15	SEAL,PLAIN ENC,PC PUMP	24BBJ	RBKAAK		RBKAA				1
F15	SEAL ASSY,SHAFT,PC PUMP	24BAL	LBKAAK		LBKAA				1
F15	SEAL ASSY,SHAFT,UTIL PUMP	24BBK	RBKAAK		RBKAA				1
F15	SEAL ASSY,SHAFT,UTIL PUMP	24BAM	LBKAAK		LBKAA				1
F15	SEAL ASSY,SHAFT,PTO	24BBL	RBKAAK		RBKAA				1
F15	SEAL ASSY,SHAFT,PTO	24BAN	LBKAAK		LBKAA				1
F15	SEAL ASSY,PAWL CARRIER	24BBM	RBKAAK		RBKAA				1
F15	SEAL ASSY,PAWL CARRIER	24BAP	LBKAAK		LBKAA				1
F15	VALVE,OIL COOLER BYPASS	24BBP	RBKAAK		RBKAA				2
F15	VALVE,OIL COOLER BYPASS	24BAR	LBKAAK		LBKAA				2
F15	CARRIER ASSY,PAWL	24BBR	RBKAAK		RBKAA				1
F15	CARRIER ASSY,PAWL	24BAT	LBKAAK		LBKAA				1
F15	SHAFT ASSY,FLEX,AMAD	24BDO	RBKAAK		RBKAA				8
F15	SHAFT ASSY,FLEX,AMAD	24BDO	LBKAAK		LBKAA				8
F15	COVER ASSY,PTO SHAFT	24BDA	RBKAAK		RBKAA				1
F15	COVER ASSY,PTO SHAFT	24BDA	LBKAAK		LBKAA				1
F15	BALL AND SOCKET ASSY	24BDC	RBKAAK		RBKAA				1
F15	BALL AND SOCKET ASSY	24BDC	LBKAAK		LBKAA				1
F15	TUBING,OIL	24EAG	RBKAAU		RBKAA				1
F15	VALVE,TEMP REG OIL/BYPASS	24EAA	RBKAAV		RBKAA				8
F15	VALVE,TEMP REG,OIL/BYPASS	24EAA	LBKAAW		LBKAA				8

PGG095.JIR1 DATE = 09/09/76

FLIGHT SAFETY PREDICTION TECHNIQUE

0000000011111111122222222333333333444444445555555566666666777777778						
12345678901234567890123456789012345678901234567890123456789012345678901234567890						
F15	INDICATOR,PRESS,DELTA "P"	24PRS	RBKAA	RBKAA		A
F15	OIL TUBING	24EAF	LBKAA	LBKAA		1
F15	INDICATOR,PRESS,DELTA "P"	24RAU	LBKAA	LBKAA		A
F15	GROUND START		BMA	BCAA		00000000
F15	GEARBOX,CENTRAL	24ANO	BMAA	BMA		1
F15	STARTER ASSY,HYDRAULIC	24ANA	BMAA	BMA		8
F15	GENERATOR,PERMA MAGNET	24ANB	BMAC	BMA		A
F15	FAN AND CLUTCH ASSY	24ANC	BMAA	BMA		1
F15	SEAL,ENCASED,CLUTCH SHAFT	24ANJ	BMAE	BMA		1
F15	SEAL,ENCASED,DECOUPLER	24ANL	BMAF	BMA		1
F15	VALVE,CLUTCH CONTROL,HYD	24ANM	BMAG	BMA		A
F15	SW AND OIL PUMP ASSY	24ANN	BMAH	BMA		8
F15	ELEMENT,OIL FILTER	24ANT	BMAJ	BMA		1
F15	OIL COOLER ASSY	24ANU	BMAK	BMA		2
F15	VALVE,OIL FILTER BYPASS	24ANV	BMAL	BMA		1
F15	VALVE,CHECK,GEARCASE VENT	24ANW	BMAA	BMA		1
F15	VALVE,OIL PRESS REG	24ANX	BMAN	BMA		2
F15	ADAPTER,OIL SERVICE	24ANY	BMAP	BMA		0
F15	VALVE,CONT,OIL PRESS REG	24ANI	BMAQ	BMA		8
F15	VALVE,CHECK,PRESS FILL	24AN2	BMAR	BMA		2
F15	GEARBOX *BAREK	24AN3	BMAS	BMA		1
F15	SW,DECOUPLER,RH POS/RESET	24AN4	BMAT	BMA		A
F15	LINK,REAR	24CAR	BMAU	BMA		8
F15	HOSE ASSY,JFS FUEL	24CAS	BMAV	BMC		1
F15	PUMP,HYD RAM,HAND DRIVEN	24DAA	BMAW	BMA		5
F15	MANIFOLD,HYD,JFS	24CAR	BMAX	BMA		1
F15	ACCUMULATOR,HYD,JFS	24DAD	BMAA	BMA		A
F15	VALVE,AIR CHARGE	24DAF	BMAZ	BMA		A
F15	GAGE,PRESS	24DAG	BMEA	BMA		0
F15	CONTROL ASSY,STARTING	24DAH	BMBB	BMA		8
F15	CONTROL HANDLE,P-P,JFS	24DAJ	BMBC	BMA		8
F15	SW,PRESS-HYD/PNEUMATIC	24DAL	BMBD	BMA		A
F15	IND,OIL FILTER,DELTA P	24ANZ	BMBE	BMA		0
F15	JET FUEL STARTER SYSTEM		BMC	BMA		AAAAAAAAA
F15	JET FUEL STARTER	24AD0	BMCA	BMC		1
F15	GAS GENERATOR ASSY	24ADA	BMCB	BMC		8
F15	COMBUSTION CHAMBER	24ADB	BMCC	BMC		8
F15	PLENUM ASSY,COMP INLET	24ADC	BMCD	BMC		2
F15	POWER TURBINE ASSY	24ADG	BMCE	BMC		8
F15	FUEL SYSTEM	24ADL	BMCF	BMC		8
F15	CONTROL ASSY,FUEL	24ADM	BMCG	BMC		A
F15	ATOMIZER ASSY,PRIM FUEL	24ADN	BMCH	BMC		A
F15	ATOMIZER ASSY,SEC FUEL	24ADP	BMCJ	BMC		A
F15	VALVE,DRAIN CHK,TB PLENUM	24ADQ	BMCK	BMC		0
F15	SW ASSY,2-SPEED	24ADR	BMCL	BMC		2
F15	FILTER ASSY,FUEL	24ADS	BMCM	BMC		1
F15	ELEMENT,FUEL FILTER	24ADT	BMCN	BMC		2
F15	IGNITION UNIT	24ADI	BMCP	BMC		8
F15	PLUG,IGNITOR	24AD2	BMCQ	BMC		A
F15	CONTROL UNIT,GENERATOR	24AD3	BMCR	BMC		A

PGG095.J1R1 DATE = 09/09/76

FLIGHT SAFETY PREDICTION TECHNIQUE

0000000011111111222222222233333333444444444444555555555566666666667777777778  
12345678901234567890123456789012345678901234567890123456789012345678901234567890

F15 LEAD,IGNITION	24AD6	BMCS	BMC	A
F15 HARNESS ASSY,WIRING	24AD7	BMCT	BMC	1
F15 CABLE ASSY,JFS	24AD8	BMCU	BMC	1
F15 DUCT,EXHAUST	24CAB	BMCV	BMC	1
F15 CONNECTOR,EXHAUST DUCT	24CAC	BMCW	BMC	1
F15 SEAL,INLET DUCT	24CAG	BMCX	BMC	1
F15 COUPLING,JFS MOUNTING	24CAQ	BMCY	BMC	1
F15 VALVE,CHK,JFS	46ADT	BM CZ	BMC	1
F15 IND,FUEL FILTER,DELTA P	24ADU	BM CZ A	BMC	0
F15 ENGINE STATUS		BNA	RFB	AAAAAAAAA
F15 ENGINE RPM XN-2<		BNB	RNA K BFL	33333333
F15 INDICATOR,ELEC TACHOMETER	231AA	BNBA	BNB	A
F15 STATOR,GENERATOR	23KAH	BNBB	BNB	A
F15 ROTOR ,GENERATOR	23KAJ	BNBC	BNB	A
F15 FAN TB INL TEMP XFTIT<		BNC	BNA K BFL	33333333
F15 INDICATOR,FTIT	231AB	BNCA	BNC	A
F15 THERMOCOUPLE,FTIT	23HAK	BNCB	BNC	A
F15 BOX,INTERCONNECT	23KAR	BNCC	BNC	A
F15 EXHAUST NOZZLE POSITION		BND	BNA I BJC	0300A0000
F15 INDICATOR NOZZLE POSITION	231AC	BNDA	BND	A
F15 TRANSDUCER NOZZLE POSITION	231AM	BNDB	BND	A
F15 BOX,INTERCONNECT	23KAR	BNDC	BND	A
F15 OIL PRESSURE		BNF	BNA I BGAA	AAAAAAAAA
F15 OIL PRESSURE INDICATION		BNF	BNF	11111111
F15 INDICATOR,OIL PRESSURE	231AG	BNFA	BNF	A
F15 TRANSMITTER,OIL PRESSURE	231AP	BNFB	BNF	A
F15 BOX INTERCONNECT	23KAR	BNFC	BNF	A
F15 PRESS LOW WARNING		BNG	BNE	11111111
F15 DISPLAY UNIT,CAUTION LIGHT	44EAO	BNGA	BNG	A
F15 HARNESS ASSY,PCB WIRING	44EAA	BNGB	BNG	A
F15 LOGIC UNIT,CAUTION LIGHT	44ECC	BNGC	BNG	A
F15 BRD ASSY,DRIVER/RESET	44ECA	BNGD	BNG	A
F15 BRD ASSY,CAUTION CONTROL	44ECB	BNGE	BNG	A
F15 BRD ASSY,MODE CONTROL	44ECC	BNGF	BNG	A
F15 POWER SUPPLY,LOW VOLTAGE	44ECD	BNGG	BNG	A
F15 POWER SUPPLY,ASSY LAMP PWR	44ECE	BNGH	BNG	A
F15 CABLE ASSY,BRANCHED	44ECF	BNGJ	BNG	A
F15 WIRE BUNDLE,CAUTION LIGHT	44EDC	BNGK	BNG	A
F15 ENGINE ANTI-ICE		BNH	BCR	88888888
F15 ICE DETECTION SYSTEM EA	49CAO	BNHA	BNH	1
F15 DETECTOR,ICE,ENGINE	49CAA	BNHB	BNH	A
F15 PRINTED WIRE ASSY,EMI REG	49CAR	BNHC	BNH	A
F15 PRINTED WIRE ASSY,SW/TIMER	49CAC	BNHD	BNH	A
F15 PRINTED WIRE ASSY,MAG OSC	49CAD	BNHE	BNH	A
F15 WIRING ASSY,STRUT	49CAE	BNHF	BNH	A
F15 DISPLAY UNIT,CAUTION LIGHT	44EAO	BNHG	BNH	A
F15 HARNESS ASSY,PCB WIRING	44EAA	BNHH	BNH	A
F15 LOGIC UNIT,CAUTION LIGHT	44ECO	BNHJ	BNH	A
F15 BRD ASSY,DRIVER/RESET	44ECA	BNHK	BNH	A
F15 BRD ASSY,CAUTION CONTROL	44ECR	BNHL	BNH	A

PGG095.J1R1 DATE = 09/09/76

FLIGHT SAFETY PREDICTION TECHNIQUE

0000000001111111112222222222333333333344444444445555555555666666666677777777778  
12345678901234567890123456789012345678901234567890123456789012345678901234567890

F15	BRD ASSY,MODE CONTROL	44ECC	BNHM	BNH	A
F15	POWER SUPPLY,LOW VOLTAGE	44ECD	BNHN	BNH	A
F15	POWER SUPPLY,ASSY,LAMP PWR	44ECE	BNHP	BNH	A
F15	CABLE ASSY,BRANCHED	44ECF	BNHQ	BNH	A
F15	WIRE BUNDLE,CAUTION LIGHT	44EDO	BNHR	BNH	A
F15	CKB,ENGINE ANTI-ICE	42CDA	BNHS	BNH	A
F15	CKB,ENGINE ANTI-ICE	42CDA	BNHT	BNH	A
F15	OVERHEAT/FIRE COMMON		BNJ	BNK	AAAAAAAAA
F15	OVERHEAT FIRE COMMON		BNJ	BNL	AAAAAAAAA
F15	FIRE DET,PWR SW RELAY	42CHA	BNJA	BNJ	A
F15	FIRE DET,TEST RELAY	42CHA	BNJB	BNJ	C
F15	PANEL TEST	49AGO	BNJC	BNJ	O
F15	ENGINE WARN AND CONT		BNK	BXB	AAAAAAAAA
F15	ENG OVERHEAT/FIRE DET SYST	49AAO	BNKA	BNK	1
F15	CONTROL,ALARM,ENG OVH/FIRE	49AAC	BNKB	BNK	A
F15	ELEMENT,ENG,-251,F-15A	49AAA	BNKC	BNK	1
F15	ELEMENT,ENG,-231,F-15A	49AAB	BNKCA	BNK	1
F15	ELEMENT,ENG,-245,F-15A	49AAD	BNKCB	BNK	1
F15	ELEMENT,ENG,-253,F-15A	49AAE	BNKCC	BNK	1
F15	ELEMENT,ENG,-243,F-15A	49AAF	BNKCD	BNK	1
F15	ELEMENT,ENG,-233,F-15A	49AAG	BNKCE	BNK	1
F15	ELEMENT,ENG,-237,F-15A	49AAH	BNKCF	BNK	1
F15	ELEMENT,ENG,-259,F-15A	49AAL	BNKCG	BNK	1
F15	ELEMENT,ENG,-269,F-15A	49AAM	BNKCH	BNK	1
F15	ELEMENT,ENG,-271,F-15A	49AAN	BNKCJ	BNK	1
F15	ELEMENT,ENG,-273,F-15A	49AAP	BNKCK	BNK	1
F15	PANEL CONT AND WARN.	49AEO	BNKCL	BNK	A
F15	AMAD & JFS FIRE WARN & CONT		BNL	BXD	AAAAAAAAA
F15	CONTROL,ALARM,AMAD OH/FORE	49ABC	BNLA	BNL	A
F15	AMAD/JFS OVH/FIRE DET SYST	49ABO	BNLB	BNL	A
F15	ELEMENT,AMAD,-235	49ABA	BNLC	BNL	A
F15	PANEL CONT AND WARN.	49AEO	BNLO	RNL	A
F15	VAR RAMP POSITION WARNING		BNN	BCC	I BCD 000010000
F15	SW.INLET RAMP	9911A	BNNA	BNN	A
F15	DISPLAY UNIT,CAUTION LIGHT	44EAO	BNNB	RNN	A
F15	HARNESS ASSY,PCB WIRING	44EAA	BNNC	BNN	A
F15	BRD ASSY,DRIVER/RESET	44ECA	BNND	BNN	A
F15	BRD ASSY,CAUTION CONTROL	44ECB	BNNE	BNN	A
F15	BRD ASSY,MODE CONTROL	44ECC	RNNF	BNN	A
F15	POWER SUPPLY,LOW VOLTAGE	44ECD	BNNG	RNN	A
F15	POWER SUPPLY,ASSY LAMP PWR	44ECE	BNNH	RNN	A
F15	CABLE ASSY,BRANCHED	44ECF	BNNJ	BNN	A
F15	WIRE BUNDLE,CAUTION LIGHT	44EDO	BNNK	BNN	A
F15	ONE ENGINE FUEL FEED		BRA	BAA	AAAAAAAAA
F15	FUEL FILTER ASSY	23QDO	BRAA	BRA	O
F15	VALVE,FUEL SHUTOFF	46ADJ	BRAAA	BRA	O
F15	ELEMENT,FUEL FILTER	23QDA	BRAB	BRA	O
F15	ACTUATOR,ENG FUEL SHUTOFF	46ADP	BRABA	BRA	J
F15	SW.,MASTER,ENG	231RF	BRAC	BRA	O
F15	VALVE,BODY ASSY	46ADQ	BRAD	BRA	1

PGG095.J1R1 DATE = 09/09/76

FLIGHT SAFETY PREDICTION TECHNIQUE

```

00000000111111112222222222333333333344444444445555555555666666666677777777778
12345678901234567890123456789012345678901234567890123456789012345678901234567890
F15 LINE ASSY,A/F-ENG 46ADG BRAE BRA 1
F15 HEAT EXCHANGER FUEL-OIL 46ADF BRAF BRA 1
F15 MAIN ENGINE BOOST BRB BJA AAAAAAAAAA
F15 MAIN ENGINE BOOST BRB BPA K BRC AAAAAAAAAA
F15 PUMP,FUEL,MAIN ENG 23HAD BRBA BRB A
F15 TANK BOOST BRC BRA K BRB AAAAAAAAAA
F15 NORMAL BOOST %SAME SIDE< BRD BRC BRE 111111111
F15 ELEMENT,PUMP,FUEL BOOSTER 46ADM BRDA BRD A
F15 RLY,CONTROL,BOOST PUMP 9946B BRDB BRD A
F15 BACK-UP BRE BRC K BRD AAAAAAAAAA
F15 OTHER SIDE BOOST BRG BRE BRH 111111111
F15 ELEMENT,FUEL BOOSTER 46ADM BRGA BRG A
F15 RLY,CONTROL,BOOST PUMP 9946B BRGB BRG A
F15 EMERGENCY BOOST BRH BRE K BRG AAAAAAAAAA
F15 PUMP,EMER BOOST 46ADK BRHA BRH A
F15 RLY,CONTROL,EMER BOOST 42CHA BRHB BRH A
F15 SW.,CHECK,EMER BOOST PUMP 46EAB BRHC BRH C
F15 SW.,PRESS,BOOST PUMP SENS 46ECA BRHD BRH A
F15 BOOST PUMP EMER CONTR SW 46FAC BRHE BRH 1
F15 CROSS-FEED BRJ BRE 555555555
F15 VALVE,CHK,AUTO CROSS-FEED 46ADD BRJA BRJ A
F15 VALVE,FEED,INTERCONNECT 46ADR BRJB BRJ 1
F15 VALVE,FEED,INTERCONNECT 46ADS BRJC BRJ 1
F15 HOT FUEL BY PASS BRK BRA 100000001
F15 THERMOSTAT FLOW CONTROL 23HAC BRKA BRK A
F15 FUEL SUPPLY MAIN TANKS BSA B 0AAAAAAAA50
F15 ENGINE FUEL SUPPLY SYSTEM 46ADO BSAA BSA 0
F15 LEFT ENGINE FEED TANK BSB BSA K BSC AAAAAAAAAA
F15 TANK,FUEL,A/C NO 3A 46AEE BSBA BSB 1
F15 TANK,FUEL,A/C NO 3B 46AEF BSBB BSB 1
F15 HOUSING-PUMP 46ADN BSBC BSB 1
F15 RIGHT ENGINE FEED TANK BSA BSA K BSB AAAAAAAAAA
F15 TANK,FUEL,A/C NO 2 46AEC BSCA BSC 1
F15 FUEL PUMP HOUSING 46ADL BSCB BSC 1
F15 REPLENISH TRANSFER ATTENUATE BSD BSA 111111111
F15 INTERNAL FUEL TRANSFER BSE BSD C00111000
F15 INT FUEL TRANS/DUMP SYSTEM 46AAG BSEA BSE 0
F15 SW.,PRESS,FUEL XFER DUMP 46ECC BSEB BSE 0
F15 VALVE,FLT,FUEL LEVL CNT|2 46AAK BSED BSE 1
F15 VALVE,POP,FUEL LEVL CNT|2 46AAL BSEE BSE 1
F15 VALVE,FLT,FUEL LEVL CNT|3A 46AAX BSEF BSE 1
F15 VALVE,POP,FUEL LEVL CNT|3A 46AAY BSEG BSE 1
F15 COVER,SELF SEAL,FUEL LINES 46AAP BSEM BSE 0
F15 TANK NO 1 FUEL TRANSFER BSF BSE 000011000
F15 TANK,FUEL,A/C NO 1 46AEA BSFA BSF 1
F15 TANK NO 1 PRESS TRANSFER BSG BSH 111111111
F15 PUMP,FUEL TRANSFER %NO-1< 46AAM BSGA BSG A
F15 VALVE,CHK,NORM TRANSFER 46AAU BSGB BSG 0
F15 VALVE,DRAIN,AUTOMATIC 46ABH BSGE BSG 0
F15 TANK NO 1 GRAVITY TRANSFER BSH BSG K BSG AAAAAAAAAA

```

PGG095.J1R1 DATE = 09/09/76

FLIGHT SAFETY PREDICTION TECHNIQUE

```

00000000111111112222222223333333344444444455555555666666667777777778
1234567890123456789012345678901234567890123456789012345678901234567890
F15 VALVE,FEED TANK INTERCONN 46AAZ BSHA BSH A
F15 VALVE,CHK,GRAVITY TRANSFER46AAG BSHB BSH 1
F15 LEFT WING FUEL TRANSFER BSJ RSE 000011000
F15 LEFT WING FUEL TRANSFER BSJ LBSW AAAAAAAAA
F15 TANK,INTEGRAL,FUEL,LH 11KGA BSJA BSJ 1
F15 TANK,SURGE,INTEGRAL,LH 11KGB BSJB BSJ 0
F15 PUMP,FUEL,EJECT SCAVENGE 46ACR BSJC BSJ 0
F15 VALVE,DRAIN,AUTOMATIC LFT 46ABH BSJD BSJ 0
F15 LEFT WING PRESS TRANSFER BSK BSJ BSL 111111111
F15 PUMP,FUEL TRANSFER,WING 46AAA BSKA BSK A
F15 LEFT WING GRAVITY TRANSFER BSL BSJ K BSK AAAAAAAAA
F15 VALVE,CHK,GRAV TRANSFER 46AAH BSLA BSL 1
F15 VALVE,FEED INTERCONNECT 46ADR BSLB BSL 1
F15 VALVE,FEED INTERCONNECT 46ADS BSLC BSL 1
F15 RIGHT WING FUEL TRANSFER BSM BSE 000011000
F15 RIGHT WING FUEL TRANSFER BSM RBSW AAAAAAAAA
F15 TANK,INTEGRAL FUEL,RH 11KKA BSMA BSM 1
F15 TANK,SURGE,INTEGRAL 11KKB BSMB BSM 0
F15 PUMP,FUEL,EJECT SCAVENGE 46ACR BSMC BSM C
F15 VALVE DRAIN,AUTOMATIC RT 46ABH BSMD BSM 0
F15 RIGHT WING PRESS TRANSFER BSP HSM BSQ 111111111
F15 PUMP,FUEL TRANSFER,WING 46AAA BSPA BSP A
F15 RIGHT WNG GRAVITY TRANSFER BSQ BSM K BSP AAAAAAAAA
F15 VALVE,CHK,GRAV TRANSFER 46AAH BSQA BSQ 1
F15 VALVE,FEED INTERCONNECT 46ADR BSQB BSQ 1
F15 VALVE,FEED INTERCONNECT 46ADS BSQC BSQ 1
F15 EXTERNAL FUEL TRANSFER BSR BSD 000000000
F15 EXT FUEL XFER SYSTEM 46BRG BSRA BSR 0
F15 TANK,FUEL,600 GAL *3< 46BAA BSRB BSR 1
F15 CAP/ADAPTOR,GRAV FILL *3< 46BAC BSRC BSR 0
F15 DISCONNECT ASSY,WING *2< 46BBA BSRD BSR 1
F15 DISCONNECT ASSY,PYLON *3< 46BBB BSRE BSR 1
F15 VALVE,REFUEL/XFER SHUTOFF 46BBC BSRF BSR 3
F15 DISCONNECT ASSY,FUSELAGE 46BBD BSRG BSR 1
F15 VALVE,REFUEL/TRANSFER *3< 46BBE BSRH BSR 3
F15 SOL,FUEL SHUTOFF 46BBF BSRJ BSR 3
F15 EXT TANK PRESS/VENT SYSTEM46BCO BSRK BSR 0
F15 REGULATOR,AIR PRESS,WNG*2<46BCA BSRL BSR 5
F15 VALVE,SAFETY RELIFF,EXT 46BCB BSRM BSR 1
F15 DISCONNECT ASSY,EXT PRESS 46BCC BSRN BSR 1
F15 DISCONNECT AIR,PYLON/TANK 46BCD BSRP BSR 1
F15 DISCONNECT ASSY,EXT PRESS 46BCF BSRQ BSR 1
F15 REGULATOR,AIR PRESS,CTL 46BCH BSRR BSR 5
F15 VALVE,PRESS RELIEF,EMET*3<46BCL BSRS BSR 1
F15 VALVE CHK,AIR,PYLON*3< 46BCM BSRT BSR 1
F15 SW.,NEG "G" *3< 46EAF BSRV BSR 2
F15 VALVE,FLT,FUEL LV CONT,WNG46ABD BSRW BSR 1
F15 VALVE,POP,FUEL LV CONT,WNG46ABE BSRX BSR 1
F15 VALVE,FLT,FUEL LV CONT,| 146ABF BSRY BSR 1
F15 VALVE,POP,FUEL LV CONT,| 146ABG BSPZ BSR 1

```

PGG095.J1R1 DATE = 09/09/76

FLIGHT SAFETY PREDICTION TECHNIQUE

```

000000000111111111222222222333333333444444444555555555666666666777777777
1234567890123456789012345678901234567890123456789012345678901234567890
F15 WIRE CABLE ASSY 75EBJ BSRZA BSR 1
F15 INTERNAL TANK PRESS BSS BSA 000111000
F15 INTERNAL TANK PRESS ATTEN BST BSS 111111111
F15 NORMAL PRESSURE BSU BST BSV 111111111
F15 REGULATOR PRESS INT TANKS 46ACG BSUA BSU 8
F15 VALVE,CHK,DIVE VENT 46ACC BSUB RSU 0
F15 VALVE CHECK-HOT AIR 46ACL BSUC BSU 0
F15 VALVE AIR SHUT OFF 46ACM BSUD BSU 8
F15 EMERGENCY PRESSURE -RAM- BSV BST K BSU AAAAAAAAAA
F15 VALVE,SAFETY RLV,FUEL PRES46ACB BSVA BSV 1
F15 VALVE RAM AIR CONTROL 46ACP BSV BSV A
F15 VALVE SAFETY RELIEF 46ACA BSV RSV 1
F15 FUEL DUMP,LEFT WING LBSW FG 111111111
F15 FUEL DUMP,RIGHT WING RBSW FG 111111111
F15 ACTUATOR,FUEL DUMP SHUTOFF46AAV LBSWA LBSW A
F15 ACTUATOR,FUEL DUMP SHUTOFF46AAV RBSWA RBSW A
F15 VALVE,BF,FUEL DUMP SHUTOFF46AAW LBSWB LBSW A
F15 VALVE,BF,FUEL DUMP SHUTOFF46AAW RBSWB RBSW A
F15 ARRESTER,FLAME/LIGHTENING 46ACS LBSWC LBSW 1
F15 ARRESTER,FLAME/LIGHTENING 46ACS RBSWC RBSW 1
F15 AERIAL REFUEL BTA BSD 0000C1000
F15 PANEL,PWR DIST,FUEL CONTR 46EAA BTAA BTA 1
F15 HARNESS ASSY 46DAR BTAB RTA 1
F15 SLIPWAY DOOR ACTUATION BTB BTA AAAAAAAAAA
F15 CYL ASSY,ACT,LIN,SLIPWAY 46DAC BTBA BTA A
F15 SW.,LIMIT,A/R DOOR OPEN 46EEB BTBB BTA 0
F15 SW.,LIMIT,A/R DOOR CLOSE 46EEC BTBC BTA A
F15 AMPLIFIER,SIGNAL,A/R 46EFE BTBD BTA 8
F15 NORMAL ACTUATION BTC BTB BTB 111111111
F15 RECEPTACLE,A/R,SUBASSY 46DAP BTCA BTC 8
F15 VALVE,LIN DIR CONTROL 46DAD BTCB BTC A
F15 VALVE,RESTRICTOR 46DAL BTCC BTC 1
F15 RLY,DOWN LOCK,TIME DELAY 42CHY BTCD BTC 1
F15 RLY,A/R OVERRIDE 42CHM BTCE BTC 1
F15 EMER ACTUATION BTD BTB K BTC AAAAAAAAAA
F15 THRUSTER,CARTR,ACT,EMER 46DAF BTDA BTD A
F15 CARTRIDGE,EMER,A/R 97AAL BTDB BTD A
F15 BATTERY,THERMAL 97AAN BTDC BTD A
F15 LIGHT,A/R RECEPTACLE IND 46FEA BTDD BTD 1
F15 BATTERY,THERMAL 97AAD BTDE BTD A
F15 A/R ENGAGEMENT BTE BTA AAAAAAAAAA
F15 RECEPTACLE,SEQ,A/R SUBASSY46DAP BTFA BTE 8
F15 AMPLIFIER,SIGNAL,A/R 46EEE BTEB BTE 8
F15 ACTUATOR,NOZZLE LOCK 9946C BTEC BTE A
F15 SW.,NOZZLE LOCK 9946D BTED BTE A
F15 RLY,A/R RELEASE 42CCM BTEE BTE A
F15 VALVE LIN DIR. CONT.DUMP 46DAG BTEF BTE 8
F15 FITTING ASSY 46DAK BTEG BTE 8
F15 CYLINDER ASSY 46DAQ BTEH BTE 8
F15 COMPENSATNG CHECK VALVE 46DAT BTEJ BTE 0

```

PGG095.J1R1 DATE = 09/09/76

FLIGHT SAFETY PREDICTION TECHNIQUE

```

0000000001111111112222222222333333333344444444445555555555666666666677777777778
12345678901234567890123456789012345678901234567890123456789012345678901234567890
F15 SWITCH PRESSURE 46EFF BTEK RTE 1
F15 GROUND DEFUEL BTJ BSA 000000000
F15 ADAPTER,PRESS DEFUEL 46AHR BTJA BTJ A
F15 VALVE,CHK,GND DEFUEL LINE 46ABC BTJB BTJ 1
F15 VALVE,DRAIN,FUSELAGE TANKS 46AEH BTJC BTJ 1
F15 VALVE,DRAIN,WING TANKS 46AEJ BTJD BTJ 1
F15 VALVE,DRAIN,EXT FUEL TANKS 46BAE BTJE BTJ 1
F15 GROUND REFUEL BTN BSA 000000000
F15 ADAPTER,PRESS REFUEL 46ABA BTNA BTN A
F15 VALVE,CHK,REFUEL MANIFOLD 46AAJ BTNB BTN A
F15 PANEL,GND PREFLIGHT TEST 46EAB BTNC BTN 8
F15 PANEL,PWR DIST,FUEL CONTR 46EAA BTND BTN 8
F15 MISC.RLY PANEL NO 1 42CHA BTNE BTN 8
F15 MISC.RLY PANEL NO 2 42CHG BTNF BTN 8
F15 AVIONICS MISC RLY PANEL 1342CJD BTNG BTN 8
F15 SW.FLOAT,INTERCONNECT 2EA 46EAE BTNH BTN 1
F15 FUEL STATUS BTR R 0AAAAAAAO
F15 QUANTITY INDICATION BTS BTR K BSA AAAAAAAAA
F15 TOTAL QTY & TANK MONITORING BTT HTS 011111100
F15 INDICATOR,FUEL QTY 46EBA BTTA BTT A
F15 EXTERNAL SENSE BTU BTT 0AA100000
F15 XMITTER,FUEL QTY %EA OF 3<46EEP BTUA BTU 3
F15 RLY,LEFT TANK ABOARD 42CHM BTUB BTU A
F15 RLY,CTL TANK ABOARD 42CHM BTUC HTU A
F15 RLY,RIGHT TANK ABOARD 42CHS BTUD BTU A
F15 INTERNAL QTY BTV BTS 011111100
F15 INTERNAL INDICATION BTW BTV RTY 111111111
F15 INDICATOR,FUEL QTY 46EBA BTWA BTW A
F15 INTERNAL SENSE BTX BTS S666666666
F15 INTERNAL SENSE BTX BTT FAAAAAAAAA
F15 INTERNAL SENSE BTX BTW FAAAAAAAAA
F15 XMITTER,FUEL QTY,TNK | 1 46EBF BTXA BTX A
F15 XMITTER,FUEL QTY,TNK | 2 46EBH BTXB BTX A
F15 XMITTER,FUEL QTY,TNK | 3A 46EBJ BTXC BTX A
F15 XMITTER,FUEL QTY,TNK | 3B 46ERK BTXD BTX A
F15 XMITTER,FUEL QTY,WNG | 1 46EBL BTXE BTX A
F15 XMITTER,FUEL QTY,WNG | 2 46EBM BTXF BTX A
F15 XMITTER,FUEL QTY,WNG | 3 46ERN BTXG BTX A
F15 FUEL LOW WARNING BTY K BTW AAAAAAAAA
F15 DISPLAY UNIT,CAUTION 44EAO BTYA BTY A
F15 HARNESS ASY,PCB 44FAA BTYB BTY A
F15 LOGIC UNIT,CAUTION LIGHT 44ECO BTYC BTY A
F15 BRD ASSY,DRIVER/RESET 44FCA BTYD BTY A
F15 BRD ASSY,CAUTION CONTROL 44ECB BTYE BTY A
F15 BRD ASSY,CAUTION CONTROL 44FCC BTYF BTY A
F15 PWR SUPPLY,LOW VOLT 44ECD BTYG BTY A
F15 PWR SUPPLY,LAMP POWER 44ECE BTYH BTY A
F15 CABLE ASSY,BRANCHED 44ECF BTYJ BTY A
F15 WIRE BUNDLE CAUTION LIGHT 44EGD BTYK BTY A
F15 RLY,FUEL LOW 42CHA BTYL BTY A

```

PGG95.J1R1 DATE = 09/09/76

FLIGHT SAFETY PREDICTION TECHNIQUE

```

00000000111111112222222233333333444444445555555566666666777777778
1234567890123456789012345678901234567890123456789012345678901234567890
F15 FUEL LOW SENSE BTZ BTY AAAAAAAAAA
F15 CONTROL ASSY,LEVEL SENSE 46ECD BTZA BTZ A
F15 FUEL FLOW BUA BTR K BRA 111111111
F15 INDICATOR,FUEL,RATE/FLOW 46EDA BUAA BUA A
F15 XMITTER,FUEL,RATE/FLOW 46EDB BUAB BUA A
F15 BOX,ENG INTERCONNECT 23KAR BUAC BUA 1
F15 HOT FUEL WARNING BUB BTR K BRK 111111111
F15 SENSOR,TEMP,HOT FUEL 46EAG BUBA BUB A
F15 DISPLAY UNIT,CAUTION 44FAO BUBB BUB B
F15 HARNESS ASSY,PCB 44EAA BUBC BUB A
F15 LOGIC UNIT CAUTION LIGHT 44ECO BUBD BUB B
F15 BRD ASSY,DRIVER/RESET 44ECA BUBE BUB B
F15 BRD ASSY,CAUTION CONTROL 44ECB BUBF BUB B
F15 BRD ASSY,MODE CONTROL 44ECC BUBG RUB B
F15 PWR SUPPLY,LOW VOLT 44ECD BUBH BUB B
F15 PWR SUPPLY,LAMP POWER 44ECF BUBJ RUB B
F15 WIRE BUNDLE,CAUTION LIGHT 44EDC BUBK BUB B
F15 PANEL,GND,PRE-FLIGHT TEST 44EAB BUBL BUB O
F15 BOOST PRESS LOW WARNING BUC BTR K BRC 010010000
F15 BOOST PUMP PRESSURE SW 46ECA BUCA BUC A
F15 DISPLAY UNIT,CAUTION 44EAO BUCC BUC B
F15 HARNESS ASSY,PCB 44EAA BUCD BUC A
F15 LOGIC UNIT CAUTION LIGHT 44FCC BUCE BUC A
F15 BRD ASSY,DRIVER/RESET 44ECA BUCF BUC A
F15 BRD ASSY,CAUTION CONTROL 44ECB BUCG BUC A
F15 BRD ASSY,MODE CONTROL 44ECC BUCH BUC A
F15 PWR SUPPLY,LOW VOLT 44ECD BUCJ BUC A
F15 PWR SUPPLY,LAMP POWER 44ECF BUCK BUC A
F15 WIRE BUNDLE,CAUTION LIGHT 44EDO BUCL BUC 1
F15 PANEL,GND,PRE-FLIGHT TEST 44EAB BUCM BUC O
F15 FIRE EXTINGUISH BXA B AAAAAAAAAA
F15 ENG & AMAD FIRE EXT SYSTEM 49ACO BXAA BXA O
F15 ENG FIRE EXT REA OF TWJ< BXB BXA X BAA AAAAAAAAAA
F15 PUSH-BUTTON,ENG FIRE 49AEO BXBA BXB A
F15 LINES,DISTRIBUTION 49ACE BXBB BXB 1
F15 RELAY,ENG FIRE EXT 42CHA LBXBC BXB A
F15 RELAY,ENG FIRE EXT 42CHG RBXBC BXB A
F15 VALVE,SOL,FUEL SHUT-OFF 46ADJ BXBE BXB A
F15 VALVE,BODY ASSY 46ADQ BXBF BXB 1
F15 ACTUATOR,ENG FUEL SHUT-OFF 46ADP BXBG BXB A
F15 ENGINE AGENT RELEASE BXC BXB AAAAAAAAAA
F15 SW,DISCHARGE,FIRE EXT 49AEO BXCA BXC A
F15 CARTRIDGE,FIRE EXT DSCH 97AAK BXCB BXC A
F15 AMAD AND JFS FIRE EXT BXD BXA X BMC AAAAAAAAAA
F15 AMAD AND JFS FIRE EXT BXD BXDD X BXX AAAAAAAAAA
F15 PUSH-BUTTON,AMAD/JFS FIRE 49AEO BXDA BXD A
F15 RELAY,AMAD FIRE EXT 42CHA BXDB BXD A
F15 DISTRIBUTION LINES 49ACE BXDC BXD 1
F15 DUAL PROVISOORY DUMMY BXDD BXA AAAAAAAAAA
F15 AMAD AGENT RELEASE BXE BXD AAAAAAAAAA

```

PGG095.JIR1 DATE = 09/09/76

FLIGHT SAFETY PREDICTION TECHNIQUE

```

00000000111111112222222233333333444444455555556666666777777778
123456789012345678901234567890123456789012345678901234567890123456789012345678901234567890
F15 SW,DISCHARGE,FIRE EXT 49AEO BXEA BXE A
F15 CARTRIDGE,FIRE EXT DSCHG 97AAK BXEB BXE A
F15 SUPPLY & PRESSURIZATION BXJ BXR AAAAAAAAAA
F15 SUPPLY & PRESSURIZATION BXJ BXD AAAAAAAAAA
F15 CONTAINER,FIRE EXT 49ACA BXJA BXJ A
F15 OUTLET,DISCHARGE 49ACD BXJB BXJ A
F15 AMAD FIRE FREQUENCY BXX RXX FAAAAAAAAA
F15 ONE ENGINE FAILED BZZ RZZ FAAAAAAAAA
F15 COM/NAV/IDENT C C E AAAAAAAAAA
F15 COMMUNICATIONS CA CA 011111120
F15 UHF COMMUNICATIONS CAA CA 111111111
F15 UHF COMMUNICATIONS CAA CBH AAAAAAAAAA
F15 CONTRL PANEL,MAIN COMM 63BHQ CAAA CAA 1
F15 CHASSIS 63BHA CAAB CAA 1
F15 PANEL,EDGE LIGHT 63BHB CAAC CAA 0
F15 NORMAL TRANSMIT/RECEIVE CAC CAA CAD 333333333
F15 REC,TRANS RT-967 63AAG CACA CAC 2
F15 CHASSIS ASSY 63AAA CACB CAC 1
F15 MODULE,RF TRANSLATOR 63AAB CACC CAC 8
F15 AMPLIFIER 63AAC CACD CAC 8
F15 MODULE,EXCITER 63AAD CACE CAC 5
F15 MODULATOR ASSY 63AAE CACF CAC 5
F15 MODULE,FREQ. SYN. 63AAF CACG CAC A
F15 MODULE,IF/AUDIO AMP 63AAG CACH CAC 1
F15 MODULE,POWER SUPPLY 63AAH CACJ CAC A
F15 MODULE,TUNER,MECH 63AAJ CACK CAC A
F15 RECEIVER,RADIO GUARD 63AAL CACL CAC 1
F15 SELECTOR,ANTENNA C-9634 63ACO CACM CAC 2
F15 CKT BKR,AUT SELECT 83CBC01 42CCG CACN CAC 5
F15 ANTENNA,AS-2817,2 EA 63ADO CACP CAC 1
F15 SELECTOR,ANT C-9129 63AFO CACQ CAC 2
F15 MOUNTING,MT-4474 63AJU CACR CAC 0
F15 FILTER,LOW PASS 63ALO CACS CAC 1
F15 CKT BKR,UHF 76CBC002 42CCG CACT CAC A
F15 CKT BKR,UHF 76CBC003 42CCG CACU CAC A
F15 CKT BKR,UHF 76CBC004 42CCG CACV CAC A
F15 MODULE,COMPARATOR 63AAK CACW CAC 8
F15 AUX RECEIVE CAD CAA K CAC AAAAAAAAAA
F15 RECEIVER,AUX,R1789 63AGO CADA CAD 8
F15 CHASSIS ASSY 63AGA CADB CAD 1
F15 POWER SUPPLY ASSY 63AGC CADC CAD 8
F15 TRANSLATOR 63AGD CADD CAD 8
F15 SYNTHESIZER 63AGE CADE CAD 8
F15 TUNER 63AGF CADF CAD 8
F15 COMPARATOR 63AGG CADG CAD 8
F15 AMPLIFIER 63AGH CADH CAD 8
F15 MODULE,BIT 63AGJ CADJ CAD 0
F15 MOUNTING,MT 4441 63AKO CADK CAD 0
F15 ANTENNA,UHF/TACAN 63ADO CADL CAD 8
F15 CKT BKR,UHF AUX 77CBF004 42CCA CADM CAD A

```

PGG095.J1R1 DATE = 09/09/76

FLIGHT SAFETY PREDICTION TECHNIQUE

```

0000000001111111112222222222333333333344444444445555555555666666666677777777778
12345678901234567890123456789012345678901234567890123456789012345678901234567890
F15 CKT BKR,UHF AUX 77CBE003 42CCA CADN CAD A
F15 CKT BKR,UHF AUX 77CBE002 42CCA CADP CAD A
F15 FILTER,AUX LOW PASS 63ALO CADQ CAD 1
F15 COMM INTERFACE CAE CA 111111111
F15 CKT CARD,BLACK AUDIO 63RCF CAEA CAE 8
F15 CKT CARD,RED AUDIO 63BCJ CAER CAE 0
F15 CKT CARD,COMM INTERFACE 63HCK CAEC CAE 8
F15 AUX INTERFACE CAE DADC AAAAAAAAAA
F15 AUX INTERFACE CAG MMA 000010000
F15 AUX INTERFACE CAG NAY 000000000
F15 CKT CARD TONE GEN 63RCG CAGA CAG 8
F15 CKT CARD,AUX INTERFACE 63BCD CAGB CAG 8
F15 AUDIO PROCESSING CAH CAE AAAA/AAA
F15 AUDIO PROCESSING CAH CAG AAAAA,AAA
F15 AUDIO PROCESSING CAH CBF 111111111
F15 AUDIO PROCESSING CAH CBG 000000010
F15 AUDIO PROCESSING CAH CBH 222222222
F15 CONTROL PANEL C9011 63BCO CAHA CAH 8
F15 CHASSIS ASSY 63BCA CAHB CAH 1
F15 PANEL,EDGE LIGHT 63BCB CAHC CAH 0
F15 CKT CARD,BIT LOGIC 63BCH CAHD CAH 0
F15 CKT CARD,MEMORY 63BCL CAHE CAH 8
F15 CKT CARD,MEMORY 63BCP CAHF CAH 8
F15 CKT CARD,MEMORY 63BCQ CAHG CAH 8
F15 CKT CARD,POWER SUPPLY 63PCT CAHH CAH A
F15 CKT CARD,POWER SUPPLY 63BCU CAHJ CAH A
F15 CKT BKR,ICS 78CBC013 42CCG CAHK CAH A
F15 CKT BKR,ICS 78CBC012 42CCG CAHL CAH A
F15 SECURE VOICE CAJ CAA 000000000
F15 SPEECH SECURITY UNIT 63ABO CAJA CAJ 8
F15 CKT BKR,KY-28 78CBE014 42CCA CAJB CAJ A
F15 NAVIGATION CR C E 001222240
F15 NAV SOLUTIONS CBA CB 111111111
F15 CENTRAL COMPUTER SOLUTIONS CBB CBA 111111111
F15 COMPUTER,DIGITAL 57AAO CBBA CBB 8
F15 FILTER,RFI 57AAH CBBB CBB 1
F15 PAGE CPU CLOCK 57AAF CBBC CBB 8
F15 PAGE,CPU LO DATA 57AAG CBBD CBB 8
F15 PAGE,CPU HI DATA 57AAH CBBE CBB 8
F15 PAGE,CPU CONTROL 57AAJ CBBF CBB 8
F15 PAGE,IO SERIAL 57AAK CBBG CBB 8
F15 PAGE,MEMORY CORE 57AAL CBBH CBB 8
F15 PAGE,MAIN STORE TIMING 57AAM CBBJ CBB 8
F15 PAGE,IO TR REC 57AAN CBBK CBB 8
F15 PAGE,IO SERIAL CONTROL 57AAP CBBL CBB 8
F15 RELAY ASSY 57AAQ CBBM CBB 8
F15 CONNECTOR ASSY 57AAP CBBN CBB 1
F15 BACKPANEL,MAIN STORE 57AAS CBBP CBB 1
F15 HARNESS,AC POWER 57AAT CBBQ CBB 1
F15 HARNESS,DC POWER 57AAU CBBR CBB 1

```

PGG095.J1R1 DATE = 09/09/76

FLIGHT SAFETY PREDICTION TECHNIQUE

00000000111111111222222223333333344444444555555566666667777777778  
1234567890123456789012345678901234567890123456789012345678901234567890

F15	HARNES, I D	57AAV	CBB5	CBB	1
F15	POWER SUPPLY	57AAX	CBBT	CBB	8
F15	CKT CARD, CONTRL, SEQ	57AAY	CBBU	CBB	8
F15	CKT CARD, INTERNAL VOLT	57AAZ	CBBV	CBB	8
F15	CKT BKR 84CBLO02	42CFA	CBBW	CBB	A
F15	CKT BKR 84CBLO03	42CFA	CBBX	CBB	A
F15	CKT BKR 84CBLO04	42CFA	CBHY	CBB	A
F15	CONTROL-IND, NAV, C-8849	71AKO	CBBZA	CBB	8
F15	CKT CARD, LOGIC NO.1	71AKA	CBBZB	CBB	8
F15	CKT CARD, LOGIC NO.2	71AKD	CBBZC	CBB	8
F15	CKT CARD, DATA BUS	71AKG	CBBZD	CBB	8
F15	CKT CARD, DISPLAY LOGIC	71AKK	CBBZE	CBB	8
F15	POWER SUPPLY	71AKN	CBBZF	CBB	A
F15	PANEL, EDGE LIGHT	71AKR	CBBZG	CBB	1
F15	BEZEL ASSY	71AKT	CBBZH	CBB	0
F15	CKT BKR 72CBEO03	42CCA	CBBZJ	CBB	A
F15	CKT BKR 72CBEO04	42CCA	CBBZK	CBB	A
F15	CKT BKR 72CBEO05	42CCA	CBBZL	CBB	A
F15	FLIGHT DIRECTOR SOLUTIONS		CRC	CBA	1111111A1
F15	ADAPTER, FLT DIRECTOR	51NBC	CBCA	CBC	8
F15	CHASSIS ASSY	51NBA	CRCB	CBC	1
F15	PWR SUPPLY	51NBB	CHCC	CBC	A
F15	CKT CARD CCC INTERFACE	51NBE	CBCD	CBC	2
F15	CKT CARD CCC INTERFACE	51NBF	CBCE	CBC	2
F15	CKT CARD CCC INTERFACE	51NBG	CBCF	CBC	2
F15	CKT CARD, MEMORY MODE	51NBH	CBCG	CBC	8
F15	CKT CARD, HSI/ADI INTER.	51NBJ	CBCI	CBC	8
F15	CKT CARD, DATA CONTROL	51NBK	CBCJ	CBC	8
F15	CKT CARD, DATA CONVERT	51NBL	CBCK	CBC	8
F15	CKT CARD, DATA COUPLER	51NBM	CBCL	CBC	8
F15	SWITCH, ROTARY	51NCO	CBCM	CBC	A
F15	CKT BKR 92CBC005	42CCG	CBCN	CRC	A
F15	INERTIAL NAV SOLUTIONS		CRD	CBA	001111100
F15	INERTIAL NAV SOLUTIONS		CRD	DACA	111111111
F15	INERTIAL NAV SOLUTIONS		CRD	FCM	111111111
F15	INERTIAL NAV SOLUTIONS		CRD	MDA	111111111
F15	INERTIAL MEASUREMENT		CBDA	CRD	AAAAAAAAA
F15	INERTIAL MEASURE UNIT	71AEO	CBDA	CRDA	8
F15	PLATFORM ASSY	71AED	CBDA	CRDA	8
F15	QUANTIZER	71AEY	CBDA	CRDA	8
F15	MEMORY	71AE2	CBDA	CRDA	8
F15	PRECISION TORQUE	71AF7	CBDA	CRDA	9
F15	INTERCONNECT ASSY	71AFD	CBDA	CRDA	8
F15	FRONT PANEL ASSY	71AFL	CBDA	CRDA	8
F15	POWER SUPPLY ASSY	71AFP	CBDA	CRDA	8
F15	CONVERTER REG ASSY	71AFQ	CBDA	CRDA	8
F15	MODE MONITOR	71AFV	CBDA	CRDA	8
F15	BATTERY ASSY	71AF1	CBDA	CRDA	1
F15	INT ASSY NO.1	71AF4	CBDA	CRDA	8
F15	INT ASSY NO.2	71AF7	CBDA	CRDA	8

PGG095.JIR1 DATE = 09/09/76

FLIGHT SAFETY PREDICTION TECHNIQUE

000000001111111122222222333333333344444444555555556666666677777777778  
12345678901234567890123456789012345678901234567890123456789012345678901234567890

F15	INT ASSY NO.3	71AGB	CBDA	8
F15	INT ASSY NO.4	71AGE	CBDAQ	8
F15	C1000 MODE	71AGH	CBDA	8
F15	C1000 MONITOR	71AGL	CBDA	8
F15	PLATFORM MEMORY	71AGP	CBDA	8
F15	DATA SEQ	71AGS	CBDA	8
F15	BINARY DECIMAL CONV	71AGV	CBDA	8
F15	NAV CONT IND INTERFACE	71AGY	CBDA	8
F15	SCRATCHPAD MEMORY	71AG2	CBDA	8
F15	BACKUP CONTROL LOGIC	71AG5	CBDA	8
F15	ANALOG/DIGITAL NO.1	71AG8	CBDA	8
F15	ANALOG/DIGITAL NO.2	71AHC	CBDA	8
F15	GYRO SPIN	71AHF	CBDA	8
F15	SYNCHRO BUFFER	71AHJ	CBDA	8
F15	MODE SEQUENCE	71AHM	CBDA	8
F15	DATA BUS	71AHQ	CBDA	8
F15	CCC/RADAR I/O	71AHT	CBDA	8
F15	TEMP CONTROL	71AHW	CBDA	8
F15	MOUNT, IMU	71AM0	CBDA	8
F15	CKT BKR 72CBE006	42CCA	CBDA	A
F15	CKT BKR 72CBE007	42CCA	CBDA	A
F15	CKT BKR 72CBE008	42CCA	CBDA	A
F15	CONTROL/INDICATION		CBDB	8
F15	CONTROL-INDICATOR	71AK0	CBDB	8
F15	LOGIC NO 1	71AKA	CBDB	8
F15	LOGIC NO 2	71AKD	CBDB	8
F15	DATA BUS	71AKG	CBDB	8
F15	DISPLAY LOGIC	71AKK	CBDB	8
F15	POWER SUPPLY	71AKN	CBDB	8
F15	PANEL EDGE LIGHT	71AKR	CBDB	0
F15	BEZEL ASSY	71AKT	CBDB	0
F15	INTERCONNECT ASSY	71AK1	CBDB	8
F15	BACKING, PANEL	71AK4	CBDB	1
F15	CKT BKR 72CBE003	42CCA	CBDB	A
F15	CKT BKR 72CBE004	42CCA	CBDB	A
F15	CKT BKR 72CBE005	42CCA	CBDB	A
F15	ATTITUDE/HEADING REF DATA		CBE	8
F15	AHRS DATA		CBE	8
F15	AHRS DATA		CBE	8
F15	AMPLIFIER, ELECT CONTROL	71FA0	CBE	8
F15	MODULE, COMPENSATING	71FAA	CBE	8
F15	POWER MODULE CC	71FAB	CBE	A
F15	DATA PROCESS CC	71FAD	CBE	8
F15	CONTROL CC	71FAF	CBE	8
F15	INTERFACE A CC	71FAG	CBE	8
F15	A/D CONV CC	71FAH	CBE	8
F15	CURRENT SERVO CC	71FAJ	CBE	8
F15	ERECTION CONTROL CC	71FAK	CBE	8
F15	OUTER ROLL SERVO CC	71FAL	CBE	8
F15	AMP SUBASSY	71FAM	CBE	8

AAAAAAAAA

AAAAAAAAA

11111111

11111111

PGG095.J1R1 DATE = 09/09/76

FLIGHT SAFETY PREDICTION TECHNIQUE

000000001111111112222222223333333334444444445555555556666666667777777778  
12345678901234567890123456789012345678901234567890123456789012345678901234567890

F15	POWER SUPPLY CC	71FAN	CBFM	CBE	8
F15	INTERFACE B CC	71FAP	CBEN	CBE	8
F15	ARITHMETIC CC	71FAQ	CREP	CBE	8
F15	I/O CC	71FAR	CBEQ	CBE	8
F15	POWER REGULATOR CC	71FAS	CBER	CBE	8
F15	GYRO DISPLACEMENT	71FBO	CBES	CPE	A
F15	CONTROL COMPASS	71FCO	CBET	CBE	8
F15	DETECTOR, MAG AZIMUTH	71FEG	CBEU	CBE	1
F15	CKT BKR 85CBC004	42CCG	CBEV	CBE	A
F15	CKT BKR 85CBC005	42CCG	CBEW	CBE	A
F15	CKT BKR 85CBC006	42CCG	CBEX	CBE	A
F15	TACAN DATA		CBF	CBC	111111100
F15	RECEIVER-TRANSMITTER	71DAO	CBFA	CBF	8
F15	POWER AMP	71DAA	CBFB	CBF	8
F15	FREQ GEN	71DAB	CBFC	CBF	8
F15	DECODER	71DAC	CBFD	CBF	8
F15	INTERNAL CONTROL	71DAD	CBFE	CBF	8
F15	BEARING COMPUTER	71DAE	CBFF	CBF	8
F15	RANGE COMPUTER	71DAF	CBFG	CBF	2
F15	CIRCULATOR-MONITOR	71DAG	CBFH	CBF	8
F15	SELF TEST	71CAH	CBFJ	CBF	0
F15	POWER SUPPLY	71DAK	CBFK	CRF	8
F15	CHASSIS	71DAM	CBFL	CBF	1
F15	INTERFACE ASSY	71DAN	CBFM	CBF	8
F15	ELECT COMP ASSY	71DAP	CBFN	CBF	8
F15	ELECT COMP ASSY	71DAQ	CBFP	CBF	8
F15	MODULE, DIGITAL INTERFACE	71DAS	CBFQ	CBF	8
F15	BOARD, CONNECTOR	71DAT	CBFR	CBF	8
F15	CARD DATA I/O	71DAU	CBFS	CBF	8
F15	CARD, ROUTINE CONTROL	71DAV	CBFT	CBF	8
F15	CARD, PAR/SERIAL CONV	71DAW	CBFU	CRF	8
F15	CARD, PAR/SERIAL CONV	71DAX	CBFV	CBF	8
F15	CARD, CONT WORD STORE	71DAY	CBFW	CBF	8
F15	CARD BIT CONTROL	71DAZ	CBFX	CBF	0
F15	CARD, SUPP PULSE OUT	71DA1	CBFY	CBF	8
F15	CARD, BRNG RATE	71DA2	CBFZ	CBF	8
F15	ANTENNA AS-2817	71DE0	CBFZA	CBF	1
F15	ANTENNA AS-2799	71DC0	CBFZB	CRF	1
F15	SWITCH, RF TRANS LINE	71DD0	CBFZC	CBF	5
F15	ILS/TACAN CONTROL PANEL	63BD0	CBFZD	CBF	8
F15	CKT BKR 78CRE010	42CCA	CBFZE	CBF	A
F15	CKT BKR 73CRE003	42CCA	CBFZF	CBF	A
F15	CHASSIS	63BDA	CBFZG	CRF	1
F15	PANEL, EDGE LIGHT	63RDB	CRFZH	CBF	0
F15	CKT CARD ASSY, TACAN	63RDC	CBFZJ	CBF	8
F15	MODULE RECEIVER RE-1	71DAL	CBFZK	CBF	8
F15	ILS STEERING		CBG	CBC	0000000A0
F15	RECEIVER, RADIO	71CA0	CBGA	CBG	8
F15	REC ASSY, LOCALIZER	71CAA	CBGB	CBG	8
F15	REC ASSY, GLIDESLOPE	71CAB	CBGC	CBG	8

PGG095.J1R1 DATE = 09/09/76

FLIGHT SAFETY PREDICTION TECHNIQUE

000000000111111111222222222333333333344444444445555555555666666666677777777778  
12345678901234567890123456789012345678901234567890123456789012345678901234567890

F15	REC,MKR BCN	71CAC	CBGD	CBG	1
F15	INST ASSY,LOCAL/GS	71CAD	CBGE	CBG	8
F15	FREQ CONTROL	71CAE	CBGF	CRG	8
F15	INVERTER	71CAF	CBGG	CBG	A
F15	PWR SUPPLY NO 1	71CAG	CBGH	CBG	A
F15	PWR SUPPLY NO 2	71CAH	CBGJ	CBG	A
F15	CHASSIS ASSY	71CAJ	CBGK	CRG	1
F15	ANTENNA AS-2796	71CFO	CBGL	CBG	1
F15	ANTENNA AS-2704	71CCO	CBGM	CBG	8
F15	CKT BKR 74CBE003	42CCA	CBGN	CBG	A
F15	ILS/TACAN CONTROL PANEL	63BDO	CBGP	CBG	8
F15	CHASSIS	63BDA	CBGQ	CBG	1
F15	PANEL,EDGE LIGHT	63BDB	CBGR	CBG	0
F15	ADF BEARING		CBH	CBG	111111100
F15	AMPLIFIER,ELECTRONIC	71BDO	CBHA	CBH	8
F15	CHASSIS	71EDA	CBHB	CBH	1
F15	PREAMP	71BDB	CBHC	CBH	8
F15	POWER SUPPLY MODULE	71BDC	CBHD	CBH	8
F15	BIT MODULE	71BDD	CBHE	CBH	0
F15	ANTENNA CONTROL MODULE	71BDE	CBHF	CBH	8
F15	FILTER/DET MODULE	71BDF	CBHG	CBH	8
F15	CLOCK/COUNTER MODULE	71BDG	CBHH	CBH	8
F15	HSI INTERFACE MODULE	71BDH	CBHJ	CBH	8
F15	POWER SUPPLY MODULE	71BDJ	CBHK	CBH	8
F15	POWER INPUT MODULE	71BDK	CBHL	CBH	8
F15	ANTENNA	71BEO	CBHM	CBH	8
F15	CKT BKR 75CBC003	42CCG	CBHN	CBH	A
F15	NAVIGATION DISPLAYS		CBJA	CB	111111111
F15	STEERING		CBKA	CBJA	111111111
F15	REDUNDANCY ATTENUATION		CBKB	CBKA	111111111
F15	AI STEERING		CBKC	CBKB	111111111
F15	INDICATOR,ATT AUR-39/A	51ADO	CBKCA	CBKC	A
F15	CKT BKR 94CBC003	42CCG	CBKCB	CBKC	A
F15	HSI STEERING		CBKD	CBKB	111111111
F15	INDICATOR,HSI	51NAO	CBKDA	CBKD	A
F15	HUD STEERING		CBKE	CBKB	111111111
F15	DISPLAY UNIT	74KA0	CBKEA	CBKE	8
F15	CKT CARD,LIN CORR	74KAH	CBKEB	CBKE	8
F15	CKT CARD,AUTO BRITE	74KAC	CBKEC	CBKE	1
F15	CKT CARD,CONT.BoRESIGHT	74KAE	CBKED	CBKE	8
F15	CKT CARD,AMP,DEFLECT	74KAF	CBKEE	CBKE	8
F15	LOW VOLT,PWR SUPPLY	74KAG	CBKEF	CBKE	A
F15	HI VOLT PWR SUPPLY	74KAH	CBKEG	CBKE	A
F15	BLOWER ASSY	74KAK	CBKEH	CBKE	8
F15	ELECTRON TURE,CATHODE	74KAL	CBKEJ	CBKE	8
F15	SENSOR ASSY,AMBIENT LIGHT	74KAN	CBKEK	CBKE	1
F15	PANEL ASSY,CONTROL	74KAP	CBKEL	CBKE	8
F15	SENSOR ASSY,AUTO BRITE	74KAQ	CBKEM	CBKE	1
F15	COMBINING GLASS ASSY	74KAS	CBKEN	CBKE	5
F15	SENSOR ASSY,CONT BORESIGHT	74KAT	CBKEP	CBKE	8

00000000111111112222222233333333444444445555555566666666777777778						
1234567890123456789012345678901234567890123456789012345678901234567890						
F15	CKT CARD, BORE ADJ	74KAU	CBKEQ	CBKE		8
F15	COIL,CONNECTOR,TUBE DEFL.	74KAV	CBKER	CBKE		A
F15	MOUNTING BASE,HEAD UP	74KBO	CBKES	CRKE		0
F15	SWITCH ADI MODE	75NAB	CBKET	CBKE		A
F15	CKT BKR 61CBF020	42CDA	CBKEU	CBKE		A
F15	PROCESSOR,SIG DATA	74KCO	CBKEV	CBKE		8
F15	CKT CARD,IO NO.2	74KCB	CBKEW	CBKE		8
F15	CKT CARD,IO NO.3	74KCC	CBKEZ	CBKE		8
F15	CKT CARD,DATA MEMORY	74KCD	CBKEY	CBKE		8
F15	CKT CARD,PROGRAM MEM	74KCF	CBKEZ	CBKF		8
F15	CKT CARD,DATA PROC NO 1	74KCF	CBKEZA	CBKE		8
F15	CKT CARD,DATA PROC NO 2	74KCG	CBKEZB	CBKE		8
F15	CKT CARD,DATA PROC NO 3	74KCH	CBKEZC	CBKE		8
F15	CKT CARD,DATA PROC NO 4	74KCH	CBKEZD	CBKE		8
F15	CKT CARD,WAVE FORM GEN 1	74KCL	CBKEZE	CBKE		8
F15	CKT CARD,WAVE FORM GEN 2	74KCM	CBKEZF	CBKE		8
F15	CKT CARD,WAVE FORM GEN 3	74KCN	CBKEZG	CBKE		8
F15	CKT CARD,WAVE FORM GEN 4	74KCP	CBKEZH	CBKE		8
F15	CKT CARD,WAVE FORM GEN 5	74KCP	CBKEZJ	CBKE		8
F15	PWR SUPP LO VOLT	74KCR	CBKEZK	CBKE		8
F15	CKT CARD IO NO.1	74KCS	CBKEZL	CRKE		8
F15	CKT CARD,IO NO.4	74KCT	CBKEZM	CBKE		8
F15	FILTER ASSY,PWR	74KCU	CBKEZN	CRKE		8
F15	CKT CARD,MOTHER BOARD	74KCV	CBKEZP	CRKE		8
F15	CKT BKR 90CBE004	42CCA	CBKEZQ	CBKE		A
F15	CKT BKR 90CBE007	42CCA	CBKEZR	CBKE		A
F15	CKT BKR 90CBE008	42CCA	CBKEZS	CBKE		A
F15	CKT BKR 90CBE009	42CCA	CBKEZT	CBKE		A
F15	PRESENT POSITION		CBLA	CBJA		000000000
F15	CONTROL/IND	71AKO	CBLAA	CBLA		8
F15	CKT CARD LOGIC NO.1	71AKA	CBLAB	CBLA		8
F15	CKT CARD LOGIC NO.2	71AKD	CBLAC	CBLA		8
F15	CKT CARD DATA BUS	71AKG	CBLAD	CBLA		8
F15	CKT CARD DISPLAY LOGIC	71AKK	CBLAE	CBLA		8
F15	POWER SUPPLY	71AKN	CBLAF	CBLA		A
F15	PANEL EDGE LIGHT	71AKR	CBLAG	CBLA		0
F15	BEZEL ASSY	71AKT	CBLAH	CBLA		0
F15	INTERCONNECT ASSY	71AK1	CBLAJ	CBLA		1
F15	BACKING PANEL	71AK4	CBLAK	CBLA		1
F15	CKT BKR 72CBE003	42CCA	CBLAL	CBLA		A
F15	CKT BKR 72CBE004	42CCA	CBLAM	CBLA		A
F15	CKT BKR 72CBE005	42CCA	CBLAN	CBLA		A
F15	RANGE		CBMA	CBJA		111111100
F15	REDUNDANCY ATTENUATION		CBMB	CBMA		111111111
F15	HSI RANGE		CBMC	CBMB		111111111
F15	INDICATOR HSI	51NAO	CBMCA	CBMC		A
F15	NCI RANGE		CBMD	CBMB		111111111
F15	CONTROL IND	71AKO	CBMDA	CBMD		8
F15	CKT CARD, LOGIC NO 1	71AKA	CBMDB	CBMD		8
F15	CKT CARD, LOGIC NO 2	71AKD	CBMDC	CBMD		8

AD-A054 496

ARINC RESEARCH CORP ANNAPOLIS MD  
DEVELOPMENT OF AIR FORCE FLIGHT SAFETY MODELS. VOLUME 15. F-15 --ETC(U)  
SEP 76


F/G 1/2  
F09603-72-A-1132

NL

UNCLASSIFIED

C54-01-1-1406-VOL-15

2 of 2  
AD  
A054496



END  
DATE  
FILMED  
6 -78  
DDC

PGG095.JIRI DATE = 09/09/76

FLIGHT SAFETY PREDICTION TECHNIQUE

000000001111111122222222333333334444444455555555666666667777777788  
1234567890123456789012345678901234567890123456789012345678901234567890

F15	CKT CARD DATA BUS	71AKG	CBMOD	CBMD	8
F15	CKT CARD DISPLAY LOGIC	71AKK	CBMDE	CBMD	8
F15	POWER SUPPLY	71AKN	CBMDF	CBMD	8
F15	PANEL EDGE LIGHT	71AKR	CBMDG	CBMD	0
F15	CKT BKR 72CBE003	42CCA	CBMDJ	CBMD	A
F15	CKT BKR 72CBE004	42CCA	CBMDK	CBMD	A
F15	CKT BKR 72CBE005	42CCA	CBMDL	CBMD	A
F15	INTERCONNECT ASSY	71AK1	CBMDM	CBMD	1
F15	BACKING PANEL	71AK4	CBMDN	CBMD	1
F15	BEZEL ASSY	71AKT	CBMDU	CBMD	C
F15	HUD RANGE		CBME	CBMB	11111111
F15	DISPLAY UNIT	74KAO	CBMEA	CBME	8
F15	CKT CARD,LIN CORR	74KAB	CBMEB	CBME	8
F15	CKT CARD,AUTO BRITE	74KAC	CBMEC	CBME	1
F15	CKT CARD,CONT.BORESIGHT	74KAE	CBMED	CBME	8
F15	CKT CARD,AMP.DEFLECT	74KAF	CBMEE	CBME	8
F15	LOW VOLT, PWR SUPPLY	74KAG	CBMEF	CBME	A
F15	HI VOLT PWR SUPPLY	74KAH	CBMEG	CBME	A
F15	BLOWER ASSY	74KAK	CBMEH	CBME	8
F15	ELECTRON TUBE,CATHODE	74KAL	CBMEJ	CBME	8
F15	SENSOR ASSY,AMBIENT LIGHT	74KAN	CBMEK	CBME	1
F15	PANEL ASSY CONTROL	74KAP	CBMEL	CBME	8
F15	SENSOR ASSY,AUTO BRITE	74KAQ	CBMEM	CBME	1
F15	COMBINING GLASS ASSY	74KAS	CBMEN	CBME	5
F15	SENSOR ASSY,CONT. BORESIGHT	74KAT	CBMEP	CBME	8
F15	CKT CARD,BORE ADJ	74KAU	CBMEQ	CBME	8
F15	COIL,CONNECTOR,TUBE DEFL	74KAV	CBMER	CBME	A
F15	MOUNTING BASE,HEAD UP	74KRO	CBMES	CBME	0
F15	SWITCH ADI MODE	75NAB	CBMET	CBME	A
F15	CKT BKR 61CBF020	42CDA	CBMEU	CBME	A
F15	PROCESSOR,SIG DATA	74KCO	CBMEV	CBME	8
F15	CKT CARD,IO NO.2	74KCB	CBMEW	CBME	8
F15	CKT CARD,IO NO.3	74KCC	CBMEX	CBME	8
F15	CKT CARD DATA MEMORY	74KCD	CBMEY	CBME	8
F15	CKT CARD,PROGRAM MEM	74KCE	CBMEZ	CBME	8
F15	CKT CARD,DATA PROC NO 1	74KCF	CBMEZA	CBME	8
F15	CKT CARD,DATA PROC NO 2	74KCG	CBMEZH	CBME	8
F15	CKT CARD,DATA PROC NO 3	74KCH	CBMEZC	CBME	8
F15	CKT CARD,DATA PROC NO 4	74KCI	CBMEZD	CBME	8
F15	CKT CARD,WAVE FORM GEN 1	74KCL	CBMEZE	CBME	8
F15	CKT CARD,WAVE FORM GEN 2	74KCM	CBMEZF	CBME	8
F15	CKT CARD,WAVE FORM GEN 3	74KCN	CBMEZG	CBME	8
F15	CKT CARD,WAVE FORM GEN 4	74KCP	CBMEZH	CBME	8
F15	CKT CARD,WAVE FORM GEN 5	74KCC	CBMEZJ	CBME	8
F15	PWR SUPP LO VOLT	74KCR	CBMEZK	CBME	8
F15	CKT CARD,IO NO.1	74KCS	CBMEZL	CBME	8
F15	CKT CARD,IO NO.4	74KCT	CBMEZM	CBME	8
F15	FILTER ASSY,PWR	74KCU	CBMEZN	CBME	8
F15	CKT CARD,MOTHER BOARD	74KCV	CBMEZP	CBME	8
F15	CKT BKR 90CBE004	42CCA	CBMEZQ	CBME	A

PGG095.J1R1 DATE = 09/09/76

FLIGHT SAFETY PREDICTION TECHNIQUE

```

00000000111111112222222222333333333344444444445555555555666666666677777777778
12345678901234567890123456789012345678901234567890123456789012345678901234567890
F15 CKT BKR 90CBE007 42CCA CBMEZR CBME A
F15 CKT BKR 90CBE008 42CCA CBMEZS CBME A
F15 CKT BKR 90CBE009 42CCA CBMEZT CBME A
F15 TIME CBNA CBJA 000000000
F15 CLOCK 51MAO CBNA 1
F15 BEARING CBPA CBJA 111111100
F15 HSI BEARING CBPB CBPA CBPC 111111111
F15 INDICATOR HSI 51NAO CBPBA CBPB A
F15 NCI BEARING CBPC CBPA K CBPR AAAAAAAAAA
F15 CONTROL.IND 71AKO CBPCA CBPC 8
F15 CKT CARD,LOGIC NO.1 71AKA CBPCB CBPC 8
F15 CKT CARD,LOGIC NO.2 71AKD CBPCC CBPC 8
F15 CKT CARD DATA BUS 71AKG CBPCD CBPC 8
F15 CKT CARD DISPLAY LOGIC 71AKK CBPCE CBPC 8
F15 POWER SUPPLY 71AKN CBPCF CBPC 8
F15 PANEL,EDGE LIGHT 71AKR CBPCG CBPC 0
F15 BEZEL ASSY 71AKT CBPCH CBPC 0
F15 CKT BKR 72CBE003 42CCA CBPCJ CBPC A
F15 CKT BKR 72CBE004 42CCA CBPCK CBPC A
F15 CKT BKR 72CBE005 42CCA CBPCL CBPC A
F15 INTERCONNECT ASSY 71AK1 CBPCM CBPC 1
F15 BACKING PANEL 71AK4 CBPCN CBPC 1
F15 HEADING CBQA CBJA 111111111
F15 REDUNDANCY ATTENUATION CBQB CBQA 111111111
F15 HSI HEADING CBQC CBQB 111111111
F15 INDICATOR HSI 51NAC CBQCA CBQC A
F15 STBY COMPASS HEADING CBQD CBQB K CBQC 111111111
F15 COMPASS,STBY MAG 51MBO CBQDA CBQD A
F15 HUD HEADING CBQE CBQB 111111111
F15 DISPLAY UNIT 74KAC CBQEA CBQE 8
F15 CKT CARD,LIN CORR 74KAB CBQEB CBQE 8
F15 CKT CARD,AUTO BRITE 74KAC CBQEC CBQE 1
F15 CKT CARD,CONT.BoRESIGHT 74KAE CBQED CBQE 8
F15 CKT CARD,AMP DEFLECT 74KAF CBQEE CBQE 8
F15 LOW VOLT,PWR SUPPLY 74KAG CBQEF CBQE A
F15 HI VOLT PWR SUPPLY 74KAH CBQEG CBQE A
F15 BLOWER ASSY 74KAK CBQEH CBQE 8
F15 ELECTRON TUBE,CATHODE 74KAL CBQEJ CBQE 8
F15 SENSOR ASSY,AMBIENT LIGHT 74KAN CBQEK CBQE 1
F15 PANEL ASSY,CONTROL 74KAP CBQEL CBQE 8
F15 SENSOR ASSY,AUTO BRITE 74KAQ CBQEM CBQE 1
F15 COMBINING GLASS ASSY 74KAS CBQEN CBQE 5
F15 SENSOR ASSY,CONT BoRESIGHT 74KAT CBQEP CBQE 8
F15 CKT CARD,RORE ADJ 74KAU CBQEQ CBQE 8
F15 COIL,CONNECTOR,TUBE DEFL. 74KAV CBQER CBQE A
F15 MOUNTING BASE,HEAD UP 74KRO CBQES CBQE 0
F15 SWITCH,ADI MODE 75NAB CBQET CBQE A
F15 CKT BKR 61CBFO20 42CDA CBQEU CBQE A
F15 PROCESSOR,SIG DATA 74KCO CBQEV CBQE 8
F15 CKT CARD,IO NO.2 74KCB CBQEW CBQE 8

```

PGG095.J1R1 DATE = 09/09/76

FLIGHT SAFETY PREDICTION TECHNIQUE

0000000001111111112222222222333333333344444444445555555555666666666677777777778  
 12345678901234567890123456789012345678901234567890123456789012345678901234567890

F15	CKT CARD, IC NO.3	74KLC	CBQEX	CBQE	8
F15	CKT CARD, DATA MEMORY	74KCD	CBQEY	CBQE	8
F15	CKT CARD PROGRAM MEM	74KCE	CBQEZ	CBQE	8
F15	CKT CARD, DATA PROC NO 1	74KCF	CBQEZA	CBQE	8
F15	CKT CARD, DATA PROC NO 2	74KCG	CBQEZB	CBQE	8
F15	CKT CARD, DATA PROC NO 3	74KCH	CBQEZC	CBQE	8
F15	CKT CARD, DATA PROC NO 4	74KCI	CBQEZD	CBQE	9
F15	CKT CARD, WAVE FORM GEN 1	74KCL	CBQEZE	CBQE	8
F15	CKT CARD, WAVE FORM GEN 2	74KCM	CBQEZF	CBQE	8
F15	CKT CARD, WAVE FORM GEN 3	74KCN	CBQEZG	CBQE	8
F15	CKT CARD, WAVE FORM GEN 4	74KCP	CBQEZH	CBQE	8
F15	CKT CARD, WAVE FORM GEN 5	74KCP	CBQEZI	CBQE	8
F15	PWR SUPP LO VOLT	74KCR	CBQEZK	CBQE	8
F15	CKT CARD, IO NO.1	74KCS	CBQEZL	CBQE	8
F15	CKT CARD, IO NO.4	74KCT	CBQEZM	CBQE	8
F15	FILTER ASSY, PWR	74KCU	CBQEZN	CBQE	8
F15	CKT CARD, MOTHER BOARD	74KCV	CBQEZO	CBQE	8
F15	CKT BKR 90CBE004	42CCA	CBQEZP	CBQE	A
F15	CKT BKR 90CBE007	42CCA	CBQEZQ	CBQE	A
F15	CKT BKR 90CBE008	42CCA	CBQEZR	CBQE	A
F15	CKT BKR 90CBE009	42CCA	CBQEZS	CBQE	A
F15	IDENTIFICATION		CBQEZT	CBQE	A
F15	IFF IDENT		CC	C	00000000
F15	REC-TRANS RT-1063B	65AA0	CCA	CC	AAAAAAAA
F15	BIT RF ASSY	65AAA	CCAA	CCA	8
F15	RECEIVER ASSY, DUAL	65AAB	CCAB	CCA	1
F15	DIPLEXER ASSY A	65AAC	CCAC	CCA	8
F15	DIPLEXER ASSY B	65AAD	CCAD	CCA	8
F15	DIVERSITY SWITCH ASSY	65AAE	CCAE	CCA	8
F15	MODULE, L BAND SOURCE	65AAF	CCAF	CCA	8
F15	AMP ASSY, ARRAY	65AAG	CCAG	CCA	8
F15	POWER SUPPLY ASSY	65AAH	CCAH	CCA	8
F15	CKT CARD, PULSE WIDTH	65AAI	CCAJ	CCA	A
F15	CKT CARD, CLOCK	65AAJ	CCAK	CCA	8
F15	CKT CARD, DECODER	65AAK	CCAL	CCA	8
F15	CKT CARD, CODER A AND B	65AAL	CCAM	CCA	8
F15	CKT CARD CODER C AND D	65AAM	CCAN	CCA	8
F15	CKT CARD, AUTO OVELOAD	65AAN	CCAP	CCA	8
F15	CKT CARD, MODE 4 INTERFA	65AAP	CCAQ	CCA	1
F15	CKT CARD MODE 4 CONT	65AAQ	CCAR	CCA	1
F15	CKT CARD, BIT EVALUATE	65AAR	CCAS	CCA	1
F15	CKT CARD, VIDEO PROCESS	65AAS	CCAT	CCA	1
F15	CKT CARD, SUPPRESSOR	65AAT	CCAU	CCA	A
F15	CKT CARD BIT STIMULATOR	65AAU	CCAV	CCA	8
F15	FRONT PANEL/CHASSIS	65AAV	CCAW	CCA	1
F15	ANTENNA, AS-2817, 2 EA	65AAW	CCAX	CCA	8
F15	COMPUTER, KIT-1A/TSEC	63ADC	CCAY	CCA	1
F15	SWITCH ASSY, IFF, EZPL	65ABC	CCAZ	CCA	1
F15	ANTENNA SELECTOR	65AEC	CCAZA	CCA	5
F15	INT COMM CONTROL PANEL	63ACC	CCAZB	CCA	5
			CCAZC	CCA	5

000000001111111112222222223333333334444444445555555556666666667777777778  
 12345678901234567890123456789012345678901234567890123456789012345678901234567890

F15 CONTROL PANEL,IFF	63BF0	CCA2D	CCA	8
F15 CHASSIS	63BFA	CCA2E	CCA	8
F15 CKT CARD, LOGIC	63BFB	CCA2F	CCA	8
F15 CKT,PWR SUPPLY	63BFC	CCA2G	CCA	A
F15 PANEL,EDGE LIGHT	63BFD	CCA2H	CCA	1
F15 CKT CARD,IFF BIT	63BFE	CCA2J	CCA	0
F15 CKT BKR,IFF 78C8C009	42CCG	CCA2L	CCA	A
F15 CKT BKR,KIT 80C8E002	42CCA	CCA2M	CCA	1
F15 INFORMATION AND DISPLAYS		D		AAAAAAAAA
F15 FLIGHT STATUS		DA	D	011111130
F15 ALTITUDE DISPLAYS		DAA	DA	F 00A111AA0
F15 NORM ALTITUDE DISPLAY		DAAB	DAA	DAAB 111111111
F15 STANDBY ALTITUDE DISPLAY		DAAB	DAA	K DAAB AAAAAAAAAA
F15 STANDBY ALTIMETER	51AK0	DAABA	DAAB	A
F15 ALTIMETER DISPLAY		DAAC	DAAB	DAAD 111111111
F15 ALTIMETER	51AHU	DAACA	DAAC	A
F15 CKT BKR 96CRL003	42CFA	DAACB	DAAC	A
F15 HUD ALTITUDE DISPLAY		DAAD	DAAB	K DAAC AAAAAAAAAA
F15 DISPLAY UNIT	74KA0	DAADA	DAAD	8
F15 CKT CARD LIN CORR	74KAB	DAADB	DAAD	8
F15 CKT CARD AUTO BRITE	74KAC	DAADC	DAAD	1
F15 CKT CARD,CONT.BoRESIGHT	74KAE	DAADD	DAAD	8
F15 CKT CARD,AMP,DEFLECT	74KAF	DAADE	DAAD	8
F15 LOW VOLT, PWR SUPPLY	74KAG	DAADF	DAAD	A
F15 HI VOLT PWR SUPPLY	74KAH	DAADG	DAAD	A
F15 BLOWER ASSY	74KAK	DAADH	DAAD	8
F15 ELECTRON TUBE,CATHODE	74KAL	DAADJ	DAAD	8
F15 SENSOR ASSY,AMBIENT LIGHT	74KAN	DAADK	DAAD	1
F15 PANEL ASSY,CONTROL	74KAP	DAADL	DAAD	8
F15 SENSOR ASSY, AUTO BRITE	74KAQ	DAADM	DAAD	1
F15 COMBINING GLASS ASSY	74KAS	DAADN	DAAD	5
F15 SENSOR ASSY,CONT BORESIGHT	74KAT	DAADP	DAAD	8
F15 CKT CARD, BORE ADJ	74KAU	DAADQ	DAAD	8
F15 COIL,CONNECTOR,TUBE DEFL.	74KAV	DAADR	DAAD	A
F15 MOUNTING BASE,HEAD UP	74KRO	DAADS	DAAD	0
F15 SWITCH,ADIMODE	75NAB	DAADT	DAAD	A
F15 CKT BKR 61C8F020	42CDA	DAADU	DAAD	A
F15 PROCESSOR,SIG DATA	74KCO	DAADV	DAAD	8
F15 IO NO.2 CC	74KCB	DAADW	DAAD	8
F15 IO NO.3 CC	74KCC	DAADX	DAAD	8
F15 DATA MEMORY CC	74KCD	DAADY	DAAD	8
F15 PROGRAM MEMORY CC	74KCE	DAADZ	DAAD	8
F15 DATA PROC.NO.1 CC	74KCF	DAADZA	DAAD	8
F15 DATA PROC.NO.2 CC	74KCG	DAADZH	DAAD	8
F15 DATA PROC.NO.3 CC	74KCH	DAADZC	DAAD	8
F15 DATA PROC.NO.4 CC	74KCI	DAADZD	DAAD	8
F15 WAVEFORM GEN.NO.1 CC	74KCL	DAADZE	DAAD	8
F15 WAVEFORM GEN.NO.2 CC	74KCM	DAADZF	DAAD	8
F15 WAVEFORM GEN.NO.3 CC	74KCN	DAADZG	DAAD	8
F15 WAVEFORM GEN.NO.4 CC	74KCP	DAADZH	DAAD	8

PGG095.J1R1 DATE = 09/09/76

FLIGHT SAFETY PREDICTION TECHNIQUE

000000000111111112222222223333333334444444445555555556666666667777777778  
12345678901234567890123456789012345678901234567890123456789012345678901234567890

F15	WAVEFORM GEN.NO.5	CC	74KCQ	DAADZJ	DAAD	8	
F15	POWER SUPPLY LO VOLT		74KCK	DAADZK	DAAD	A	
F15	IO NO.1	CC	74KCS	DAADZL	DAAD	8	
F15	IO NO.4	CC	74KCT	DAADZM	DAAD	8	
F15	FILTER ASSY, POWER		74KCU	DAADZN	DAAD	8	
F15	MOTHER BOARD	CC	74KCV	DAADZP	DAAD	8	
F15	CKT BKR 90 CBE 004		42CCA	DAADZQ	DAAD	A	
F15	CKT BKR 90 CBE 007		42CCA	DAADZR	DAAD	A	
F15	CKT BKR 90 CBE 008		42CCA	DAADZS	DAAD	A	
F15	CKT BKR 90 CBE 009		42CCA	DAADZT	DAAD	A	
F15	VERTICAL VELOCITY DISPLAY			DAAE	DAAA		000000000
F15	INDICATOR, VERT SPEED		51AFO	DAAEA	DAAE	A	
F15	CKT BKR 97CBL003		42CFA	DAAEB	DAAE	A	
F15	CC ALTITUDE DATA			DAAF	DAAD		AAAAAAAAA
F15	COMPUTER,DIGITAL		57AA0	DAAF A	DAAF	8	
F15	FILTER,RFI		57AAB	DAAFB	DAAF	1	
F15	PAGE,CPU CLOCK		57AAF	DAAF C	DAAF	8	
F15	PAGE,CPU LO DATA		57AAG	DAAF D	DAAF	8	
F15	PAGE,CPU HI DATA		57AAH	DAAF E	DAAF	8	
F15	PAGE,CPU CONTROL		57AAJ	DAAF F	DAAF	8	
F15	PAGE,IO SERIAL		57AAK	DAAF G	DAAF	8	
F15	PAGE,MEMORY CORE		57AAL	DAAF H	DAAF	8	
F15	PAGE,MAIN STORE TIMING		57AAM	DAAF J	DAAF	8	
F15	PAGE,IO TR REC		57AAN	DAAF K	DAAF	8	
F15	PAGE,IO SERIAL CONTROL		57AAP	DAAF L	DAAF	8	
F15	RELAY ASSY		57AAQ	DAAF M	DAAF	8	
F15	CONNECTOR ASSY		57AAR	DAAF N	DAAF	1	
F15	BACKPANEL MAIN STORE		57AAS	DAAF P	DAAF	1	
F15	HARNESS,AC POWER		57AAT	DAAF Q	DAAF	1	
F15	HARNESS,DC POWER		57AAU	DAAF R	DAAF	1	
F15	HARNESS,IO		57AAV	DAAF S	DAAF	1	
F15	PWR SUPPLY		57AAX	DAAF T	DAAF	8	
F15	CKT CARD,CONTROL/SEQUENCE		57AA Y	DAAF U	DAAF	8	
F15	CKT CARD,INTERNAL VOLT		57AAZ	DAAF V	DAAF	8	
F15	CKT BKR 84CBL002		42CFA	DAAF W	DAAF	A	
F15	CKT BKR 84CBL003		42CFA	DAAF X	DAAF	A	
F15	CKT BKR 84CBL004		42CFA	DAAF Y	DAAF	A	
F15	CONTROL-IND,NAV,C-8849		71AKO	DAAF Z A	DAAF	8	
F15	CKT CARD,LOGIC NO.1		71AKA	DAAF Z B	DAAF	8	
F15	CKT CARD,LIGIC NO.2		71AKD	DAAF Z C	DAAF	8	
F15	CKT CARD,DATA BUS		71AKG	DAAF Z D	DAAF	8	
F15	CKT CARD,DISPLAY LOGIC		71AKK	DAAF Z E	DAAF	8	
F15	POWER SUPPLY		71AKN	DAAF Z F	DAAF	A	
F15	PANEL,EDGE LIGHT		71AKR	DAAF Z G	DAAF	1	
F15	BEZEL ASSY		71AKT	DAAF Z H	DAAF	0	
F15	CKT BKR 72CBE003		42CCA	DAAF Z J	DAAF	A	
F15	CKT BKR 72CBE004		42CCA	DAAF Z K	DAAF	A	
F15	CKT BKR 72CBE005		42CCA	DAAF Z L	DAAF	A	
F15	AIRSPEED DISPLAYS			DAB	DA		0A1010140
F15	AIRSPEED ATTENUATION			DABA	DAB		111111111

PGG095.J1R1 DATE = 09/09/76

FLIGHT SAFETY PREDICTION TECHNIQUE

```

0000000001111111112222222223333333334444444445555555556666666667777777778
12345678901234567890123456789012345678901234567890123456789012345678901234567890
F15 NORMAL AIRSPEED DISPLAYS DABB DABA DABC 111111111
F15 STANDBY AIRSPEED DISPLAY DARC DABA K DABB AAAAAAAAAA
F15 INDICATOR,STBY AIRSPEED 51AGO DABCA DABC A
F15 FLIGHT INST DISPLAY DABD DABB DABE 111111111
F15 AIRSPEED INDICATOR 51AEO DABDA DABD 8
F15 MACH INDICATOR 51AFO DABDB DABD 1
F15 CKTBKR 95CBLO03 42CFA DABDC DABD A
F15 HUD AIRSPEED DISPLAY DABE DABB K DABD AAAAAAAAAA
F15 DISPLAY UNIT 74KAO DABEA DABE 8
F15 CKT CARD LIN CORR 74KAB DABEB DABE 8
F15 CKT CARD AUTO BRITE 74KAC DABEC DABE 1
F15 CKT CARD,CONT.BORESIGHT 74KAE DABED DABE 8
F15 CKT CARD,AMP,DEFLECT 74KAF DABEE DABE 8
F15 LOW VOLT, PWR SUPPLY 74KAG DABEF DABE A
F15 HI VOLT PWR SUPPLY 74KAH DABEG DABE A
F15 BLOWER ASSY 74KAK DABEH DABE 8
F15 ELECTRON TUBE,CATHODE 74KAL DABEJ DABE 8
F15 SENSOR ASSY,AMBIENT LIGHT 74KAN DABEK DABE 1
F15 PANEL ASSY,CONTROL 74KAP DABEL DABE 8
F15 SENSOR ASSY, AUTO BRITE 74KAQ DABEM DABE 1
F15 COMBINING GLASS ASSY 74KAS DABEN DABE 5
F15 SENSOR ASSY,CONT BORESIGHT 74KAT DABEP DABE 8
F15 CKT CARD, BORE ADJ 74KAU DABEQ DABE 8
F15 COIL,CONNECTOR,TUBE DEFL. 74KAV DABER DABE A
F15 MOUNTING BASE,HEAD UP 74KBO DABES DABE 0
F15 SWITCH,ADIMODE 75NAB DABET DABE A
F15 CKT BKR 61CBF020 42CDA DABEU DABE A
F15 PROCESSOR,SIG DATA 74KCO DABEV DABE 8
F15 IO NO.2 CC 74KCB DABEW DABE 8
F15 IO NO.3 CC 74KCC DABEX DABE 8
F15 DATA MEMORY CC 74KCD DABEY DABE 8
F15 PROGRAM MEMORY CC 74KCE DABEZ DABE 8
F15 DATA PROC.NO.1 CC 74KCF DABEZA DABE 8
F15 DATA PROC.NO.2 CC 74KCG DABEZB DABE 8
F15 DATA PROC.NO.3 CC 74KCH DABEZC DABE 8
F15 DATA PROC.NO.4 CC 74KCK DABEZD DABF 8
F15 WAVEFORM GEN.NO.1 CC 74KCL DABEZE DABE 8
F15 WAVEFORM GEN.NO.2 CC 74KCM DABEZF DABE 8
F15 WAVEFORM GEN.NO.3 CC 74KCN DABEZG DABE 8
F15 WAVEFORM GEN.NO.4 CC 74KCP DABEZH DABE 8
F15 WAVEFORM GEN.NO.5 CC 74KCO DABEZJ DABE 8
F15 POWER SUPPLY LO VOLT 74KCR DABEZK DABE A
F15 IO NO.1 CC 74KCS DABEZL DABE 8
F15 IO NO.4 CC 74KCT DABEZM DABE 8
F15 FILTER ASSY, POWER 74KCU DABEZN DABE 8
F15 MOTHER BOARD CC 74KCV DABEZP DABE 8
F15 CKT BKR 90 CBE 004 42CCA DABEZQ DABE A
F15 CKT BKR 90 CBE 007 42CCA DABEZR DABE A
F15 CKT BKR 90 CBE 008 42CCA DABEZS DABE A
F15 CKT BKR 90 CBE 009 42CCA DABEZT DABE A

```

PGG095.J1R1 DATE = 09/09/76

FLIGHT SAFETY PREDICTION TECHNIQUE

00000000111111112222222223333333333344444444445555555555666666666677777777778  
12345678901234567890123456789012345678901234567890123456789012345678901234567890

F15	CC	AIR SPEED	DATA	DABF	DABE	AAAAAAAAA
F15	COMPUTER,	DIGITAL	57AAO	DABFA	DABF	8
F15	FILTER,	RFI	57AAB	DABFB	DABF	1
F15	PAGE,CPU	CLOCK	57AAF	DABFC	DABF	8
F15	PAGE,CPU	LO DATA	57AAG	DABFD	DAHF	8
F15	PAGE,CPU	HI DATA	57AAH	DABFE	DABF	8
F15	PAGE,CPU	CONTROL	57AAJ	DABFF	DABF	8
F15	PAGE,IO	SERIAL	57AAK	DABFG	DABF	8
F15	PAGE,MEMORY	CORE	57AAL	DABFH	DAHF	8
F15	PAGE,MAIN	STORE TIMING	57AAM	DABFJ	DABF	8
F15	PAGE,IO	TR REC	57AAN	DABFK	DABF	8
F15	PAGE,IO	SERIAL CONTROL	57AAP	DABFL	DABF	8
F15	RELAY	ASSY	57AAQ	DABFM	DAHF	8
F15	CONNECTOR	ASSY	57AAR	DABFN	DABF	1
F15	BACKPANEL	MAIN STORE	57AAS	DABFP	DABF	1
F15	HARNESS,AC	POWER	57AAT	DABFQ	DABF	1
F15	HARNESS,DC	POWER	57AAU	DABFR	DABF	1
F15	HARNESS,IO		57AAV	DABFS	DABF	1
F15	PWR	SUPPLY	57AAX	DABFT	DABF	8
F15	CKT CARD,CONTROL	/SEQUENCE	57AAZ	DABFU	DAHF	8
F15	CKT CARD,INTERNAL	VOLT	57AAZ	DABFV	DAHF	8
F15	CKT BKR	84CBLO02	42CFA	DABFW	DABF	A
F15	CKT BKR	84CBLO03	42CFA	DABFX	DABF	A
F15	CKT BKR	84CBLO04	42CFA	DABFY	DABF	A
F15	CONTROL-IND,NAV,C-8849		71AKO	DABFZA	DABF	8
F15	CKT CARD,LOGIC	NO.1	71AKA	DABFZB	DABF	8
F15	CKT CARD,LIGIC	NO.2	71AKD	DABFZC	DABF	8
F15	CKT CARD,DATA	BUS	71AKG	DABFZD	DABF	8
F15	CKT CARD,DISPLAY	LOGIC	71AKK	DABFZE	DABF	8
F15	POWER	SUPPLY	71AKN	DABFZF	DAHF	A
F15	PANEL,EDGE	LIGHT	71AKR	DABFZG	DABF	1
F15	BEZEL	ASSY	71AKT	DABFZH	DABF	0
F15	CKT BKR	72CBE003	42CCA	DABFZJ	DABF	A
F15	CKT BKR	72CBE004	42CCA	DABFZK	DABF	A
F15	CKT BKR	72CBE005	42CCA	DABFZL	DAHF	A
F15	ATTITUDE	DISPLAYS		DAC	DA	E 0000000A0
F15	NORMAL	ATTITUDE DISPLAYS		DACA	DAC	DACB 111111111
F15	STANDBY	ATTITUDE DISPLAY		DACB	DAC	K DACA AAAAAAAAAA
F15	INDICATOR,STBY,VERT	REF	51AJ0	DACRA	DACB	A
F15	CKT BKR	30CBC003	42CLG	DACBB	DACB	A
F15	CKT BKR	30CBC004	42CCG	DACBC	DACB	A
F15	TRANSFORMER		44BFB	DACBD	DACB	A
F15	FLIGHT	INST DISPLAY		DACC	DACA	DACD 111111111
F15	INDICATOR,ATT		51AD0	DACCA	DACC	A
F15	CKT BKR	94CBC003	42CCG	DACCB	DACC	A
F15	HUD	ATTITUDE DISPLAYS		DACD	DACA	K DACC AAAAAAAAAA
F15	DISPLAY	UNIT	74KAO	DACDA	DACD	8
F15	CKT CARD	LIN CORR	74KAB	DACDB	DACD	8
F15	CKT CARD	AUTO BRITE	74KAC	DACDC	DACD	1
F15	CKT CARD,CONT.	BORESIGHT	74KAE	DACDD	DACD	8

PGG095.J1R1 DATE = 09/09/76

FLIGHT SAFETY PREDICTION TECHNIQUE

0000000001111111112222222222333333333344444444445555555555666666666677777777778  
12345678901234567890123456789012345678901234567890123456789012345678901234567890

F15	CKT CARD,AMP,DEFLECT	74KAF	DACDE	DACD	8
F15	LOW VOLT, PWR SUPPLY	74KAG	DACDF	DACD	A
F15	HI VOLT PWR SUPPLY	74KAH	DACDG	DACD	A
F15	BLOWER ASSY	74KAK	DACDH	DACD	8
F15	ELECTRON TUBE,CATHODE	74KAL	DACDJ	DACD	8
F15	SENSOR ASSY,AMBIENT LIGHT	74KAN	DACDK	DACD	1
F15	PANEL ASSY,CONTROL	74KAP	DACDL	DACD	8
F15	SENSOR ASSY, AUTO BRITE	74KAO	DACDM	DACD	1
F15	COMBINING GLASS ASSY	74KAS	DACDN	DACD	5
F15	SENSOR ASSY,CONT BORESIGHT	74KAT	DACDP	DACD	8
F15	CKT CARD, BORE ADJ	74KAU	DACDQ	DACD	8
F15	COIL,CONNECTOR,TUBE DEFL.	74KAV	DACDR	DACD	A
F15	MOUNTING BASE,HEAD UP	74KAW	DACDS	DACD	0
F15	SWITCH,ADIMODE	75NAP	DACDT	DACD	A
F15	CKT BKR 61CBF020	42CDA	DACDU	DACD	A
F15	PROCESSOR,SIG DATA	74KCO	DACDV	DACD	8
F15	IO NO.2 CC	74KCB	DACDW	DACD	8
F15	IO NO.3 CC	74KCC	DACDX	DACD	8
F15	DATA MEMORY CC	74KCD	DACDY	DACD	8
F15	PROGRAM MEMORY CC	74KCE	DACDZ	DACD	8
F15	DATA PROC.NO.1 CC	74KCF	DACDZA	DACD	8
F15	DATA PROC.NO.2 CC	74KCG	DACDZB	DACD	8
F15	DATA PROC.NO.3 CC	74KCH	DACDZC	DACD	8
F15	DATA PROC.NO.4 CC	74KCJ	DACDZD	DACD	8
F15	WAVEFORM GEN.NO.1 CC	74KCL	DACDZE	DACD	8
F15	WAVEFORM GEN.NO.2 CC	74KCM	DACDZF	DACD	8
F15	WAVEFORM GEN.NO.3 CC	74KCN	DACDZG	DACD	8
F15	WAVEFORM GEN.NO.4 CC	74KCP	DACDZH	DACD	8
F15	WAVEFORM GEN.NO.5 CC	74KCQ	DACDZJ	DACD	8
F15	POWER SUPPLY LO VOLT	74KCR	DACDZK	DACD	A
F15	IO NO.1 CC	74KCS	DACDZL	DACD	8
F15	IO NO.4 CC	74KCT	DACDZM	DACD	8
F15	FILTER ASSY, POWER	74KCU	DACDZN	DACD	8
F15	MOTHER BOARD CC	74KCV	DACDZP	DACD	8
F15	CKT BKR 90 CBE 004	42CCA	DACDZQ	DACD	A
F15	CKT BKR 90 CBE 007	42CCA	DACDZR	DACD	A
F15	CKT BKR 90 CBE 008	42CCA	DACDZS	DACD	A
F15	CKT BKR 90 CRE 009	42CCA	DACDZT	DACD	A
F15	CC ATTITUDE DATA		DACF	DACD	AAAAA
F15	COMPUTER,DIGITAL	57AAC	DACFA	DACF	8
F15	FILTER,RFI	57AAB	DACFB	DACF	1
F15	PAGE,CPU CLOCK	57AAF	DACFC	DACF	8
F15	PAGE,CPU LO DATA	57AAG	DACFD	DACF	8
F15	PAGE,CPU HI DATA	57AAH	DACFE	DACF	8
F15	PAGE,CPU CONTRUL	57AAJ	DACFF	DACF	8
F15	PAGE,IO SERIAL	57AAK	DACFG	DACF	8
F15	PAGE,MEMORY CORE	57AAL	DACFH	DACF	8
F15	PAGE,MAIN STORE TIMING	57AAM	DACFJ	DACF	8
F15	PAGE,IO TR REC	57AAN	DACFK	DACF	8
F15	PAGE,IO SERIAL CONTROL	57AAP	DACFL	DACF	8

PGG095.J1R1 DATE = 09/09/76

FLIGHT SAFETY PREDICTION TECHNIQUE

0000000011111111222222222233333333334444444444555555555566666666667777777778  
 12345678901234567890123456789012345678901234567890123456789012345678901234567890

F15 RELAY ASSY	57AAQ	DACFM	DACF	8
F15 CONNECTOR ASSY	57AAR	DACFN	DACF	1
F15 BACKPANEL MAIN STORE	57AAS	DACFP	DACF	1
F15 HARNESS, AC POWER	57AAT	DACFQ	DACF	1
F15 HARNESS, DC POWER	57AAU	DACFR	DACF	1
F15 HARNESS, IO	57AAV	DACFS	DACF	1
F15 PWR SUPPLY	57AAX	DACFT	DACF	8
F15 CKT CARD, CONTROL/SEQUENCE	57AAY	DACFU	DACF	8
F15 CKT CARD, INTERNAL VOLT	57AAZ	DACFV	DACF	8
F15 CKT BKR 84CBLO02	42CFA	DACFW	DACF	A
F15 CKT BKR 84CBLO03	42CFA	DACFX	DACF	A
F15 CKT BKR 84CBLO04	42CFA	DACFY	DACF	A
F15 CONTROL-IND, NAV, C-8849	71AKO	DACFZA	DACF	8
F15 CKT CARD, LOGIC NO.1	71AKA	DACFZB	DACF	8
F15 CKT CARD, LOGIC NO.2	71AKD	DACFZC	DACF	8
F15 CKT CARD, DATA BUS	71AKG	DACFZD	DACF	8
F15 CKT CARD, DISPLAY LOGIC	71AKK	DACFZE	DACF	8
F15 POWER SUPPLY	71AKN	DACFZF	DACF	A
F15 PANEL, EDGE LIGHT	71AKR	DACFZG	DACF	1
F15 BEZEL ASSY	71AKT	DACFZH	DACF	0
F15 CKT BKR 72CRE003	42CCA	DACFZJ	DACF	A
F15 CKT BKR 72CRE004	42CCA	DACFZK	DACF	A
F15 CKT BKR 72CRE005	42CCA	DACFZL	DACF	A
F15 ANGLE OF ATTACK DISPLAYS		DAD	DA	E 00000010
F15 FLT INST AOA DISPLAY		DADA	DAD	0ADB 11111111
F15 INDICATOR, AOA, LOCAL	51ALO	DADAA	DADA	2
F15 INDICATOR, AOA, OPTIMUM	51ALO	DADAB	DADA	2
F15 CKT BKR 88CBLO07	42CFA	DADAC	DADA	A
F15 HUD AOA DISPLAY		DADB	DAD	K DADA 88888888
F15 DISPLAY UNIT	74KAO	DADBA	DADB	8
F15 CKT CARD LIN CORR	74KAB	DADBB	DADB	8
F15 CKT CARD AUTO BRITE	74KAC	DADBC	DADB	1
F15 CKT CARD, CONT. BORESIGHT	74KAE	DADBD	DADB	8
F15 CKT CARD, AMP, DEFLECT	74KAF	DADBE	DADB	8
F15 LOW VOLT, PWR SUPPLY	74KAG	DADBF	DADB	A
F15 HI VOLT PWR SUPPLY	74KAH	DADBG	DADB	A
F15 BLOWER ASSY	74KAK	DADBH	DADB	8
F15 ELECTRON TUBE, CATHODE	74KAL	DADBJ	DADB	8
F15 SENSOR ASSY, AMBIENT LIGHT	74KAN	DADBK	DADB	1
F15 PANEL ASSY, CONTROL	74KAP	DADBL	DADB	8
F15 SENSOR ASSY, AUTO BRITE	74KAQ	DADBM	DADB	1
F15 COMBINING GLASS ASSY	74KAS	DADBN	DADB	5
F15 SENSOR ASSY, CONT BORESIGHT	74KAT	DADBP	DADB	8
F15 CKT CARD, BORE ADJ	74KAU	DADBQ	DADB	8
F15 COIL, CONNECTOR, TUBE DEFL.	74KAV	DADBR	DADB	A
F15 MOUNTING BASE, HEAD UP	74KRG	DADBS	DADB	0
F15 SWITCH, ADIMODE	75NAB	DADBT	DADB	A
F15 CKT BKR 61CBF020	42CDA	DADBU	DADB	A
F15 PROCESSOR, SIG DATA	74KCO	DADBV	DADB	8
F15 IO NO.2 CC	74KCB	DADBW	DADB	8

PGG095.JIR1 DATE = 09/09/76

FLIGHT SAFETY PREDICTION TECHNIQUE

0000000001111111112222222233333333444444445555555566666666777777778  
12345678901234567890123456789012345678901234567890123456789012345678901234567890

F15	IO NO.3	CC	74KCC	DADB X	DADB	8
F15	DATA MEMORY	CC	74KCD	DADBY	DADB	8
F15	PROGRAM MEMORY	CC	74KCE	DADB Z	DADB	8
F15	DATA PROC.NO.1	CC	74KCF	DADB ZA	DADB	8
F15	DATA PROC.NO.2	CC	74KCG	DADB ZB	DADB	8
F15	DATA PROC.NO.3	CC	74KCH	DADB ZC	DADB	8
F15	DATA PROC.NO.4	CC	74KCI	DADB ZD	DADB	8
F15	WAVEFORM GEN.NO.1	CC	74KCL	DADB ZE	DADB	8
F15	WAVEFORM GEN.NO.2	CC	74KCM	DADB ZF	DADB	8
F15	WAVEFORM GEN.NO.3	CC	74KCN	DADB ZG	DADB	8
F15	WAVEFORM GEN.NO.4	CC	74KCP	DADB ZH	DADB	8
F15	WAVEFORM GEN.NO.5	CC	74KCP	DADB ZJ	DADB	8
F15	POWER SUPPLY LO VOLT		74KCR	DADB ZK	DADB	A
F15	IO NO.1	CC	74KCS	DADB ZL	DADB	8
F15	IO NO.4	CC	74KCT	DADB ZM	DADB	8
F15	FILTER ASSY, POWER		74KCU	DADB ZN	DADB	8
F15	MOTHER BOARD	CC	74KCV	DADB ZP	DADB	8
F15	CKT BKR 90 CBE 004		42CCA	DADB ZQ	DADB	A
F15	CKT BKR 90 CBE 007		42CCA	DADB ZR	DADB	A
F15	CKT BKR 90 CBE 008		42CCA	DADB ZS	DADB	A
F15	CKT BKR 90 CBE 009		42CCA	DADB ZT	DADB	A
F15	AOA AURAL WARNING			DADC	DAD	K DADA 11111111
F15	AOA SENSING			DADD	BCC	11111111
F15	AOA SENSING			DADD	DAD	AAAAAAAAAA
F15	AOA SENSING			DADD	DBA	F11111111
F15	AOA SENSING			DADD	FCM	11111111
F15	AOA TRANSMITTER	51ED0		DADDA	DADD	A
F15	AOA PROBE HEAT			DADE	DADD	A
F15	CKT BKR 88CBE008	42CCA		DADEA	DAD	A
F15	PROBE HEAT RELAY	42CHA		DADEB	DADE	1
F15	CKT BKR 88CBE009	42CDA		DADEC	DADE	A
F15	CC AOA DATA			DADF	DAD	AAAAAAAAAA
F15	COMPUTER, DIGITAL	57AA0		DADFA	DADF	8
F15	FILTER, RFI	57AA8		DADFB	DADF	1
F15	PAGE, CPU CLOCK	57AAF		DADFC	DADF	8
F15	PAGE, CPU LO DATA	57AAG		DADFD	DADF	8
F15	PAGE, CPU HI DATA	57AAH		DADFE	DADF	8
F15	PAGE, CPU CONTROL	57AAJ		DADFF	DADF	8
F15	PAGE, IO SERIAL	57AAK		DADFG	DADF	8
F15	PAGE, MEMORY CORE	57AAL		DADFH	DADF	8
F15	PAGE, MAIN STORE TIMING	57AAM		DADFI	DADF	8
F15	PAGE, IO TR REC	57AAN		DADFK	DADF	8
F15	PAGE, IO SERIAL CONTROL	57AAP		DADFL	DADF	8
F15	RELAY ASSY	57AAQ		DADFM	DADF	8
F15	CONNECTOR ASSY	57AAR		DADFN	DADF	1
F15	BACKPANEL MAIN STORE	57AAS		DADFP	DADF	1
F15	HARNESS, AC POWER	57AAT		DADFQ	DADF	1
F15	HARNESS, DC POWER	57AAU		DADFR	DADF	1
F15	HARNESS, IO	57AAV		DADFS	DADF	1
F15	PWR SUPPLY	57AAX		DADFT	DADF	8

PGG095.J1P1 DATE = 09/09/76

FLIGHT SAFETY PREDICTION TECHNIQUE

0000000001111111112222222223333333334444444445555555556666666667777777778  
12345678901234567890123456789012345678901234567890123456789012345678901234567890

F15	CKT CARD,CONTROL/SEQUENCE	57AAV	UADFU	DADF	8
F15	CKT CARD,INTERNAL VOLT	57AAZ	DADFV	DADF	8
F15	CKT BKR 84CBL002	42CFA	DADFW	DADF	A
F15	CKT BKR 84CBL003	42CFA	DADFX	DADF	A
F15	CKT BKR 84CBL004	42CFA	DADFY	DADF	A
F15	CONTROL-IND,NAV,C-8849	71AKO	DADFZA	DADF	8
F15	CKT CARD,LOGIC NO.1	71AKA	DADFZB	DADF	8
F15	CKT CARD,LIGIC NO.2	71AKD	DADFZC	DADF	8
F15	CKT CARD,DATA BUS	71AKG	DADFZD	DADF	8
F15	CKT CARD,DISPLAY LOGIC	71AKK	DADFZE	DADF	8
F15	POWER SUPPLY	71AKN	DADFZF	DADF	A
F15	PANEL,EDGE LIGHT	71AKR	DADFZG	DADF	1
F15	REZEL ASSY	71AKT	DADFZH	DADF	0
F15	CKT BKR 72CBEO03	42CCA	DADFZJ	DADF	A
F15	CKT BKR 72CBEO04	42CCA	DADFZK	DADF	A
F15	CKT BKR 72CBEO05	42CCA	DADFZL	DADF	A
F15	G-LOAD DISPLAYS		DAE	DA	000050000
F15	G-LOAD ATTENUATION		DAEA	DAE	111111111
F15	FLIGHT INST DISPLAY		DAEB	DAEC	111111111
F15	INDICATOR,ACCELEROMETER	51AMO	DAERA	DAER	A
F15	HUD G-LOAD DISPLAY		DAEC	K DAEB	AAAAAAAAA
F15	DISPLAY UNIT	74KAQ	DAECA	DAEC	8
F15	CKT CARD LIN CORR	74KAB	DAECB	DAEC	8
F15	CKT CARD AUTO BRITE	74KAC	DAECC	DAEC	1
F15	CKT CARD,CONT.BDRESIGHT	74KAE	DAECD	DAEC	8
F15	CKT CARD,AMP,DEFLECT	74KAF	DAECE	DAEC	8
F15	LOW VOLT, PWR SUPPLY	74KAG	DAECF	DAEC	A
F15	HI VOLT PWR SUPPLY	74KAH	DAECG	DAEC	A
F15	BLOWER ASSY	74KAK	DAECH	DAEC	8
F15	ELECTRON TUBE,CATHODE	74KAL	DAECJ	DAEC	8
F15	SENSOR ASSY,AMBIENT LIGHT	74KAN	DAECK	DAEC	1
F15	PANEL ASSY,CONTROL	74KAP	DAECL	DAEC	8
F15	SENSOR ASSY, AUTO BRITE	74KAQ	DAECM	DAEC	1
F15	COMBINING GLASS ASSY	74KAS	DAECN	DAEC	5
F15	SENSOR ASSY,CONT BDRESIGHT	74KAT	DAECP	DAEC	8
F15	CKT CARD, BORE ADJ	74KAU	DAECQ	DAEC	8
F15	COIL,CONNECTOR,TURE DEFL.	74KAV	DAECR	DAEC	A
F15	MOUNTING BASE,HEAD UP	74KBO	DAECS	DAEC	0
F15	SWITCH,ADIMODE	75NAB	DAECT	DAEC	A
F15	CKT BKR 61CBF020	42CDA	DAECU	DAEC	A
F15	PROCESSOR,SIG DATA	74KCO	DAECV	DAEC	8
F15	IO NO.2 CC	74KCB	DAECW	DAEC	8
F15	IO NO.3 CC	74KCC	DAECX	DAEC	8
F15	DATA MEMORY CC	74KCD	DAECY	DAEC	8
F15	PROGRAM MEMORY CC	74KCE	DAECZ	DAEC	8
F15	DATA PROC.NO.1 CC	74KCF	DAECZA	DAEC	8
F15	DATA PROC.NO.2 CC	74KCG	DAECZB	DAEC	8
F15	DATA PROC.NO.3 CC	74KCH	DAECZC	DAEC	8
F15	DATA PROC.NO.4 CC	74KCJ	DAECZD	DAEC	8
F15	WAVEFORM GEN.NO.1 CC	74KCL	DAECZE	DAEC	8

PGG095.J1R1 DATE = 09/09/76

FLIGHT SAFETY PREDICTION TECHNIQUE

0000000001111111112222222223333333334444444444555555555566666666667777777778  
12345678901234567890123456789012345678901234567890123456789012345678901234567890

F15	WAVEFORM GEN.NO.2 CC	74KCM	DAECZF	DAEC	8
F15	WAVEFORM GEN.NO.3 CC	74KCN	DAECZG	DAEC	8
F15	WAVEFORM GEN.NO.4 CC	74KCP	DAECZH	DAEC	8
F15	WAVEFORM GEN.NO.5 CC	74KCQ	DAECZJ	DAEC	8
F15	POWER SUPPLY LO VOLT	74KCR	DAECZK	DAEC	A
F15	IO NO.1 CC	74KCS	DAECZL	DAEC	8
F15	IO NO.4 CC	74KCT	DAECZM	DAEC	8
F15	FILTER ASSY, POWER	74KCU	DAECZN	DAEC	8
F15	MOTHER BOARD CC	74KCV	DAECZP	DAEC	8
F15	CKT BKR 90 CBE 004	42CCA	DAECZQ	DAEC	A
F15	CKT BKR 90 CBE 007	42CCA	DAECZR	DAEC	A
F15	CKT BKR 90 CBE 008	42CCA	DAECZS	DAEC	A
F15	CKT BKR 90 CBE 009	42CCA	DAECZT	DAEC	A
F15	CC G-LOAD DATA		DAEF	DAEC	AAAAAAAA
F15	COMPUTER, DIGITAL	57AA0	DAEFA	DAEF	8
F15	FILTER, RFI	57AA8	DAEFB	DAEF	1
F15	PAGE, CPU CLOCK	57AAF	DAEFC	DAEF	8
F15	PAGE, CPU LO DATA	57AAG	DAEFD	DAEF	8
F15	PAGE, CPU HI DATA	57AAH	DAEFE	DAEF	8
F15	PAGE, CPU CONTROL	57AAJ	DAEFF	DAEF	8
F15	PAGE, IO SERIAL	57AAK	DAEFG	DAEF	8
F15	PAGE, MEMORY CORE	57AAL	DAEFH	DAEF	8
F15	PAGE, MAIN STORE TIMING	57AAM	DAEFJ	DAEF	8
F15	PAGE, IO TR REC	57AAN	DAEFK	DAEF	8
F15	PAGE, IO SERIAL CONTROL	57AAP	DAEFL	DAEF	8
F15	RELAY ASSY	57AAQ	DAEFM	DAEF	8
F15	CONNECTOR ASSY	57AAP	DAEFN	DAEF	1
F15	BACKPANEL MAIN STORE	57AAS	DAEFP	DAEF	1
F15	HARNESS, AC POWER	57AAT	DAEFQ	DAEF	1
F15	HARNESS, DC POWER	57AAU	DAEFR	DAEF	1
F15	HARNESS, IO	57AAV	DAEFS	DAEF	1
F15	PWR SUPPLY	57AAX	DAEFT	DAEF	8
F15	CKT CARD, CONTROL/SEQUENCE	57AAY	DAEFU	DAEF	8
F15	CKT CARD, INTERNAL VOLT	57AAZ	DAEFV	DAEF	8
F15	CKT BKR 84CBL002	42CFA	DAEFW	DAEF	A
F15	CKT BKR 84CBL003	42CFA	DAEFX	DAEF	A
F15	CKT BKR 84CBL004	42CFA	DAEFY	DAEF	A
F15	CKT CARD, LOGIC NO.1	71AKA	DAEFZB	DAEF	8
F15	CKT CARD, LOGIC NO.2	71AKD	DAEFZC	DAEF	8
F15	CKT CARD, DATA BUS	71AKG	DAEFZD	DAEF	8
F15	CKT CARD, DISPLAY LOGIC	71AKK	DAEFZE	DAEF	8
F15	POWER SUPPLY	71AKN	DAEFZF	DAEF	A
F15	PANEL, EDGE LIGHT	71AKR	DAEFZG	DAEF	1
F15	BEZEL ASSY	71AKT	DAEFZH	DAEF	0
F15	CKT BKR 72CRE003	42CCA	DAEFZJ	DAEF	A
F15	CKT BKR 72CRE004	42CCA	DAEFZK	DAEF	A
F15	CKT BKR 72CRE005	42CCA	DAEFZL	DAEF	A
F15	CONTROL-IND, NAV, C-8849	71AKO	DAEVZA	DAEF	8
F15	ADC DATA		DBA	RCC	11111111
F15	ADC DATA		DBA	CBR	11111111

PGG095.J1R1 DATE = 09/09/76

FLIGHT SAFETY PREDICTION TECHNIQUE

```

00000000111111112222222222333333333344444444445555555555666666666677777777778
12345678901234567890123456789012345678901234567890123456789012345678901234567890
F15 ADC DATA DBA DAAA AAAAAAAAAA
F15 ADC DATA DBA DARB AAAAAAAAAA
F15 ADC DATA DBA DAD 00000000
F15 ADC DATA DBA EPG AAAAAAAAAA
F15 ADC DATA DBA FCM 11111111
F15 ADC DATA DBA MDA 11111111
F15 ADC DATA DBA NAY 11111111
F15 COMPUTER, AIR DATA 51FAO DBAA DBA 8
F15 CONVERTER 51EAB DBAB DBA 8
F15 TIMING CONTROL CC 51EAC DRAC DBA 8
F15 PROGRAM CONTROL CC 51EAD DBAD DBA 8
F15 ARITHMETIC CC 51EAE DBAE DBA 8
F15 ANALOG CONVERTER 51EAG DBAF DBA 8
F15 PAR TO SERIAL CONVERTER 51FAH DBAG DBA 8
F15 CONTROL CC 51EAJ DBAH DBA 8
F15 SIGNAL CONDITIONER CC 51EAK DBAJ DBA 8
F15 ANALOG OUTPUT CC 51EAL DBAK DBA 8
F15 DISCRETE OUTPUT CC 51FAM DBAL DBA 8
F15 CONVERTER 51EAR DBAM DBA 8
F15 POWER SUPPLY 51EAS DBAN DBA A
F15 MEMORY CC 51EAV DBAP DBA 8
F15 CONVERTER 51FAW DBAQ DBA 8
F15 CKT BKR 87CBL002 42CFA DBAR DBA A
F15 PITOT/STATIC SENSING DBB DABA AAAAAAAAAA
F15 PITOT/STATIC SENSING DBB DBA FAAAAAAAAA
F15 PITOT/STATIC SENSING DBB FAC 11111111
F15 PITOT/STATIC SENSING DBB FDQ AAAAAAAAAA
F15 PITOT/STATIC SENSING DBB NAY S11111111
F15 STATIC SENSING DBBA DAA AAAAAAAAAA
F15 STATIC SENSING DBBA DBB AAAAAAAAAA
F15 TUBE, PITOT STATIC 51EEA DBBAA DBBA 1
F15 PITOT SENSING DBBB BCC 11111111
F15 PITOT SENSING DBBB DBB AAAAAAAAAA
F15 PITOT SENSING DBBB FCK 11111111
F15 PITOT SENSING DBBB FCM S11111111
F15 PITOT SENSING DBBB FON 11111111
F15 TUBE, PITOT STATIC 51EEA DBBBB DBBB 1
F15 PITOT PROBE HEAT DBBC DBBB A AAAAAAAAAA
F15 CKT BKR 39CBH002 9951A DBBCA DBBC 1
F15 CKT BKR 39CBJ001 9951A DBBCC DBBC 1
F15 CKT BKR 39CRE003 42CCA DBBCC DBBC A
F15 PITOT HEAT SWITCH 9951B DBBCD DBBC A
F15 TOTAL TEMP SENSING DBD DBA 001111000
F15 SENSOR TOTAL TEMP 51EPO DBDA DBD 5
F15 PROBE HEAT DBE DBD A AAAAAAAAAA
F15 RELAY 42CHA DBEA DBE 1
F15 CKT BKR 89CBF004 42CCA DBEB DBE 5
F15 CKT BKR 89CBF003 42CDA DBEC DBE 5
F15 MALFUNCTION ANALYSIS DC D 00000000
F15 PANEL, AVIONICS STATUS 55AC55ABC DCA DC 0

```

PGG095.J1R1 DATE = 09/09/76

FLIGHT SAFETY PREDICTION TECHNIQUE

0000000011111111222222223333333333444444445555555555666666666677777777778  
12345678901234567890123456789012345678901234567890123456789012345678901234567890

F15	CKT CARD, DRIVER	55ABA	DCR	DC	0
F15	TRANSIENT FILTER ASSY	55ABB	DCC	DC	0
F15	PANEL SWITCH ASSY	55ARC	DCD	DC	0
F15	PANEL SUBASSY	55ABD	DCE	DC	0
F15	PANEL, AVIONICS STATUS	55AB55ACC	DCF	DC	0
F15	TEST, RESET PANEL ASSY	55ACR	DCG	DC	0
F15	PANEL SWITCH ASSY	55ACC	DCH	DC	0
F15	TRANSIENT FILTER ASSY	55ACD	DCJ	DC	0
F15	CHASSIS ASSY	55ACF	DCK	DC	0
F15	PANEL, BITE CONTROL AND DIS	55ADD	DCL	DC	1
F15	MODULE, LOGIC NO.1	55ADA	DCM	DC	1
F15	MODULE, LOGIC NO.2	55ADB	DCN	DC	1
F15	MODULE, LOGIC NO.3	55ADC	DCP	DC	1
F15	MODULE, LOGIC NO.4	55ADD	DCQ	DC	1
F15	POWER SUPPLY ASSY	55ADE	DCR	DC	A
F15	PANEL ASSY, FRONT	55ADF	DCS	DC	1
F15	MOTHER BOARD, CONNECTOR AS	55ADG	DCT	DC	8
F15	PANEL, LIGHT TRANSMITTING	55ADJ	DCU	DC	1
F15	PRINTED WIRING ASSY	55ADK	DCV	DC	1
F15	PANEL, BITE CONTROL AND DIS	55AEC	DCW	DC	1
F15	PANEL, LIGHT TRANSMIT	55AFA	DCX	DC	1
F15	PANEL ASSY, FRONT	55AFB	DCY	DC	1
F15	MODULE, LOGIC NO.1	55AFC	DCZ	DC	1
F15	MODULE, LOGIC NO.2	55AFD	DCZA	DC	1
F15	MODULE, LOGIC NO.3	55AFE	DCZB	DC	1
F15	CABLE ASSY	55AEF	DCZC	DC	1
F15	CKT BKR 66CRE004	42CCA	DCZD	DC	A
F15	CKT BKR 98CBL003	42CFB	DCZE	DC	1
F15	RELAY, EXCEEDANCE COUNTER	42CJD	DCZF	DC	1
F15	SIGNAL DATA RECORDING		DD	D	00000000
F15	RECORDER, SIGNAL DATA	55RCO	DDA	DD	8
F15	CKT CARD 10 CLOCK	55RCA	DDB	DD	8
F15	CKT CARD, SIG CONDITIONER	55RCB	DDC	DD	8
F15	CKT CARD, SIG CONDITIONER	55RCC	DDD	DD	8
F15	CKT CARD, SIG CONDITIONER	55RCD	DDF	DD	8
F15	CKT CARD, SIG CONDITIONER	55RCE	DDF	DD	8
F15	CKT CARD, GYRO REF	55RCF	DDG	DD	8
F15	CKT CARD, GYRO DECK DRIVE	55RCG	DDH	DD	8
F15	CKT CARD, AD CONVERTER	55RCH	DDJ	DD	8
F15	CKT CARD, TIME BASE GEN	55RCK	DDK	DD	8
F15	CKT CARD, LOGIC	55RCL	DDL	DD	9
F15	CKT CARD, MULTIPLEXER	55RCM	DDM	DD	8
F15	CKT CARD, PROGRAMMER	55RCN	DDN	DD	8
F15	CKT CARD, VOLT REG	55RCS	DDP	DD	8
F15	PWR SUPPLY ASSY	55RCT	DDQ	DD	A
F15	TAPE DECK ASSY	55RCZ	DDR	DD	8
F15	RATE GYRO 3 AXIS	55RC7	DDS	DD	1
F15	GYRO, RATE, PITCH/YAW	55RC8	DDT	DD	8
F15	GYRO, ROLL	55BDA	DDU	DD	8
F15	ACCELEROMETER, AUGULAR	55RDF	DDV	DD	8

PGG095.J1R1 DATE = 09/09/76

FLIGHT SAFETY PREDICTION TECHNIQUE

000000000111111111222222222333333333444444444555555555666666666777777777888888888999999999

F15 ACCELEROMETER, AXIAL	55B0N	DDW	DD	8
F15 CKT CARD, IN	55B0U	DDX	DD	8
F15 CASSETTE, TAPE	55B0C	DDY	DD	8
F15 TRANSDUCER, ROTARY, AILERON	55B0D	DDZ	DD	1
F15 TRANSDUCER, ROTARY, RUDDER	55B0G	DDZA	DD	1
F15 RECORDER, EVENTS HISTORY	230A4	DDZAM	DD	0
F15 SWITCH, SPEED BRAKE POSIT	55BHC	DDZB	DD	1
F15 COUNTER, ELECTRONIC, ACCEL	55CA0	DDZC	DD	1
F15 CKT CARD, PWR SUPPLY	55CAA	DDZD	DD	1
F15 CKT CARD, PWR SUPPLY	55CAB	DDZE	DD	1
F15 CKT CARD, QUANTIZER	55CAD	DDZF	DD	1
F15 CKT CARD, BIT LOGIC	55CAE	DDZG	DD	0
F15 TRANSFORMER ASSY	55CAF	DDZH	DD	1
F15 ACCELEROMETER, ELECTRICAL	55CBO	DDZJ	DD	1
F15 CKT BKR 104CBEC03	42CCA	DDZK	DD	A
F15 CHASIS AND HARNESS ASSY	55BDW	DDZL	DD	1
F15 ENVIRONMENTAL CONTROL		F		AAAAAAAAA
F15 LIGHTING		EA	F	D 11111121
F15 INTERIOR LIGHTING ATTEN		EAA	FA	0AAAAAAAA0
F15 PRIMARY LIGHTING		EAB	K EAN	AAAAAAAAA
F15 CKT BKR 32 CBE 083	42CCA	EAB		A
F15 RELAY ASSY MISC	44PFA	EABB	EAB	1
F15 LIGHT PANEL	44BEM	EABF	EAB	0
F15 CONSOLE LIGHTING		EAC	EAB	111111111
F15 LEFT CONSOLE LIGHTING		EAD	FAC	AAAAAAAAA
F15 LIGHT CONTROL, CONTROL PANE	44BBO	EADA	EAD	A
F15 TRANSFORMERS 2EA PWR SUPPL	44BFC	EADH	FAD	5
F15 CKT BKRS, 4EA, PWR SUPPLY	44BFC	EADC	EAD	3
F15 TRIMPOTS EACH OF 7	44BAR	EADD	EAD	1
F15 TRIM POTS EACH OF 7	44BAR	EADJ	EAD	1
F15 RIGHT CONSOLE LIGHTING		EAE	EAC	AAAAAAAAA
F15 LIGHT CONTROL, CONTROL PANE	44BBO	EAEA	EAE	A
F15 TRANSFORMER, PWR SUPPLY	44BFB	EAEH	EAE	A
F15 CKT BKRS, 2EA, PWR SUPPLY	44BFR	EAEI	EAE	5
F15 TRIM POTS, 11EA, TRIM PANEL	44BAR	EAEJ	EAE	1
F15 INSTRUMENT LIGHTING		EAF	EAB	22222222
F15 FLIGHT INST LIGHTING		EAG	EAF	AAAAAAAAA
F15 LIGHT CONTROL, CONTROL PANE	44BBO	EAGA	FAG	A
F15 TRANSFORMER, PWR SUPPLY	44BFA	EAGB	EAG	A
F15 CKT BKR, PWR SUPPLY	44BFA	EAGC	EAG	A
F15 TRIM POTS, 8EA, TRIM PANEL	44BAR	EAGD	FAG	1
F15 ENGINE INSTRUMENT LIGHTING		EAH	EAF	01000000
F15 LIGHT CONTROL, CONT PANEL	44BRO	EAHA	EAH	A
F15 TRANSFORMER, PWR SUPPLY	44BFA	EAHB	EAH	A
F15 CKT BKR, PWR SUPPLY	44BFA	EAHC	EAH	A
F15 TRIM POTS, EACH OF 8	44BAR	EAMD	EAH	1
F15 TRIM POTS EACH OF 8	44BAR	EAME	FAH	1
F15 AUX/STBY INST. LIGHTING		EAJ	EAF	00000010
F15 LIGHT CONTROL CONT PANEL	44BRO	EAJA	EAJ	A
F15 TRANSFORMER, PWR SUPPLY	44BFA	EAJB	EAJ	A

PGG095.J1R1 DATE = 09/09/76

FLIGHT SAFETY PREDICTION TECHNIQUE

00000000011111111112222222223333333334444444445555555556666666667777777778									
12345678901234567890123456789012345678901234567890123456789012345678901234567890									
F15	CKT BKRS,2EA,PWR SUPPLY	44BFA	EAJC	EAJ					5
F15	AUX INST LIGHTING		EAK	EAJ					555555555
F15	TRIM POTS,EACH,OF 9	44BAR	EAKA	EAK					1
F15	TRIM POTS EACH OF 9	44BAR	EAKB	FAK					1
F15	STRY INSTRUMENT LIGHTING		EAL	FAJ					555555555
F15	STBY INST SWITCH CONT PANE	44BBO	EALA	EAL					A
F15	TRIM POTS,4EA	44BAR	EALB	EAL					1
F15	ARMAMENT CONTROL LIGHTING		EAM	MCA	D				111111111
F15	LIGHT CONTROL,ARM CONT PAN	75MAC	EAMA	EAM					A
F15	CKT BKR,PWR SUPPLY	44BFB	EAMB	EAM					A
F15	TRANSFORMER,PWR SUPPLY	44BFB	EAMC	EAM					A
F15	CKT BKR,31CBEO08	42CCA	EAMD	EAM					A
F15	SECONDARY LIGHTING		EAN	EAA	K EAB				AAAAAAAAA
F15	STORM/FLOOD LIGHTING		EAP	EAN	EAQ				111111111
F15	LIGHT CONTROL,CONTROL PANE	44BBO	EAPA	EAP					A
F15	CKT BKR 32CBC006	42CCG	EAPB	FAP					A
F15	FLOOD LIGHTS,4EA	44RAA	EAPC	EAP					2
F15	UTILITY LIGHTING		FAQ	EAN	K EAP				AAAAAAAAA
F15	UTILITY LIGHT	44BAJ	EAQA	EAQ					A
F15	CKT BKR 36CHC003	42CCG	EAQB	EAQ					A
F15	EXTERIOR LIGHTING		EAR	EA					111111121
F15	ATTENUATION		EARA	EAR					111111111
F15	FORMATION LIGHTS		EAS	EARA					000000000
F15	LIGHT CONTROL	44ACO	EASA	EAS					A
F15	LIGHT PANEL	44ACE	EASB	EAS					0
F15	CKT BKR 31CBEO08	42CCA	EASC	EAS					A
F15	FORM LIGHT,RIGHT WING	44AAN	EASD	EAS					2
F15	FORM LIGHT,RIGHT AFT FUS	44AAS	EASE	FAS					2
F15	FORM LIGHT,LEFT WING	44AA1	EASF	EAS					2
F15	FORM LIGHT,LEFT AFT FUS	44AA2	EASG	FAS					2
F15	FORM LIGHT,RIGHT FWD FUS	44AA3	EASH	EAS					2
F15	FORM LIGHT,LEFT FWD FUS	44AA4	EASJ	EAS					2
F15	ANTI COLLISION/POSITION LIG		EAT	EARA					000000000
F15	CKT BKR 25CBEO08	42CCA	EATA	EAT					A
F15	FLASHER UNIT	44ADC	EATB	FAT					5
F15	CKT BOARD	44ADA	EATC	EAT					1
F15	CKT BKR,25CBEO02	42CCA	EATD	EAT					5
F15	ANTI COLLISION LIGHT CONTR	44ACO	EATE	EAT					5
F15	ANTI COLLISION LIGHT RELAY	42CHA	EATF	CAT					5
F15	ANTI COLLISION LIGHT R WIN	44AAD	EATG	EAT					1
F15	ANTI COLLISION LIGHT L WIN	44AAZ	EATH	EAT					1
F15	ANTI COLLISION LIGHT R FIN	44AAL	EATJ	EAT					1
F15	POSITION LIGHTS CONTROL	44ACO	EATK	EAT					5
F15	POSITION LIGHTS R WING	44AAA	EATL	EAT					1
F15	POSITION LIGHTS L WING	44AAV	EATM	EAT					1
F15	POSITION LIGHTS L FIN	44AAC	EATN	EAT					1
F15	RELAY,POS LT FLASHER	42CHG	EATP	EAT					1
F15	LANDING LIGHT		EAU	EARA					000000010
F15	LANDING LIGHT ASSY	44AAF	EAUA	FAU					A
F15	CKT BKR 27CBFO08	42CDA	EAUB	EAU					A

PGG095.J1R1 DATE = 09/09/76

FLIGHT SAFETY PREDICTION TECHNIQUE

```

00000000011111111122222222233333333344444444455555555666666667777777778
1234567890123456789012345678901234567890123456789012345678901234567890
F15 RELAY, LAND LT 27KFC04 9944A EAUC EAU A
F15 SWITCH, LAND LT 27SH005 9944B EAUD FAU A
F15 RELAY, NLG DN 42CH5 EAUE EAU A
F15 TAXI LIGHT EAV FARA 00000000
F15 TAXI LIGHT ASSY 44AAE EAVA FAV A
F15 CKT BKR 27CBF006 42CDA EAVR FAV A
F15 RELAY, TAXI LT 27K F002 9944C EAVC EAV A
F15 RELAY, NLG DN 41KLO93 42CH5 EAVD EAV A
F15 SWITCH, TAXI LT 27SH005 9944B FAVE EAV A
F15 AIR REFUEL LIGHTS EAW RTA D AAAAAAAAAA
F15 FLOODLIGHT ASSY, AR 44AAV EAWA EAW A
F15 SLIPWAY LIGHT ASSY, 2EA 44AAX EAWB FAW 5
F15 CKT BKR, ARR FLD LT 29CRC00 42CCG EAWC FAW A
F15 OXYGEN ER F 002555000
F15 NORMAL OXYGEN SUPPLIED EBA EB EBH 555555555
F15 HOSE ASSY VENT 47AAB EBAA EBA 0
F15 HOSE ASSY SUPPLY 47AAC EBAB EBA 8
F15 HEAT EXCHANGOR 47AAD EBAC EBA 8
F15 REGULATOR, DEMAND 47AAH EBAU EBA 8
F15 HOSE ASSY, OXY 47AAL EBAA EBA 8
F15 DISCONNECT VENT 47AAQ EBAF EBA 0
F15 DISCONNECT SUPPLY 47AAP EBAG EBA 8
F15 VALVE RELIEF 47AAS EBAN EBA 8
F15 CONVERTER 5 LITER 47AAX EBAJ EBA 8
F15 CONTAINER LIQ OX 47AAY EBAK EBA A
F15 VALVE, FILL, BUILDUP, VENT 47AAZ EBAL EBA 5
F15 VALVE, RELIEF 47AA1 EBAM EBA 2
F15 VALVE, PRESSURE CLOSING 47AA2 EBAN EBA 8
F15 EMERGENCY OXYGEN SUPPLIED EBB K EBA AAAAAAAAAA
F15 EMER OXY CYLINDER 91CCA EBBA EBB A
F15 PRESSURE GAGE 91CCB EBBC EBB 0
F15 HOSE ASSY 91CCC EBBC EBB A
F15 OXYGEN QUANTITY STATUS EBC EBB 111111111
F15 INDICATOR, LOX QUANTITY 47AAE EBBA EBB 8
F15 TEST SWITCH 47AAG EBCB EBB 1
F15 OXYGEN LOW RELAY 42CHG EBCC EBB 1
F15 OXY LOW CAUTION LIGHT 44EAO EBCD EBB 1
F15 HARNESS ASSY CAUTION LIGHT 44EAA EBCE EBB 1
F15 LOGIC UNIT 44ECO EBCF EBB 1
F15 BOARD ASSY 44ECA EBCG EBB 1
F15 BOARD ASSY 44ECB EBCH EBB 1
F15 BOARD ASSY 44ECC EBCJ EBB 1
F15 POWER SUPPLY 44ECD EBCK EBB 1
F15 BOARD ASSY 44ECE EBCL EBB 1
F15 CABLE ASSY 44ECF EBCM EBB 1
F15 WIRE BUNDLE 44EDG EBCN EBB 1
F15 CKT BKR 110CBF008 42CDA EBCP EBB 8
F15 CABLE ASSY, ELECTRICAL 47AAK EBCQ EBB 1
F15 CABIN ENVIRONMENT EC F 001222100
F15 CABIN ENVIRONMENT ATTEN. ECA EC 003333100

```

PGG095.JIR1 DATE = 09/09/76

FLIGHT SAFETY PREDICTION TECHNIQUE

```

00000000111111112222222233333333444444445555555566666666777777778
1234567890123456789012345678901234567890123456789012345678901234567890
F15 NORMAL AIR PRESSURE ECB ECA ECC 444444440
F15 EMERGENCY VENT AIR ECC ECA K ECB AAAAAAAAAA
F15 EMER VENT HANDLE 9941A ECCA ECC A
F15 VALVE, RAM AIR CABIN 41AAT ECCB ECC A
F15 CABIN CONDITIONED AIR ECD ECB AAAAAAAAAA
F15 CABIN CONDITIONED AIR ECD FDA AAAAAAAAAA
F15 VALVE, CABIN HOT AIR 41AAA ECDA ECD 8
F15 VALVE, CABIN INLET 41AAL ECDB ECD 8
F15 VALVE, CABIN CHECK 41AAM ECDC ECD 0
F15 WATER SEPERATOR, CABIN 41AAW ECDD ECD 1
F15 COALESCER, CABIN 41AAZ ECDE ECD 1
F15 DUCT, AIR DIST 41AA1 ECDF ECD 0
F15 REFRIGERATED AIR SUPPLIED ECF ECD AAAAAAAAAA
F15 REFRIGERATED AIR SUPPLIED ECF EFD AAAAAAAAAA
F15 TURBINE, AIRCRAFT COOLING 41ACA ECEA ECE A
F15 VALVE, HOT AIR 41ACF ECED ECE 8
F15 SENSOR, TEMP, WATER SEP. 41ACG ECCE ECE 8
F15 WATER SEPERATOR, PRI. 41ACH ECEF ECE 1
F15 SECONDARY HEAT EXCHANGER 41ACP ECEG ECE 1
F15 DUCT, AIR DIST. 41ACY ECEH ECE 0
F15 COALESCER, PRI. WATER SEP. 41ACZ ECEJ FCE 1
F15 WATER SEP RELAY 107K-L078 42CHA ECEK FCE 0
F15 WATER SEP ASP COUT RELAY K42CJD ECEL FCE 0
F15 RELAY, ELAPSED TIME 107K-L042CHG ECEM ECE 0
F15 PRECONDITIONED AIR INPUT ECF ECD FAAAAAAAAA
F15 PRECONDITIONED AIR INPUT ECF ECE AAAAAAAAAA
F15 PRECONDITIONED AIR INPUT ECF EFD FAAAAAAAAA
F15 VALVE, MOD/SHUTOFF 41ACM ECFA ECF A
F15 EJECTOR AIR FLOW ECG ECE 550000055
F15 VALVE, EJECT SHUTOFF 41ACV ECGA ECG A
F15 EJECTOR ASSY 41ACW ECGB ECG 1
F15 CABIN TEMP CONTROLLED ECL FCB AAAAAAAAAA
F15 CONTROL BOX 41AAG ECLA ECL 1
F15 CONTROLLER, CABIN AIR 41AAC ECLB ECL 8
F15 CKT BKR 107CBC045 42CCG ECLC ECL A
F15 AUTOMATIC CONTROL ECM ECL ECN 111111111
F15 SENSOR, CABIN AIR 41AAB ECMA ECM 8
F15 CABIN TEMP CONTROL 41AAG ECMB FCM A
F15 CABIN AUTO/MANUAL SW 41AAG ECMC ECM A
F15 SENSOR, CABIN OVERTEMP 41AAH ECMD ECM 8
F15 MANUAL CONTROL ECN ECL K ECM AAAAAAAAAA
F15 CABIN AUTO/MANUAL SW 41AAG ECNA ECN A
F15 CABIN TEMP CONTROL 41AAG ECNB ECN A
F15 CABIN PRESSURE CONTROLLED ECP ECB AAAAAAAAAA
F15 ALTITUDE INDICATOR 41AAU ECPA ECP 0
F15 NORMAL PRESSURE CONTROL ECQ ECP ECR 555555555
F15 VALVE, CABIN PRESS REG 41AAR ECQA ECQ 5
F15 VALVE, CABIN SAFETY 41AAS ECQB ECQ 5
F15 EMERGENCY DUMP ECR ECP K ECQ AAAAAAAAAA
F15 VALVE, SOLENOID AIR PUMP 41AAX ECRA ECR A

```

PGG095.J1R1 DATE = 09/09/76

FLIGHT SAFETY PREDICTION TECHNIQUE

00000000011111111122222222233333333333344444444444555555555556666666666777777777778	12345678901234567890123456789012345678901234567890123456789012345678901234567890
F15 CKT BKR 107CBC070	42CCG ECRB ECR A
F15 EMERG VENT HANDLE ASSY	9941A FCRC ECR A
F15 CANOPY SEALED	ECU ECB 001222100
F15 CANOPY SEAL REGULATOR	12CFA ECUA FCU 8
F15 CANOPY SEAL,FRONT	12CFB ECUB FCU 1
F15 CANOPY SEAL,REAR	12CFC ECUC ECU 1
F15 CANOPY SEAL BELLOWS	12CFD ECUD ECU 8
F15 HIGH MACH COMPENSATION	ECV ECE F 000080000
F15 HEAT EXC REGEN	41ACH ECVA ECV 1
F15 VALVE,MOD REGEN. EXCH	41ACE ECVB ECV 5
F15 SENSOR,RAM AIR TEMP	41ACJ ECVC ECV 8
F15 WINDSHIELD CLEAR	ED E 010000020
F15 ANTI FOG	EDA ED Y 000000010
F15 VALVE,ANTI/FOG	41CCA EDAA FDA 8
F15 SENSOR,TEMP,ANTI-FOG	41CCB EDAB EDA 8
F15 VALVE,CHECK,ANTI-FOG	41CCC EDAC EDA 0
F15 HEAT EXCHANGER,ANTI-FOG	41CCD EDAD EDA 1
F15 SOLENOID ASSY	41CAB EDAE EDA 8
F15 ANTI ICE	EDB ED A 0100000A0
F15 VALVE,ANTI-ICE REG.	41CAA EDBA EDB 8
F15 DUCT SYSTEM, ANTI-ICE	41CAH EDHB EDB 1
F15 CKT BKR,ANTI-ICE	42CDA EDBC EDB A
F15 ANTI ICE CONTROL SWITCH	9941C ED8D ED3 A
F15 WINDSHIELD OVERHEAT WARNING	EDC EDB 111111111
F15 SENSOR, OVERHEAT	41CAC EDCA EDC 1
F15 RELAY,WINDSHIELD OVERHEAT	42CHA EDCB EDC 0
F15 CAUTION LIGHT DISPLAY UNIT	44FAO EDCC EDC 1
F15 CAUTION LIGHT HARNESS ASSY	44EAA EDCD EDC 1
F15 CAUTION LIGHT LIGIC UNIT	44ECO EDCE FDC 1
F15 CAUTION LIGHT BOARD ASSY	44FCA EDCF EDC 1
F15 CAUTION LIGHT BOARD ASSY	44ECR EDCG EDC 1
F15 CAUTION LIGHT BOARD ASSY	44ECC EDCH EDC 1
F15 CAUTION LIGHT POWER SUPP.	44ECD EDCJ EDC 1
F15 CAUTION LIGHT PWR SUPP	44ECE EDCK EDC 1
F15 CAUTION LIGHT CABLE ASSY	44ECF EDCL EDC 1
F15 CAUTION LIGHT WIRE BUNDLE	44EDO EDCM EDC 1
F15 ANTI-G ATTENUATION	EE E 000G10G00
F15 ANTI-G	EEA EE 111111111
F15 VALVE,ANTI G	41AAJ EEA 8
F15 AVIONICS COOLING AIR	EFA CAA 111111111
F15 AVIONICS COOLING AIR	EFA CRA 111111111
F15 AVIONICS COOLING AIR	EFA CRKE F111111111
F15 AVIONICS COOLING AIR	EFA CBME F111111111
F15 AVIONICS COOLING AIR	EFA CRQE F111111111
F15 AVIONICS COOLING AIR	EFA CCA 111111111
F15 AVIONICS COOLING	EFA DBA 111111111
F15 AVIONICS COOLING AIR	EFA EFB AAAAAAAAAA
F15 AVIONICS COOLING AIR	EFA EFC AAAAAAAAAA
F15 AVIONICS COOLING AIR	EFA MCA 111111111
F15 AVIONICS COOLING AIR	EFA MD 111111111

PGG095.J1R1 DATE = 09/09/76

FLIGHT SAFETY PREDICTION TECHNIQUE

0000000001111111112222222222333333333344444444445555555555666666666677777777778					
12345678901234567890123456789012345678901234567890123456789012345678901234567890					
F15 AVIONICS COOLING AIR		EFA	MX		111111111
F15 DUCT, AIR DIST	41ABX	EFAA	FFA		0
F15 RADAR LIQUID COOLING		EFB	MD3		AAAAAAAAA
F15 HOSE ASSY	41ABE	EFBA	EFB		8
F15 HEAT EXCHANGER, LIQ COOL	41ABF	EFBB	EF3		8
F15 PUMP/RESERVOIR PADKAGE	41ABG	EFBC	EFB		A
F15 CKT BKRS, 4 FA	42CCA	EFBD	EFB		A
F15 COOLANT PUMP RELAY 107K-LC42CH5		EFBE	EFB		A
F15 ICMS COOLING		EFC	MY		111111111
F15 VALVE, SOLENOID	41ABU	EFCA	EFC		A
F15 NORMAL COOLING AIR		EFD	EFA	EFF	111111111
F15 SENSOR, AVIONIC OVRTEMP	41ABA	EFDA	EFD		8
F15 SENSOR, AVIONIC FLOW/TEMP	41ABC	EFDB	EFD		8
F15 CONTROLLER AVIONIC AIR	41ABL	EFDC	EFD		8
F15 VALVE, AVIC HOT AIR	41ABM	EFDD	EFD		8
F15 VALVE, AVIC COLD AIR	41ABN	EFDE	EFD		8
F15 EMERGENCY COOLING AIR		EFE	FFA	K EFD	AAAAAAAAA
F15 VALVE, DIVERTER	41ABD	EFEA	FFF		8
F15 VALVE, CHECK	41ABW	EFEB	EFE		0
F15 AVIONICS OVRTEMP WARNING		EFF	EFE		111111111
F15 OVRTEMP RELAY K-6	42CJD	EFFA	EFF		A
F15 DISPLAY UNIT CAUTION LT	44EAC	EFFB	EFF		1
F15 HARNESS ASSY CAUTION LT	44EAA	EFFC	EFF		1
F15 LOGIC UNIT CAUTION LT	44ECO	EFFD	EFF		1
F15 BOARD ASSY CAUTION LT	44ECA	EFEE	EFF		1
F15 BOARD ASSY CAUTION LT	44FCB	EFFE	EFF		1
F15 BOARD ASSY CAUTION LT	44ECC	EFFG	EFF		1
F15 POWER SUPPLY CAUTION LT	44ECD	EFFH	EFF		1
F15 P S ASSY CAUTION LT	44ECE	EFFJ	EFF		1
F15 CABLE ASSY CAUTION LT	44ECF	EFFK	EFF		1
F15 WIRE BUNDLE CAUTION LT	44EDO	EFFL	EFF		1
F15 SENSOR, LOW FLOW WARNING	41ABY	EFFM	EFF		1
F15 GROUND COOLING AIR		EFG	EFA		000000000
F15 RECEPTACLE, GROUND AIR	41AEN	EFGA	EFG		1
F15 VALVE, CHECK, GROUND AIR	41ABV	EFGB	EFG		0
F15 WAVEGUIDE PRESSURE		EFH	MDB		AAAAAAAAA
F15 FILTER	41ABP	EFHA	EFH		1
F15 VALVE, REGULATOR	41AFQ	EFHB	EFH		8
F15 DESSICANT	41AES	EFHC	EFH		0
F15 FUEL TANK PRESSURIZATION		EG	RSJ		AAAAAAAAA
F15 HEAT EXCHANGER, FUEL	41ACK	EGA	EG		1
F15 PRECOND AIR SUPPLY		EP	ECF		AAAAAAAAA
F15 PRECOND AIR SUPPLY		EP	ECG		FAAAAAAAAAA
F15 PRECOND AIR SUPPLY		EP	FCU		FAAAAAAAAAA
F15 PRECOND AIR SUPPLY		EP	EDA		FAAAAAAAAAA
F15 PRECOND AIR SUPPLY		EP	EDB		AAAAAAAAAAA
F15 PRECOND AIR SUPPLY		EP	FEA		AAAAAAAAAAA
F15 PRECOND AIR SUPPLY		EP	EFH		FAAAAAAAAAA
F15 PRECOND AIR SUPPLY		EP	EG		AAAAAAAAAAA
F15 AIR SOURCE EACH OF 2		EPA	EP	K EPX	AAAAAAAAAAA

PGG095.J1R1 DATE = 09/09/76

FLIGHT SAFETY PREDICTION TECHNIQUE

000000001111111112222222223333333334444444445555555556666666667777777778  
12345678901234567890123456789012345678901234567890123456789012345678901234567890

F15 AIR SOURCE FA OF 2		EPA	EPX	SAAAAAAAAA
F15 HEAT EXCHANGER	41AEA	EPAA	EPA	8
F15 CHECK VALVE	41AEC	EPAB	EPA	0
F15 BYPASS VALVE	41AEF	EPAC	EPA	5
F15 TEMP SENSOR	41AEL	EPAD	EPA	5
F15 OVERTEMP SENSOR	41AEU	EPAE	EPA	5
F15 DUCT, INSTALLATION	41AEP	EPAF	EPA	1
F15 AIR SOURCE SWITCH	41AAG	EPAG	EPA	A
F15 BLEED AIR INPUT		EPB	EPA	AAAAAAAAA
F15 VALVE,REGULATOR,SHUTOFF	41AEB	EPBA	EPB	8
F15 VALVE,REG.SHUTOFF	41AEH	EPBB	FPB	5
F15 INSULATION	41AEN	EPBC	FPB	A
F15 HOT AIR DUCTS	41AEQ	EPBD	EPB	A
F15 OVERPRESSURE SENSOR	41AEM	EPBE	EPB	0
F15 SOLENOID VALVE	41AET	EPBF	EPB	1
F15 COOLING AIR INPUT		EPC	EPA	AAAAAAAAA
F15 ENGINE INLET DUCT AIR		EPD	EPC	015AAA510
F15 CHECK VALVE	41AEY	EPDA	EPD	0
F15 AUX RAM AIR		EPE	EPC	121000121
F15 AUX RAM AIR INLET DOOR	41AEG	EPEA	EPE	1
F15 DOOR ACTUATOR	41AEK	EPEB	EPE	1
F15 RESTRICTOR	41AEX	EPEC	EPE	0
F15 HYDRAULIC ACTUATION		EPF	EPE	000000888
F15 SELECTOR VALVE	41AEJ	EPFA	EPF	A
F15 SELECTOR RELAY	42CHG	EPFB	EPF	A
F15 EJECTOR AIR FLOW		EPG	EPC	521000125
F15 EJECTOR	41AEE	EPGA	EPG	1
F15 VALVE	41AEO	EPGB	EPG	A
F15 EJECTOR RELAY	42CH5	EPGC	EPG	1
F15 DOOR SELECT RELAY	42CHG	EPGD	EPG	1
F15 CKT BKR 107CB071	42CCG	EPGE	FPG	A
F15 BLEED AIR WARNINGS		EPH	EPA	555555555
F15 BLEED AIR LEAK DET	49BAA	EPHA	EPH	A
F15 BLEED AIR LEAK DET	49BAC	EPHB	EPH	A
F15 CONTROL UNIT	49BAB	EPHC	EPH	A
F15 BLEED AIR CAUTION LIGHT RE	42CHA	EPHD	EPH	A
F15 PRECOND AIR OVERTIMP SENS	09941B	EPHE	EPH	8
F15 PRECOND AIR OVERTEMP RELAY	42CJD	EPHF	EPH	A
F15 HARNESS ASSY WIRE	44EAA	EPHG	EPH	1
F15 LOGIC UNIT CAUTION LIGHTS	44ECO	EPHH	EPH	1
F15 BOARD ASSY	44ECA	EPHJ	EPH	1
F15 BOARD ASSY	44FCB	EPHK	EPH	1
F15 BOARD ASSY	44FCC	EPHL	FPH	1
F15 POWER SUPPLY	44ECD	EPHM	EPH	1
F15 BOARD ASSY	44ECF	EPHN	EPH	1
F15 CABLE ASSY	44ECF	EPHP	EPH	1
F15 WIRE BUNDLE	44FDO	EPHQ	FPH	1
F15 CKT BKR 47CB-C001	42CCG	EPHR	EPH	A
F15 CKT BKR 47CB-C002	42CCG	EPHS	EPH	A
F15 DISPLAY UNIT, CAUTION LIGH	44EAO	EPHT	EPH	1

PGG095.J1R1 DATE = 09/09/76

FLIGHT SAFETY PREDICTION TECHNIQUE

```

00000000111111112222222233333333444444445555555566666666777777778
1234567890123456789012345678901234567890123456789012345678901234567890
F15 AIR SOURCE FAIL EPX EPX FAAAAAAAAA
F15 FLIGHT CONTROL F AAAAAAAAAA
F15 LIFT AUGMENTATION FA F 010000010
F15 FLAP POSITIONING FAA FA AAAAAAAAAA
F15 FLAP ASSY WING LANDING 14HAO LFAAA FAA 1
F15 FLAP ASSY WING LANDING 14HAO RFAAA FAA 1
F15 FAIRING FORWARD OUTER 14HAA LFAAB FAA 0
F15 FAIRING FORWARD OUTER 14HAA RFAAB FAA 0
F15 FLAP INTIATION FAC FAA AAAAAAAAAA
F15 SWITCH CONTROL 14HBB FACA FAC A
F15 SWITCH AIR SPEED FLAP 14HRF FACB FAC 5
F15 PANEL RELAY MISC 2 46KLO1742CHG FACC FAC A
F15 FLAP INDICATION FAD FA I FAA 111111111
F15 INDICATION FLAP POSITION 14HRC FADA FAD A
F15 INTERIOR LITES PWR SUPPLY 44BFO FADB FAD A
F15 HYDRAULIC FLAP ACTUATION LFAE FAA AAAAAAAAAA
F15 HYDRAULIC FLAP ACTUATION RFAE FAA AAAAAAAAAA
F15 ACT ASSY, HYD, FLAP 14HEK LFAEA LFAE A
F15 ACT ASSY, HYD, FLAP 14HBK RFAEA RFAE A
F15 PANEL CKT BREAKER LH 42CCG LFAEB LFAE A
F15 PANEL CKT BREAKER LH 42CCG RFAEB RFAE A
F15 ROD END ASSY 14HBL LFAEC LFAE A
F15 ROD END ASSY 14HBL RFAEC RFAE A
F15 HYDRAULIC CONTROL LFAF LFAE AAAAAAAAAA
F15 HYDRAULIC CONTROL LFAF LFDL AAAAAAAAAA
F15 HYDRAULIC CONTROL RFAF RFAE AAAAAAAAAA
F15 HYDRAULIC CONTROL RFAF RFDL AAAAAAAAAA
F15 VALVE SWITCHING 14GCC LFAFA LFAF 1
F15 VALVE SWITCHING 14GCC RFAFA RFAF 1
F15 TUBING 14AFF LFAFH LFAF 5
F15 TUBING 14AFF RFAFB RFAF 5
F15 ELEC FLAP ACT EARLY CONFIG FAG FAA AAAAAAAAAA
F15 ACTUATOR ASSY ELEC FLAP 14HBA LFAGA FAG A
F15 ACTUATOR ASSY ELEC FLAP 14HBA RFAGA FAG A
F15 COMPARATOR FLAP 14HBE FAGB FAG 8
F15 YAW CONTROL FB F 010010020
F15 RUDDER POSITIONING FBA FB AAAAAAAAAA
F15 RUDDER ASSY EA OF 2 14DAO FBAA FBA 1
F15 YAW ASSIST FBB FBE 111111111
F15 EMER XMISSION FBC FBA K FBE AAAAAAAAAA
F15 TRIM ACTUATOR 14DEA FBCA FBC A
F15 SAFETY SPRING CARTRIDGE 14GCG FBCB FBC A
F15 RUDDER ACTUATION LFBF FBA KRFBF AAAAAAAAAA
F15 RUDDER ACTUATION RFBF FBA KLFBF AAAAAAAAAA
F15 SERVOACTUATOR HYD 14DCA LFBDA LFBF A
F15 SERVOACTUATOR HYD 14DDA RFBDA RFBF A
F15 MECHANICAL PROCESSING FBE FBA 111111111
F15 RUDDER CONTROL LINKAGE 14DCO FBEA FBE 1
F15 RES, CABLE TENSION 14DDB FBEB FBE 3
F15 MANUAL ACTIVATION FBF FBE AAAAAAAAAA

```

PGG095.J1R1 DATE = 09/09/76

FLIGHT SAFETY PREDICTION TECHNIQUE

0000000001111111122222222223333333333444444444455555555566666666667777777778						
12345678901234567890123456789012345678901234567890123456789012345678901234567890						
F15 PEDAL ASSY RUDDER	14AEO	FBFA	FBF		2	
F15 RUDDER INTERCONNECT		FBG	FBH			010010010
F15 ARI	14ACC	FBGA	FBG		1	
F15 CONTROLLER, YAW RATIO	14ACA	FBGB	FBG		A	
F15 ARI INTERCONNECT LOCK	14ACR	FBGC	FBG		A	
F15 ARI INTERCONNECT RATIO	14ACC	FBGD	FBG		A	
F15 ARI INTERCONNECT BOOST	14ACD	FBGE	FBG		A	
F15 ARI INTERCONNECT LINKS	14ACE	FBGF	FBG		A	
F15 SWITCH OFF ASSY	14ACH	FBGG	FBG		5	
F15 VALVE ASSY, BYPASS	14ACK	FBGH	FBG		0	
F15 RUDDER AUTHORITY		FBH	FBA	F		000021110
F15 RUDDER AUTHORITY ACTUATION		FBHA	FBH			AAAAAAAAA
F15 ACTUATOR LIMITER	14DCN	FBHAA	FBHA		A	
F15 PANEL RELAY 93KLO23	42CH5	FBHAB	FBHA		A	
F15 PANEL RELAY 93KLO26	42CH6	FBHAC	FBHA		A	
F15 RUDDER AUTHORITY IND		FBJ	FBH	I FBHA		111111111
F15 DISPLAY UNIT CAUTION LT	44FAO	FBJA	FBJ		8	
F15 HARNESS ASSY	44EAA	FBJB	FBJ		1	
F15 LOGIC UNIT CAUTION LT	44ECO	FBJC	FBJ		8	
F15 BOARD ASSY DRIVER RESET	44ECA	FBJD	FBJ		1	
F15 BOARD ASSY CAUTION CONT	44ECB	FBJE	FBJ		1	
F15 BOARD ASSY MODE CONTROL	44ECC	FBJF	FBJ		1	
F15 PWR SUPPLY LO VOLT	44ECD	FBJG	FBJ		5	
F15 PWR SUPPLY ASSY	44ECE	FBJH	FBJ		1	
F15 CABLE ASSY	44ECF	FBJJ	FRJ		1	
F15 WIRE BUNDLE	44EDO	FBJK	FBJ		1	
F15 PANEL CKT BREAKER LH	42CCA	FBJL	FBJ		A	
F15 PANEL CKT BREAKER RH	42CDA	FBJM	FBJ		A	
F15 YAW TRIM		FBK	FBH			111111111
F15 ACTUATOR, TRIM	14DRA	FBKA	FBK		A	
F15 MOTOR/BRAKE ASSY	14DRF	FBKB	FBK		A	
F15 SWITCH, RUDDER TRIM	14DBK	FBKC	FBK		5	
F15 YAW CAS		FBL	FBC			AAAAAAAAA
F15 YAW CAS		FBL	FDQ			AAAAAAAAA
F15 COMPUTER ROLL YAW CP1105	52ARO	FBLA	FBL		8	
F15 CARD ROLL COMP A6 A9	52ABA	FBLB	FBL		5	
F15 CARD YAW COMP A5 A8	52ABC	FBLC	FBL		5	
F15 CARD YAW TRIM A4	52ABE	FBLD	FBL		1	
F15 CARD ROLL FAIL DET 1 A7	52ARC	FBLE	FBL		5	
F15 CARD ROLL FAIL DET 2 A10	52ABH	FBLF	FBL		5	
F15 CARD ROLL TRIM A3	52ABL	FBLG	FBL		1	
F15 MODULE PWR SUPPLY PSI	52ABM	FBLH	FBL		5	
F15 CARD ROLL PIC RELIEF A11	52ABQ	FBLJ	FBL		1	
F15 MODULE FILTER	52ABR	FBLK	FBL		1	
F15 CARD PITCH TRIM A2	52ARS	FBLL	FBL		1	
F15 CARD YAW INTEGRAT A13 A15	52APV	FBLM	FBL		1	
F15 ACCELEROMETER LATERAL	52AIB	FBLN	FBL		8	
F15 GYRO RATE PITCH YAW A B	52ACA	FBLP	FBL		8	
F15 ENGAGING CONTROLLER	52AHO	FBLQ	FRL		8	
F15 SENSOR ASSY, ACCEL	52ALO	FBLRA	FRL		8	

PGG095.J1R1 DATE = 09/09/76

FLIGHT SAFETY PREDICTION TECHNIQUE

```

0000000001111111112222222222333333333344444444445555555555666666666677777777778
12345678901234567890123456789012345678901234567890123456789012345678901234567890
F15 PITCH CONTROL FC F 0AAAAAAAA
F15 STAB POSITIONING FCA FC AAAAAAAAA
F15 NORMAL PITCH XMISSION FCB FCA FCC 11111111
F15 EMER XMISSION FCC FCA K FCB AAAAAAAAA
F15 STAB HYD DISTRIBUTION LFCD LFCH AAAAAAAAA
F15 STAB HYD DISTRIBUTION RFCD RFCH AAAAAAAAA
F15 MECHANICAL PROCESSING FCE FBG AAAAAAAAA
F15 MECHANICAL PROCESSING FCE FCB AAAAAAAAA
F15 LONGITUDINAL CONTROL LINK14CCO FCEA FCE A
F15 PITCH TRIM FCF FCK 11111111
F15 GRIP ASSY CONTROLLER 14AAA FCFA FCF A
F15 ACTUATOR, LONG TRIM 14CBA FCFR FCF A
F15 MOTOR/BRAKE ASSY 14CBB FCFC FCF A
F15 MANUAL ACTIVATION FCG FCF AAAAAAAAA
F15 CONTROL STICK 14AAO FCGA FCG 8
F15 GRIP ASSY CONTROLLER 14AAA FCGB FCG 2
F15 STAB ACTUATION LFCH FCA 88888888
F15 STAB ACTUATION LFCH FDB 11111111
F15 STAB ACTUATION RFCH FCA 88888888
F15 STAB ACTUATION RFCH FDB 11111111
F15 HORIZ STAB ASSY 14CAO LFCHA LFCH 1
F15 HORIZ STAB ASSY 14CAO RFCHA RFCH 1
F15 TIP ASSY HORIZ STAB 14CAA LFCHR LFCH C
F15 TIP ASSY HORIZ STAB 14CAA RFCHR RFCH U
F15 SERVOCYLINDER 14CBA LFCH LFCH A
F15 SERVOCYLINDER 14CBA RFCH RFCH A
F15 HYD CONTROL LFCJ LFB D AAAAAAAAA
F15 HYD CONTROL LFCJ LFC D K UHCA AAAAAAAAA
F15 HYD CONTROL RFCJ RFD AAAAAAAAA
F15 HYD CONTROL RFCJ RFD K UHAA AAAAAAAAA
F15 VALVE SWITCHING STAB RUD 14AFC LFCJA LFCJ 8
F15 VALVE SWITCHING STAB RUD 14AFC RFCJA RFCJ 8
F15 TUBING HYD 14AFF LFCJB LFCJ 5
F15 TUBING HYD 14AFF RFCJB RFCJ 5
F15 PITCH ASSIST FCK FCE 22222222
F15 PITCH ROLL CHAN ASSY 14ABO FCKA FCK 8
F15 CONTROLLER PITCH RATIO 14ABA FCKB FCK 8
F15 CONTROLLER PITCH TRIM 14ABB FCKC FCK 2
F15 MODE SELECT ASSY 14ABD FCKD FCK A
F15 BOOST ASSY PITCH 14ABE FCKE FCK 9
F15 CHANGER ASSY PITCH RATIO 14ABH FCKF FCK 8
F15 BOOST RATIO CHANGER ASSY 14ABN FCKH FCK 5
F15 VALVE EMER PPESSURIZATION 14AFJ FCKJ FCK A
F15 VALVE THERMAL CONT BYPASS 14AFJ FCKL FCK 1
F15 PITCH RATIO INDICATION FCL FCG I FCK 11111111
F15 INDICATOR PITCH RATIO 14AFD FCLA FCL 1
F15 DISPLAY UNIT CAUTION LT 44EAO FCLB FCL 8
F15 HARNESS ASSY PT WIRE BD 44EAA FCLC FCL 1
F15 LOGIC UNIT CAUTION LT 44FCO FCLD FCL 8
F15 BOARD ASSY DRIVER PESET 44ECA FCLE FCL 1

```

PGG095.JIR1 DATE = 09/09/76

FLIGHT SAFETY PREDICTION TECHNIQUE

```

0000000011111111222222223333333333444444445555555566666666777777778
1234567890123456789012345678901234567890123456789012345678901234567890
F15 BOARD ASSY CAUTION CONT 44ECB FCLF FCL 1
F15 BOARD ASSY MODE CONTROL 44ECC FCLG FCL 1
F15 PWR SUPPLY LO VOLT 44ECD FCLH FCL 5
F15 PWR SUPPLY ASSY 44ECE FCLJ FCL 1
F15 CABLE ASSY 44ECF FCLK FCL 1
F15 WIRE BUNDLE 44EDC FCLL FCL 1
F15 PITCH CAS FCM FCC AAAAAAAAAA
F15 PITCH CAS FCM FDG S111111111
F15 PITCH CAS FCM FDQ F111111111
F15 PITCH CAS FCM FDX SAAAAAAAAA
F15 COMPUTER PITCH CP1104 52AAO FCMA FCM 8
F15 CARD PITCH COMP A2 A4 52AAA FCMB FCM 5
F15 CARD SPEED STAB A3 A5 52AAC FCMC FCM 5
F15 CARD PITCH SYNCH DVR A6 52AAF FCMD FCM 5
F15 CARD PITCH PILOT REL A7 52AAG FCME FCM 1
F15 CARD PITCH COMP FAILA10A12 52AAH FCMF FCM 1
F15 CARD SERVO FAIL DET A9 A11 52AAJ FCMG FCM 1
F15 MODULE PWR SUPPLY PSI 52AAM FCMH FCM 5
F15 MODULE FILTER A1 52AAR FCMJ FCM 1
F15 GYRO RATE PITCH YAW 52ACA FCMK FCM 8
F15 SENSOR STICK FORCE 52AFC FCML FCM 8
F15 ENGAGING CONTROLLER 52AHO FCMN FCM 8
F15 ACCELEROMETER NORMAL 52ALA FCMN FCM 8
F15 SENSOR ASSY,ACCEL 52ALG FCMN FCM 8
F15 ROLL CONTROL FD F OAAAAAAAAA
F15 AILERON POSITIONING FDA FD 010000010
F15 STAB POSITIONING FDB FD 111111111
F15 NORMAL XMISSION FDC K FDX SAAAAAAAAA
F15 NORMAL XMISSION FDC FDA FAAAAAAAAA
F15 NORMAL XMISSION FDC FDG FAAAAAAAAA
F15 PITCH ROLL MIXING FDD K FDX SAAAAAAAAA
F15 PITCH ROLL MIXING FDD FCB FAAAAAAAAA
F15 PITCH ROLL MIXING FDD FDC FAAAAAAAAA
F15 MIXER ASSY 14ADO FDDA FDD A
F15 REG CABLE TENSION 4EA 14GCB FDDR FDD 8
F15 LATERAL CONTROL LINKAGE 14GEO FDDC FDD 8
F15 CARTRIDGE SAFETY SPRING 2 14GCG FDDD FDD 8
F15 MECHANICAL PROCESSING FDE FDC AAAAAAAAAA
F15 MANUAL ACTIVATION FDF FDE AAAAAAAAAA
F15 CONTROL STICK 14AAO FDF A 8
F15 GRIP ASSY CONTROLLER 14AAA FDF 2
F15 EMER XMISSION FDB K FDC AAAAAAAAAA
F15 ROLL TRIM FDJ FDN 111111111
F15 ACTUATOR 14GFA FDJA FDJ A
F15 MOTOR/BRAKE ASSY 14GFD FDJB FDJ A
F15 CONTROL GRIP 14AAA FDJC FDJ A
F15 AILERON ACTUATION LFDL FDA KRFDL AAAAAAAAAA
F15 AILERON ACTUATION RFDL FDA KLFDL AAAAAAAAAA
F15 AILERON STRUCTURE ASSY 14GEO LFDLA LFDL 1
F15 AILERON STRUCTURE ASSY 14GEO RFDLA RFDL 1
F15 FAIRING FWD UPPER AILERON 14GEA LFDLB LFDL 0

```

PGG095.J1R1 DATE = 09/09/76

FLIGHT SAFETY PREDICTION TECHNIQUE

00000000111111112222222233333333334444444455555555666666667777777778  
1234567890123456789012345678901234567890123456789012345678901234567890

F15 FAIRING FWD UPPER AILERON	14GBA	RFDLB	RFDL	0
F15 SERVOCYLINDER HYD OZONE	14GCA	LFDL	LFDL	A
F15 SERVOCYLINDER HYD OZONE	14GCA	RFDL	RFDL	A
F15 SERVOCYLINDER HYD NWL	14GCJ	LFDL	LFDL	A
F15 SERVOCYLINDER HYD BWL	14GCJ	RFDL	RFDL	A
F15 ROLL ASSIST		FDN	FDE	11111111
F15 PITCH ROLL CHANNEL ASSY	14ABG	FDNA	FDN	8
F15 CONTROLLER PITCH RATIO	14ABA	FDNB	FDN	8
F15 CONTROLLER PITCH TRIM	14ABB	FDNC	FDN	5
F15 CONTROLLER ROLL RATIO	14ABC	FDND	FDN	8
F15 MODE SELECT ASSY	14APD	FDNE	FDN	A
F15 BOOST ASSY PITCH	14ABE	FDNF	FDN	8
F15 BOOST ASSY ROLL	14ABF	FDNG	FDN	8
F15 CHANGER ASSY ROLL RATIO	14ABG	FDNH	FDN	8
F15 CHANGER ASSY PITCH RATIO	14ABH	FDNJ	FDN	8
F15 BOOST RATIO CHANGER ASSY	14ABN	FDNK	FDN	5
F15 VALVE EMER PRESSURIZATION	14ARJ	FDNL	FDN	A
F15 DAMPER EDDY CURRENT	14GCF	FDNM	FDN	8
F15 VALVE THERMAL CONT BYPASS	14AFJ	FDNN	FDN	5
F15 PANEL CKT BKR LH	42CCG	FDNP	FDN	A
F15 ROLL RATIO INDICATION		FDP	FDF	00000000
F15 DISPLAY UNIT CAUTION LT	44EAG	FDPA	FDP	8
F15 HARNESS ASSY PRINT WIRE BD	44EAA	FDPB	FDP	1
F15 LOGIC UNIT CAUTION LT	44ECO	FOPC	FOP	8
F15 BOARD ASSY DRIVER RESET	44ECA	FDPD	FDP	1
F15 BOARD ASSY CAUTION CONTROL	44ECB	FDFE	FDP	1
F15 BOARD ASSY MODE CONTROL	44ECC	FDFP	FDP	1
F15 PWR SUPPLY LO VOLTAGE	44ECD	FDPG	FDP	5
F15 PWR SUPPLY ASSY	44ECF	FDPH	FDP	1
F15 CABLE ASSY	44ECF	FDPJ	FDP	1
F15 WIRE BUNDLE	44EDC	FDPK	FDP	1
F15 PANEL RELAY MISC 7 41KLO2942CH5		FDPPL	FDP	A
F15 ROLL CAS		FDQ	FUG	AAAAAAAAA
F15 ROLL CAS		FDQ	FDX	SAAAAAAAAA
F15 COMPUTER ROLL CP1105	52ABG	FDQA	FDQ	8
F15 CARD ROLL COMP A6 A9	52ABA	FDQB	FDQ	5
F15 CARD YAW COMP A5 A8	52ABC	FDQC	FDQ	5
F15 CARD YAW TRIM A4	52ABE	FDQD	FDQ	1
F15 CARD ROLL FAIL DET 1 A7	52ABG	FDQE	FDQ	5
F15 CARD ROLL FAIL DET 2 A10	52ABH	FDQF	FDQ	5
F15 CARD ROLL TRIM A3	52ABL	FDQG	FDQ	1
F15 MODULE PWR SUPPLY PSI	52ABM	FDQH	FDQ	5
F15 CARD ROLL PILOT RELIEF A11	52ABQ	FDQJ	FDQ	1
F15 MODULE FILTER A1	52ABR	FDQK	FDQ	1
F15 CARD PITCH TRIM A2	52ABS	FDQL	FDQ	1
F15 CARD YAW INTEGRAT A13 A15	52ABV	FDQM	FDQ	1
F15 SENSOR STICK FORCE	52AFO	FDQN	FDQ	8
F15 SENSOR DYNAMIC PRESS	52AMO	FDQP	FDQ	8
F15 GYRO RATE ROLL A AND B	52ACB	FDQQ	FDQ	8
F15 DISPLAY UNIT CAUTION LT	44FAC	FDQR	FDQ	8

PGG095.JIR1 DATE = 09/09/76

FLIGHT SAFETY PREDICTION TECHNIQUE

```

00000000111111112222222233333333444444445555555566666666777777778
1234567890123456789012345678901234567890123456789012345678901234567890
F15 ENGAGING CONTROLLER 52AHC FDQS FDQ 8
F15 CAS POWER FDR F F K FDD S0AAAAAAAA
F15 CAS POWER FDR FBC AAAAAAAAAA
F15 CAS POWER FDR FCC FAAAAAAAAA
F15 CAS POWER FDR FDG FAAAAAAAAA
F15 CAS POWER FDR FDX SAAAAAAAAA
F15 PRC-A HYD DIST FDW FCK FAAAAAAAAA
F15 PRC-A HYD DIST FDW FDN FAAAAAAAAA
F15 PRC-A HYD DIST FDW FXY S11111111
F15 PRCA NORMAL FDWA FDW FDWB 11111111
F15 VALVE LIN DIRECT CONTROL 14AFA FDWAA FDWA A
F15 SWITCH PRESSURE RESERVOIR 45CFE FDWAB FDWA A
F15 PANEL CKT BKR NO1 10R 42CDA FDWAC FDWA A
F15 PRCA BACKUP FDWB K FDWA AAAAAAAAAA
F15 VALVE LIN DIRECT CONTROL 14AFA FDWBA FDWB A
F15 SWITCH PRESSURE RESERVOIR 45CFE FDWBB FDWB A
F15 CAS FAILURE FDX FDX FAAAAAAAAA
F15 SPEED CONTROL FF F 000010000
F15 SPEED BRAKE POSITIONING FFA FF 111111111
F15 BRAKE AERO SPEED 14EA0 FFAA FFA 1
F15 BRAKE AERO SPEED GRAPH 14EDO FFAB FFA 1
F15 SPEED BRAKE ACTUATION FFB FFA AAAAAAAAAA
F15 CYLINDER ASSY ACT LIN 14EBC FFBA FF3 5
F15 SWIVEL JOINT HYD 2EA 14EBG FFBB FFH 1
F15 RESTRICTOR FLUID FLOW 2FA 14ERD FFRC FFB 0
F15 VALVE LIN DIRECT CONTROL 14EBA FFBD FFB A
F15 SPEED BRAKE CONTROL FFC FFB AAAAAAAAAA
F15 SWITCH CONTROL 14EBF FFCA FFC 5
F15 PANEL RELAY MISC 2 48KLO042CHG FFCE FFC 5
F15 SPEED BRAKE INDICATION FFD FFC 000000000
F15 PANEL RELAY MOD 2 K4 42CJD FFDA FFD A
F15 DISPLAY UNIT CAUTION LT 44EAG FFDB FFD 8
F15 HARNESS ASSY 44EAA FFDC FFD 1
F15 LOGIC UNIT CAUTION LT 44ECC FFDD FFD 8
F15 BOARD ASSY DRIVER RESET 44ECA FFDE FFD 1
F15 BOARD ASSY CAUTION CONT 44ECB FFDF FFD 1
F15 BOARD ASSY MODE CONTROL 44ECC FFDG FFD 1
F15 PWR SUPPLY LO VOLT 44ECD FFDD FFD 5
F15 PWR SUPPLY ASSY 44ECE FFDJ FFD 1
F15 CABLE ASSY 44ECF FFDK FFD 1
F15 WIRE BUNDLE 44EDO FFDL FFD 1
F15 WEIGHT REDUCTION FG F K BAA 000000110
F15 NORMAL HYD DISTRIBUTION FXX F UHBH S011111110
F15 PRCA ATTENUATION FXY F S011111110
F15 GROUND CONTROL G AAAAAAAAAA
F15 ATTENUATION GA G 111111111
F15 SPEED CONTROL GB C 0000000A0
F15 SPEED CONTROL GR 500000005
F15 DIRECTIONAL CONTROL GC G 110000011
F15 WHEEL BRAKES GDA GB GHA 40000008A

```

PGG095.J1R1 DATE = 09/09/76

FLIGHT SAFETY PREDICTION TECHNIQUE

0000000001111111112222222222333333333344444444445555555555666666666677777777778  
12345678901234567890123456789012345678901234567890123456789012345678901234567890

F15	WHEEL BRAKES		GDA	GC	K GEA	AA00000AA
F15	BRAKE, MULTIPLE DISC 2 EA	13DB0	GDAA	GDA		1
F15	PLATE END	13DBA	GDAB	GDA		A
F15	PLATE SUBASSY	13DBB	GDAC	GDA		A
F15	HOUSING, BRAKE ASSY	13DBC	GDAD	GDA		8
F15	PLATE, BACKING	13DBD	GDAE	GDA		A
F15	DISC, ROTATING	13DBE	GDAF	GDA		1
F15	DISC SUBASSY, STATIONARY	13DBF	GDAG	GDA		1
F15	PISTON ASSY, RETURN	13DBG	GDAH	GDA		8
F15	TUBE, TORQUE	13DBH	GDAJ	GDA		8
F15	VALVE, SHUTTLE	13DEJ	GDAK	GDA		1
F15	CONTROL VALVE	13DEA	GDAL	GDA		8
F15	CONTROL, PUSH PULL	13DEB	GDAM	GDA		8
F15	RESTRICTOR, FLUID FLOW	13DEC	GDAN	GDA		0
F15	VALVE, CHECK	13DED	GDAP	GDA		0
F15	SWIVEL JOINT, HYD	13DEE	GDAQ	GDA		1
F15	FLUID COMPENSATOR ASSY	13LEF	GDAR	GDA		1
F15	FILTER ASSY, INLINE	13DEN	GDAS	GDA		1
F15	VALVE ASSY, SKID CONTROL	13HCB	GDAT	GDA		5
F15	PEDAL ASSY, RUDDER/BRAKE	14AE0	GDAU	GDA		1
F15	NORMAL BRAKE OPERATION		GDB	GDA	GDE	111111111
F15	ANTI SKID		GDC	GDB		000000010
F15	CONTROLLER ASSY	13HA0	GDCA	GDC		8
F15	CKT CARD, BITE	13HAA	GDCB	GDC		0
F15	CKT CARD ASSY	13HAB	GDCC	GDC		8
F15	PANEL ASSY, FRONT	13HAC	GDCC	GDC		8
F15	DETECTOR, WHEEL SPEED 2 EA	13HCA	GDCE	GDC		A
F15	VALVE ASSY, CONTROL	13HCB	GDCF	GDC		8
F15	CKT BKR, SKID CONT 44CBC00242CCG		GDCG	GDC		A
F15	ANTI SKID SWITCH 445H003 9913C		GDCH	GDC		A
F15	SWITCH MLG DOWN LIMIT 42EAK13AGB		GDCH	GDC		1
F15	MLG WOW RELAY 41K-L023 42CH5		GDCK	GDC		1
F15	MLG WOW RELAY 41K-L028 42CH5		GDCL	GDC		1
F15	MLG SWITCH, LIMIT PROXIMITY 13AGA		GDCL	GDC		A
F15	ANTI SKID STATUS		GDD	GDB	I GDC	000000050
F15	ANTI SKID CAUTION LIGHT 44EA0		GDDA	GDD		A
F15	HARNESS ASSY 44FAA		GDDB	GDD		8
F15	LOGIC UNIT CAUT LIGHT 44FC0		GDDC	GDD		8
F15	BOARD ASSY CAUT LIGHT 44ECA		GDDD	GDD		8
F15	BOARD ASSY CAUT LIGHT 44ECB		GDDD	GDD		8
F15	BOARD ASSY CAUT LIGHT 44ECC		GDDF	GDD		8
F15	PS LO VOLT CAUT LIGHT 44ECD		GDDG	GDD		8
F15	PS LO VOLT CAUT LIGHT 44ECE		GDDH	GDD		8
F15	CABLE ASSY CAUT LIGHT 44ECF		GDDJ	GDD		8
F15	WIRE BUNDLE CAUT LIGHT 44EDO		GDDK	GDD		1
F15	EMERGENCY BRAKE OPERATION		GDE	GDA	K GDB	AAAAAAAAA
F15	EMER BK HANDLE 9913A		GDEA	GDE		A
F15	VALVE, LIFT CHECK DUAL 13BFL		GDEB	GDF		A
F15	UPPER JFS ACCUMULATOR 24DAD		GDEC	GDE		A
F15	NOSEWHEEL STEERING		GEA	GC	GDA	110000011

PGG095.JIR1 DATE = 09/09/76

FLIGHT SAFETY PREDICTION TECHNIQUE

000000001111111122222222333333333344444444445555555555666666666677777777778  
12345678901234567890123456789012345678901234567890123456789012345678901234567890

F15	DAMPER, SHIMMY, NWS	13HEB	GEAA	GEA	8
F15	CRANK, MACHINE	13BEE	GEAB	GEA	A
F15	CONTROL ASSY, PUSH PULL	13BEJ	GEAC	GEA	A
F15	REGULATOR, CABLE TENSION	13BEN	GEAD	GEA	1
F15	VALVE, SHUTTLE, HYD	13REX	GEAE	GEA	1
F15	DAMPER INPUT ASSY	13HEF	GEAF	GEA	A
F15	SWIVEL JOINTS, HYD	13BFZ	GEAG	GEA	5
F15	PEDAL ASSY, BRAKE	14AFO	GEAH	GEA	1
F15	NORMAL STEERING MODE		GEB	GEA	GEC 111111111
F15	VALVE, CONTROL	13BEC	GEHA	GER	A
F15	RELAY, NLG WDW	13BEH	GEHB	GER	1
F15	SWITCH, NLG WDW	13BGD	GERC	GER	8
F15	CKT BKR 43CBJ003	9913B	GERD	GER	A
F15	CKT BKR 41CHC035	42CCG	GEBE	GER	0
F15	SWITCH, NWS DISENGAGE	52AFO	GERF	GER	1
F15	SWITCH, STEER RANGE LIMIT	13BEI	GERG	GER	5
F15	STEER MANEUVER MODE SWITCH	14AAA	GEBH	GER	0
F15	EMERGENCY STEERING MODE		GEC	GEA	K GEB AAAAAAAAAA
F15	EMER STEER HANDLE	9913A	GECA	GEC	A
F15	VALVE, LIFT, CHECK, DUAL	13BEL	GECD	GEC	A
F15	LOWER JFS ACCUMULATOR	240AD	GECC	GEC	A
F15	ARRESTING HOOK POSITIONED		GHA	GB	K GDA 0000000A0
F15	TRUNNION, ARRESTING HOOK	13CPC	GHA	GHA	A
F15	CYLINDER ASSY, ACTUATING	13CCD	GHA	GHA	8
F15	GAGE, PRESSURE, ARR HOOK	13CCK	GHA	GHA	0
F15	DRAG BRACE ASSY	13CCM	GHA	GHA	A
F15	VALVE, CHARDING	13CCL	GHA	GHA	1
F15	SWITCH, CONTROL	13CFB	GHA	GHA	A
F15	DOOR, ARR HOOK, FWD	13CGA	GHA	GHA	0
F15	DOOR, HOOK POINT	13CGB	GHA	GHA	0
F15	FAIRING	13CGC	GHA	GHA	0
F15	SWITCH UPLIMIT 2EA	13CFA	GHA	GHA	A
F15	CKT BKR, ARG CONT 45CBC007	42CCG	GHA	GHA	A
F15	CKT BKR, ARG CONT 45CBC008	42CCG	GHA	GHA	A
F15	SHANK ASSY, HOOK	13CAA	GHA	GHA	A
F15	HOOK POINT	13CAD	GHA	GHA	8
F15	WEAR PAD	13CAE	GHA	GHA	0
F15	ARRESTING HOOK EXTENSION		GHB	GHA	0000000A0
F15	ACTUATOR, HOOK UPLATCH	13CCE	GHA	GHB	A
F15	MECHANISM, LATERAL CENTER	13CCG	GHB	GHB	1
F15	UPLATCH, FWD	13CCH	GHB	GHB	A
F15	UPLATCH, AFT	13CCJ	GHB	GHB	A
F15	DAMPER ASSY	13CCC	GHB	GHB	1
F15	ARRESTING HOOK RETRACTION		GHC	GHA	000000000
F15	VALVE, LINEAR CONTROL	13CCF	GHC	GHC	A
F15	VALVE, RESTRICTOR, HYD	13CCN	GHC	GHC	1
F15	SWIVEL JOINT, HYD	13CCP	GHC	GHC	1
F15	VALVE, CHECK, COMP	13CCQ	GHC	GHC	0
F15	RELAY, ARRHOOK TIME DELAY	42CHA	GHC	GHC	A
F15	HOOK POSITION INDICATION		GHD	GHA	000000000

PGG095.J1R1 DATE = 09/09/76

FLIGHT SAFETY PREDICTION TECHNIQUE

0000000001111111112222222222333333333344444444445555555555666666666677777777778  
12345678901234567890123456789012345678901234567890123456789012345678901234567890

F15	SWITCH,NO.2 UPLIMIT	13CFA	GHDA	GHD	A	
F15	DISPLAY UNIT	CAUT LIGHT44EA0	GHDB	GHD	A	
F15	HARNESS ASSY	CAUT LIGHT44FAA	GHDC	GHD	8	
F15	LOGIC UNIT	CAUT LIGHT44ECA	GHDD	GHD	8	
F15	BOARD ASSY	CAUT LIGHT44ECA	GHDE	GHD	8	
F15	BOARD ASSY	CAUT LIGHT44ECB	GHDF	GHD	8	
F15	BOARD ASSY	CAUT LIGHT44ECC	GHDG	GHD	8	
F15	PS, LOW VOLT	CAUT LIGHT44ECD	GHDH	GHD	8	
F15	PS, LAMP PWR	CAUT LIGHT44ECE	GHDJ	GHD	8	
F15	CABLE ASSY	CAUT LIGHT44ECF	GHDK	GHD	8	
F15	WIRE BUNDLE	CAUT LIGHT44ED0	GHDL	GHD	1	
F15	MISSION SUPPORT		M			AAAAAAAAAA
F15	OFFENSIVE ARMAMENT		MA	M		110000011
F15	BOMBS		MBA	MA		1100A0G00
F15	BOMB STATIONS CONFIGURED		MBB	MBA		111111111
F15	PANEL, RELAY MISC NO 6	42CH4	MBBAA	MBB	1	
F15	RACKS CONFIGURED		MBC	MBB		AAAAAAAAAA
F15	RACKS CONFIGURED		MBC	MBG	MBE	111111111
F15	BOMB RACK, MAU 12,3 EA	75FA0	MBCA	MBC	1	
F15	PISTON BLOCK ASSY	75FAA	MBCB	MBC	3	
F15	SHACKLE AND LINK ASSY	75FAB	MBCB	MBC	3	
F15	WIRE HARNESS ASSY	75FAC	MBCD	MBC	3	
F15	BREECH ASSY	75FAD	MBCB	MBC	3	
F15	GAS TUBE ASSY	75FAE	MBCF	MBC	3	
F15	ARMING CONTROL ASSY	75FAF	MBCG	MBC	3	
F15	SWITCH, STORE SENSING	75FAG	MBCB	MBC	1	
F15	BOMB EJECTOR RACK, MER, 3EA	75C00	MBCJ	MBC	1	
F15	RACK ASSY, EJECT UNIT	75C00	MBCK	MBC	1	
F15	PISTON, RELEASE	75CCA	MBCL	MBC	3	
F15	CONDUIT	75CCB	MBCM	MBC	3	
F15	HARNESS ASSY	75CCC	MBCN	MBC	3	
F15	EJECTOR ASSY	75CCD	MBCP	MBC	3	
F15	ARMING UNIT	75CCE	MBCQ	MBC	1	
F15	SPRING, PISTON RETURN	75CCF	MBCR	MBC	0	
F15	SUPPORT ASSY, WIRING	75C00	MBCS	MBC	3	
F15	BOX ASSY, RELAY	75CDA	MBCB	MBC	3	
F15	BOX ASSY, RELAY	75CDB	MBCU	MBC	3	
F15	STEPPER SWITCH	75C0C	MBCV	MBC	3	
F15	HARNESS ASSY	75C0D	MBCW	MBC	3	
F15	FAIRING ASSY	75CDE	MBCX	MBC	0	
F15	DISPENSERS CONFIGURED		MBD	MBR		111111111
F15	SUU-20 ROCKET/BOMB DISP	75FC0	MBDA	MBD	1	
F15	BOMB EJECT GUN ASSY	75FCA	MBDB	MBD	1	
F15	RAM ASSY	75FCB	MBDC	MBD	1	
F15	SWAY BRACE	75FCC	MBDD	MBD	1	
F15	INTERVALMETER	75FCD	MBDE	MBD	1	
F15	RESISTOR PANEL	75FCE	MBDF	MBD	1	
F15	PYLONS CONFIGURED		MBE	MBB		AAAAAAAAAA
F15	PYLONS CONFIGURED		MBE	MBG	K MBC	AAAAAAAAAA
F15	PYLON, INBOARD, 2 EA	75DA0	MBEA	MBE	1	

PGG095.J1R1 DATE = 09/09/76

FLIGHT SAFETY PREDICTION TECHNIQUE

00000000111111111222222222333333333344444444445555555555666666666677777777778  
12345678901234567890123456789012345678901234567890123456789012345678901234567890

F15	LATCH MECHANISM	75DAA	MBEB	MBE	3
F15	BREECH ASSY	75DAB	MBEC	MBE	3
F15	FITTING	75DAC	MBED	MBE	3
F15	WIRE CABLE ASSY,BREECH	75CAD	MBCE	MBE	3
F15	PYLON STRUCTURE	75DAE	MBEF	MBE	3
F15	RESISTOR BOX ASSY	75CAF	MBEG	MBE	3
F15	WIPE CABLE ASSY,MK-84	75DAG	MBFH	MBE	3
F15	WIRE CABLE ASSY,WPNS	75DAH	MBEJ	MBE	3
F15	PYLON,CENTERLINE	75EPO	MBEK	MBE	1
F15	LATCH MECHANISM	75ERA	MBEL	MBE	3
F15	BREECH ASSY	75FBB	MBEM	MBE	3
F15	FITTING	75EBC	MBEN	MBE	3
F15	WIRE CABLE ASSY,BREECH	75EBD	MREP	MBE	3
F15	PYLON STRUCTURE	75EEF	MBEQ	MBE	3
F15	RESISTOR BOX ASSY	75EBF	MBER	MBE	3
F15	WIRE CABLE,MK-84	75EBG	MBES	MBE	3
F15	WIRE CABLE,WEAPONS	75EBH	MBET	MBE	3
F15	BOMB RELEASE AND ARM		MBF	MBA	0000A0000
F15	WEAPON RELEASE SWITCH	14AAA	MBFA	MBF	A
F15	CKT BKR 61CBF022	42CDB	MBFB	MBF	A
F15	A/G SELECT SW	75MAO	MBFC	MBF	2
F15	CKT BKR LUCBF039 STA2	42CDB	MBFD	MBF	3
F15	CKT BKR 61CBF040 STA5	42CDB	MBFE	MBF	3
F15	CKT BKR 61CBF041 STA8	42CDB	MBFF	MBF	3
F15	A/G MODE SELECT SWITCH	75NAA	MBFG	MBF	A
F15	CKT BKR 61CBF020	42CDA	MBFH	MBF	A
F15	CKT BKR 61CBCC31	42CCG	MBFJ	MBF	1
F15	CKT BKR 61CBCC32	42CCG	MBFK	MBF	1
F15	A/G INVENTORY IND NO.1	75MC2	MBFL	MBF	0
F15	A/G INVENTORY IND NO.2	75MC3	MBFM	MBF	0
F15	A/G STATION CONTROL	75MDF	MBFN	MBF	1
F15	CARTRIDGE ARD 446	97ADA	MBFP	MBF	1
F15	JETTISON ATTENUATION		MBG	MJA	111111111
F15	CARTRIDGE ARD 446	97ADA	MBGA	MBG	1
F15	ARMAMENT CONTROL		MCA	MA	0000A0000
F15	ARMAMENT CONTROL PANEL	75MAO	MCAA	MCA	1
F15	MASTER BIT NO.1 CC	75MAB	MCAAA	MCA	0
F15	OPTION DRIVER CC	75MAC	MCAAB	MCA	1
F15	MONITOR DRIVER CC	75MAD	MCAAC	MCA	1
F15	MONITOR DRIVER CC	75MAE	MCAAD	MCA	1
F15	CHASSIS ASSY	75MAN	MCAAE	MCA	1
F15	CONVERTER PROGRAMMER	75MCO	MCAB	MCA	1
F15	ANALOG SWITCHING CC	75MCB	MCABA	MCA	1
F15	PHASE LOCK LOOP CC	75MCC	MCABB	MCA	1
F15	MASTER BIT NO.7 CC	75MCD	MCABC	MCA	0
F15	MASTER BIT NO.8	75MCE	MCABD	MCA	0
F15	MASTER BIT NO.5 CC	75MCG	MCABE	MCA	0
F15	INTERVALMETER CC	75MCH	MCABF	MCA	1
F15	MASTER BIT NO.6 CC	75MCJ	MCABG	MCA	0
F15	MASTER BIT NO.1 CC	75MCK	MCABH	MCA	0

PGG095.JIR1 DATE = 09/09/76

FLIGHT SAFETY PREDICTION TECHNIQUE

00000000111111112222222233333333444444445555555566666666777777778  
1234567890123456789012345678901234567890123456789012345678901234567890

F15	MASTER BIT NO.2	CC	75MCL	MCABJ	MCA	0	
F15	MASTER BIT NO.3	CC	75MCM	MCABK	MCA	0	
F15	MASTER BIT NO.4	CC	75MCN	MCABL	MCA	0	
F15	CCC INTERFACE NO.1	CC	75MCQ	MCARM	MCA	1	
F15	CCC INTERFACE NO.2	CC	75MCR	MCABN	MCA	1	
F15	CCC INTERFACE NO.3	CC	75MCS	MCABP	MCA	1	
F15	CCC INTERFACE NO.4	CC	75MCT	MCABQ	MCA	1	
F15	CCC INTERFACE NO.5	CC	75MCU	MCABR	MCA	1	
F15	WEAPON RELEASE CONTROL	CC	75MCX	MCABS	MCA	8	
F15	ANALOG, DIG CONV	CC	75MCZ	MCABT	MCA	1	
F15	DIG, ANALOG CONV NO.1	CC	75MC4	MCABU	MCA	1	
F15	DIG, ANALOG CONV NO.2	CC	75MC5	MCABV	MCA	1	
F15	POWER SUPPLY		75MDL	MCABW	MCA	8	
F15	CHASSIS ASSY		75MDR	MCABX	MCA	1	
F15	IND UPDATE LOGIC	CC	75M0V	MCABY	MCA	1	
F15	IND UPDATE POWER	CC	75MDW	MCABZ	MCA	1	
F15	TRANSMIT, REC ASSY		75MDK	MCABZA	MCA	1	
F15	CKT BKR 61CBLO16		42CFA	MCACA	MCA	A	AAAAAAAAA
F15	CKT BKR 61CBLO17		42CFA	MCACB	MCA	A	
F15	CKT BKR 61CBLO18		42CFA	MCACC	MCA	A	
F15	CKT BKR 61CBLO19		42CFA	MCACD	MCA	A	
F15	MASTER ARM BUS RELAY		42CH5	MCACE	MCA	A	
F15	MASTER ARM SWITCH		75MA0	MCACF	MCA	A	
F15	CKT BKR, MAST ARM 54CBF018		42CDB	MCACG	MCA	1	
F15	CKT BKR, MAST ARM 54CBF019		42CDB	MCACH	MCA	1	
F15	CKT BKR 61CBF021		42CDB	MCACJ	MCA	A	
F15	ARM SYSTEM POWER APPLIED			MCB	MCA		AAAAAAAAA
F15	ARM SYSTEM POWER APPLIED			MCB	MJC		AAAAAAAAA
F15	ARM BUS CONTROL CONTACTOR		42CCA	MCBA	MCB	A	
F15	ARMAMENT SAFETY SWITCH		75NAD	MCRB	MCB	1	
F15	LAND GR CONTROL SWITCH		13FAC	MCBC	MCB	1	
F15	CKT BKR 54CBF016		42CDA	MCBD	MCB	A	
F15	ATTACK AIDS			MD	MA		000080000
F15	CENT COMP ATTACK SOLUTIONS			MDA	MD		888888888
F15	COMPUTER, DIGITAL		57AAC	MDAA	MDA	8	
F15	FILTER, RFI	PAGE	57AAB	MDAAA	MDA	1	
F15	CPU CLOCK	PAGE	57AAF	MDAAB	MDA	8	
F15	CPU LO DATA	PAGE	57AAG	MDAAC	MDA	8	
F15	CPU HI DATA	PAGE	57AAH	MDAAD	MDA	8	
F15	CPU CONTROL	PAGE	57AAJ	MDAAE	MDA	8	
F15	IO SERIAL	PAGE	57AAK	MDAAF	MDA	8	
F15	MEMORY CORE	PAGE	57AAL	MDAAG	MDA	8	
F15	MAIN STORE TIMING	PAGE	57AAM	MDAAH	MDA	8	
F15	IO TR REC	PAGE	57AAN	MDAAJ	MDA	8	
F15	IO SERIAL CONTROL	PAGE	57AAP	MDAAK	MDA	8	
F15	RELAY ASSY		57AAQ	MDAAL	MDA	1	
F15	CONNECTOR ASSY		57AAR	MDAAM	MDA	1	
F15	BACKPANEL ASSY		57AAS	MDAAN	MDA	1	
F15	HARNESS, AC POWER		57AAT	MDAAP	MDA	8	
F15	HARNESS, DC POWER		57AAU	MDAAQ	MDA	8	

PGG095.JIR1 DATE = 09/09/76

FLIGHT SAFETY PREDICTION TECHNIQUE

00000000111111111122222222333333333344444444445555555555666666666677777777778  
12345678901234567890123456789012345678901234567890123456789012345678901234567890

F15 HARNESS, IO	57AAV	MDAAR	MDA	8
F15 POWER SUPPLY	57AAX	MDAAS	MDA	8
F15 CONTROL SEQUENCE CC	57AAZ	MDAAT	MDA	8
F15 INTERNAL VOLT CC	57AAU	MDAAU	MDA	8
F15 CKT BKR 84CBL002	42CFA	MDAAV	MDA	A
F15 CKT BKR 84CBL003	42CFA	MDAAW	MDA	A
F15 CKT BKR 84CHL004	42CFA	MDAAX	MDA	A
F15 CONTROL-IND, NAV, C-8849	71AKC	MDAB	MDA	8
F15 CKT CARD LOGIC NO.1	71AKA	MDABA	MDA	8
F15 CKT CARD, LOGIC NO.2	71AKD	MDABB	MDA	8
F15 CKT CARD, DATA BUS	71AKG	MDABC	MDA	8
F15 CKT CARD, DISPLAY LOGIC	71AKK	MDABD	MDA	8
F15 POWER SUPPLY	71AKN	MDABE	MDA	A
F15 PANEL, EDGE LIGHT	71AKR	MDABF	MDA	1
F15 HEZEL ASSY	71AKT	MDARG	MDA	0
F15 CKT BKR 72CBE003	42CCA	MDABH	MDA	A
F15 CKT BKR 72CBE004	42CCA	MDABJ	MDA	A
F15 CKT BKR 72CBE005	42CCA	MDABK	MDA	A
F15 FIRE CONTROL RADAR		MDR	MD	888888888
F15 TRANSMITTER	74FA0	MDBA	MDR	8
F15 CHASSIS ASSY	74FAA	MDBAA	MDR	8
F15 CONDITIONER ASSY	74FAB	MDBAB	MDR	8
F15 LOGIC AND SYNC ASSY	74FAC	MDBAC	MDR	8
F15 POWER SUPPLY	74FAD	MDBAD	MDR	8
F15 MODULATOR, TWT	74FAF	MDBAE	MDR	8
F15 PROCESSOR ASSY	74FAG	MDBAF	MDR	8
F15 PREPULSE LEVELER	74FAP	MDBAG	MDR	8
F15 TRANSMITTER BEACON	74FAQ	MDBAH	MDR	8
F15 ELECTRON TUBE	74FAR	MDBAJ	MDR	8
F15 RELAY, LOGIC SWITCH	74FAS	MDBAK	MDR	8
F15 POWER SUPPLY, TWT	74FAX	MDBAL	MDR	8
F15 AMP, GRID TWT	74FA4	MDBAM	MDR	8
F15 ARC DETECTOR	74FA5	MDBAN	MDR	8
F15 FILTER NETWORK	74FA6	MDBAP	MDR	8
F15 RECEIVER	74FC0	MDBB	MDR	8
F15 FILTER ASSY	74FCB	MDRBA	MDR	8
F15 VOLT REG	74FCD	MDBBB	MDR	8
F15 GENERATOR, BEACON	74FCE	MDBBC	MDR	8
F15 AMP, IF	74FCF	MDBBD	MDR	8
F15 MIXER, PREAMP	74FCG	MDBRE	MDR	8
F15 AMP, PAPAMETRIC	74FCJ	MDRBF	MDR	8
F15 PROCESSOR, RADAR TARGET	74FF0	MDBC	MDR	8
F15 TIMING AND CONTROL CC	74FFB	MDBCA	MDR	8
F15 TIMING AND CONTROL CC	74FFC	MDBCB	MDR	8
F15 DIGITAL AUTO GAIN CC	74FFD	MDBC	MDR	8
F15 TIMING AND CONTROL CC	74FFF	MDBCD	MDR	8
F15 CLUTTER CANCEL CC	74FFG	MDBCE	MDR	8
F15 COMP, PULSE COMPR	74FFH	MDBCF	MDR	8
F15 MEMORY STORAGE CC	74FFJ	MDBCG	MDR	8
F15 MEMORY CONTROL CC	74FFK	MDBCH	MDR	8

PGG095.J1R1 DATE = 09/09/76

FLIGHT SAFETY PREDICTION TECHNIQUE

00000000111111112222222233333333444444445555555566666666777777778  
12345678901234567890123456789012345678901234567890123456789012345678901234567890

F15	FILTER PROCESS	CC	74FFL	MDBCJ	MDR	8
F15	BASE 4 BUFFER	CC	74FFM	MDBCK	MDR	8
F15	COMPLEX MULTIPLEX	CC	74FFN	MDBCL	MDR	8
F15	TIME AND CONTROL	CC	74FFP	MDBCM	MDR	8
F15	BIT	CC	74FFR	MDBCN	MDR	0
F15	TIME AND CONTROL	CC	74FFS	MDBCP	MDR	8
F15	SLIDING WINDOW	CC	74FFT	MDBCQ	MDR	8
F15	TIME AND CONTROL 3B	CC	74FFV	MDBCR	MDR	8
F15	HIT,MISS LOGIC	CC	74FFW	MDBCS	MDR	8
F15	TIME AND CONTROL 2A	CC	74FFX	MDBCT	MDR	8
F15	POST DET INT	CC	74FFY	MDBCU	MDR	8
F15	INTERFACE DATA	CC	74FF1	MDBCV	MDR	8
F15	TIME AND CONTROL 3A2	CC	74FF2	MDBCW	MDR	8
F15	TIME AND CONTROL 3A1	CC	74FF3	MDBCX	MDR	8
F15	TIME AND CONTROL 3C	CC	74FF4	MBCY	MDR	8
F15	TIME AND CONTROL 4B	CC	74FF5	MDBCZ	MDR	8
F15	TIME AND CONTROL 4A	CC	74FF6	MDBCZA	MDR	8
F15	LOW PULSE REP FREQ	CC	74FF7	MDBCZB	MDR	8
F15	IFF	CC	74FGA	MDBCZC	MDR	0
F15	CURREL AND AGING	CC	74FCB	MDBCZD	MDR	8
F15	MODE LOGIC	CC	74FGC	MDBCZE	MDR	8
F15	SCAN CONVERTER	CC	74FGD	MDBCZF	MDR	8
F15	MEMORY AND TIME	CC	74FGE	MDBCZG	MDR	8
F15	OUTPUT REGISTERS	CC	74FGF	MDBCZH	MDR	8
F15	VOLTAGE REGULATOR		74FGG	MDBCZJ	MDR	8
F15	CONVERT,DC,DC		74FGH	MDBCZK	MDR	8
F15	TIME AND CONTROL 1B3	CC	74FGJ	MDBCZL	MDR	8
F15	LOW PRF	CC	74FGK	MDBCZM	MDR	8
F15	LOW PRF	CC	74FGL	MDBCZN	MDR	8
F15	POWER SUPPLY		74FHO	MDBD	MDR	8
F15	CONTROL,AMP,AZ,ELEV		74FHB	MDBDA	MDR	8
F15	CONTROL,AMP,ROLL		74FHC	MDBDB	MDR	8
F15	FILTER,LOGIC MODULE		74FHD	MDBDC	MDR	8
F15	REGULATOR,SWITCH		74FHE	MDBDD	MDR	8
F15	CONVERTER,DC,DC		74FHF	MDBDE	MDR	8
F15	OSCILLATOR,RF		74FJO	MDBE	MDR	9
F15	VOLT REG		74FJB	MDBEA	MDR	8
F15	CONTROL ASSY,RFGEN		74FJC	MDBEB	MDR	8
F15	GEN,RF,RADAR		74FJD	MDBEC	MDR	8
F15	GEN,RF,LOCAL OSC		74FJE	MDBED	MDR	8
F15	FILTER,FMI		74FJJ	MDBEE	MDR	8
F15	CONTROL,RADAR SET		74FKO	MDBEF	MDR	8
F15	AMP,FORCE CONTROL		74FKA	MDBFA	MDR	8
F15	HORN,WAVEGUIDE		74FLO	MDBG	MDR	8
F15	DIVIDER,POWER,RF MC9101		74FMA	MDBHA	MDR	8
F15	ANTENNA,RADOME AS 2713		74FMB	MDBHB	MDR	8
F15	ANTENNA,RADOME AS 2714		74FME	MDBHC	MDR	8
F15	ANTENNA,RADOME AS 2749		74FPH	MDBHD	MDR	8
F15	ANTENNA,RADOME AS 2750		74FMJ	MDBHE	MDR	8
F15	ANTENNA,AS 3C89		74FMK	MDBHF	MDR	8

000000001111111112222222233333333333334444444444455555555555666666666777777777778  
 12345678901234567890123456789012345678901234567890123456789012345678901234567890

F15	DIVIDER, POWER		74FML	MDBHG	MDR	8
F15	DIVIDER, POWER		74FMM	MDRHH	MDR	8
F15	ISOLATOR, MICROWAVE		74FMN	MDBHJ	MDR	8
F15	WAVEGUIDE ASSY CG-3701		74FPA	MDBJA	MDR	8
F15	WAVEGUIDE ASSY CG-3703		74FPC	MDBJB	MDR	8
F15	WAVEGUIDE ASSY CG-3704		74FPD	MDBJC	MDR	8
F15	WAVEGUIDE ASSY CG-3705		74FPE	MDBJD	MDR	8
F15	WAVEGUIDE ASSY CG-3706		74FPF	MDRJE	MDR	8
F15	PROCESSOR, MX 9099		74FQ0	MDBK	MDR	8
F15	DISCRETE OUTPUT	CC	74FQB	MDRKA	MDR	8
F15	DISCRETE INPUT	CC	74FQC	MDRKB	MDR	8
F15	ANALOG OUTPUT	CC	74FQD	MDRKC	MDR	8
F15	ANALOG, DIG, ANALOG	CC	74FQE	MDRKE	MDR	8
F15	RADAR SIGNAL PROCESS	CC	74FQF	MDRKE	MDR	8
F15	CHANNEL CONTROLLER	CC	74FQG	MDRKF	MDR	8
F15	RADAR MULTIPLEX	CC	74FQH	MDRKG	MDR	8
F15	MULTIPLEX LOGIC	CC	74FQJ	MDRKH	MDR	8
F15	OSC AND TRANSIENT	CC	74FQK	MDRKJ	MDR	8
F15	4L4R-3	CC	74FQL	MDRKK	MDR	8
F15	4L4R-2	CC	74FQM	MDRKL	MDR	8
F15	4L4R-1	CC	74FQN	MDRKM	MDR	8
F15	WORKING REGISTERS	CC	74FQP	MDRKN	MDR	8
F15	CONTROL 3	CC	74FQQ	MDRKP	MDR	8
F15	CONTROL 2	CC	74FQR	MDRKQ	MDR	8
F15	CONTROL 1	CC	74FQS	MDRKR	MDR	8
F15	SENSE AMP	CC	74FQT	MDRKS	MDR	8
F15	Y DECODER	CC	74FQU	MDRKT	MDR	8
F15	MEMORY CONTROL	CC	74FQV	MDRKY	MDR	8
F15	TEMP TRACK	CC	74FQW	MDRKZ	MDR	8
F15	X DECODER	CC	74FQX	MDRKZ	MDR	8
F15	REGULATOR, SWITCHING		74FOY	MDRKZ	MDR	8
F15	POWER SUPPLY		74FOZ	MDRKY	MDR	8
F15	INVERTER		74FO1	MDRKZ	MDR	8
F15	COPE MEMORY UNIT		74FO2	MDRKZA	MDR	8
F15	MULTIPLEX DRIVER	CC	74FO3	MDRKZB	MDR	8
F15	DISCRETE IO	CC	74FO4	MDRKZC	MDR	8
F15	ADA ELECT	CC	74FO5	MDRKZD	MDR	8
F15	Y DECODER	CC	74FO6	MDRKZE	MDR	8
F15	CC, RDP MULTIPLEX	CC	74FO7	MDRKZF	MDR	8
F15	IO SPECIAL	CC	74FO8	MDRKZG	MDR	8
F15	PROCESSOR, MX 9100		74FS0	MDRL	MDR	8
F15	REGULATOR, LINEAR		74FSB	MDRLA	MDR	8
F15	CONVERTER, AD		74FSC	MDRLB	MDR	8
F15	DETECTOR, FREQ CONTROL		74FSD	MDRLC	MDR	8
F15	AMP, SEARCH		74FSE	MDRLD	MDR	8
F15	AMP, TRACK		74FSF	MDRLE	MDR	8
F15	AMP, WIDE BAND		74FSG	MDRLF	MDR	8
F15	ANTENNA AS 2712		74FU0	MDRM	MDR	8
F15	GIMBAL ASSY		74FUA	MDRMA	MDR	8
F15	GYRO, RATE INT		74FUB	MDRMB	MDR	8

0000000011111111222222223333333333444444445555555566666666777777778  
 1234567890123456789012345678901234567890123456789012345678901234567890

F15	GYRO,RATE ROLL		74FUE	MDBMC	MDB	8
F15	MANIFOLD,ELEVATION		74FUH	MDBMD	MDB	8
F15	COUPLER,ROTARY		74FUL	MDBME	MDB	8
F15	COUPLER,ROTARY		74FUP	MDBMF	MDB	8
F15	CABLE WRAP ASSY,ROLL		74FUT	MDBMG	MDB	8
F15	COUPLER,ROT,ROLL		74FUW	MDBMH	MDB	8
F15	TORQUER AND HOUSING		74FUZ	MDBMJ	MDB	8
F15	INST ASSY,READOUT		74FU5	MDBMK	MDB	8
F15	CABLE ASSY,BASE		74FVR	MDBML	MDB	8
F15	BASE,HYD MANIFOLD		74FVH	MDBMM	MDB	8
F15	MANIFOLD,HYD		74FVK	MDBMN	MDB	8
F15	CABLE WRAP,AZ		74FVQ	MDBMP	MDB	8
F15	CABLE WRAP,ELEV		74FBT	MDBMQ	MDB	8
F15	INST ASSY,ELEV		74FVW	MDBMR	MDB	8
F15	INST ASSY AZ		74FVX	MDBMS	MDB	8
F15	VALVE,HYD SERVO,AZ		74FVZ	MDBMT	MDB	8
F15	VALVE,HYD SERVO,ELEV		74FV3	MDBMU	MDB	8
F15	ACTUATOR,HYD,AZ		74FWA	MDBMV	MDB	8
F15	ACTUATOR,HYD,ELEV		74FWD	MDBMW	MDB	8
F15	MANIFOLD,HYD		74FWG	MDBMX	MDB	8
F15	FRAME,AZ AND ELEV		74FWR	MDBMY	MDB	8
F15	ARRAY ASSY,TWD BAND		74FWV	MDBMZ	MDB	0
F15	ANTENNA,DIPOLE,IFF		74FWY	MDBMZA	MDB	0
F15	SWITCH,COUPLER		74FW5	MDBMZA	MDB	0
F15	SWITCH,CHANNEL SELECT		74FXA	MDBMZC	MDB	0
F15	4 QUAD SUBASSY ARRY		74FXD	MDBMZD	MDB	0
F15	HYBRID		74FXG	MDBMZE	MDB	0
F15	POWER DIVIDER		74FXK	MDBMZF	MDB	0
F15	BIT COUPLER ASSY		74FXU	MDBMZG	MDB	0
F15	INDICATOR,IP-1086		74JAO	MDBN	MDB	8
F15	POWER SUPPLY HI VOLT		74JAA	MDBNA	MDB	8
F15	AMP,HORIZ DEFLECT		74JAB	MDBNB	MDB	8
F15	AMP,VERT DEFLECT		74JAC	MDBNC	MDB	8
F15	AMP,VIDEO		74JAD	MDBND	MDB	8
F15	POWER SUPPLY,LO VOLT		74JAE	MDBNE	MDB	8
F15	ELECTRON TUBE,YOKE ASSY		74JAF	MDBNF	MDB	8
F15	BEZEL ASSY,IND		74JAG	MDBNG	MDB	0
F15	RESISTOR ASSY		74JAH	MDBNH	MDB	8
F15	BIT INTERFACE	CC	74JAJ	MDBNJ	MDB	1
F15	CONTROL,BRIGHTNESS		74JAL	MDBNK	MDB	8
F15	PHOSPHOR PROTECT	CC	74JAM	MDBNL	MDB	8
F15	AMP,LIN CORR	CC	74JAN	MDBNM	MDB	8
F15	FAN ASSY		74JAP	MDBNN	MDB	8
F15	RELAY		74JAQ	MDBNP	MDB	8
F15	TRANSFORMER,POWER		74JAR	MDBNQ	MDB	8
F15	PANEL,IND		74JAV	MDBNR	MDB	1
F15	PROCESSOR,CP-1088		74JCO	MDBP	MDB	8
F15	BIT	CC	74JCA	MDBPA	MDB	1
F15	SYMBOL VIDEO MIX	CC	74JCB	MDBPB	MDB	8
F15	X Y DEFLECTION	CC	74JCC	MDBPC	MDB	8

PGG095.JIR1 DATE = 09/09/76

FLIGHT SAFETY PREDICTION TECHNIQUE

00000000111111112222222222333333333344444444445555555555666666666677777777778  
12345678901234567890123456789012345678901234567890123456789012345678901234567890

F15	STORKE DEFLECTION	CC	74JCD	MDBPD	MDB	8
F15	STORKE DEFLECTION	CC	74JCE	MDBPE	MDB	8
F15	CHARACTER GENERATOR	CC	74JCF	MDBPF	MDB	8
F15	RASTER IO	CC	74JCG	MDBPG	MDB	8
F15	RADAR DIG. INPUT	CC	74JCH	MDBPH	MDB	8
F15	CCC PARAMETER MEMORY	CC	74JCI	MDBPI	MDB	8
F15	PROGRAM MEMORY	CC	74JCK	MDBPK	MDB	8
F15	INSTRUCTION DECODE	CC	74JCL	MDBPL	MDB	8
F15	CONTROL	CC	74JCM	MDBPM	MDB	8
F15	POWER SUPPLY		74JCN	MDBPN	MDB	8
F15	COUPLER	CC	74JCP	MDBPP	MDB	8
F15	VECTOR GEN	CC	74JCR	MDBPR	MDB	8
F15	DECODER 2	CC	74JCT	MDBPT	MDB	8
F15	CKTBKR 64CRE015		42CCA	MDBQA	MDB	A
F15	CKTBKR 64CRE016		42CCA	MDBQB	MDB	A
F15	CKTBKR 64CRE017		42CCA	MDBQC	MDB	A
F15	CKTBKR 64CRE018		42CCA	MDBQD	MDB	A
F15	CKTBKR 64CRE019		42CCA	MDBQE	MDB	A
F15	CKT BKR 64CRE020		42CCA	MDBQF	MDB	A
F15	CKT BKR 64CRE013		42CCA	MDBQG	MDB	A
F15	CKT BKR 64CRE014		42CCA	MDBQH	MDB	A
F15	HUD ATTACK DISPLAYS			MDC	MD	111111111
F15	DISPLAY UNIT		74KAO	MDCA	MDC	8
F15	LIN CORRECTION	CC	74KAB	MDCAA	MDC	8
F15	AUTO BRITE CONTROL	CC	74KAC	MDCAB	MDC	1
F15	STRY RETICLE	CC	74KAD	MDCAC	MDC	1
F15	BORESIGHT CORRECT	CC	74KAE	MDCAD	MDC	8
F15	DEFLECTION AMP	CC	74KAF	MDCAE	MDC	8
F15	POWER SUPPLY, LO VOLT		74KAG	MDCAF	MDC	A
F15	POWER SUPPLY, HI VOLT		74KAH	MDCAG	MDC	A
F15	INT CONT, STRY RETICLE		74KAJ	MDCAH	MDC	1
F15	BLOWER ASSY		74KAK	MDCAJ	MDC	8
F15	ELECTRON TUBE, CATHODE RAY		74KAL	MDCAK	MDC	A
F15	RETICLE ASSY, STANDBY		74KAM	MDCAL	MDC	1
F15	SENSOR ASSY AMBIENT LIGHT		74KAN	MDCAM	MDC	1
F15	PANEL ASSY, CONTROL		74KAP	MDCAN	MDC	8
F15	SENSOR, AUTO BRITE		74KAQ	MDCAP	MDC	1
F15	INDASSY, RETICLE DEPRESSION		74KAR	MDCAQ	MDC	1
F15	COMBINING GLASS ASSY		74KAS	MDCAR	MDC	8
F15	SENSOR ASSY, BORESIGHT COR		74KAT	MDCAS	MDC	8
F15	BORESIGHT ADJUST	CC	74KAU	MDCAT	MDC	8
F15	COIL, CONNECTOR		74KAV	MDCAU	MDC	A
F15	MOUNTING BASE		74KBO	MDCAV	MDC	0
F15	PROCESSOR, SIG DATA		74KCO	MDCB	MDC	8
F15	IO NO.2	CC	74KCB	MDCBA	MDC	8
F15	IO NO.3	CC	74KCC	MDCBB	MDC	8
F15	DATA MEMORY	CC	74KCD	MDCBC	MDC	8
F15	PROGRAM MEMORY	CC	74KCE	MDCBD	MDC	8
F15	DATA PROC NO.1	CC	74KCF	MDCBE	MDC	8
F15	DATA PROC NO.2	CC	74KCG	MDCBF	MDC	8

PGG095.J1R1 DATE = 09/09/76

FLIGHT SAFETY PREDICTION TECHNIQUE

0000000011111111122222222333333333444444444555555556666666667777777778  
1234567890123456789012345678901234567890123456789012345678901234567890

F15	DATA PROC NO.3	CC	74KCH	MDCBG	MDC	8
F15	DATA PROC NO.4	CC	74KCJ	MDCBH	MDC	8
F15	WAVEFORM GEN NO.1	CC	74KCL	MDCBJ	MDC	8
F15	WAVEFORM GEN NO.2	CC	74KCM	MDCBK	MDC	8
F15	WAVEFORM GEN NO.3	CC	74KCN	MDCBL	MDC	8
F15	WAVEFORM GEN NO.4	CC	74KCP	MDCBM	MDC	8
F15	WAVEFORM GEN NO.5	CC	74KCQ	MDCBN	MDC	8
F15	POWER SUPPLY LO VOLT		74KCR	MDCRP	MDC	A
F15	ID NO.1	CC	74KCS	MDCBQ	MDC	8
F15	ID NO.4	CC	74KCT	MDCBR	MDC	8
F15	FILTER ASSY,POWER		74KCU	MDCBS	MDC	8
F15	MOTHER BOARD		74KCV	MDCBT	MDC	8
F15	SWITCH,AG MODE SELECT		75NAA	MDOCA	MDC	5
F15	SWITCH,VI MODE SELECT		75NAC	MDOCB	MDC	5
F15	WEAPON MODE SWITCH		231BA	MDOCC	MDC	5
F15	CKT BKR MODE SEL 61CBF020		42CDA	MDOCD	MDC	A
F15	CKT BKR 90CBE004		42CCA	MDOCE	MDC	A
F15	CKT BKR 90CBE007		42CCA	MDOCF	MDC	A
F15	CKT BKR 90CBE008		42CCA	MDOCG	MDC	A
F15	CKT BKR 90CBE009		42CCA	MDOCH	MDC	A
F15	HUD DATA RECORDING			MDD	MDC	111111111
F15	CAMERA,MOTION PICTURE		74KEO	MDDA	MDD	8
F15	CHASSIS		74KEA	MDDR	MDD	8
F15	MODULE ASSY		74KER	MDDC	MDD	8
F15	ELECTRONIC MODULE ASSY		74KEC	MDDD	MDD	8
F15	MAGAZINE		74KED	MDEE	MDD	8
F15	LEAD COMPUTING			MDE	MDC	111111111
F15	GYRO,LEAD COMPUTE		74EBO	MDEA	MDE	8
F15	COMPUTER NO.1	CC	74EBA	MDEAA	MDE	8
F15	COMPUTER NO.2	CC	74EBB	MDEAB	MDE	8
F15	PRECESSION AND MAGNET	CC	74EBC	MDEAC	MDF	8
F15	ANALOG INTERFACE	CC	74EBD	MDEAD	MDE	8
F15	ANGLE CONVERSION	CC	74EBE	MDEAE	MDE	8
F15	REGULATOR,FREQ		74EPF	MDEAF	MDE	8
F15	MULTIPLEX INTERFACE	CC	74EBG	MDEAG	MDE	8
F15	LCG TIMING	CC	74ERH	MDEAH	MDF	8
F15	AD,DA	CC	74ERJ	MDEAJ	MDE	8
F15	MULTIPLEX DATA	CC	74ERK	MDEAK	MDE	8
F15	MULTIPLEX DECODING	CC	74ERL	MDFAL	MDF	8
F15	TRANSFORMER,ACCEL		74ERM	MDEAM	MDE	8
F15	ACCELEROMETER		74ERN	MDEAN	MDF	8
F15	POWER SUPPLY		74EHR	MDEAP	MDE	A
F15	HUD TRANSMITTER	CC	74EFS	MDEAQ	MDE	8
F15	CHASSIS		74ERT	MDEAR	MDF	1
F15	GYRO,MINIATURE		74FBX	MDEAS	MDE	8
F15	STIFFEN,REJECT SWITCH		231FA	MDEB	MDE	1
F15	CKT BKR 63CBE003		42CCA	MDECA	MDE	A
F15	CKT BKR 63CBE004		42CCA	MDECB	MDE	A
F15	CKT BKR 63CBE005		42CCA	MDECC	MDE	A
F15	CKT BKR 63CBE002		42CCA	MDECD	MDE	A

PGG095.J1R1 DATE = 09/09/76

FLIGHT SAFETY PREDICTION TECHNIQUE

0000000001111111112222222223333333334444444445555555556666666667777777778  
 1234567890123456789012345678901234567890123456789012345678901234567890

F15	GUNS		MGA	MA	1100A0000
F15	SEAL ASSY	75HAB	MGAA	MGA	0
F15	MOUNT, GUN, FORWARD	75HAD	MGAAA	MGA	1
F15	SUPPORT ASSY, GUN, REAR	75HAE	MGAAAB	MGA	1
F15	GUN FEED AND UNLOAD DRIVE	75HAF	MGAAAC	MGA	1
F15	UNLOAD DRIVE ASSY	75HBA	MGAAAD	MGA	1
F15	FEEDER ASSY	75HBF	MGAAAE	MGA	1
F15	M61A1 20 MM GUN	75HBO	MGAAAF	MGA	1
F15	LUBRICATOR	75HCA	MGAAAG	MGA	0
F15	SOLENOID	75HCB	MGAAAH	MGA	1
F15	ROTOR ASSY	75HCD	MGAAAJ	MGA	1
F15	BARRELS, GUN	75HCE	MGAAAK	MGA	1
F15	HOUSING ASSY, REAR	75HCF	MGAAAL	MGA	1
F15	BOLT ASSY, BREECH	75HCL	MGAAAM	MGA	1
F15	ADAPTERS, RECOIL	75HCK	MGAAAN	MGA	1
F15	RETAINER ASSY	75HCL	MGAAAP	MGA	1
F15	CONTACT ASSY, FIRING	75HOM	MGAAAQ	MGA	1
F15	DRUM ASSY, AMMO HANDLE	75HEO	MGAB	MGA	1
F15	DRUM, AMMO, OUTER	75HEA	MGABA	MGA	1
F15	DRUM, AMMO, INNER	75HEB	MGABB	MGA	1
F15	EXIT UNIT	75HEC	MGABC	MGA	1
F15	ENTRANCE UNIT	75HEF	MGABD	MGA	1
F15	FEED AND RETURN CHUTE	75HEG	MGABE	MGA	1
F15	FEED CHUTE	75HEJ	MGABF	MGA	1
F15	HANDOFF UNIT	75HEK	MGABG	MGA	1
F15	DRUM CONVEYER	75HEL	MGABH	MGA	1
F15	CHUTE, LOADER ATTACH	75HEM	MGABJ	MGA	1
F15	RETURN CHUTE	75HEN	MGABK	MGA	1
F15	GEARBOX, AMMO DRUM	75HFQ	MGABL	MGA	1
F15	DRUM CONVEYER	75HER	MGABM	MGA	1
F15	COVER ASSY, EXIT	75HFS	MGABN	MGA	0
F15	COVER ASSY, ENTRANCE	75HFT	MGABP	MGA	0
F15	DISC ASSY, EXIT SCOOP	75HFU	MGABQ	MGA	1
F15	DISC ASSY, ENTRANCE SCOOP	75HEV	MGABR	MGA	1
F15	CONVEYER ASSY	75HJO	MGAC	MGA	1
F15	CHUTE, AMMO	75HJC	MGACA	MGA	1
F15	CONVEYER BELT, GUN	75HJD	MGACB	MGA	1
F15	TRANSFER UNIT, GUN	75HJF	MGACC	MGA	1
F15	INTERFACE UNIT, DRUM	75HJG	MGACD	MGA	1
F15	DRIVE UNIT HYD	75HLH	MGAD	MGA	1
F15	REGULATOR, HYD FLOW	75HLJ	MGADA	MGA	1
F15	GEARBOX DRIVE UNIT	75HQA	MGADB	MGA	1
F15	UNIVERSAL JOINT	75HQC	MGADC	MGA	1
F15	SHAFT ASSY	75HQD	MGADD	MGA	1
F15	CABLE ASSY	75HRE	MGADE	MGA	1
F15	GEARBOX ASSY, UNLOAD	75HQB	MGADF	MGA	1
F15	GUN FIRE CONTROL		MGB	MGA	0000A0000
F15	TRIGGER SWITCH	14AAA	MGBA	MGB	A
F15	CKT BKR 61CBF036 CONT	42CDB	MGBB	MGB	A
F15	CKT BKR 61CBF044 PWR	42CDA	MGBC	MGB	A

PGG095.J1R1 DATE = 09/09/76

FLIGHT SAFETY PREDICTION TECHNIQUE

0000000001111111112222222222333333333344444444445555555555666666666677777777778  
12345678901234567890123456789012345678901234567890123456789012345678901234567890

F15	CKT BKR 61CBF043 CLR	42CDA	MGBD	MGB	1
F15	GUN SELECT SW	75MA0	MGBE	MGB	A
F15	ROUNDS SELECT	75MA0	MGBF	MGB	1
F15	GUN CONTROL LOGIC CC	75MDD	MGBG	MGB	8
F15	GUN CONTROL POWER CC	75MDE	MGBH	MGB	8
F15	INDICATOR,CUM ROUNDS	75HEP	MGBJ	MGB	1
F15	CABLE ASSY, LAST ROUND	75HRA	MGRK	MGB	1
F15	SENSOR ASSY, MAG	75HRC	MGBL	MGB	1
F15	GUN SAFETY CONTROL		MGC	MGA	110000011
F15	ARM SAFETY SW	75NAD	MGCA	MGC	1
F15	MASTER ARM SW	75MA0	MGCB	MGC	1
F15	CABLE ASSY SAFETY SW	75HRB	MGCC	MGC	1
F15	LAND GEAR CONTROL SW	13FAF	MGCD	MGC	1
F15	WEAPONS JETTISON		MJA	FG	111111111
F15	ARMAMENT CONTROL PANEL	75MAC	MJAA	MJA	1
F15	CONVERTER PROGRAMMER	75MCO	MJAB	MJA	1
F15	CKT CARD, MASTER JETT	75MAG	MJAC	MJA	1
F15	EMERGENCY JETTISON		MJB	MJA	K MJC AAAAAAAAAA
F15	CKT BKR 61CBCC29	42CCG	MJBA	MJB	1
F15	CKT BKR 61CBCC30	42CCG	MJBB	MJB	1
F15	FMER JETT SW	75NAE	MJBC	MJB	A
F15	SELECTIVE JETTISON		MJC	MJA	MJB 111111111
F15	SELECT JETT SW	75MA0	MJCA	MJC	A
F15	JETT SW	75MA0	MJCH	MJC	A
F15	STATION SELECT	75MA0	MJCC	MJC	A
F15	CKT BKR 61CBF023, AG	42CDB	MJCD	MJC	1
F15	CKT BKR 61CBF024, AG	42CDB	MJCE	MJC	1
F15	CKT BKR 61CBF031, ST REL	42CCG	MJCF	MJC	1
F15	CKT BKR 61CBF032, ST REL	42CCG	MJCG	MJC	1
F15	CKT BKR 61CBF027 AIM9	42CDB	MJCH	MJC	1
F15	CKT BKR 61CBF028 AIM9	42CDB	MJCI	MJC	1
F15	CKT BKR 61CBF025 AIM7	42CDB	MJCK	MJC	1
F15	CKT BKR 61CBF026 AIM7	42CDB	MJCL	MJC	1
F15	CKT BKR 61CBF033 AIM7	42CCG	MJCM	MJC	1
F15	CKT BKR 61CBF034 AIM7	42CCG	MJCN	MJC	1
F15	MISSILES		MMA	MA	1100A0000
F15	WEAPON RELEASE SWITCH	14AAA	MMAA	MMA	A
F15	CKT BKR 61CBF022	42CDB	MMAB	MMA	A
F15	CKT BKR 61CBF020	42CDA	MMAC	MMA	A
F15	AIR TO AIR CKT CARD	75MAA	MMAD	MMA	1
F15	AIM-7 MISSILES		MMB	MMA	111111111
F15	MODE SELECT SWITCH	12ABB	MMBA	MMB	A
F15	AIM-7 STATIONS CONFIGURED		MMC	MBG	111111111
F15	AIM-7 STATIONS CONFIGURED		MMC	MMB	AAAAAAAAA
F15	LAUNCHERS, LAU-106, 4EA	75BR0	MMCA	MMC	1
F15	LINKAGE ASSY	75BFA	MMCB	MMC	2
F15	CYLINDER ASSY, FORWARD	75BBB	MMCC	MMC	2
F15	BREECH BLOCK ASSY	75BFC	MMCD	MMC	2
F15	GAS TUBE	75BRD	MMCE	MMC	2
F15	WIRE BUNDLE UMBILICAL	75BRE	MMCF	MMC	2

PGG095.J1R1 DATE = 09/09/76

FLIGHT SAFETY PREDICTION TECHNIQUE

000000001111111112222222223333333334444444445555555556666666667777777778  
 12345678901234567890123456789012345678901234567890123456789012345678901234567890

F15	SWITCH, MOTOR FIRE		75BBF	MMCG	MMC	2	
F15	MODULE, RESISTOR		75BBG	MMCH	MMC	2	
F15	AUDIO TRANSFORMER		75BBH	MMCJ	MMC	1	
F15	PISTON ASSY, AFT		75BBJ	MMCK	MMC	2	
F15	WIRE BUNDLE		75BBK	MMCL	MMC	2	
F15	SWITCH, SAFETY		75BBL	MMCM	MMC	1	
F15	BASE ASSY, LAUNCHER		75BBM	MMCN	MMC	1	
F15	TOP ASSY, LAUNCHER		75BBN	MMCP	MMC	1	
F15	AIM-7 MISSILE CONTROL			MMD	MMB		AAAAAAAAA
F15	AIM-7 TIMER	CC	75MCF	MMDA	MMD	8	
F15	BATT ARMED	CC	75MCV	MMDB	MMD	8	
F15	SIMULATED DOPPLER	CC	75MCW	MMDC	MMD	8	
F15	RELAY POWER	CC	75MC7	MMDD	MMD	8	
F15	EJECTOR	CC	75MC8	MMDE	MMD	8	
F15	MOTOR FIRE	CC	75MDB	MMDF	MMD	8	
F15	BATT ACTIVATE	CC	75MDC	MMDG	MMD	8	
F15	POWER RELAY, STA6		42CHA	MMDH	MMD	2	
F15	POWER RELAY, STA3		42CH5	MMDJ	MMD	2	
F15	POWER RELAY, STA4		42CH5	MMDK	MMD	2	
F15	POWER RELAY, STA7		42CH5	MMDL	MMD	2	
F15	CKT BKR, STA 6,7	61CBF047	42CDB	MMDM	MMD	5	
F15	CKT BKR, STA 6,7	61CBF048	42CDB	MMDN	MMD	5	
F15	CKT BKR, STA 6,7	61CBF049	42CDB	MMDP	MMD	5	
F15	CKT BKR, STA 3,4	61CBF051	42CDB	MMDQ	MMD	5	
F15	CKT BKR, STA 3,4	61CBF052	42CDB	MMDR	MMD	5	
F15	CKT BKR, STA 3,4	61CBF053	42CDB	MMDS	MMD	5	
F15	CKT BKR, MTR FIRE	61CBF045	42CDB	MMDT	MMD	1	
F15	CKT BKR, MTR FIRE	61CBF046	42CDB	MMDU	MMD	1	
F15	CKT BKR, 61CBC033		42CCG	MMDV	MMD	1	
F15	CKT BKR, 61CBC034		42CCG	MMDW	MMD	1	
F15	AIM-9 MISSILES			MME	MMA		111111111
F15	MODE SELECT SWITCH		12ABH	MMEA	MME	A	
F15	AIM-9 STATIONS CONFIGURED			MMF	MBG		111111111
F15	AIM-9 STATIONS CONFIGURED			MMF	MME		AAAAAAAAA
F15	PYLONS, INBOARD, 2 EA		75DA0	MMFA	MMF	1	
F15	LATCH MECH		75DAA	MMFB	MMF	5	
F15	BREECH ASSY		75DAB	MMFC	MMF	5	
F15	FITTING		75DAC	MMFD	MMF	5	
F15	WIRE CABLE ASSY, BREECH		75DAD	MMFE	MMF	5	
F15	PYLON STRUCTURE		75DAE	MMFF	MMF	1	
F15	RESISTOR BOX ASSY		75DAF	MMFG	MMF	5	
F15	WIRE CABLE ASSY, AIM-9		75DAJ	MMFH	MMF	5	
F15	LAUNCHER, AER/-3B, 2 EA		75BC0	MMFJ	MMF	1	
F15	COVER ASSY, NOSE		75BCB	MMFK	MMF	0	
F15	COVER ASSY, CENTER		75BCC	MMFL	MMF	0	
F15	FAIRING ASSY, AFT		75BCD	MMFM	MMF	0	
F15	HARNESS, ELECTRICAL		75BCE	MMFN	MMF	5	
F15	POWER SUPPLY		75BCF	MMFP	MMF	5	
F15	HOOK ASSY		75BCG	MMFQ	MMF	5	
F15	DETENT, SNUB ASY		75BCH	MMFR	MMF	5	

PGG095.J1R1 DATE = 09/09/76

FLIGHT SAFETY PREDICTION TECHNIQUE

0000000001111111112222222223333333334444444445555555556666666667777777778  
12345678901234567890123456789012345678901234567890123456789012345678901234567890

F15	FITTING ASSY,AFT	75BCJ	MMFS	MMF	5
F15	RAIL ASSY	75BCK	MMFT	MMF	5
F15	ADAPTER,MISSILE 4EA	75BFO	MMFU	MMF	2
F15	AIM-9 MISSILE CONTROL		MMG	MME	AAAAAAAA
F15	AIM-9 OPTION MONITOR CC	75MAF	MMGA	MMG	1
F15	AIM-9 RELAY SWITCHING CC	75MCA	MMGB	MMG	8
F15	AIM-9 LOGIC SWITCHING CC	75MCP	MMGC	MMG	6
F15	AIM-9 POWER SWITCHING CC	75MDJ	MMGD	MMG	8
F15	POWER RELAY,STA 2A	42CHY	MMGE	MMG	2
F15	POWER RELAY,STA 2B	42CHY	MMGF	MMG	2
F15	POWER RELAY,STA 8A	42CHS	MMGG	MMG	2
F15	POWER RELAY,STA 8B	42CHS	MMGH	MMG	2
F15	CKT BKR 61CBF071 STA2	42CDB	MMGJ	MMG	5
F15	CKT BKR 61CBF070 STA2	42CDB	MMGK	MMG	5
F15	CKT BKR 61CBF069 STA2	42CDB	MMGL	MMG	5
F15	CKT BKR 61CBF068 STA2	42CDB	MMGM	MMG	5
F15	CKT BKR 61CBF057 STA8	42CDB	MMGN	MMG	5
F15	CKT BKR 61CBF058 STA8	42CDB	MMGP	MMG	5
F15	CKT BKR 61CBF059 STA9	42CDB	MMGQ	MMG	5
F15	CKT BKR 61CBF060 STA8	42CDB	MMGR	MMG	5
F15	IFF INTERROGATE		MX	M	00000000
F15	REC,TRANS	65BA0	MXA	MX	8
F15	RECEIVER	65BAA	MXAA	MX	8
F15	BOARD,SELF TEST	65BAC	MXAB	MX	0
F15	BOARD,VIDEO	65BAD	MXAC	MX	8
F15	BOARD,MODE	65BAE	MXAD	MX	8
F15	BOARD,REC SIDE LOAD SUPP	65BAF	MXAE	MX	8
F15	POWER SUPPLY	65BAL	MXAF	MX	8
F15	AMP ASSY	65BAM	MXAG	MX	8
F15	COMPUTER,INTERROGATOR,KIR	65BA0	MXH	MX	8
F15	PROCESSOR,RADAR TARGET	65BHC	MXC	MX	8
F15	CKT CARD,SYNC MONITOR	65BHA	MXCA	MX	8
F15	CKT CARD TGT REPLY DET	65BHB	MXCB	MX	8
F15	CKT CARD PROC NO 1	65BHC	MXCC	MX	8
F15	CKT CARD PROC NO 2	65BHD	MXCD	MX	8
F15	CKT CAPD BUFFER	65HHE	MXCE	MX	8
F15	CKT CARD CONTROL	65BHF	MXCF	MX	8
F15	POWER SUPPLY	65BHG	MXCG	MX	8
F15	FRONT PANEL ASSY	65BHH	MXCH	MX	8
F15	CONTROL PANEL,C9C13	63EF0	MXD	MX	8
F15	CHASSIS	63BEA	MXDA	MX	8
F15	PANEL,EDGE LIGHT	63BEH	MXDB	MX	1
F15	CKT BKR 81CBF002	42CCA	MXEA	MX	A
F15	CKT BKR 102CBF002	42CCA	MXEB	MX	A
F15	CKT BKR 103CBF002	42CCA	MXEC	MX	A
F15	CKT BKR 103CBF003	42CCA	MXED	MX	A
F15	TACTICAL ELECT WARFARE		MY	M	00000000
F15	COUNTERMEASURES RECEIVING		MYA	MY	55555555
F15	RECEIVER,CM,R-1866 CC	76AA0	MYAA	MYA	8
F15	SYN CONT NO.1 CC	76AAB	MYAAA	MYA	8

0000000001111111112222222223333333334444444445555555556666666667777777778  
 12345678901234567890123456789012345678901234567890123456789012345678901234567890

F15	SYN CONT NO.2	CC	76AAC	MYAAB	MYA	8
F15	PRIME VIDEO PROCESS	CC	76AAD	MYAAC	MYA	8
F15	TIME CONTROL	CC	76AAF	MYAAD	MYA	8
F15	MULTIPLEXER	CC	76AAG	MYAAE	MYA	8
F15	MULTIPLEX CONT	CC	76AAK	MYAAF	MYA	8
F15	NOISE GAIN CONT	CC	76AAM	MYAAG	MYA	8
F15	COMPUTE INPUT DATA	CC	76AAP	MYAAH	MYA	8
F15	VIDEO PROCESS	CC	76AAQ	MYAAJ	MYA	8
F15	FINE FREQ	CC	76AAR	MYAAK	MYA	8
F15	INPUT DATA LINK	CC	76AAT	MYAAL	MYA	8
F15	CLOCK GEN DISP	CC	76AAU	MYAAM	MYA	8
F15	BIT,AUDIO	CC	76AAV	MYAAN	MYA	8
F15	SWITCH DRIVER	CC	76AAW	MYAAP	MYA	8
F15	TONE FILTER	CC	76AAX	MYAAQ	MYA	8
F15	YIG DRIVER	CC	76AAZ	MYAAR	MYA	8
F15	COMPUTE OUTPUT DATA	CC	76AAZ	MYAAS	MYA	8
F15	PW AND AMP CONV	CC	76AA3	MYAAT	MYA	8
F15	LIMITER,IF		76AA7	MYAAU	MYA	8
F15	MIXER,PREAMP		76AA8	MYAAV	MYA	8
F15	PROCESSOR,DIGITAL		76ABA	MYAB	MYA	8
F15	MICRO PROCESS	CC	76ARB	MYABA	MYA	8
F15	CPU NO.1	CC	76ARC	MYABB	MYA	8
F15	CPU NO.2	CC	76ARD	MYARC	MYA	8
F15	AUTO CONTROL	CC	76ABE	MYABD	MYA	8
F15	CORE STACK	CC	76APF	MYABE	MYA	8
F15	MEMORY CONTROL	CC	76ABG	MYABF	MYA	8
F15	MEMORY ADDRESS	CC	76ABH	MYABG	MYA	8
F15	MEMORY DATA	CC	76APJ	MYABH	MYA	8
F15	MOTHERBOARD		76ABK	MYABJ	MYA	8
F15	AMP,LIMITER FILTER		76ABL	MYABK	MYA	8
F15	BIT OSC.LO BAND		76ABM	MYABL	MYA	8
F15	IF SWITCH		76ABN	MYABM	MYA	8
F15	FIXED DIVIDER		76ABP	MYABN	MYA	8
F15	POST AMP		76APQ	MYABP	MYA	8
F15	FILTER,HI PASS		76ABR	MYABQ	MYA	8
F15	YIG PRESELECTION		76ABS	MYABR	MYA	8
F15	FRONT END ASST		76ART	MYABS	MYA	8
F15	POWER LEVELER		76ABU	MYABT	MYA	8
F15	LOG ASSY,IF		76ABV	MYABU	MYA	8
F15	VOLT CONT OSC		76ABW	MYABV	MYA	8
F15	REG AND MEMORY PROTECT	CC	76ABX	MYABW	MYA	8
F15	CHASSIS ASSY		76ABY	MYABX	MYA	8
F15	CONT AUTO GAIN	CC	76AB1	MYABY	MYA	8
F15	BIT CONTROL	CC	76AB2	MYABZ	MYA	8
F15	TRACKER	CC	76AB3	MYABZA	MYA	8
F15	RECFIVER,CM,R1867		76AC0	MYAC	MYA	8
F15	TUNER SUBASSY		76ACA	MYACA	MYA	8
F15	YIG PRESELECTION		76ACB	MYACB	MYA	8
F15	BIT OSC		76ACC	MYACC	MYA	8
F15	MIXER PREAMP		76ACD	MYACD	MYA	8

PGG095.J1R1 DATE = 09/09/76

FLIGHT SAFETY PREDICTION TECHNIQUE

00000000111111111222222222333333333344444444445555555555666666666677777777778  
 12345678901234567890123456789012345678901234567890123456789012345678901234567890

F15	VOLT CONT OSC		76ACE	MYACE	MYA	8
F15	FREQ DIVIDER		76ACF	MYACF	MYA	8
F15	HEATSINK		76ACG	MYACG	MYA	8
F15	SYN CONT NO.1	CC	76ACJ	MYACJ	MYA	8
F15	SYN CONTNO.2		76ACK	MYACK	MYA	8
F15	SWITCH DRIVER		76ACL	MYACL	MYA	8
F15	VAR DIVIDER		76ACM	MYACM	MYA	8
F15	REF SUPPLY		76ACN	MYACN	MYA	8
F15	INPUT DATA CONT		76ACP	MYACP	MYA	8
F15	DUAL YIG DRIVER		76ACQ	MYACQ	MYA	8
F15	FREQ DIVIDER		76ACR	MYACR	MYA	8
F15	CHASSIS		76ACS	MYACS	MYA	8
F15	POWER SUPPLY,DP 6968		76ADC	MYAD	MYA	8
F15	MODULE, &- 15V,-25V		76ADA	MYADA	MYA	8
F15	MODULE, -25V,-10CV		76ADB	MYADR	MYA	8
F15	MODULE, &5V,&-15V		76ADC	MYADC	MYA	8
F15	MODULE,FREQ INV		76ADD	MYADD	MYA	8
F15	BIT ANALOG 1 CC		76ADE	MYADE	MYA	0
F15	MODULE,BIT PWR SUPPLY		76ADF	MYADF	MYA	0
F15	MODULE,-5V,&100V		76ADG	MYADG	MYA	0
F15	MODULE,&5V,-100V		76ADH	MYADH	MYA	0
F15	CHASSIS ASSY		76ADJ	MYADJ	MYA	8
F15	CAPACITOR ASSY		76ADM	MYADM	MYA	8
F15	HEATSINK ASSY		76ADN	MYADN	MYA	8
F15	FILTER ASSY		76ADP	MYADP	MYA	8
F15	FILTER ASSY		76ADQ	MYADQ	MYA	8
F15	BIT LOGIC CC		76ADR	MYADR	MYA	0
F15	BIT ANALOG 2 CC		76ADS	MYADS	MYA	0
F15	SWITCH CARD ASSY		76ADT	MYADT	MYA	8
F15	CONTRJL,REC C-9428		76AFC	MYAF	MYA	8
F15	DISPLAY,CM,IP-1164		76AGC	MYAG	MYA	8
F15	LINELOCK CC		76AGA	MYAGA	MYA	8
F15	DISPLAY CONTROL CC		76AGB	MYAGB	MYA	8
F15	CONVERTER CC		76AGC	MYAGC	MYA	8
F15	DISPLAY DATA REG CC		76AGD	MYAGD	MYA	8
F15	STROKE GEN CC		76AGE	MYAGE	MYA	8
F15	PREAMP CC		76AGF	MYAGF	MYA	8
F15	Z AXIS CC		76AGG	MYAGG	MYA	8
F15	CATHODE RAY TUBE ASSY		76AGJ	MYAGJ	MYA	8
F15	POWER SUPPLY,HI VOLT		76AGK	MYAGK	MYA	8
F15	PHOSPHER PROTECT CC		76AGP	MYAGP	MYA	8
F15	YOKE DRIVER ASSY		76AGQ	MYAGQ	MYA	8
F15	CHASSIS ASSY,DISPLAY		76AGR	MYAGR	MYA	8
F15	PANEL,ILLUMINATED		76AGS	MYAGS	MYA	8
F15	CONTROL,C-9429		76AHO	MYAH	MYA	8
F15	LINES,RF		76AJO	MYAJ	MYA	8
F15	ANTENNA GROUP,OE-167		76AKO	MYAK	MYA	8
F15	ANTENNA GROUP,OE-166		76ALC	MYAL	MYA	8
F15	ANTENNA GROUP,OE-169		76AMC	MYAM	MYA	8
F15	ANTENNA GROUP,OE-168		76ANO	MYAN	MYA	8

PGG095.J1R1 DATE = 09/09/76

FLIGHT SAFETY PREDICTION TECHNIQUE

00000000111111112222222233333333444444445555555566666666777777778  
1234567890123456789012345678901234567890123456789012345678901234567890

F15	ANTENNA,AS-2934		76APO	MYAP	MYA	8
F15	CKT BKR,65CBF020		42CDA	MYAQ	MYA	A
F15	CKT BKR,65CBF021		42CDA	MYAR	MYA	A
F15	CKT BKR,65CBF022		42CCA	MYAS	MYA	A
F15	CKT BKR,65CBF024		42CDA	MYAT	MYA	A
F15	INTERFERENCE BLANKING			MYB	MY	11111111
F15	BLANKER INTERFERENCE		76CA0	MYBA	MYB	8
F15	PROGRAMMER	CC	76CAA	MYBAA	MYB	8
F15	BIT	CC	76CAB	MYBAB	MYB	8
F15	IO NO.1	CC	76CAC	MYBAC	MYB	8
F15	IO NO.2	CC	76CAD	MYBAD	MYB	8
F15	IO NO.3	CC	76CAE	MYBAE	MYB	8
F15	IO NO.4	CC	76CAF	MYBAF	MYB	8
F15	IO NO.5	CC	76CAG	MYBAG	MYB	8
F15	PWR SUPPLY NO 1	CC	76CAH	MYBAH	MYB	8
F15	MOTHERBOARD ASSY	CC	76CAJ	MYBAJ	MYB	8
F15	PWR SUPPLY NO 2	CC	76CAL	MYBAL	MYB	8
F15	CKT BKR 67CBL002		42CFA	MYBB	MYB	A
F15	EWWS			MYC	MY	55555555
F15	ANTENNA,AS-2958		76GB0	MYCAA	MYC	8
F15	ANTENNA,AS-2957		76GC0	MYCAB	MYC	8
F15	ANTENNA,AS-2958		76GDC	MYCAC	MYC	8
F15	REC,TRANS GROUP OP-132		76GFO	MYCB	MYC	8
F15	CHASSIS		76GFA	MYCBA	MYC	8
F15	PWR SUPPLY		76GFG	MYCBB	MYC	8
F15	REGULATOR		76GFH	MYCBC	MYC	8
F15	VIDEO 2,3	CC	76GFR	MYCBD	MYC	8
F15	VIDEO 2	CC	76GFT	MYCBE	MYC	8
F15	VIDEO 3	CC	76GFU	MYCBF	MYC	8
F15	GEN CKTS	CC	76GFV	MYCBG	MYC	8
F15	TYPE 3 DET	CC	76GFW	MYCBH	MYC	8
F15	INTERFACE	CC	76GFX	MYCBJ	MYC	8
F15	PULSE SPACE DET	CC	76GFY	MYCBK	MYC	8
F15	TYPE 2 DET	CC	76GFZ	MYCBL	MYC	8
F15	PASSIVE INT	CC	76GF1	MYCBM	MYC	8
F15	DEFROUTER	CC	76GF2	MYCBN	MYC	8
F15	ENCODER	CC	76GF3	MYCBP	MYC	8
F15	BIT EVALUATE	CC	76GF5	MYCBQ	MYC	8
F15	CLOCK GEN	CC	76GF6	MYCBR	MYC	8
F15	PROGRAM CONTROL	CC	76GF7	MYCBRS	MYC	8
F15	PROGRAMMER	CC	76GF8	MYCBT	MYC	8
F15	DUPLEXER,S16 DIST		76GGG	MYCBU	MYC	8
F15	CHASSIS ASSY		76GGH	MYCBV	MYC	8
F15	COMPARATOR	CC	76GGP	MYCBW	MYC	8
F15	REC,CM,TYPE 2		76GHE	MYCC	MYC	8
F15	GAIN TIME	CC	76GHF	MYCCA	MYC	8
F15	AUTO GAIN	CC	76GHH	MYCCB	MYC	8
F15	FI AMP	CC	76GHH	MYCCC	MYC	8
F15	VIDEO AMP	CC	76GHJ	MYCCD	MYC	8
F15	REC,CM,TYPE 3		76GHY	MYCD	MYC	8

PGG095.J1R1 DATE = 09/09/76

FLIGHT SAFETY PREDICTION TECHNIQUE

00000000111111112222222222333333333344444444445555555555666666666677777777778  
 12345678901234567890123456789012345678901234567890123456789012345678901234567890

F15	RF PREAMP	CC	76GHZ	MYCDA	MYC	8
F15	AUTO GAIN	CC	76GH1	MYCDB	MYC	8
F15	RF AMP	CC	76GH2	MYCDC	MYC	8
F15	VIDEO AMP	CC	76GH3	MYCDD	MYC	8
F15	TRANSMITTER,CM		76GJK	MYCE	MYC	8
F15	OSC ASSY		76GJL	MYCEA	MYC	8
F15	MODULATOR	CC	76GJS	MYCEB	MYC	8
F15	REGULATOR	CC	76GJT	MYCEC	MYC	8
F15	DC CONV	CC	76GJU	MYCED	MYC	8
F15	DIPLEXER		76GKA	MYCEE	MYC	8
F15	CABLE GROUP		76GMC	MYCF	MYC	8
F15	TX LINE 221		76GMA	MYCFA	MYC	8
F15	TX LINE 223		76GME	MYCFB	MYC	8
F15	TX LINE 225		76GMJ	MYCFC	MYC	8
F15	TX LINE 227		76GMN	MYCFD	MYC	8
F15	TX LINE 229		76GMS	MYCFE	MYC	8
F15	ELECTRONIC SWITCH		76GNO	MYCG	MYC	8
F15	DIPLEXER ASSY		76GPO	MYCH	MYC	8
F15	CKT BKR 115CBE007		42CCA	MYCJA	MYC	A
F15	CKT BKR 115CBE008		42CCA	MYCJB	MYC	A
F15	CKT BKR 115CBE009		42CCA	MYCJC	MYC	A
F15	ECM TRANSMISSION			MYD	MY	55555555
F15	AMP,RF,AM6597		76HA0	MYDA	MYD	8
F15	SET CONTROL CC		76HAA	MYDAA	MYD	8
F15	PWR SUPPLY,LOW VOLT		76HAB	MYDAB	MYD	8
F15	AUTO LEVEL CONT CC		76HAG	MYDAC	MYD	8
F15	PWR SUPPLY,FINAL TWT		76HAH	MYDAD	MYD	8
F15	SWITCH MODE REG CC		76HAJ	MYDAE	MYD	8
F15	SWITCH MODE REG ASSY		76HAL	MYDAF	MYD	8
F15	INVERTER		76HAM	MYDAG	MYD	8
F15	PWR SUPPLY		76HAN	MYDAH	MYD	8
F15	ANALOG CC		76HAQ	MYDAJ	MYD	8
F15	PWR TRANS ASSY		76HAR	MYDAK	MYD	8
F15	PWR SUPPLY,DRIVER TWT		76HAW	MYDAL	MYD	8
F15	MODULATOR,TWT		76HA4	MYDAM	MYD	8
F15	FILTER,COUPLER		76HA5	MYDAN	MYD	8
F15	TWT BANDI DRIVER		76HA6	MYDAP	MYD	8
F15	TWT BANDI FINAL		76HA7	MYDAQ	MYD	8
F15	AMP SUB ASSY,RF		76HA8	MYDAR	MYD	8
F15	CONTROL,OSC LRV BAND 1		76HBO	MYDB	MYD	8
F15	PROGRAMMER MX-9412		76HBA	MYDBA	MYD	8
F15	TUNING UNIT		76HBD	MYDBB	MYD	8
F15	SHORT WORD LOGIC	CC	76HBE	MYDBC	MYD	8
F15	FUNCTION GEN NO1	CC	76HBF	MYDBD	MYD	8
F15	FUNCTION GEN NO2	CC	76HBG	MYDBE	MYD	8
F15	DECODER	CC	76HBH	MYDBF	MYD	8
F15	MEMORY	CC	76HBJ	MYDBG	MYD	8
F15	SINENOISE GEN	CC	76HBK	MYDBH	MYD	8
F15	SINENOISE CONT	CC	76HBL	MYDBJ	MYD	8
F15	TUNING UNIT SUBASSY		76HBM	MYDBK	MYD	8

PGG095.JIR1 DATE = 09/09/76

FLIGHT SAFETY PREDICTION TECHNIQUE

000000001111111122222222333333333344444444445555555555666666666677777777778  
12345678901234567890123456789012345678901234567890123456789012345678901234567890

F15	CONTRNL, OSC C9341		76HCC	MYDC	MYD	8
F15	INTERFACE	CC	76HCA	MYOCA	MYD	8
F15	CMD LOGIC	CC	76HCB	MYDCB	MYD	8
F15	STATUS GEN	CC	76HCC	MYDCC	MYD	8
F15	PULSE MOD GEN	CC	76HCD	MYDCD	MYD	8
F15	PWR SUPPLY LO VOLT		76HCE	MYDCE	MYD	8
F15	LOVOLT CONT		76HCF	MYDCF	MYD	8
F15	REG CONT		76HCG	MYDCG	MYD	8
F15	SWITCH MODE		76HCH	MYDCH	MYD	8
F15	PS SUBASSY		76HCJ	MYDCJ	MYD	8
F15	FAULT LOCATOR, BAND 1		76HCP	MYDCK	MYD	0
F15	FAULT LOCATE MEMORY	CC	76HCP	MYDCK	MYD	0
F15	FAULT LOCATE MEMORY	CC	76HCP	MYDCK	MYD	0
F15	FAULT LOCATE CONTROL	CC	76HCR	MYDCM	MYD	0
F15	AM DETECT	CC	76HCS	MYDCN	MYD	0
F15	FAULT DETECT	CC	76HCT	MYDCP	MYD	0
F15	FM DETECT	CC	76HCU	MYDCQ	MYD	0
F15	FAULT LOCATE SUB ASSY		76HCX	MYDCR	MYD	0
F15	FAULT COUNT	CC	76HCY	MYDCS	MYD	0
F15	CONT OSC SUB ASSY		76HDA	MYDCT	MYD	8
F15	AMPLIFIER, AM 6598		76HFC	MYDD	MYD	8
F15	SET CONTROL	CC	76HFA	MYDDA	MYD	8
F15	PWR SUPPLY		76HFB	MYddb	MYD	8
F15	AUTO LEVEL CONT	CC	76HFG	MYDDC	MYD	8
F15	PWR SUPPLY BAND 2		76HFH	MYDDD	MYD	8
F15	SWITCH MODE REG	CC	76HFJ	MYDDE	MYD	8
F15	SWITCH MODE REG ASSY		76HFL	MYDDF	MYD	8
F15	INVERTER		76HFM	MYDDG	MYD	8
F15	PWR SUPPLY SUBASSY		76HFN	MYDDH	MYD	8
F15	ANALOG CC		76HFO	MYDDJ	MYD	8
F15	POWER TRANSFORMER ASSY		76HFR	MYDDK	MYD	8
F15	POWER SUPPLY, DRIVER TWT		76HFW	MYDDL	MYD	8
F15	MOD, TWT BAND 2		76HF4	MYDDM	MYD	8
F15	FILTER		76HF5	MYDDN	MYD	8
F15	TWT, BAND 2 DRIVER		76HF6	MYDDP	MYD	8
F15	TWT, BAND 2 FINAL		76HF7	MYDDQ	MYD	8
F15	AMP SUBASSY		76HF8	MYDDR	MYD	8
F15	CONT OSC LRU BAND 2		76HGO	MYDE	MYD	8
F15	PROGRAMMER MX9412		76HGA	MYDEA	MYD	8
F15	TUNING UNIT TN551		76HGC	MYDEB	MYD	8
F15	SHORT WORD LOGIC	CC	76HGE	MYDEC	MYD	8
F15	FUNC GEN 1	CC	76HGF	MYDED	MYD	8
F15	FUNC GEN 2	CC	76HGG	MYDEE	MYD	8
F15	DECODER	CC	76HGH	MYDEF	MYD	8
F15	MEMORY	CC	76HGI	MYDEG	MYD	8
F15	SINENOISE GEN	CC	76HGL	MYDEH	MYD	8
F15	SINENOISE CONTROL	CC	76HGL	MYDEJ	MYD	8
F15	TUNE UNIT SUBASSY		76HGM	MYDEK	MYD	8
F15	TUNING UNIT, TN-552		76HGT	MYDEL	MYD	8
F15	SHORTWORD LOGIC	CC	76HGU	MYDEM	MYD	8
F15	FUNC GEN 1	CC	76HGV	MYDEN	MYD	8

PGG095.J1R1 DATE = 09/09/76

FLIGHT SAFETY PREDICTION TECHNIQUE

00000000111111112222222222333333333344444444445555555555666666666677777777778  
12345678901234567890123456789012345678901234567890123456789012345678901234567890

F15	FUNC GEN 2	CC	76HGW	MYDEP	MYD	8
F15	DECODER	CC	76HGX	MYDEQ	MYD	8
F15	MEMORY	CC	76HGY	MYDER	MYD	8
F15	SINENOISE GEN	CC	76HGZ	MYDES	MYD	8
F15	SINENOISE CONTROL	CC	76HG1	MYDET	MYD	8
F15	TUNING UNIT SUBASSY		76HG2	MYDEU	MYD	8
F15	CONTROL OSC C-9342		76HH0	MYDF	MYD	8
F15	INTERFACE	CC	76HHA	MYDFA	MYD	8
F15	CMO LOGIC	CC	76HHB	MYDFB	MYD	8
F15	STATUS GEN	CC	76HHC	MYDFC	MYD	8
F15	PULSE MOD GEN	CC	76HHD	MYDFD	MYD	8
F15	PWR SUPPLY		76HHE	MYDFE	MYD	8
F15	LO VOLT CNTRL	CC	76HHF	MYDFF	MYD	8
F15	REG CONTROL	CC	76HHG	MYDFG	MYD	8
F15	SWITCH MODE	CC	76HHH	MYDFH	MYD	8
F15	PWR SUPPLY SUBASSY		76HHJ	MYDFJ	MYD	8
F15	FAULT LOCATER BAND2		76HHP	MYDFK	MYD	8
F15	FAULT LOCATE MEMORY	CC	76HHQ	MYDFL	MYD	0
F15	FAULT LOCATE CONTROL	CC	76HHR	MYDFM	MYD	0
F15	AM DETECT	CC	76HHS	MYDFN	MYD	0
F15	FAULT DETECT	CC	76HHT	MYDFP	MYD	0
F15	FM DET AMPCT	CC	76HHU	MYDFQ	MYD	0
F15	FAULT DET SUBASSY		76HHX	MYDFR	MYD	0
F15	FAULT CONTROL	CC	76HHY	MYDFS	MYD	0
F15	CONT OSC SUBASSY		76HJA	MYDFT	MYD	8
F15	ANTENNA AS 2902		76HLA	MYDGA	MYD	8
F15	ANTENNA AS 2903		76HLB	MYDGB	MYD	8
F15	WAVEGUIDE ASSY 1 SEG A		76HMA	MYDHA	MYD	8
F15	WAVEGUIDE ASSY 1 SEG B		76HMB	MYDHB	MYD	8
F15	WAVEGUIDE ASSY 1 SEG D		76HMC	MYDHC	MYD	8
F15	WAVEGUIDE ASSY 2 SEG A		76HMD	MYDHD	MYD	8
F15	WAVEGUIDE ASSY 2 SEG B		76HME	MYDHE	MYD	8
F15	WAVEGUIDE ASSY 3 SEG A		76HMF	MYDHF	MYD	8
F15	WAVEGUIDE ASSY 3 SEG B		76HMG	MYDHG	MYD	8
F15	WAVEGUIDE ASSY 1 SEG C		76HMH	MYDHH	MYD	8
F15	WAVEGUIDE ASSY 2 SEG C		76HMJ	MYDHJ	MYD	8
F15	RF CABLE ASSY NO 1		76HMK	MYDHK	MYD	8
F15	RF CABLE ASSY NO 2		76HML	MYDHL	MYD	8
F15	RF CABLE ASSY NO 3		76HMM	MYDHM	MYD	8
F15	NETWORK SUMMATION		76HMQ	MYDHN	MYD	8
F15	CKT BKR 69CBF011		42CDA	MYDJA	MYD	A
F15	CKT BKR 69CBF012		42CDA	MYDJB	MYD	A
F15	CKT BKR 69CBF013		42CDA	MYDJC	MYD	A
F15	CKT BKR 69CBF014		42CDA	MYDJD	MYD	A
F15	CKT BKR 69CBF015		42CDA	MYDJE	MYD	A
F15	CKT BKR 69CBF016		42CDA	MYDJF	MYD	A
F15	CKT BKR 69CBF017		42CDA	MYDJG	MYD	A
F15	CKT BKR 69CBF018		42CDA	MYDJH	MYD	A
F15	CKT BKR 69CBF019		42CDA	MYDJJ	MYD	A
F15	PDD SUSPENSION			MYE	MY	AAAAA

PGG095.J1R1 DATE = 09/09/76

FLIGHT SAFETY PREDICTION TECHNIQUE

000000001111111122222222333333333344444444555555556666666677777777778  
12345678901234567890123456789012345678901234567890123456789012345678901234567890

F15	PODS,TAC ELECT WARFARE	76FC0	MYFA	MYE	8	
F15	PYLON ASSY,SUU-61A	76JAO	MYEB	MYE	8	
F15	CABLE ASSY,16	76JAA	MYEBA	MYE	8	
F15	CABLE ASSY 18	76JAB	MYEBB	MYE	8	
F15	LINK ASSY,LOWER	76JAC	MYEBC	MYE	8	
F15	HOOK	76JAD	MYEBD	MYE	8	
F15	CKT BKR 71CBE003 LH	42CCA	MYECA	MYE	5	
F15	CKT BKR 71CBE004 LH	42CCA	MYECB	MYE	5	
F15	CKT BKR 71CBE005 LH	42CCA	MYECC	MYE	5	
F15	CKT BKR 71CBE006 LH	42CCA	MYECD	MYE	5	
F15	CKT BKR 71CRF007 CONT	42CDA	MYECE	MYE	A	
F15	CKT BKR 71CBF013 RH	42CDA	MYECF	MYE	5	
F15	CKT BKR 71CRF014 RH	42CDA	MYECG	MYE	5	
F15	CKT BKR 71CBF015 RH	42CDA	MYECH	MYE	5	
F15	CKT BKR 71CRF016 RH	42CDA	MYECJ	MYE	5	
F15	LANDING GEAR		N			AAAAAAAAA
F15	EXTEND LANDING GEAR		NA	N		0000000A0
F15	EXTEND MAIN GEAR		NAA	NA		AAAAAAAAA
F15	TUBING HYDRAULIC	13FBF	NAAA	NAA	1	
F15	EXTEND NOSE GEAR		NAB	NA		AAAAAAAAA
F15	LEFT MLG EQUIPMENT		NAC	NAA		AAAAAAAAA
F15	LG RETRACTABLE MAIN LH	13AAO	NACA	NAC	1	
F15	SWIVEL MECHANISM LH	13AAA	NACB	NAC	A	
F15	BRACE ASSY UPPER DRAG LH	13AEO	NACC	NAC	A	
F15	RIGHT MLG EQUIPMENT		NAD	NAA		AAAAAAAAA
F15	LG RETRACTABLE MAIN RH	13AEO	NADA	NAD	8	
F15	SWIVEL MECHANISM RH	13AEA	NADB	NAD	A	
F15	BRACE ASSY UPPER DPAG RH	13AFO	NADC	NAD	A	
F15	MLG DOWN ACTUATE EA OF 2		NAE	NAA		AAAAAAAAA
F15	VALVE LINEAR DIRECT CONT	13FPA	NAEA	NAE	A	
F15	MLG FWD DOOR-GEAR UNLCK ACT		NAF	NAA		AAAAAAAAA
F15	UPLATCH MECHANISM	13AHC	NAFA	NAF	A	
F15	CYL ASSY UPLATCH AND DOOR	13AHD	NAFB	NAF	A	
F15	DOOR MECHANISM	13AHL	NAFC	NAF	8	
F15	NORMAL CONTROL		NAG	NA		NAQ 111111111
F15	HANDLE CONTROL	13FAR	NAGA	NAG	A	
F15	SWITCH CONTROL RELAY	13FAC	NAGB	NAG	5	
F15	CIRCUIT BREAKER	9913B	NAGC	NAG	1	
F15	DIODE PANEL NLG	13FCA	NAGD	NAG	1	
F15	NLG FWD DOOR-GEAR UNLCK ACT		NAH	NAB		AAAAAAAAA
F15	CYL ASSY ACT LIN DR-UPLTCH	13BDA	NAHA	NAH	A	
F15	UPLATCH MECH FWD DOOR	13RDF	NAHB	NAH	A	
F15	LOCK MECH NLG	13BFC	NAHC	NAH	8	
F15	NLG EQUIPMENT		NAJ	NAB		AAAAAAAAA
F15	SHOCK ABSORBER DIR ACT	13BAO	NAJA	NAJ	A	
F15	BRACE ASSY DRAG NLG	13BBO	NAJB	NAJ	A	
F15	NLG DOWN ACTUATE		NAK	NAB		AAAAAAAAA
F15	VALVE LINEAR DIR CONT NLG	13FBD	NAKA	NAK	A	
F15	MLG ROTATE DWN LOCK EAOF2		NAL	NAE		NAN 111111111
F15	CYC ASSY ACT LINEAR MLG	13ACO	NALA	NAL	8	

PGG095.JIR1 DATE = 09/09/76

FLIGHT SAFETY PREDICTION TECHNIQUE

```

0000000011111111222222223333333333334444444444445555555555666666666677777777778
12345678901234567890123456789012345678901234567890123456789012345678901234567890
F15 SWITCH DOOR OPEN MLG 13AGD NALB NAL A
F15 VALVE RESTRICTOR MLG 13FBB NALC NAL 1
F15 VALVE CHECK COMP MLG 13FBH NALD NAL 1
F15 PANEL RELAY MISC NO 9 42CH7 NALE NAL A
F15 PANEL RELAY MISC NO 10 42CH8 NALF NAL A
F15 FWD DOORS CLOSE LOCK NAM NAL 000000000
F15 SWITCH DOWN LIMIT MLG 13AGB NAMA NAM A
F15 CYL ASSY 13AHD NAMB NAM A
F15 DOOR MECHANISM 13AHL NAMC NAM A
F15 NLG ROTATE AND LOCK BACKUP NAN NAE K NAL AAAAAAAAAA
F15 DOOR-GEAR UNLOCK MLG EAOF2 NAP NAF NAQ 111111111
F15 VALVE LINEAR DIR CONT MLG 13FBA NAPA NAP A
F15 VALVE RESTRICTOR MLG 13FRB NAPB NAP 1
F15 CONTROL-UNLOCK BACKUP NAQ NA K NAG AAAAAAAAAA
F15 CONTROL-UNLOCK BACKUP NAQ NAF K NAP AAAAAAAAAA
F15 CONTROL-UNLOCK BACKUP NAQ NAH K NAR AAAAAAAAAA
F15 NLG DOOR-GEAR UNLOCK NAR NAH NAQ 111111111
F15 VALVE LINEAR DIR CONT NLG 13FRD NARA NAR A
F15 VALVE RESTRICTOR CHECK 13FBE NARB NAR 1
F15 VALVE CHECK COMP NLG 13FBJ NARC NAR 1
F15 NLG ROTATE AND LOCK BACKUP NAS NAK K NAT AAAAAAAAAA
F15 NLG ROTATE AND LOCK NAT NAK NAS 111111111
F15 LINK DOWNLOCK 13BBA NATA NAT 8
F15 CYL ASS ACT LINEAR NLG 13RCO NATB NAT A
F15 LOCK MECHANISM NLG 13BFO NATC NAT 8
F15 SWITCH DOOR OPEN 13BGC NATD NAT A
F15 VALVE RESTRICTOR CHECK 13FRE NATE NAT 1
F15 PANEL RELAY MISC NO 9 42CH7 NATF NAT A
F15 FWD NLG DOOR CLOSE LOCK NAU NAT 000000000
F15 CYL ASSY ACT DOOR UPLATCH 13BDA NAUA NAU A
F15 UPLATCH MECH FWD DOOR 13BDE NAUB NAU A
F15 SWITCH NLG DOWN LIMIT 13BGB NAUC NAU A
F15 EMERGENCY CONTROL NAW NAN AAAAAAAAAA
F15 EMERGENCY CONTROL NAW NAQ AAAAAAAAAA
F15 EMERGENCY CONTROL NAW NAS AAAAAAAAAA
F15 LG EMERGENCY RELEASE 13EAO NAWA NAW 0
F15 CONTROL ASSY EMERGENCY LG 13EAG NAWB NAW A
F15 VALVE SHUTOFF EMERGENCY 13EAF NAWC NAW A
F15 EXTEND INDICATION NAY NAW AAAAAAAAAA
F15 SWITCH DOWN LIMIT 2FA 13AGB NAYA NAY 5
F15 SWITCH DOOR CLOSE LIM 2EA 13AGC NAYB NAY 0
F15 SWITCH DOOR OPEN 2EA 13AGD NAYC NAY 0
F15 SWITCH UP LIMIT 2EA 13AGE NAYD NAY 0
F15 SWITCH NLG UP LIMIT 13BGA NAYE NAY 0
F15 SWITCH NLG DOWN LIMIT 13BGB NAYF NAY 5
F15 SWITCH DOOR OPEN 13BGC NAYG NAY 0
F15 SWITCH DOOR CLOSE 13RGE NAYH NAY 0
F15 CONTROL INDICATOR LDG 13FAC NAYJ NAY 0
F15 LAMP GEAR POSITION 13FAD NAYK NAY 1
F15 LAMP GEAR HANDLE 13FAE NAYL NAY 1

```

PGG095.J1R1 DATE = 09/09/76

FLIGHT SAFETY PREDICTION TECHNIQUE

0000000011111111112222222223333333334444444445555555556666666667777777778  
12345678901234567890123456789012345678901234567890123456789012345678901234567890

F15 SWITCH GEAR POSITION	13FAF	NAYM	NAY	0
F15 RELAY 3EA	13FAG	NAYN	NAY	3
F15 PANEL RELAY MISC NO 7	42CH5	NAYQ	NAY	0
F15 CRCT BRKR ESS BUS DOOR 6L	42CCG	NAYR	NAY	A
F15 RETRACT LANDING GEAR		NB	NX	010000000
F15 RETRACT CONTROL		NBA	NB	AAAAAAAAA
F15 SWITCH LIMIT PROX 2EA	13AGA	NBAA	NBA	A
F15 HANDLE CONTROL	13FAB	NBAB	NBA	A
F15 SWITCH CONTROL RELAY	13FAC	NBAC	NBA	A
F15 PANEL DIODE MLG	13FCA	NBAD	NBA	1
F15 PANEL RELAY MISC NO 7	42CH5	NBAE	NBA	1
F15 CRCT BRKR CENT INST PANEL	9913B	NBAF	NBA	1
F15 CRCT BRKR ESS BUS PNL 6L	42CCG	NBAG	NBA	A
F15 TURNING HYDRAULIC	13FBF	NBAH	NRA	1
F15 RETRACT MAIN GEAR		NBB	NB	AAAAAAAAA
F15 RETRACT NOSE GEAR		NBC	NB	AAAAAAAAA
F15 LEFT MAIN EQUIPMENT		NBD	NBB	AAAAAAAAA
F15 LG RETRACTABLE MAIN LH	13AA0	NBDA	NBD	8
F15 SWIVEL MECH LH	13AAA	NBDB	NBD	A
F15 BRACE ASSY UP DRAG MLG LH	13APO	NBDC	NBD	A
F15 DOOR MLG INBOARD LH	13AHA	NBDD	NBD	A
F15 DOOR MLG AFT LH	13AHB	NBDE	NBD	A
F15 DOOR MLG OUTBOARD LH	13AHG	NBDF	NBD	A
F15 MAIN DOOR OPE GEAR UNLCK 2		NBE	NBB	AAAAAAAAA
F15 UPLATCH MECHANISM	13AHC	NBEA	NBE	8
F15 CYL ASSY UPLTCH AND DOOR	13AHD	NBEB	NBE	8
F15 DOOR MECHANISM	13AHL	NBEC	NBE	8
F15 VALVE LINEAR DIR CONT MLG	13FBA	NBED	NBE	A
F15 VALVE RESTRICTOR MLG	13FBB	NBEE	NBE	1
F15 MAIN GEAR ROTATE EA OF 2		NBF	NBB	AAAAAAAAA
F15 CYL ASSY ACT LINEAR MLG	13ACO	NBFA	NBF	8
F15 SWITCH DOOR OPEN	13AGO	NBFB	NBF	A
F15 VALVE LINEAR DIR CONT MLG	13FBA	NBFC	NBF	A
F15 VALVE CHECK COMP MLG	13FRH	NBFD	NBF	1
F15 PANEL RELAY MISC NO 9	42CH7	NBFE	NBF	1
F15 PANEL RELAY MISC NO 10	42CH8	NBFF	NBF	1
F15 RIGHT MAIN EQUIPMENT		NBG	NBH	AAAAAAAAA
F15 MLG RETRACTABLE RH	13AEO	NBGA	NBG	8
F15 SWIVEL MECHANISM RH	13AEA	NBGB	NBG	A
F15 BRACE ASSY UP DRAG MLG RH	13AFO	NBGC	NBG	A
F15 DOOR MLG INBOARD RH	13AHE	NBGD	NBG	A
F15 DOOR MLG AFT RH	13AHF	NBGE	NBG	A
F15 DOOR MLG OUTBOARD RH	13AHH	NBGF	NBG	A
F15 DOOR CLOSE LOCK EA OF 2		NBH	NBB	AAAAAAAAA
F15 SWITCH UP LIMIT	13AGE	NBHA	NBH	A
F15 UPLATCH MECHANISM	13AHC	NBHB	NBH	8
F15 CYL ASSY UPLATCH AND DOOR	13AHD	NBHC	NBH	8
F15 DOOR MECHANISM	13AHL	NBHD	NBH	8
F15 VALVE LINEAR DIR CONT MLG	13FBA	NBHE	NBH	A
F15 PANEL RELAY MISC NO 9	42CH7	NBHF	NBH	1

PGG095.JIR1 DATE = 09/09/76

FLIGHT SAFETY PREDICTION TECHNIQUE

0000000011111111222222223333333333444444445555555555666666666677777777778  
1234567890123456789012345678901234567890123456789012345678901234567890

F15 NOSE GEAR EQUIPMENT		NBJ	NBC	AAAAAAAAA
F15 SHOCK ABSORBER DIR ACT NG	13BA0	NBJA	NBJ	8
F15 BRACE ASSY DRAG NLG	13BR0	NBJB	NBJ	A
F15 DOOR SUBASSY NLG FORWARD	13BDC	NBJC	NBJ	A
F15 DOOR NLG AFT	13BDD	NBJD	NBJ	A
F15 FWD DOOR OPE GEAR UNLOCK		NBK	NBC	AAAAAAAAA
F15 CYL ASSY LINEAR DR UPLTCH	13BDA	NBKA	NBK	8
F15 UPLATCH MECH FWD DOOR	13BDE	NBKB	NBK	8
F15 LOCK MECHANISM NLG	13BFO	NBKC	NBK	8
F15 VALVE LINEAR DIR CONT NLG	13FBD	NBKD	NBK	A
F15 VALVE RESTRICTOR CK NLG	13FBE	NBKE	NBK	1
F15 VALVE CHECK COMPENSATOR	13FBJ	NBKF	NBK	1
F15 NOSE GEAR ROTATE		NBL	NBC	AAAAAAAAA
F15 LINK DOWNLOCK	13BEA	NBLA	NBL	1
F15 CYL ASSY ACT LINEAR NLG	13RC0	NBLB	NBL	8
F15 LOCK MECHANISM NLG	13BFO	NBLC	NBL	8
F15 SWITCH DOOR OPEN	13BGC	NBLD	NBL	A
F15 VALVE LINEAR DIR CONT NLG	13FBD	NBLE	NBL	A
F15 PANEL RELAY MISC NO 9	42CH7	NBLF	NBL	1
F15 DOOR CLOSE AND LOCK		NBM	NBC	AAAAAAAAA
F15 CYL ASSY ACT LNR DR UPLTCH	13EDA	NBMA	NBM	8
F15 UPLATCH MECH FWD DOOR	13BDE	NBMB	NBM	8
F15 SWITCH NLG UP LIMIT	13EGA	NBMC	NBM	A
F15 VALVE LINEAR DIR CONT NLG	13FBD	NBMD	NBM	A
F15 VALVE RESTRICTOR CK NLG	13FBE	NBME	NBM	1
F15 PANEL RELAY MISC NO 9	42CH7	NBMF	NBM	1
F15 RETRACT INDICATION		NBN	NX	I NB 010000000
F15 SWITCH MLG DOWN LIMIT	13AGB	NBNB	NBN	1
F15 SWITCH MLG DOOR CLOSE LIM	13AGC	NBNC	NBN	A
F15 SWITCH MLG UP LIMIT	13AGE	NBNE	NBN	1
F15 SWITCH NLG UP LIMIT	13BGA	NBNF	NBN	1
F15 SWITCH NLG DOWN LIMIT	13BGB	NBNG	NBN	1
F15 SWITCH DOOR CLOSE	13BGE	NBNK	NBN	A
F15 CONTROL INDICATOR LG	13FAC	NBNL	NBN	1
F15 LAMP GEAR POSITION	13FAD	NBNM	NBN	1
F15 LAMP GEAR HANDLE	13FAE	NBNN	NBN	1
F15 SWITCH GEAR POSITION	13FAF	NBNP	NBN	A
F15 RELAY ONE OF THREE	13FAG	NBNQ	NBN	3
F15 PANEL RELAY MISC NO 7	42CH5	NBNR	NBN	A
F15 CRCT BRKR CENT INST PNL	9913B	NBNS	NBN	1
F15 CRCT BRKR ESS BUS PNL 6L	42CCG	NBNT	NBN	A
F15 ROLLING SUPPORT		NC	N	1A00000A1
F15 MLG WHEEL EA OF 2		NCA	NC	AAAAAAAAA
F15 WHEEL MLG TIRED	13AJ0	NCAA	NCA	0
F15 TIRE MLG	13AJA	NCAB	NCA	8
F15 WHEEL MLG	13AJB	NCAC	NCA	8
F15 BEARING	13AJC	NCAD	NCA	3
F15 VALVE INFLATION	13AJD	NCAE	NCA	0
F15 NLG WHEEL		NCB	NC	AAAAAAAAA
F15 WHEEL NLG TIRED	13BJ0	NCHA	NCB	0

PGG095.J1R1 DATE = 09/09/76

FLIGHT SAFETY PREDICTION TECHNIQUE

00000000011111111112222222222333333333344444444445555555555666666666677777777778  
12345678901234567890123456789012345678901234567890123456789012345678901234567890

F15 TIRE NLG	13BJA	NCBH	NCB	8
F15 WHEEL NLG	13BJB	NCBC	NCB	8
F15 BEARINGS	13BJC	NCBD	NCB	3
F15 EXT RET EFFECT AVG		ND	NAC	AAAAAAAA
F15 EXT RET EFFECT AVG		ND	NBA	AAAAAAAA
F15 EMERGENCY HYDR PRESSURE		NEB	NAW	AAAAAAAA
F15 ACCUMULATOR HYDR JFS	24DAD	NEBA	NEB	A
F15 RETRACT ATTENUATION		NX	N	11111111
F15 ESSENTIAL DIST	UAA		B	S05AAAAAAAA90
F15 ESSENTIAL PWR DISTRIBUTION	UAA		BCU	FAAAAAAAAA
F15 ESSENTIAL PWR DISTRIBUTION	UAA		BFU	FAAAAAAAAA
F15 ESSENTIAL PWR DISTRIBUTION	UAA		RNB	FAAAAAAAAA
F15 ESSENTIAL PWR DISTRIBUTION	UAA		BNC	FAAAAAAAAA
F15 ESSENTIAL PWR DISTRIBUTION	UAA		RNK	FAAAAAAAAA
F15 ESSENTIAL PWR DISTRIBUTION	UAA		BNL	FAAAAAAAAA
F15 ESSENTIAL PWR DISTRIBUTION	UAA		BRH	FAAAAAAAAA
F15 ESSENTIAL PWR DISTRIBUTION	UAA		BSR	FAAAAAAAAA
F15 ESSENTIAL PWR DISTRIBUTION	UAA		LBSW	FAAAAAAAAA
F15 ESSENTIAL PWR DISTRIBUTION	UAA		RBSW	FAAAAAAAAA
F15 ESSENTIAL PWR DISTRIBUTION	UAA		BTA	FAAAAAAAAA
F15 ESSENTIAL PWR DISTRIBUTION	UAA		BTT	FAAAAAAAAA
F15 ESSENTIAL PWR DISTRIBUTION	UAA		BTW	FAAAAAAAAA
F15 ESSENTIAL PWR DISTRIBUTION	UAA		BTZ	FAAAAAAAAA
F15 ESSENTIAL PWR DISTRIBUTION	UAA		BXC	FAAAAAAAAA
F15 ESSENTIAL PWR DISTRIBUTION	UAA		BXE	FAAAAAAAAA
F15 ESSENTIAL DIST	UAA		CAC	FAAAAAAAAA
F15 ESSENTIAL DIST	UAA		CAH	AAAAAAAA
F15 ESSENTIAL DIST	UAA		CRC	FAAAAAAAAA
F15 ESSENTIAL DIST	UAA		CBE	AAAAAAAA
F15 ESSENTIAL DIST	UAA		CRH	FAAAAAAAAA
F15 ESSENTIAL DIST	UAA		CRKC	AAAAAAAA
F15 ESSENTIAL POWER DIST	UAA		CBKD	AAAAAAAA
F15 ESSENTIAL POWER DIST	UAA		CBMC	AAAAAAAA
F15 ESSENTIAL POWER DIST	UAA		CBQC	AAAAAAAA
F15 ESSENTIAL DIST	UAA		CCA	AAAAAAAA
F15 ESSENTIAL DIST	UAA		DACB	FAAAAAAAAA
F15 ESSENTIAL DIST	UAA		DACC	AAAAAAAA
F15 ESSENTIAL DIST	UAA		FAN	AAAAAAAA
F15 ESSENTIAL DIST	UAA		EAW	FAAAAAAAAA
F15 ESSENTIAL DIST	UAA		ECR	AAAAAAAA
F15 ESSENTIAL DIST	UAA		FDC	FAAAAAAAAA
F15 ESSENTIAL DIST	UAA		EFF	AAAAAAAA
F15 ESSENTIAL DIST	UAA		EP	FAAAAAAAAA
F15 ESSENTIAL AC DC DISTRIBUT	UAA		FA	AAAAAAAA
F15 ESSENTIAL AC DC DISTRIBUT	UAA		FBB	AAAAAAAA
F15 ESSENTIAL AC DC DISTRIBUT	UAA		FCK	AAAAAAAA
F15 ESSENTIAL AC DC DISTRIBUT	UAA		FDN	AAAAAAAA
F15 ESSENTIAL AC DC DISTRIBUT	UAA		FDR	AAAAAAAA
F15 ESSENTIAL AC DC DISTRIBUT	UAA		FF	AAAAAAAA
F15 ESSENTIAL POWER DIST	UAA		FG	S11111111

PGG095.J1R1 DATE = 09/09/76

FLIGHT SAFETY PREDICTION TECHNIQUE

```
00000000111111112222222233333333444444445555555566666666777777778
123456789012345678901234567890123456789012345678901234567890123456789012345678901234567890
F15 ESSENTIAL DISTRIBUTION UAA GDC AAAAAAAAAA
F15 ESSENTIAL DISTRIBUTION UAA GFB AAAAAAAAAA
F15 ESSENTIAL DIST. UAA GHA 00000000
F15 ESSENTIAL DIST UAA MBF 00000000
F15 ESSENTIAL POWER DIST UAA MDB AAAAAAAAAA
F15 ESSENTIAL DIST UAA MJB AAAAAAAAAA
F15 ESSENTIAL DIST UAA MMD AAAAAAAAAA
F15 ESSENTIAL DIST UAA NAG AAAAAAAAAA
F15 ESSENTIAL DIST UAA NAY FAAAAAAAAA
F15 ESSENTIAL DIST UAA NBA AAAAAAAAAA
F15 ESSENTIAL DIST UAA NBN FAAAAAAAAA
F15 NON-ESSENTIAL DISTRIBUTION UAB BCD AAAAAAAAAA
F15 NON-ESSENTIAL DISTRIBUTION UAB BCNA AAAAAAAAAA
F15 NON-ESSENTIAL DISTRIBUTION UAB RCR AAAAAAAAAA
F15 NONESSENTIAL POWER DIST UAB RFB AAAAAAAAAA
F15 NON ESSENTIAL DIST UAB RRC SAAAAAAAAA
F15 NON-ESSENTIAL DISTRIBUTION UAB BRD FAAAAAAAAA
F15 NON-ESSENTIAL DISTRIBUTION UAB BRG FAAAAAAAAA
F15 NON-ESSENTIAL DISTRIBUTION UAB BRH FAAAAAAAAA
F15 NON ESSENTIAL DIST UAB BSE S00001000
F15 NON-ESSENTIAL DISTRIBUTION UAB BSG FAAAAAAAAA
F15 NON-ESSENTIAL DISTRIBUTION UAB BSK FAAAAAAAAA
F15 NON-ESSENTIAL DISTRIBUTION UAB BSP FAAAAAAAAA
F15 NONESSENTIAL POWER DIST UAB HUA AAAAAAAAAA
F15 NONESSENTIAL DIST UAB CAD AAAAAAAAAA
F15 NONESSENTIAL DIST UAB CAJ FAAAAAAAAA
F15 NON ESSENTIAL DIST UAB CBB FAAAAAAAAA
F15 NONESSENTIAL DIST UAB CBA S1111111A
F15 NONESSENTIAL DIST UAB CBD FAAAAAAAAA
F15 NONESSENTIAL DIST UAB CBF FAAAAAAAAA
F15 NONESSENTIAL DIST UAB CBG FAAAAAAAAA
F15 NONESSENTIAL DIST UAB CRKE AAAAAAAAAA
F15 NONESSENTIAL DIST UAB CBLA AAAAAAAAAA
F15 NONESSENTIAL DIST UAB CBMB S666666666
F15 NONESSENTIAL DIST UAB CRMD FAAAAAAAAA
F15 NONESSENTIAL DIST UAB CRME FAAAAAAAAA
F15 NONESSENTIAL DIST UAB CBPC AAAAAAAAAA
F15 NONESSENTIAL DIST UAB CBQE AAAAAAAAAA
F15 NONESSENTIAL DIST UAB CCA 11111111
F15 NONESSENTIAL DIST UAB DACD AAAAAAAAAA
F15 NON ESSENTIAL DIST UAB DAD AAAAAAAAAA
F15 NON ESSENTIAL DIST UAB DADE FAAAAAAAAA
F15 NONESSENTIAL DIST UAB DAEC AAAAAAAAAA
F15 NONESSENTIAL DIST UAB DBA FAAAAAAAAA
F15 NON ESSENTIAL DIST UAB DBRC AAAAAAAAAA
F15 NONESSENTIAL DIST UAB DC AAAAAAAAAA
F15 NONESSENTIAL DIST UAB DD AAAAAAAAAA
F15 NONESSENTIAL DIST UAB EAR AAAAAAAAAA
F15 NONESSENTIAL DIST UAB EAU AAAAAAAAAA
F15 NON ESSENTIAL DIST UAB EBC AAAAAAAAAA
```

PGG095.JIR1 DATE = 09/09/76

FLIGHT SAFETY PREDICTION TECHNIQUE

```

00000000111111112222222233333333444444445555555566666666777777778
1234567890123456789012345678901234567890123456789012345678901234567890
F15 NON ESSENTIAL DIST UAB FCL AAAAAAAAAA
F15 NON ESSENTIAL DIST UAB EDR AAAAAAAAAA
F15 NON ESSENTIAL DIST UAB EFB FAAAAAAAAA
F15 NON ESSENTIAL AC DC DIST UAB FBJ AAAAAAAAAA
F15 NON ESSENTIAL AC DC DIST UAB FDWA AAAAAAAAAA
F15 NON ESSENTIAL DIST UAB MCB AAAAAAAAAA
F15 NON ESSENTIAL DIST UAB MD AAAAAAAAAA
F15 NON ESSENTIAL DIST UAB MX AAAAAAAAAA
F15 NON ESSENTIAL DIST UAB MY AAAAAAAAAA
F15 NON ESSENTIAL AC DC DIST UAB UHBB 00000000
F15 26VAC DISTRIBUTION UAC BND AAAAAAAAAA
F15 26VAC DISTRIBUTION UAC BNE AAAAAAAAAA
F15 26VAC DISTRIBUTION UAC BNJ AAAAAAAAAA
F15 26VAL DISTRIBUTION UAC FCL AAAAAAAAAA
F15 26VAC DIST UAC UHAC AAAAAAAAAA
F15 26VAC DIST UAC UHBF AAAAAAAAAA
F15 26VAC DIST UAC UHCF AAAAAAAAAA
F15 TRANSFORMER 42AKF UACA UAC A
F15 NORMAL POWER SOURCES UAD UAA UDC 11111111
F15 NORMAL POWER SOURCES UAD UAB AAAAAAAAAA
F15 NORMAL POWER SOURCES UAD UAC AAAAAAAAAA
F15 CONNECTORS,ELECTRICAL 42EAA UADA UAD 1
F15 RELAY,AC PRESENT 6K-L006 42CHA UADB UAD A
F15 CKT BKR,AC PRES 6CRE011 42CCG UADC UAD A
F15 CKT BKR,EMGR GEN SOL 6CBE042CCG UADD UAD A
F15 NORMAL AC SOURCE UAF UAD AAAAAAAAAA
F15 LEFT AC SOURCE LUAF UAF KR UAF AAAAAAAAAA
F15 RIGHT AC SOURCE RUAF UAF KL UAF AAAAAAAAAA
F15 GEN,CSD ASSY 42ADD LUAF A LUAF A
F15 GEN,CSD ASSY 42ADD RUAF A RUAF A
F15 GENERATOR 42ADA LUAF B LUAF A
F15 GENERATOR 42ADA RUAF B RUAF A
F15 DRIVE 42ADB LUAF C LUAF A
F15 DRIVE 42ADB RUAF C RUAF A
F15 CONTROL UNIT 42AFD LUAF D LUAF 8
F15 CONTROL UNIT 42AFD RUAF D RUAF 8
F15 BOARD,PC1 42AFA LUAF E LUAF 8
F15 BOARD,PC1 42AFA RUAF E RUAF 8
F15 BOARD,PC2 42AFB LUAF F LUAF 8
F15 BOARD,PC2 42AFB RUAF F RUAF 8
F15 BOARD,PC3 42AFC LUAF G LUAF 8
F15 BOARD,PC3 42AFC RUAF G RUAF 8
F15 MODULE 42AFD LUAF H LUAF 8
F15 MODULE 42AFD RUAF H RUAF 8
F15 TRANSFORMER ASSY,CURRENT 42AHG LUAF J LUAF A
F15 TRANSFORMER ASSY,CURRENT 42AHG RUAF J RUAF A
F15 LIMITER,CURRENT 42AKG LUAF K LUAF A
F15 LIMITER,CURRENT 42AKG RUAF K RUAF A
F15 CONTACTOR,AC BUS 42AKA LUAF L LUAF A
F15 CONTACTOR,AC BUS 42AKA RUAF L RUAF A

```

PGG095.J1R1 DATE = 09/09/76

FLIGHT SAFETY PREDICTION TECHNIQUE

00000000111111112222222233333333444444445555555566666666777777778  
 12345678901234567890123456789012345678901234567890123456789012345678901234567890

F15	GENERATOR SWITCH	231BF	LUAFM	LUAF	A
F15	GENERATOR SWITCH	231BF	RUAFM	RUAF	A
F15	TUBING OIL,CSD,LH	42AKM	LUAFN	LUAF	5
F15	TUBING OIL,CSD,RH	42AKN	RUAFN	RUAF	5
F15	GEN OOT	CAUT LIGHT 44EAO	LUAFP	LUAF	0
F15	GEN OOT	CAUT LIGHT 44EAO	RUAFP	RUAF	0
F15	HARNESS	CAUT LIGHT 44EAA	LUAFQ	LUAF	0
F15	HARNESS	CAUT LIGHT 44EAA	RUAFQ	RUAF	0
F15	LOGIC UNIT	CAUT LIGHT 44ECO	LUAFR	LUAF	0
F15	LOGIC UNIT	CAUT LIGHT 44ECO	RUAFR	RUAF	0
F15	BOARD ASSY	CAUT LIGHT 44ECA	LUAFS	LUAF	0
F15	BOARD ASSY	CAUT LIGHT 44ECA	RUAFS	RUAF	0
F15	BOARD ASSY	CAUT LIGHT 44ECB	LUAFU	LUAF	0
F15	BOARD ASSY	CAUT LIGHT 44ECB	RUAFU	RUAF	0
F15	BOARD ASSY	CAUT LIGHT 44ECC	LUAFV	LUAF	0
F15	BOARD ASSY	CAUT LIGHT 44ECC	RUAFV	RUAF	0
F15	PWR SUP	CAUT LIGHT 44ECE	LUAFW	LUAF	0
F15	PWR SUP	CAUT LIGHT 44ECE	RUAFW	RUAF	0
F15	PWR SUP	CAUT LIGHT 44ECF	LUAFX	LUAF	0
F15	PWR SUP	CAUT LIGHT 44ECF	RUAFX	RUAF	0
F15	WIRE BUNDLE	CAUT LIGHT 44EDD	LUAFY	LUAF	0
F15	WIRE BUNDLE	CAUT LIGHT 44EDD	RUAFY	RUAF	0
F15	VALVE,TEMP REG,CSD	24EAB	LUAFZ	LUAF	2
F15	VALVE,TEMP REG CSD	24EAB	RUAFZ	RUAF	2
F15	GROUND AC SOURCE		UAG	UAE	00000000
F15	MONITOR UNIT	42BAO	UAGA	UAG	8
F15	RECEPTACLE	42BPA	UAGB	UAG	5
F15	CONTACTOR	42BEB	UAGC	UAG	A
F15	NORMAL DC SOURCE		UDA	UAD	AAAAAAAAA
F15	LEFT TR SOURCE		LUDB	UDA	KRUDB AAAAAAAAAA
F15	RIGHT TR SOURCE		RUDB	UDA	KLUDB AAAAAAAAAA
F15	TRANS RECT	42DRC	LUDBA	LUDB	A
F15	TRANS RECT	42DEO	RUDBA	RUDB	A
F15	CONTACTOR	42DCA	LUDBB	LUDB	A
F15	CONTACTOR	42DCA	RUDBB	RUDB	A
F15	LIMITER,CURRENT	42DCC	LUDBC	LUDB	A
F15	LIMITER,CURRENT	42DCC	RUDBC	RUDB	A
F15	CKT BKR LEFT TR 3CBEO07	42CCA	LUDBD	LUDB	A
F15	CKT BKRE RT TR 3CBFO13	42CDA	RUDBD	RUDB	A
F15	CKT BKR LEFT TR 3CBEO08	42CCA	LUDBE	LUDB	A
F15	CKT BKR RT TR 3CBFO14	42CDA	RUDBE	RUDB	A
F15	CKT BKR LEFT TR 3CBEO09	42CCA	LUDBF	LUDB	A
F15	CKT BKR RT TR 3CBFO15	42CDA	RUDBF	RUDB	A
F15	EMERGENCY POWER SOURCE		UDC	UAA	K UAD AAAAAAAAAA
F15	CONNECTORS,ELECTRICAL	42EAA	UDCA	UDC	1
F15	CONTACTOR	42FDD	UDCB	UDC	A
F15	CONTACTOR,ELECTRICAL	42FDM	UDCC	UDC	A
F15	MOTOR GEN,HYD	42FEO	UDCD	UDC	A

PGG095.J1R1 DATE = 09/09/76

FLIGHT SAFETY PREDICTION TECHNIQUE

00000000111111112222222222333333333344444444445555555555666666666677777777778  
12345678901234567890123456789012345678901234567890123456789012345678901234567890

F15	GENERATOR	42FFA	UDCE	UDC	A	
F15	MOTOR	42FEB	UDCF	UDC	A	
F15	CONTROL, MOTOR GEN	42FFC	UDCG	UDC	8	
F15	BOARD, PC A1	42FFA	UDCH	UDC	8	
F15	BOARD, PC A2	42FFB	UDCJ	UDC	8	
F15	BASE SUB ASSY	42FFC	UDCK	UDC	8	
F15	CONTROL SWITCH	231BF	UDCL	UDC	A	
F15	VALVE, EMER GEN, STAB SEL	14AFB	UDCM	UDC	5	
F15	EMER GEN STATUS		UDD	UDC		00000000
F15	GEN ON CAUTION LIGHT	44EAO	UDDA	UDD	A	
F15	HARNESS ASSY	44EAA	UDDB	UDD	8	
F15	LOGIC UNIT	44ECO	UDDC	UDD	8	
F15	BOARD ASSY	44ECA	UDDD	UDD	8	
F15	BOARD ASSY	44ECB	UDD E	UDD	8	
F15	BOARD ASSY	44ECC	UDDF	UDD	8	
F15	PWR SUPPLY	44ECD	UDDG	UDD	8	
F15	PWR SUPPLY	44ECE	UDDH	UDD	8	
F15	CABLE ASSY	44ECF	UDDJ	UDD	8	
F15	WIRE BUNDLE	44EDD	UDDK	UDD	8	
F15	CKT BKR LT RESET 6CR0010	42CCG	UDDL	UDD	A	
F15	PCIA HYD DISTRIBUTION		UHAA	RFCJ	RFCJ	11111111
F15	TUBING HYDRAULIC	45AAC	UHAAA	UHAA	5	
F15	PCIB HYD DISTRIBUTION		UHAB	LFAF	UHBA	11111111
F15	PCIB HYD DISTRIBUTION		UHAB	LFCJ	UHBR	11111111
F15	TUBING HYDRAULIC	45AAC	UHABA	UHAB	5	
F15	PRESS SENSING INDICATION		UHAC	UHAG	I UHAF	11111111
F15	INDICATOR HYD PRESS	45AAK	UHACA	UHAC	1	
F15	SWITCH PRESS MANIFOLD	45AFC	UHACB	UHAC	1	
F15	TRANSMITTER PRESS GAUGE	45ABD	UHACC	UHAC	1	
F15	INDICATOR TEMP VOL	45ADD	UHACD	UHAC	0	
F15	LOGIC UNIT CAUTION LITE	44ECC	UHACE	UHAC	1	
F15	PANEL CKT BKR GRD SW RH	42CFE	UHACF	UHAC	1	
F15	DISPLAY UNIT CAUTION LITE	44EAO	UHACG	UHAC	1	
F15	HYDRAULIC COOLING		UHAD	UHAG		00000000
F15	VALVE TEMP REGULATING	45AAF	UHADA	UHAD	A	
F15	HEAT EXCHANGER FUEL/OIL	46ADE	UHADB	UHAD	A	
F15	HYDRAULIC FILTERING		UHAE	UHAG		11111111
F15	FILTER ELEMENT RETURN	45ABA	UHAEA	UHAE	1	
F15	FILTER ELEMENT PRESSURE	45ARJ	UHAEB	UHAF	1	
F15	HYDRAULIC PRESS GENERATION		UHAF	UHAG		AAAAAAAA
F15	PUMP ASSY AXIAL VARIABLE	45AEO	UHAF A	UHAF	8	
F15	MANIFOLD HYD	45AEB	UHAFB	UHAF	1	
F15	PUMP HYDRAULIC PCI	45AFC	UHAF C	UHAF	A	
F15	PCI HYD PRESS AND SUPPLY		UHAG	FXX	K UHCC	AAAAAAAAAA
F15	PCI HYD PRESS AND SUPPLY		UHAG	UHAA		AAAAAAAAAA
F15	PCI HYD PRESS AND SUPPLY		UHAG	UHAB		AAAAAAAAAA
F15	RESERVOIR HYD	45AIC	UHAGA	UHAG	8	
F15	CYLINDER RESERVOIR	45ADF	UHAGB	UHAG	5	
F15	COUPLING HALF QUICK CON	45AAF	UHAGC	UHAG	1	
F15	MANIFOLD HYD SYSTEM ACC	45ARC	UHAGD	UHAG	8	

000000001111111122222222333333333344444444445555555555666666666677777777778	1234567890123456789012345678901234567890123456789012345678901234567890				
F15 VALVE CHECK	45AFB	UHAGE	UHAG		1
F15 VALVE RELIEF	45ARE	UHAGF	UHAG		1
F15 MANIFOLD	45AFK	UHAGG	UHAG		1
F15 UTILITY A DIST		UHBA	RCD		SAAAAAAAAA
F15 UTILITY "A" DISTRIBUTION		UHBA	BCE		FAAAAAAAAA
F15 UTILITY "A" DISTRIBUTION		UHBA	BCH		FAAAAAAAAA
F15 UTILITY A DIST		UHBA	BTA		SAAAAAAAAA
F15 UTILITY "A" DISTRIBUTION		UHBA	BTC		FAAAAAAAAA
F15 UTILITY "A" DISTRIBUTION		UHBA	BTE		FAAAAAAAAA
F15 UTILITY A HYD DIST		UHBA	EPF		AAAAAAAAAA
F15 UTILITY A DISTRIBUTION		UHBA	LFAF	K UHAB	AAAAAAAAAA
F15 UTILITY A DISTRIBUTION		UHBA	FDWA		AAAAAAAAAA
F15 UTILITY A DISTRIBUTION		UHBA	FFB		AAAAAAAAAA
F15 UTILITY HYDA		UHBA	GDB		AAAAAAAAAA
F15 UTIL HYD A		UHBA	GFB		AAAAAAAAAA
F15 UTILITY A HYD DIST		UHBA	MDR		AAAAAAAAAA
F15 UTILITY A DIST		UHBA	ND		55555555
F15 TUBING HYDRAULIC	45CAC	UHBA	UHBA		5
F15 UTILITY NON RLS DIST CONT		UHBB	LFCJ	K UHAB	AAAAAAAAAA
F15 UTILITY NON RLS DIST CONT		UHBB	RFCJ	K UHCB	AAAAAAAAAA
F15 UTILITY NON RLS DIST		UHBB	UDC		AAAAAAAAAA
F15 TUBING HYDRAULIC	45CAC	UHBA	UHBB		5
F15 VALVE LIN DIRECT CONT EMER	14AFB	UHBB	UHBB		A
F15 SWITCH PRESSURE RESERVOIR	45ADF	UHBB	UHBB		A
F15 PANEL CKT BKR NO 1 IOR	42CDA	UHBB	UHBB		A
F15 SWITCH, PRESS REG	45BFE	UHBF	UHBB		A
F15 UTILITY B DIST		UHBC	PCD		SAAAAAAAAA
F15 UTILITY B DIST		UHBC	BCE		FAAAAAAAAA
F15 UTILITY B DIST		UHBC	BCH		FAAAAAAAAA
F15 UTILITY B DISTRIBUTION		UHBC	RFAF	K UHCB	AAAAAAAAAA
F15 UTILITY HYD B		UHBC	GHC		AAAAAAAAAA
F15 UTILITY B HYD DIST		UHBC	MGR		AAAAAAAAAA
F15 TUBING HYDRAULIC	45CAC	UHRC	UHRC		5
F15 HYDRAULIC COOLING		UHBD	UHBB		00000000
F15 VALVE TEMP REGULATING	45CAL	UHBA	UHBD		A
F15 HEAT EXCHANGER FUEL/OIL	46ADE	UHBD	UHBD		A
F15 HYDRAULIC FILTERING		UHBE	UHBB		11111111
F15 FILTER ELEMENT PRESSURE	45CDA	UHBE	UHBE		1
F15 FILTER ELEMENT RETURN	45CDC	UHBE	UHBE		1
F15 PRESS SENSING INDICATION		UHBF	UHBB	I UHBB	11111111
F15 INDICATOR HYD PRESSURE	45CAN	UHBA	UHBF		1
F15 SWITCH PRESS MANIFOLD 2EA	45CDH	UHBF	UHBF		1
F15 TRANSMITTER PRESS GAUGE	45CDE	UHBF	UHBF		1
F15 INDICATOR TEMP VOLUME	45CFD	UHBF	UHBF		1
F15 DISPLAY UNIT CAUTION LITE	45EAO	UHBF	UHBF		1
F15 LOGIC UNIT CAUTION LITE	44ECO	UHBF	UHBF		1
F15 PANEL CKT BKR GRD SW RN	42CFB	UHBF	UHBF		1
F15 HYD PRESS GENERATION		UHBB	UHBB		AAAAAAAAAA
F15 LEFT HYD PRESS GENERATION		LUHBB	UHBB	KRUHBB	AAAAAAAAAA
F15 RIGHT HYD PRESS GENERATION		RUHBB	UHBB	KLUHBB	AAAAAAAAAA

PG095.J1R1 DATE = 09/09/76

FLIGHT SAFETY PREDICTION TECHNIQUE

000000001111111122222222333333333344444444445555555555666666666677777777778  
12345678901234567890123456789012345678901234567890123456789012345678901234567890

F15	PUMP ASSY	45CRO	LUHBGA	LUHBG	A
F15	PUMP ASSY	45CRO	RUHBGA	RUHBG	A
F15	MANIFOLD HYD	45CBB	UHBGB	UHBG	1
F15	PUMP HYD UTILITY	45CBC	LUHBGC	LUHBG	A
F15	PUMP HYD UTILITY	45CBC	RUHBGC	RUHBG	A
F15	UTILITY PRESS AND SUPPLY		UHBH	BCD	SAAAAAAAAA
F15	UTILITY PRESS AND SUPPLY		UHBH	RTA	SAAAAAAAAA
F15	UTILITY PRESS AND SUPPLY		UHBH	FPF	SAAAAAAAAA
F15	UTILITY PRESS AND SUPPLY		UHBH	F	K FXX SOAAAAAAAA
F15	UTILITY PRESS AND SUPPLY		UHBH	GDB	SAAAAAAAAA
F15	UTILITY PRESS AND SUPPLY		UHBH	GER	SAAAAAAAAA
F15	UTILITY PRESS AND SUPPLY		UHBH	GHC	SAAAAAAAAA
F15	UTILITY PRESS AND SUPPLY		UHBH	MDR	SAAAAAAAAA
F15	UTIL PRESS AND SUPPLY		UHBH	MGB	SAAAAAAAAA
F15	UTILITY PRESSURIZATION SUPP		UHBH	ND	S555555555
F15	UTILITY PRESS AND SUPPLY		UHBH	UDC	SAAAAAAAAA
F15	UTILITY PRESS AND SUPPLY		UHBH	UHBA	FAAAAAAAAA
F15	UTILITY PRESS AND SUPPLY		UHBH	UHBB	FAAAAAAAAA
F15	UTILITY PRESS AND SUPPLY		UHBH	UHBC	FAAAAAAAAA
F15	RESERVOIR HYD UTILITY	45CFO	UHBHA	UHBH	8
F15	CYLINDER RESERVOIR	45CFF	UHRHB	UHBH	5
F15	COUPLING HALF QUICK CON	45CAE	UHBHC	UHBH	1
F15	MANIFOLD HYD SYSTEM ACC	45CDO	UHBHD	UHBH	8
F15	VALVE CHECK	45CDG	UHBHE	UHBH	1
F15	VALVE RELIEF	45CDD	UHBHF	UHBH	1
F15	MANIFOLD	45CDK	UHBHG	UHBH	1
F15	PCZA HYD DISTRIBUTION		UHCA	L FCD	LFCJ 11111111
F15	PCZA HYD DISTRIBUTION		UHCA	FDWB	AAAAAAAAAA
F15	TUBING HYDRAULIC	45BAE	UHCAA	UHCA	5
F15	PCZB HYD DISTRIBUTION		UHCB	RFAF	UHBC 11111111
F15	PCZB HYD DISTRIBUTION		UHCB	RFCJ	UHBB 11111111
F15	TUBING HYDRAULIC	45BAE	UHCB	UHCB	5
F15	PCZ HYD PRESS AND SUPPLY		UHCC	FXX	K UHAG SAAAAAAAAA
F15	PCZ HYD PRESS AND SUPPLY		UHCC	UHCA	FAAAAAAAAA
F15	PCZ HYD PRESS AND SUPPLY		UHCC	UHCB	FAAAAAAAAA
F15	RESERVOIR HYD PCZ	45BFO	UHCCA	UHCC	8
F15	CYLINDER RESERVOIR	45BFF	UHCCB	UHCC	5
F15	COUPLING HALF QUICK CONN	45BAC	UHCCC	UHCC	1
F15	MANIFOLD HYD SYSTEM ACC	45BBO	UHCCD	UHCC	8
F15	VALVE CHECK	45BBB	UHCC E	UHCC	1
F15	VALVE RELIEF	45BBE	UHCC F	UHCC	1
F15	MANIFOLD	45BBK	UHCC G	UHCC	1
F15	HYDRAULIC FILTERING		UHCD	UHCC	11111111
F15	FILTER ELEMENT RETURN	45BEA	UHCD A	UHCD	1
F15	FILTER ELEMENT PRESSURE	45BBJ	UHCD B	UHCD	1
F15	HYDRAULIC COOLING		UHCE	UHCC	00000000
F15	VALVE TEMP REGULATING	45RAF	UHCE A	UHCE	A
F15	HEAT EXCHANGER FUEL/OIL	46ADE	UHCE B	UHCE	A
F15	PRESS SENSING INDICATION		UHCF	UHCC	I UHCG 11111111
F15	INDCATOR HYD PRESSURE	45BAK	UHCF A	UHCF	1

PCGD95.JIR1 DATE = 09/09/76

FLIGHT SAFETY PREDICTION TECHNIQUE

0000000011111111112222222223333333334444444445555555556666666667777777778  
1234567890123456789012345678901234567890123456789012345678901234567890

F15	SWITCH PRESS MANIFOLD	45BBC	UHCFB	UHCF	1
F15	TRANSMITTER PRESS GAUGE	45BBD	UHCFC	UHCF	1
F15	INDICATOR TEMP VOLUME	45BFU	UHCFD	UHCF	0
F15	LOGIC UNIT CAUTION LITE	44ECO	UHCFE	UHCF	1
F15	PANEL CKT BKR NO 1 10R	42CDA	UHCFG	UHCF	1
F15	PANEL CKT BKR GRD SW RH	42CFB	UHCFH	UHCF	1
F15	CAUT LIGHT DISPLAY PANEL	44EAG	UHCFJ	UHCF	1
F15	HYDRAULIC PRESS GENERATION		UHCG	UHCC	AAAAAAAAA
F15	PUMP ASSY AXIAL VARIABLE	45PEO	UHCGA	UHCG	8
F15	MANIFOLD HYD	45PEB	UHCGB	UHCG	1
F15	PUMP HYDRAULIC PCZ	45BEC	UHCGC	UHCG	A

CARD COUNT IS 00004360. CARDS WITH ERRORS 0000000