

AD-A056 043

ARMY ARMAMENT RESEARCH AND DEVELOPMENT COMMAND ABERD--ETC F/G 19/1
EFFECT OF IGNITER GASES ON WEAR-REDUCING ADDITIVE IN THE 155MM --ETC(U)
APR 78 J R WARD, K J WHITE

UNCLASSIFIED

ARBRL-MR-02833

SBIE-AD-E430 052

NL

1 OF 1
ADA
056043



END
DATE
FILMED
8 -78
DDC

AD A 056043

12

LEVEL II

AD-E430 052

MEMORANDUM REPORT ARBRL-MR-02833

EFFECT OF IGNITER GASES ON WEAR-REDUCING
ADDITIVE IN THE 155mm XM201E2 PROPELLING CHARGE

J. Richard Ward
Kevin J. White

AD No. FILE COPY
DDC

April 1978

DDC
RECEIVED
JUL 20 1978
B



US ARMY ARMAMENT RESEARCH AND DEVELOPMENT COMMAND
BALLISTIC RESEARCH LABORATORY
ABERDEEN PROVING GROUND, MARYLAND

Approved for public release; distribution unlimited.

78 06 19 147

Destroy this report when it is no longer needed.
Do not return it to the originator.

Secondary distribution of this report by originating
or sponsoring activity is prohibited.

Additional copies of this report may be obtained
from the National Technical Information Service,
U.S. Department of Commerce, Springfield, Virginia
22161.

The findings in this report are not to be construed as
an official Department of the Army position, unless
so designated by other authorized documents.

*The use of trade names or manufacturers' names in this report
does not constitute indorsement of any commercial product.*

Unclassified

SECURITY CLASSIFICATION OF THIS PAGE (When Data Entered)

REPORT DOCUMENTATION PAGE		READ INSTRUCTIONS BEFORE COMPLETING FORM
1. REPORT NUMBER MEMORANDUM REPORT ARBRL-MR-02833	2. GOVT ACCESSION NO.	3. RECIPIENT'S CATALOG NUMBER
4. TITLE (and Subtitle) Effect of Igniter Gases on Wear-Reducing Additive in the 155mm XM201E2 Propelling Charge.	5. TYPE OF REPORT & PERIOD COVERED	
6. PERFORMING ORG. REPORT NUMBER		7. AUTHOR(s) J. Richard Ward Kevin J. White
8. CONTRACT OR GRANT NUMBER(s)		9. PERFORMING ORGANIZATION NAME AND ADDRESS USA Ballistic Research Laboratory ATTN: DRDAR-BLP Aberdeen Proving Ground, MD 21005
10. PROGRAM ELEMENT, PROJECT, TASK AREA & WORK UNIT NUMBERS RDT&E 1L662618AH80		11. CONTROLLING OFFICE NAME AND ADDRESS USA Armament Research & Development Command USA Ballistic Research Laboratory ATTN: DRDAR-BL Aberdeen Proving Ground, MD 21005
12. REPORT DATE APR 1978		13. NUMBER OF PAGES 20
14. MONITORING AGENCY NAME & ADDRESS (if different from Controlling Office)		15. SECURITY CLASS. (of this report) Unclassified
16. DISTRIBUTION STATEMENT (of this Report) Approved for public release; distribution unlimited.		
17. DISTRIBUTION STATEMENT (of the abstract entered in Block 20, if different from Report) SBIE AD-E43P 052		
18. SUPPLEMENTARY NOTES		
19. KEY WORDS (Continue on reverse side if necessary and identify by block number) XM201E2 Base-Ignited Clean Burning Igniter Erosion Black-Powder Igniter 155mm Howitzer Charges		
20. ABSTRACT (Continue on reverse side if necessary and identify by block number) (meg) The wear-reducing liner in the base-ignited XM201E2 charge failed to reduce the erosivity of the XM201E2 charge. When the clean-burning igniter (CBI) in the XM201E2 charge was replaced by black powder, the barrel life of 155mm howitzers firing the modified XM201E2 charge increased to 3,500 rounds from 1,000 rounds with CBI. Considerable gun barrel heating by igniter gases was observed during experiments conducted to ascertain why the wear rate of cannon firing (Cont'd)		

DD FORM 1 JAN 73 1473 EDITION OF 1 NOV 65 IS OBSOLETE

Unclassified

SECURITY CLASSIFICATION OF THIS PAGE (When Data Entered)

393 471

Unclassified

SECURITY CLASSIFICATION OF THIS PAGE(When Data Entered)

20. Abstract (Cont'd)

XM201E2 charges was unexpectedly high. One explanation for the failure of the TiO₂/wax additive with CBI might be physical changes in the liner during the preheating stage before the propellant ignited. To test this hypothesis, XM201E2 charges were loaded with inert propellant and fired in a closed chamber simulating the chamber configurations of the M185 and M199 howitzers. Examination after firing with each igniter showed no physical damage to the TiO₂/wax liner.

It was also noted that the black-powder ignited XM201E2 charge moved 5 cm closer to the projectile base during igniter functioning, while the CBI-ignited charge moved 2.5 cm. Whether this movement is important regarding additive effectiveness cannot be ascertained from this experiment. ↑

Unclassified

SECURITY CLASSIFICATION OF THIS PAGE(When Data Entered)

TABLE OF CONTENTS

	<u>Page</u>
LIST OF FIGURES	5
I. INTRODUCTION.	7
II. EXPERIMENTAL.	8
III. RESULTS AND DISCUSSION.	9
IV. CONCLUSIONS	9
REFERENCES.	16
DISTRIBUTION LIST	17

ACCESSION for	
NTIS	Write Section <input checked="" type="checkbox"/>
DDC	Diff Section <input type="checkbox"/>
UNANNOUNCED	<input type="checkbox"/>
JUSTIFICATION _____	
BY _____	
DISTRIBUTION/AVAILABILITY CODES	
Dist. <input type="checkbox"/> ALL and/or SPECIAL	
A	

78 06 19 147

LIST OF FIGURES

<u>Figure</u>		<u>Page</u>
1	Zone 7 Increment TiO ₂ /wax Liner Before Firing (top), Exposed to Clean-Burning Igniter (middle), Exposed to Black Powder (bottom).	10
2	Pressure vs Time - CBI Test 1	11
3	Pressure vs Time - CBI Test 2	12
4	Pressure vs Time - BP Igniter	13
5	XM201E2 Charge After Ignition With Clean Burning Igniter.	14
6	XM201E2 Charge After Ignition With Black Powder	15

I. INTRODUCTION

The XM201E2 is a 155mm propelling charge that was designed to fire zones 6 and 7 from the new extended-range self-propelled and towed howitzers. The XM201E2 charge was developed to replace the M119 propelling charge which fires only zone 7. A comparison between the two propelling charges is listed in Table I. The two chief differences are the propellant choice and the ignition mode. The XM201E2 charge uses triple-base M30A1 propellant which has higher impetus than the single-base M6 propellant in the M119 charge. Less propellant is needed for comparable performance with the use of the higher-impetus M30A1; this also allowed the charge designer sufficient free volume in the chamber to eliminate placing a center-core igniter in the XM201E2 charge. This makes the XM201E2 charge easier to load, pack, and assemble so that the XM201E2 charge costs twelve dollars less to produce. The only performance penalty is the higher erosivity of the M30A1 propellant. To offset this, a TiO_2 /wax liner was included in the XM201E2 propelling charge, so that cannons firing the XM201E2 charge would achieve the same 5,000 round useful life as when firing the M119 charge.

TABLE I. PHYSICAL COMPARISON OF THE XM201E2 AND THE M119 CHARGES

	<u>M119</u>	<u>XM201E2</u>
Charge Diameter, cm	15.8 (16.5 max)	12.7 (13.0 max)
Charge Length, cm	63.5 (66.0 max)	74.9
Igniter	Centercore	Base
Propellant	M6	M30A1
Propellant Flame Temperature, K	2570	3007
Propellant Weight, kg	9.30	7.80
Wear-Reducing Jacket, g	None	27 (TiO_2 /wax)

The XM201E2 failed to meet the 5,000 round requirement¹. The tube life was only 1,000 rounds. This was startling since the zone 8, M203 charge, contained 2.1 kg more M30 propellant than the XM201E2 charge, yet eroded 155mm cannons slower than did the XM201E2 charge². This suggested that the wear-reducing additive in the XM201E2 charge was ineffective. This was confirmed using newly-developed techniques to assess the effectiveness of wear-reducing additives in a few shots by measuring heat input to the barrel or the erosion rate of metal inserts^{3,4}.

1. J.A. Demaree, "155mm M185 Tube Wear Test of Charge Propelling XM201", Jefferson Proving Ground Test Report No. JPG-76-601, June 76.
2. YPG Firing Report 13703, 15 Mar 77.
3. J.R. Ward and T.L. Brosseau, "Effect of Wear-Reducing Additives on Heat Transfer into the 155mm M185 Cannon", BRL MR No. 2730, Feb 77. (AD #A037374)
4. F.A. Varssallo, "An Evaluation of Heat Transfer and Erosion in the 155mm M185 Cannon", Calspan Technical Report No. VL-5337-D-1, Jul 76.

It was further demonstrated that the TiO_2 /wax additive was effective when the ignition delay of the XM201E2 charge was shortened by replacing the clean-burning igniter with some black powder. Full-scale wear tests confirmed these conclusions^{5,6}, although the wear life from firing the redesigned XM201E2 charge still failed to reach the required 5,000 rounds which led to failure of the XM201E2 charge to reach type-classification.

During the screening tests, it was observed that the barrel was heated by the igniter gases. This "pre-heating" was considerably smaller when the ignition delay was shortened with black powder. One explanation for the failure of the TiO_2 /wax additive to reduce erosion with the clean-burning igniter could be physical degradation of the liner during the pre-heating phase. In order to test this possibility, inert-loaded XM201E2 charges were fired with clean-burning and black powder igniters in a closed chamber simulating the chamber of a 155mm howitzer.

II. EXPERIMENTAL

The M30A1 propellant in three XM201E2 charges was replaced with an equivalent mass of inert propellant. An 85 g black powder igniter from an M4A1 charge replaced the 71 g clean-burning igniter on one of the three inert loaded charges.

The inert charges were fired in a closed chamber with dimensions closely conforming to the chamber dimensions in the actual howitzer. An earlier report describes the laboratory simulator in detail⁷. Kistler 601B gauges measured the pressure produced in the chamber by the igniter gases.

After firing the igniter, the distance the propelling charge moved from the initial 2.5 cm stand-off was recorded. The charge was removed from the laboratory simulator and inspected.

5. P.V. Tague, "DTII of the XM198, 155mm Howitzer - XM199E9 Tube Wear Investigation", Yuma Proving Ground Firing Report No. 13702, 1976.
6. M. Kahn, "First Letter Report of Development Test II: Wear Phase of Propelling Charge, 155mm XM201E5, TECOM Project No. 2-MU-004-201-008", Materiel Testing Directorate, Aberdeen Proving Ground, Maryland, Jul 77.
7. K.J. White, R.A. Hartman, I.W. May, and J.R. Kelso, "Experimental Investigation of Ignition Train Systems for Bagged Charges", 14th JANNAF Combustion Meeting, Colorado Springs, CO, Aug 77.

III. RESULTS AND DISCUSSION

Figure 1 compares the TiO_2 /wax liner taken from the zone 7 increment after firing with a liner taken from an XM201E2 charge prior to firing. Clearly, the igniter gases from either the clean-burning igniter or the black powder do not melt or damage the TiO_2 /wax liner in any fashion. The liner from the clean-burning ignited charge looks even more like the original TiO_2 /wax liner than the liner from the black-powder ignited charge. This experiment shows that the "pre-heating" seen in the earlier tests with thermocouples mounted in the barrel does not damage the TiO_2 /wax liner in the standard XM201E2 charge which might have accounted for the failure of the TiO_2 /wax liner to exert influence on the erosivity of the propellant gases. These results do point to the complex hydrodynamics controlling the action of the wear-reducing liner, since the longer ignition delay of the clean-burning igniter somehow leads to failure of the liner to reduce erosion.

The effect of the black powder on ignition delay is evident in the time to peak chamber pressure given below:

<u>Igniter</u>	<u>P_{max}, MPa</u>	<u>Time to P_{max}, ms</u>
CBI - Test 1	2.9	140
CBI - Test 2	2.6	180
BP	1.8	64

Figures 2 through 4 depict the pressure vs time for each charge fired.

It was also noted the charge ignited with black powder moved 5 cm closer to the end of the chamber corresponding to the projectile. The charges ignited with the clean-burning igniter moved only 2.5 cm closer to the end where the projectile would have been located. Whether this difference contributes to the black-powder ignited charge's lower erosion rate cannot be inferred from this experiment.

Figure 5 and 6 depict the inert-loaded charges after igniter firing. The zone 7 increment from the black-powder ignited charge had been removed for inspection prior to making the photograph.

IV. CONCLUSIONS

1. The TiO_2 /wax liner in the XM201E2 is not affected during ignition. The failure of the TiO_2 /wax liner to exert any influence on the erosivity of the XM201E2 charge must be ascribed to something other than liner degradation before the propellant ignites.
2. The inert-loaded XM201E2 charge moved 5 cm towards the projectile base and 2.5 cm toward the projectile base when fired with black powder and clean-burning igniters, respectively.




Figure 1. Zone 7 Increment TiO₂/wax Liner Before Firing (top), Exposed to Clean-Burning Igniter (middle), Exposed to Black Powder (bottom).

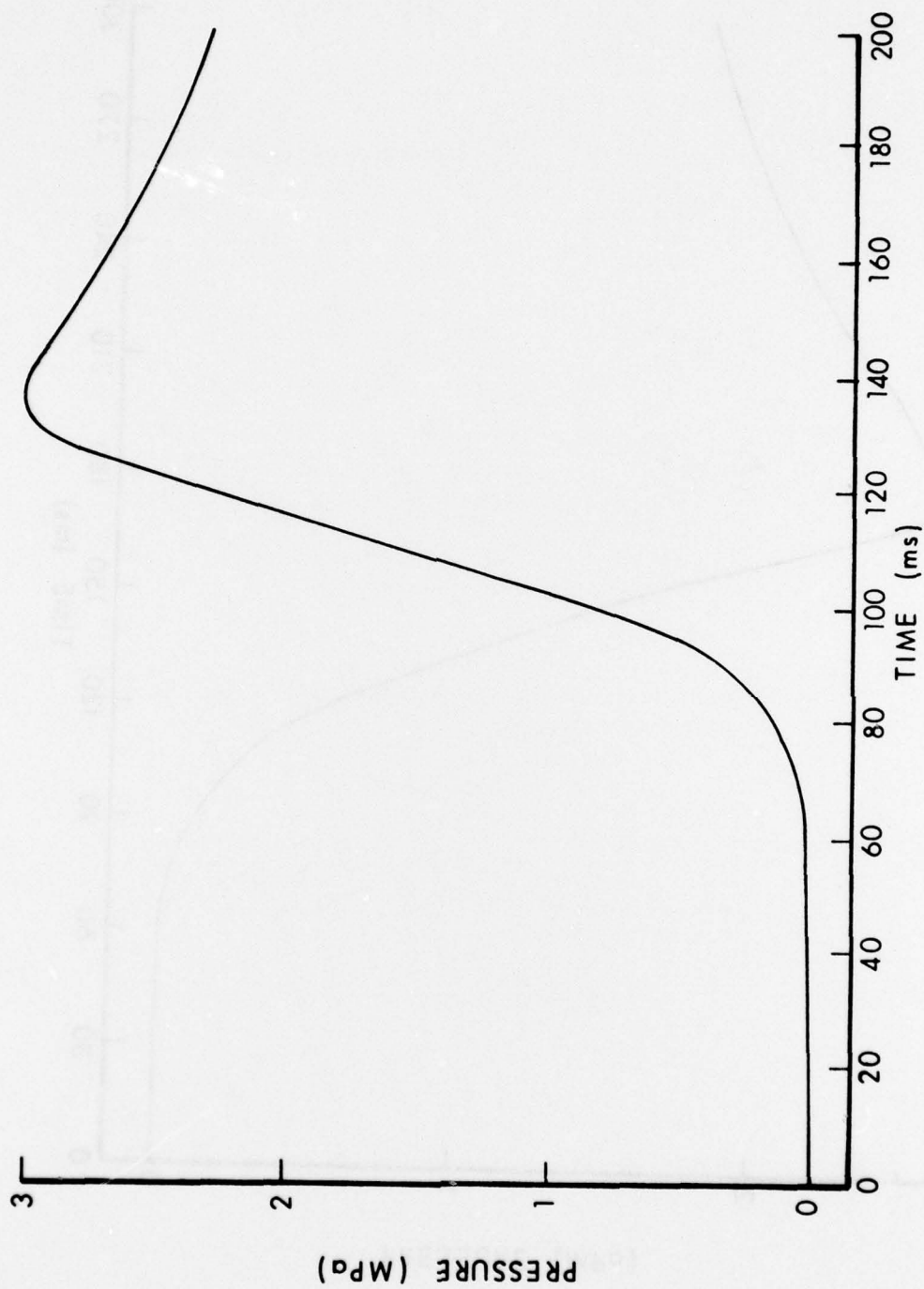


Figure 2. Pressure vs Time - CBI Test 1

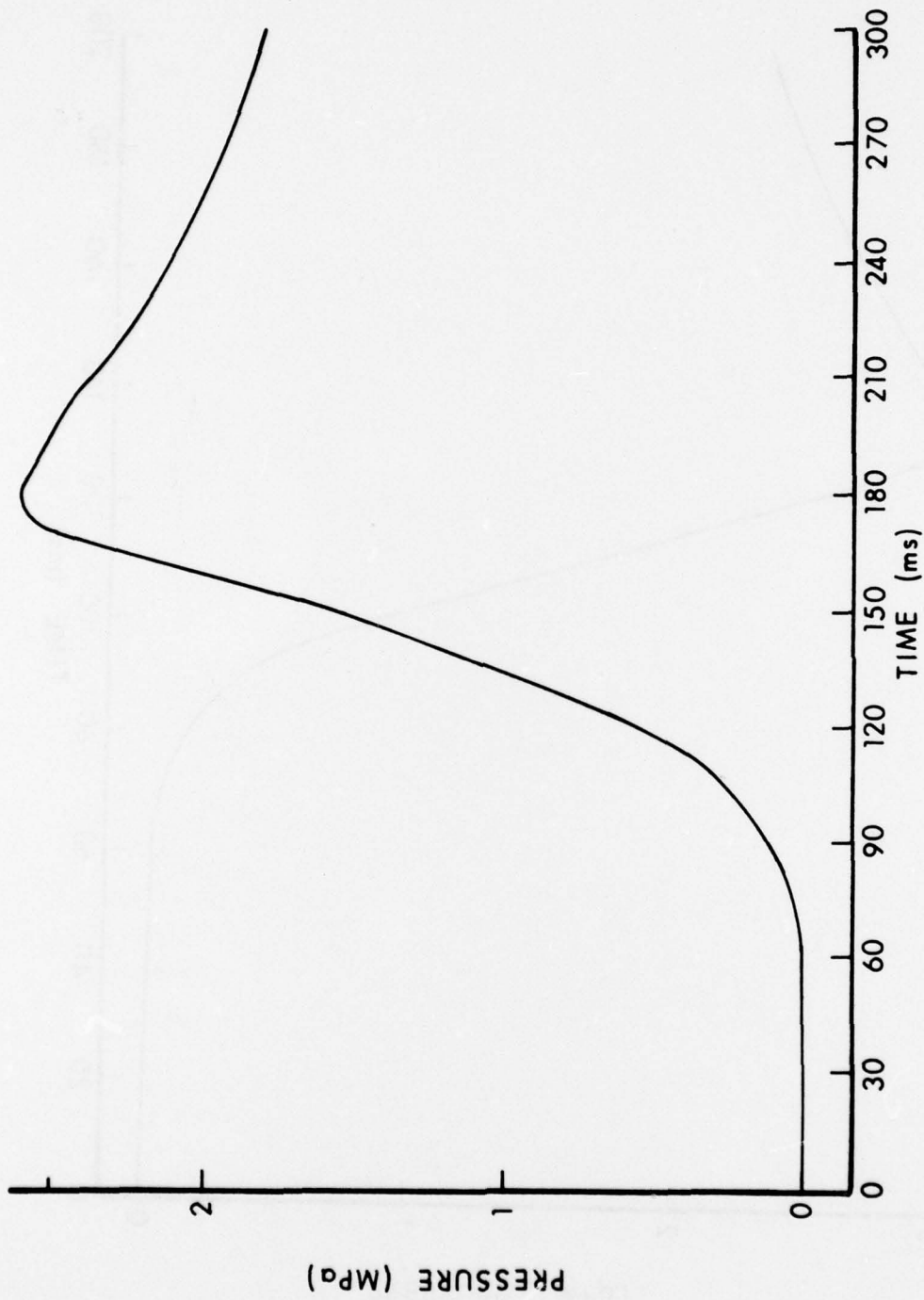


Figure 5. Pressure vs Time - CBI Test 2

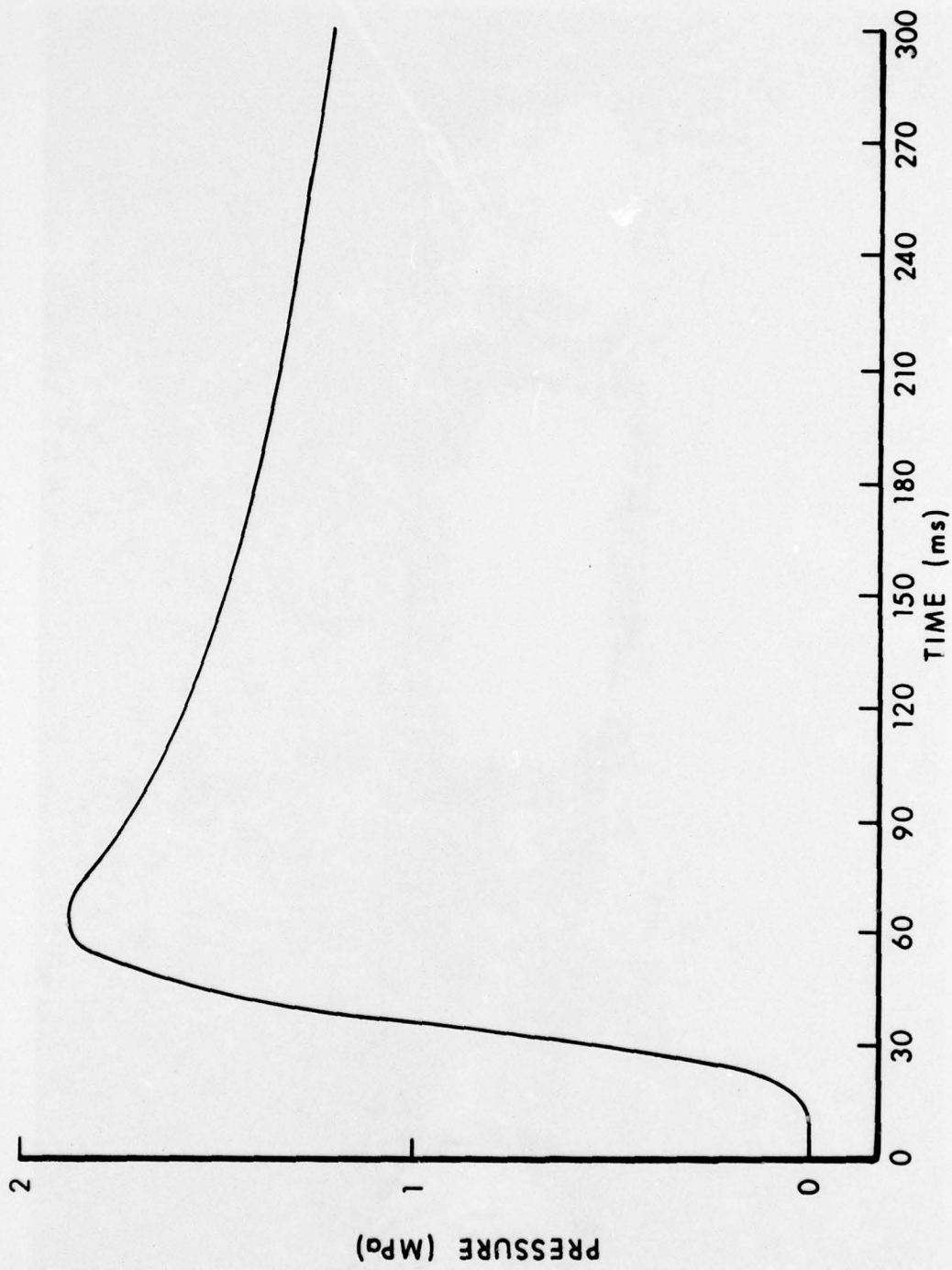


Figure 4. Pressure vs Time - BP Igniter

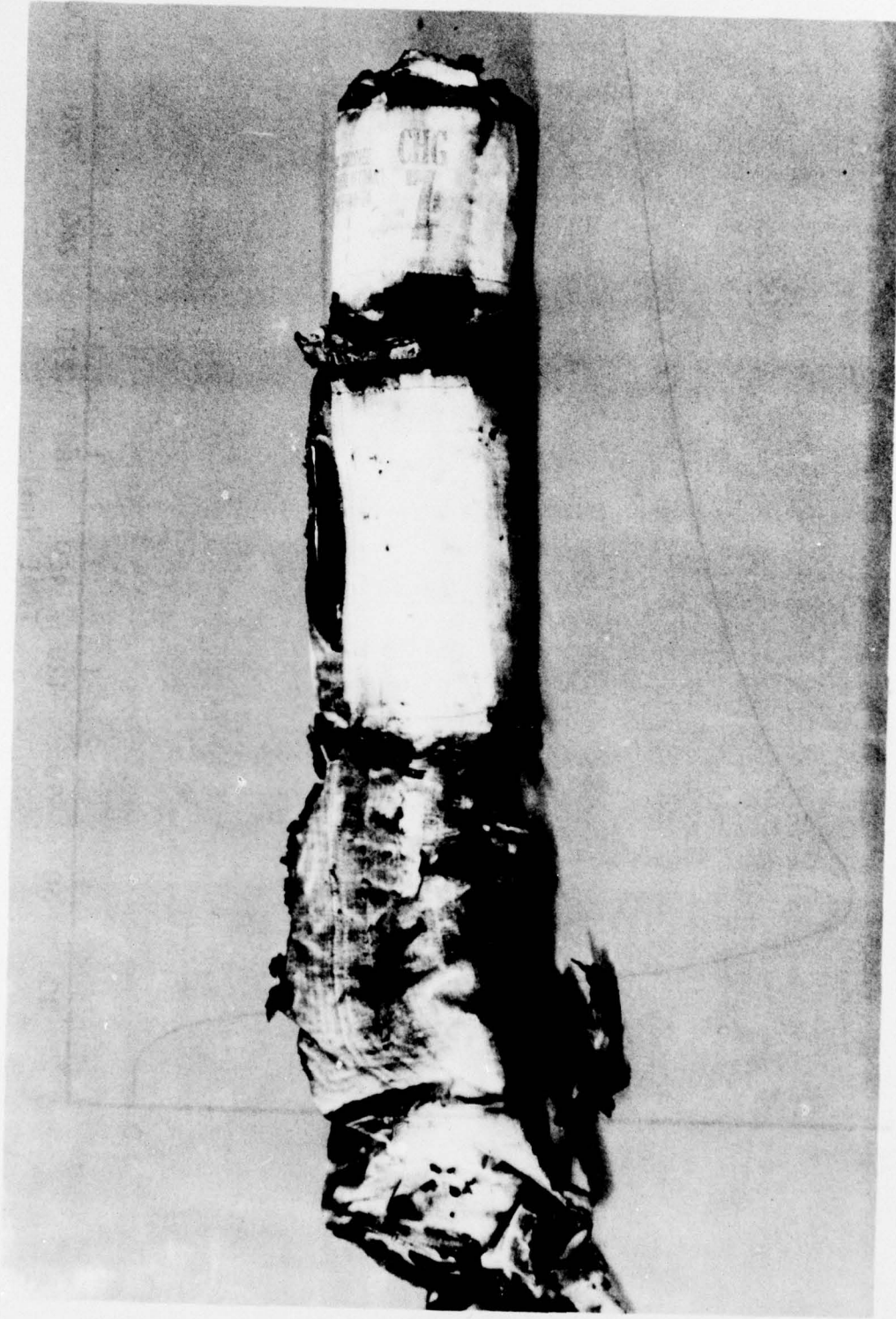


Figure 5. XM201E2 Charge After Ignition With Clean Burning Igniter



Figure 6. XM201E2 Charge After Ignition With Black Powder

REFERENCES

1. J.A. Demaree, "155mm M185 Tube Wear Test of Charge Propelling XM201", Jefferson Proving Ground Test Report No. JPG-76-601, Jun 76.
2. YPG Firing Report 13703, 15 Mar 77.
3. J.R. Ward and T.L. Brosseau, "Effect of Wear-Reducing Additives on Heat Transfer into the 155mm M185 Cannon", BRL MR No. 2730, Feb 77. (AD #A037374)
4. F.A. Varssallo, "An Evaluation of Heat Transfer and Erosion in the 155mm M185 Cannon", Calspan Technical Report No. VL-5337-D-1, Jul 76.
5. P.V. Tague, "DTII of the XM198, 155mm Howitzer - XM199E9 Tube Wear Investigation", Yuma Proving Ground Firing Report No. 13702, 1976.
6. M. Kahn, "First Letter Report of Development Test II: Wear Phase of Propelling Charge, 155mm XM201E5, TECOM Project No. 2-MU-004-201-008", Materiel Testing Directorate, Aberdeen Proving Ground, Maryland, Jul 77.
7. K.J. White, R.A. Hartman, I.W. May, and J.R. Kelso, "Experimental Investigation of Ignition Train Systems for Bagged Charges", 14th JANNAF Combustion Meeting, Colorado Springs, CO, Aug 77.

DISTRIBUTION LIST

<u>No. of Copies</u>	<u>Organization</u>	<u>No. of Copies</u>	<u>Organization</u>
12	Commander Defense Documentation Center ATTN: DDC-TCA Cameron Station Alexandria, VA 22314	1	Commander US Army Missile Research and Development Command ATTN: DRDMI-R Redstone Arsenal, AL 35809
1	Director of Defense Research and Engineering ATTN: R. Thorkildsen The Pentagon Arlington, VA 20301	1	Commander US Army Tank Automotive Research & Development Cmd ATTN: DRDTA-RWL Warren, MI 48090
1	Commander US Army Materiel Development and Readiness Command ATTN: DRCDMA-ST 5001 Eisenhower Avenue Alexandria, VA 22333	1	Commander US Army Mobility Equipment Research & Development Cmd ATTN: DRDME-WC Fort Belvoir, VA 22060
1	Commander US Army Materiel Development and Readiness Command ATTN: DRCDR-ST, N. Klein 5001 Eisenhower Avenue Alexandria, VA 22333	1	Commander US Army Armament Materiel Readiness Command ATTN: DRSAR-LEP-L, Tech Lib Rock Island, IL 61299
1	Commander US Army Aviation Research and Development Command ATTN: DRSAV-E 12th and Spruce Streets St. Louis, MO 63166	5	Commander US Army Armament Research and Development Command ATTN: FA & SCWSL - Dr. D. Gyrog Mr. H. Kahn Dr. B. Brodman Dr. S. Cytron Dr. T. Hung Dover, NJ 07801
1	Director US Army Air Mobility Research and Development Laboratory Ames Research Center Moffett Field, CA 94035	6	Commander US Army Armament Research and Development Command Large Caliber Wpns Sys Lab ATTN: Dr. J. Frasier Dr. H. Fair Dr. J. Lannon Dr. C. Lenchitz Mr. A. Moss Mr. E. Buchanan Dover, NJ 07801
1	Commander US Army Electronics Command ATTN: DRSEL-RD Fort Monmouth, NJ 07703		

DISTRIBUTION LIST

<u>No. of Copies</u>	<u>Organization</u>	<u>No. of Copies</u>	<u>Organization</u>
6	Commander US Army Armament Research and Development Command Large Caliber Wpns Sys Lab ATTN: Dr. R. Walker Dr. J. Picard Mr. E. Barrieres Mr. R. Corn Mr. D. Costa Mr. K. Rubin Dover, NJ 07801	5	Commander US Army Watervliet Arsenal USA ARRADCOM, Benet Laboratory ATTN: Mr. W. Lewis Mr. W. Austin Dr. R. Montgomery Mr. R. Billington Mr. W. Collings Watervliet, NY 12189
7	Commander US Army Armament Research and Development Command Large Caliber Wpns Sys Lab ATTN: MAJ J. Houle Mr. D. Katz Mr. E. Wurzel Dr. P. Marinkas Dr. D. Downs Mr. R. L. Trask Mr. J. Rutkowski Dover, NJ 07801	1	Commander US Army Harry Diamond Labs ATTN: DRXDO-TI 2800 Powder Mill Road Adelphi, MD 20783
2	Commander US Army Armament Research and Development Command ATTN: DRDAR-TSS (2 cys) Dover, NJ 07801	2	Director US Army Materials and Mechanics Research Center ATTN: Dr. J. W. Johnson Dr. R. Katz Watertown, MA 02172
5	Commander US Army Watervliet Arsenal USA ARRADCOM, Benet Laboratory ATTN: Dr. I. Ahmad Dr. T. Davidson Dr. J. Zweig Mr. G. Friar Mr. J. Bussitil Watervliet, NY 12189	1	Project Manager M60 Tanks 28150 Dequindre Warren, MI 48090
		1	Project Manager XM1 Tank System 28150 Dequindre Warren, MI 48090
		1	Project Manager XM1 Tank System Tank Main Armament Dev Div ATTN: LTC Appling Dover, NJ 07801
		1	Project Manager, ARGADS Army Gun Air Defense Systems Dover, NJ 07801

DISTRIBUTION LIST

<u>No. of Copies</u>	<u>Organization</u>	<u>No. of Copies</u>	<u>Organization</u>
4	Project Manager Cannon Artillery Wpns Systems ATTN: Mr. H. Noble Mr. F. Mencke Mr. H. Hassman Mr. J. Williams Dover, NJ 07801	2	Director US Army Research Office ATTN: P. Parrish E. Saibel P. O. Box 12211 Research Triangle Park NC 27709
2	Project Manager - M110E2 ATTN: Mr. J. Turkeltaub Mr. S. Smith Rock Island, IL 61299	5	Commander Naval Surface Weapons Center ATTN: M. Shamblen J. O'Brasky C. Smith L. Russell T. W. Smith Dahlgren, VA 22448
1	Director US Army TRADOC Systems Analysis Activity ATTN: ATAA-SL, Tech Lib White Sands Missile Range NM 88002	2	Commander Naval Surface Weapons Center ATTN: L. Dickinson S. Mitchell Indian Head Laboratory Indian Head, MD 20640
1	President US Army Armor & Engineering Bd Fort Knox, KY 40121	1	Commander Naval Ordnance Station, Louisville ATTN: F. Blume Louisville, KY 40201
1	Commander US Army Air Defense Center ATTN: ATSA-SM-L (COL DeMoss) Fort Bliss, TX 79916	2	AFATL (D. Uhrig; O. Heiney) Eglin AFB, FL 32542
1	Commander US Army Armor Center ATTN: ATZK-XM1 Fort Knox, KY 40121	1	Battelle Columbus Laboratory ATTN: Dr. George Wolken Columbus, OH 43201
1	President US Army Maintenance Mgmt Ctr Lexington, KY 40507	2	Calspan Corporation ATTN: G. Sterbutzel F. Vassallo P. O. Box 235 Buffalo, NY 14221
1	Commander US Army Field Artillery School ATTN: Mr. J. Porter Fort Sill, OK 73503		
3	HQDA (DAMA-ARZ; DAMA-CSM; DAMA-WSW) Washington, DC 20310		

DISTRIBUTION LIST

<u>No. of</u> <u>Copies</u>	<u>Organization</u>	<u>No. of</u> <u>Copies</u>	<u>Organization</u>
1	Director Lawrence Livermore Laboratory ATTN: J. Kury Livermore, CA 94550	1	University of Illinois Dept of Aeronautics and Aerospace Engineering ATTN: H. Krier Urbana, IL 61803
1	Director Chemical Propulsion Info Agency Johns Hopkins Road Laurel, MD 20810		<u>Aberdeen Proving Ground</u>
1	Princeton Combustion Assoc. R-4 Box 911 Princeton, NJ 08540		Marine Corps Ln Ofc Dir, USAMSAA ATTN: Dr. J. Sperrazza Air Warfare Div Ground Warfare Div RAM Division
2	Princeton University Dept of Aerospace and Mechanical Sciences ATTN: M. Summerfield L. Caveny Princeton, NJ 08540		Cdr, USATECOM ATTN: DRSTE-FA DRSTE-AR DRSTE-AD
1	Purdue University School of Mechanical Engineering ATTN: J. R. Osborn W. Lafayette, IN 47907		Dir, USAMTD ATTN: D. Tag, Bldg. 400 H. Graves, Bldg. 400 C. Lavery, Bldg. 400 L. Barnhardt, Bldg. 400 K. Jones, Bldg. 400 R. Moody, Bldg. 525