

AD-A057 235

LEP-L



AD A 057 235

AD-E400 146


TECHNICAL REPORT ARLCD-TR-77051

ILLUMINATION REQUIREMENTS FOR TARGET  
RECOGNITION AND REACQUISITION AS A  
FUNCTION OF FIELD OF VIEW

ROBERT B. DAVIS

TECHNICAL  
LIBRARY

APRIL 1978



US ARMY ARMAMENT RESEARCH AND DEVELOPMENT COMMAND  
LARGE CALIBER  
WEAPON SYSTEMS LABORATORY  
DOVER, NEW JERSEY

APPROVED FOR PUBLIC RELEASE; DISTRIBUTION UNLIMITED.

The findings in this report are not to be construed as an official Department of the Army position.

#### DISPOSITION


Destroy this report when no longer needed. Do not return to the originator.

UNCLASSIFIED

SECURITY CLASSIFICATION OF THIS PAGE (When Data Entered)

| REPORT DOCUMENTATION PAGE  |                       | READ INSTRUCTIONS<br>BEFORE COMPLETING FORM                    |
|--|-----------------------|--|
| 1. REPORT NUMBER<br>Technical Report ARLCD-TR-77051  | 2. GOVT ACCESSION NO. | 3. RECIPIENT'S CATALOG NUMBER                                  |
| 4. TITLE (and Subtitle)<br>ILLUMINATION REQUIREMENTS FOR TARGET<br>RECOGNITION AND REACQUISITION AS A FUNCTION<br>OF FIELD OF VIEW   |                       | 5. TYPE OF REPORT & PERIOD COVERED                             |
|  |                       | 6. PERFORMING ORG. REPORT NUMBER                               |
| 7. AUTHOR(s)<br>Robert B. Davis  |                       | 8. CONTRACT OR GRANT NUMBER(s)                                 |
| 9. PERFORMING ORGANIZATION NAME AND ADDRESS<br>ARRADCOM, LCWSL<br>Energetics Materials Division<br>Dover, NJ 07801   |                       | 10. PROGRAM ELEMENT, PROJECT, TASK<br>AREA & WORK UNIT NUMBERS |
| 11. CONTROLLING OFFICE NAME AND ADDRESS<br>ARRADCOM<br>ATTN: DRDAR-TSS<br>Dover, NJ 07801  |                       | 12. REPORT DATE<br>April 1978                                  |
|  |                       | 13. NUMBER OF PAGES  |
| 14. MONITORING AGENCY NAME & ADDRESS (if different from Controlling Office)<br>TAWG, JTCG for Munitions Effectiveness<br>Naval Weapons Center<br>China Lake, CA 93555  |                       | 15. SECURITY CLASS. (of this report)<br><br>Unclassified       |
|  |                       | 15a. DECLASSIFICATION/DOWNGRADING<br>SCHEDULE                  |
| 16. DISTRIBUTION STATEMENT (of this Report)<br><br>Approved for public release; distribution unlimited.  |                       |  |
| 17. DISTRIBUTION STATEMENT (of the abstract entered in Block 20, if different from Report)   |                       |  |
| 18. SUPPLEMENTARY NOTES  |                       |  |
| 19. KEY WORDS (Continue on reverse side if necessary and identify by block number)<br>Target recognition                      Search area<br>Reacquisition time                      Illumination level<br>Terrain model                              Recognition time<br>Flare illumination   |                       |  |
| 20. ABSTRACT (Continue on reverse side if necessary and identify by block number)<br><br>There exists a general lack of Information on flare effectiveness in the area of target recognition and reacquisition with the unaided eye. To provide some basic Information on this subject, a study was conducted using the Picatinny Arsenal Pyrotechnic Terrain Model. This study examined the relationship between illumination level, target acquisition time, and reacquisition time and the size of the search area. |                       |  |

SECURITY CLASSIFICATION OF THIS PAGE(When Data Entered)



SECURITY CLASSIFICATION OF THIS PAGE(When Data Entered)

## ACKNOWLEDGMENTS

The guidance and advice of Mr. Jesse F. Tyroler and the assistance of Mr. David Graff in the collection and reduction of the data used in this report are sincerely appreciated by the author.

## TABLE OF CONTENTS

|   | Page No. |
|---|----------|
| Introduction  | 1        |
| Discussion  | 2        |
| Method  | 2        |
| Conclusions   | 4        |
| Distribution List   | 13       |
| Tables  |          |
| 1 Average acquisition times and reacquisition times at the illumination levels indicated  | 7        |
| 2 Observer acquisition times and reacquisition times at the illumination levels indicated. Observations made at simulated range 790 m (2400 ft), simulated search area .016 sq km (.006 sq mi), visual angle of 11° | 8        |
| 3 Observer acquisition times and reacquisition times at the illumination levels indicated. Observations made at simulated range 790 m (2400 ft), simulated search area .077 sq km (.026 sq mi), visual angle of 22° | 9        |
| 4 Observer acquisition times and reacquisition times at the illumination levels indicated. Observations made at simulated range 790 m (2400 ft), simulated search area .152 sq km (.059 sq mi), visual angle of 33° | 10       |
| Figure  |          |
| 1 Recognition times for three search areas as a function of illumination level  | 7        |

## INTRODUCTION

The many parameters of target recognition by flare illumination have been the subject of an extensive investigation conducted by the Feltman Research Laboratory, Picatinny Arsenal. A terrain model of a Southeast Asian locale, constructed at a scale of 160:1, was used in the investigation. The model's terrain features were created so that their spectral reflectances match that of their natural counterparts.

Previous work on this general subject is included in the following reports:

Picatinny Arsenal Technical Report 4075, "Pyrotechnic Terrain Model, A New Dimension in Pyrotechnic Evaluation, Description and Initial Results" Dec 1970, by J. F. Tyroler.

Picatinny Arsenal Technical Report 4184, "Results of an Illumination Requirement Study Using a Pyrotechnic Terrain Model" Nov 1971, by R. B. Davis.

Pyrotechnics Division Information Report 5-72, "An Investigation of the Effect of Changes in Flare Intensity on the Recognition Probability of Vehicular Size Targets" Dec 1972, by R. B. Davis and J. F. Tyroler.

This report, which covers the effect of the size of the search area on target acquisition as well as reacquisition characteristics as a function of time, illumination level, and search area, was prepared at the request of the Target Acquisition Working Group (TAWG) of the Joint Technical Coordinating Group for Munitions Effectiveness, the Naval Weapons Center, China Lake, CA. The purpose of the report is to provide basic information on flare effectiveness in the area of target acquisition with the unaided eye.

## DISCUSSION

In a reacquisition task, an observer is faced with the problem of reacquiring a target which has already been recognized. In the reacquisition process, much less illumination and time may be required due to the fact that the observer has already acquired the target once and is familiar, generally, with its location, size, and shape. In this investigation, one of the factors examined was the "memory effect," or the extent to which an observer can use the visual clues obtained in the initial acquisition, such as the unique shape of a tank, to assist him in reacquisition. Another factor examined was the effect of search in a more limited area than that of the original search when reacquiring targets which had moved since the original acquisition.

In field conditions, the illumination on target available for reacquisition is variable. However, in this initial examination, the illumination level for the reacquisition of targets was decreased 50% from the level at which they were acquired. The initial acquisition illumination levels selected for recognition were at or above a critical level at which an observer could recognize the target with 90% probability.

In addition, three different size search areas were employed to determine the effect of the size of the search area on the time necessary for the observer to make a recognition. This information could be used to form an analytic expression for application to a more encompassing mathematical model for predicting target recognition.

## METHOD

The observers used for this test were civilian personnel from Picatinny Arsenal. All observers had normal vision, either natural or corrected. Four model targets, a 2 1/2-ton truck, 3/4-ton truck, a tank, and a jeep, were used for the test. The observers were allowed to examine the targets and to become completely familiar with the shape and relative size of each.

The observers were then given an orientation of the test to be performed, the tasks that would be required of them, and the desired response. They were first to describe the vehicle and then give its location as if the search area were a clock face (large truck, three o'clock, halfway to the edge). The observers were then dark adapted for at least 30 minutes, and stationed at the proper distance and elevation for the test.

Three circular search fields were used which simulated areas of .016, .077, and .152 sq km (.006, .026, and .059 sq mi). The observers viewed these search areas at a simulated slant range of 790 m (2400 ft) and an elevation of 11° with respect to the center of the search area. These concentric circular search areas were uniformly illuminated by a device constructed with baffles that sharply defined the search areas. The portions of the terrain model not being used for a given test were in total darkness. The light source was a spectrally corrected tungsten-filament lamp which was color matched to simulate an illumination flare.

Two basic tests were performed. The first was designed to determine the effect of the size of the search field of view on both the time and the illumination required to acquire targets (recognition). In this test, the observer was asked to acquire targets in an illuminated search area where nothing was visible outside that area. The second test was designed to examine reacquisition of both moved and unmoved targets. A group of 20 locations for target placement were preselected so that the observer would have to search the entire field and not focus his attention on the same general location within the overall illuminated area.

In determining the effect of the viewing area, however, only 5 of the 20 locations were selected. Previous work has shown that the illumination requirements for target recognition are such that the angle formed between the illumination source, target, and observer, as well as the change in range from the closer to the farther points in the search area, would produce large changes in the illumination requirements for target recognition. The five locations selected were common to all three search areas and had approximately the same illumination requirements for target recognition.

The observers were presented with the smallest search area first [.016 sq km (.006 sq mi)]. The size of the search area was then increased to .077 sq km (.026 sq mi) and finally to .157 sq km (.059 sq mi)

to present the observer with differing situations. The illumination level for a given test was set and the observer, upon a given signal, would begin his search and make his recognition, whereupon the elapsed time would be recorded.

In compiling the data for the effect of the search area, more than 3500 separate observations were performed by five observers.

In the second test, two types of information were sought: reacquisition of a target not moved from the location of recognition and reacquisition of a target moved, with the maximum distance of the move determined by the distance a vehicle moving at 32 kmph (20 mph) could cover in 10 seconds. The observer was shown a vehicle moving at a scale speed of 32 kmph (20 mph) so that he would have a mental image of the magnitude of this more limited search area.

The look-away time for the observer between the acquisition and reacquisition of a target was set at 10 seconds. A shorter duration was not feasible due to the time required to relocate the targets, and a longer duration was not tactically feasible. Also, the observer was informed that the target would always be within the illuminated area and not moved to a location where it would be invisible.

In this test, the illumination was lowered to one-half that of the acquisition level during the 10 second look-away. The observer then reacquired the target and recorded the time for reacquisition. More than 1600 separate reacquisition tasks were performed by five observers.

## CONCLUSIONS

The results of the effect of the search area on target acquisition are shown in Figure 1. These results show that, as the search area increased by a factor of 10 and for a fixed illumination level such as one footcandle, the recognition time increased only by a factor of two.

An average of all search areas (Table 1) shows that when equal footcandle illumination levels for both acquisition and reacquisition of the non-moved vehicle are compared, reacquisition was made in roughly half the time necessary for the initial acquisition.

In the case of the moved vehicle, however, again comparing equal illumination levels (e.g., .61 fc for acquisition and .61 fc for reacquisition), there is a time advantage for reacquisition. However, this advantage was not quantitatively determined.

The observer acquisition and reacquisition times and illumination levels for each of the individual search areas are given in Tables 2, 3, and 4.

It is clear that both acquiring and reacquiring a moving vehicle, a condition which was not tested, would show lower required illumination levels and recognition times and the data in this report should not be considered to represent this situation.




Table 1

Average acquisition times and reacquisition times  
at the illumination levels indicated

| <u>Acquisition</u>    |                       | <u>Reacquisition</u>    |                       |                       |                       |
|-----------------------|-----------------------|-------------------------|-----------------------|-----------------------|-----------------------|
| <u>Level<br/>(fc)</u> | <u>Time<br/>(sec)</u> | <u>Target not moved</u> |                       | <u>Target moved</u>   |                       |
|                       |                       | <u>Level<br/>(fc)</u>   | <u>Time<br/>(sec)</u> | <u>Level<br/>(fc)</u> | <u>Time<br/>(sec)</u> |
| 2.5                   | 4.7                   | 1.25                    | 2.5                   | 1.25                  | 4.7                   |
| 1.25                  | 5.3                   | .61                     | 3.0                   | .61                   | 6.4                   |
| .61                   | 5.9                   | .31                     | 2.7                   | .31                   | 6.4                   |
| .31                   | 7.7                   | .15                     | 3.3                   | .15                   | 6.0                   |
| .15                   | 8.8                   | .07                     | 4.7                   | .07                   | 9.4                   |

Test Conditions

Look-away time, 10 seconds

Reacquisition always made at 50% of the acquisition illumination level

Critical level of illumination for 90% recognition, 0.25 footcandle

Simulated range, 790 m (2400 ft)

Table 2

Observer acquisition times and reacquisition times at the illumination levels indicated. Observations made at simulated range 790 m (2400 ft), simulated search area .016 sq km (.006 sq mi), visual angle of 11°

| <u>Acquisition</u> |                   | <u>Reacquisition</u>    |                   |                     |                   |
|--------------------|-------------------|-------------------------|-------------------|---------------------|-------------------|
| <u>Level (fc)</u>  | <u>Time (sec)</u> | <u>Target not moved</u> |                   | <u>Target moved</u> |                   |
|                    |                   | <u>Level (fc)</u>       | <u>Time (sec)</u> | <u>Level (fc)</u>   | <u>Time (sec)</u> |
| 2.5                | 3.4               | 1.25                    | 2.5               | 1.25                | 3.0               |
| 1.25               | 3.6               | .61                     | 2.5               | .61                 | 4.0               |
| .61                | 4.6               | .31                     | 2.4               | .31                 | 3.5               |
| .31                | 5.8               | .15                     | 3.1               | .15                 | 3.2               |
| .15                | 5.9               | .07                     | 5.0               | .17                 | 8.8               |

Test Conditions

Critical level of illumination for 90% recognition, .25 footcandle

Look-away time, 10 seconds

Reacquisition made at 50% of the acquisition illumination level

Table 3

Observer acquisition times and reacquisition times at the illumination levels indicated. Observations made at simulated range 790 m (2400 ft), simulated search area .077 sq km (.026 sq mi), visual angle of 22°

| <u>Acquisition</u> |                   | <u>Reacquisition</u>    |                   |                     |                   |
|--------------------|-------------------|-------------------------|-------------------|---------------------|-------------------|
| <u>Level (fc)</u>  | <u>Time (sec)</u> | <u>Target not moved</u> |                   | <u>Target moved</u> |                   |
|                    |                   | <u>Level (fc)</u>       | <u>Time (sec)</u> | <u>Level (fc)</u>   | <u>Time (sec)</u> |
| 2.5                | 5.4               | 1.25                    | 3.0               | 1.25                | 4.5               |
| 1.25               | 5.3               | .61                     | 2.8               | .61                 | 7.0               |
| .61                | 6.1               | .31                     | 3.8               | .31                 | 8.7               |
| .31                | 7.8               | .15                     | 2.5               | .15                 | 7.2               |
| .15                | 10.3              | .07                     | 5.3               | .07                 | 8.9               |

Test Conditions

Look-away time, 10 seconds

Reacquisition made at 50% of the acquisition illumination level

Critical level of illumination for 90% recognition, .25 footcandle

Table 4

Observer acquisition times and reacquisition times at the illumination levels indicated. Observations made at simulated range 790 m (2400 ft), simulated search area .152 sq km (.059 sq mi), visual angle of 33°

| <u>Acquisition</u>    |                       | <u>Reacquisition</u>    |                       |                       |                       |
|-----------------------|-----------------------|-------------------------|-----------------------|-----------------------|-----------------------|
| <u>Level<br/>(fc)</u> | <u>Time<br/>(sec)</u> | <u>Target not moved</u> |                       | <u>Target moved</u>   |                       |
|                       |                       | <u>Level<br/>(fc)</u>   | <u>Time<br/>(sec)</u> | <u>Level<br/>(fc)</u> | <u>Time<br/>(sec)</u> |
| 2.5                   | 5.2                   | 1.25                    | 2.1                   | 1.25                  | 6.5                   |
| 1.25                  | 6.9                   | .61                     | 3.7                   | .61                   | 8.1                   |
| .61                   | 6.9                   | .31                     | 1.9                   | .31                   | 7.0                   |
| .31                   | 9.4                   | .15                     | 4.3                   | .15                   | 7.6                   |

Test Conditions

Look-away time, 10 seconds

Reacquisition made at 50% of the acquisition illumination level

Critical level of illumination for 90% recognition, .25 footcandle

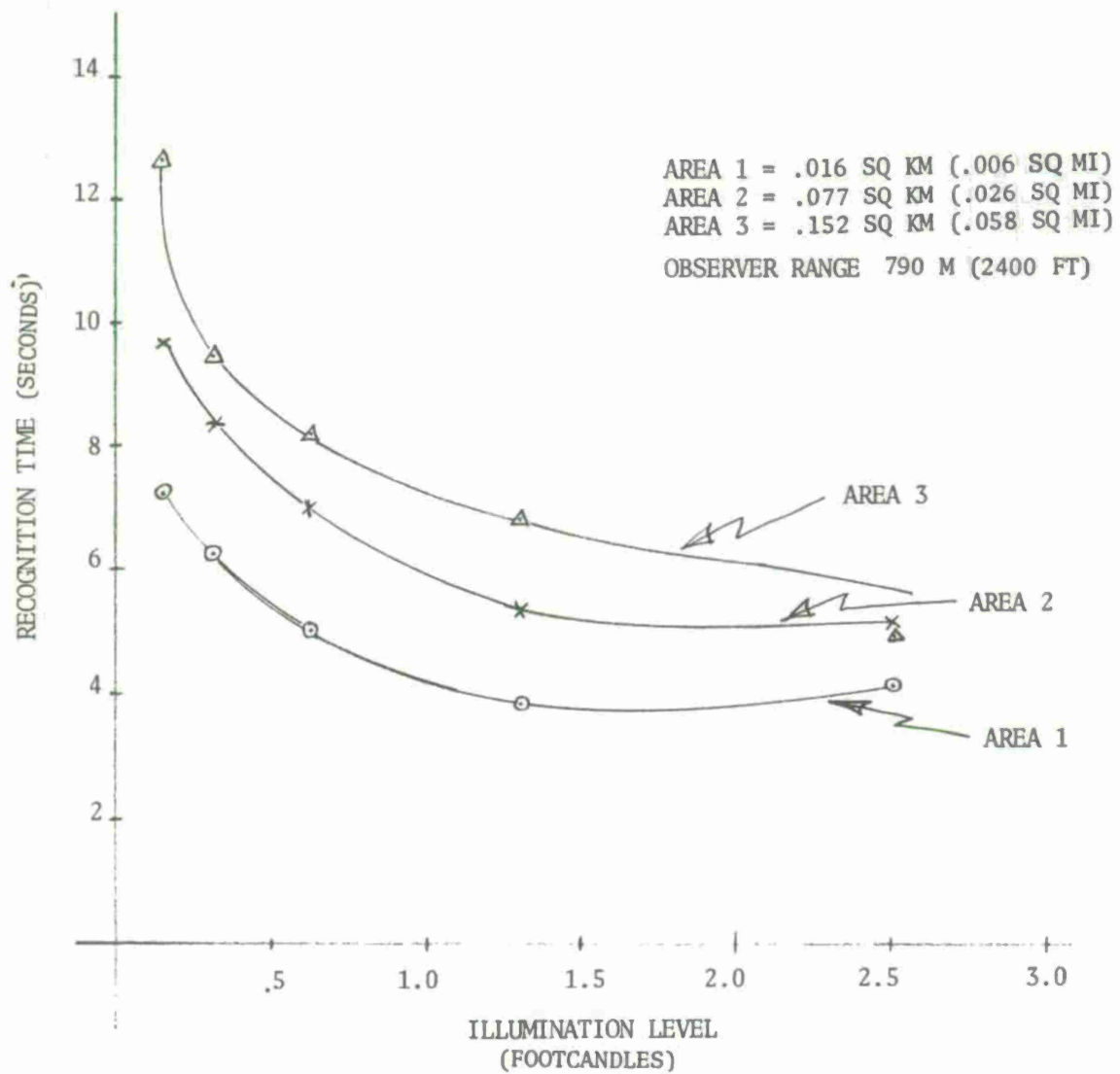



Fig 1 Recognition times for three search areas as a function of illumination level



## DISTRIBUTION LIST

Metals and Ceramics Information Center  
ATTN: Mr. Harold Mindlin, Director  
      Mr. James Lynch, Asst Director  
505 King Avenue  
Columbus, OH 43201

Commander  
Defense Documentation Center (12)  
Cameron Station,  
Alexandria, VA 22314

Commander  
US Army Foreign Science & Technology Center  
ATTN: DRXST-SD3  
220 Seventh Street NE  
Charlottesville, VA 22901

Office of the Deputy Chief of Staff for Research,  
Development and Acquisition  
ATTN: DAMA-ARZ-E  
      DAMA-CSS  
Washington, DC 20310

Commander  
Army Research Office  
ATTN: Dr. George Mayer  
      Mr. J. J. Murray  
P.O. Box 12211  
Research Triangle Park, NC 27709

Commander  
US Army Materiel Development & Readiness Command  
ATTN: DRCQA-E  
      DRCQA-P  
      DRCDE-D  
      DRCDMD-FT  
      DRCLDC  
      DRCMT  
      DRCMM-M  
Alexandria, VA 22333

Commander  
US Army Electronics Command  
ATTN: DRSEL-PA-E, Mr. Stan Alster (2)  
Fort Monmouth, NJ 07703

Commander  
US Army Missile Research & Development Command  
ATTN: DRDMI-TB, Redstone Scientific Information Center (2)  
DRDMI-TK, Mr. J. Alley  
DRSMI-M  
DRDMI-ET, Mr. Robert O. Black  
DRDMI-QS, Mr. George L. Stewart, Jr.  
DRDMI-EAT, Mr. R. Talley  
DRDMI-QP  
Redstone Arsenal, AL 35809

Commander  
US Army Troop Support and Aviation Materiel Readiness Command  
ATTN: DRSTS-PLE, Mr. J. Corwin  
DRSTS-Q  
DRSTS-M  
4300 Goodfellow Boulevard  
St. Louis, MO 63120

Commander  
US Army Natick Research & Development Command  
ATTN: DRXNM-EM  
Natick, MA 01760

Commander  
US Army Mobility Equipment Research & Development Command  
ATTN: DRDME-D  
DRDME-E  
DRDME-G  
DRDME-H  
DRDME-M  
DRDME-T  
DRDME-TQ  
DRDME-V  
DRDME-ZE  
DRDME-N  
Fort Belvoir, VA 22060

Commander  
US Army Tank-Automotive Materiel Readiness Command  
ATTN: DRSTA-Q (2)  
Warren, MI 48090

Commander  
US Army Armament Materiel Readiness Command  
ATTN: DRSAR-QA (2)  
DRSAR-SC  
DRSAR-RDP  
DRSAR-EN  
DRSAR-QAE  
DRSAR-LEP-L  
Rock Island, IL 61299

Commander  
US Army Armament Research & Development Command  
ATTN: DRDAR-LC, Mr. E. Kelly  
DRDAR-LCA, Dr. Sharkoff  
DRDAR-LCE, Dr. R. Walker  
DRDAR-QAS, Mr. F. Fitzsimmons (5)  
DRDAR-SCM, Dr. J. Corrie  
DRDAR-TSP, Mr. B. Stephans  
DRDAR-TSS (5)  
Dover, NJ 07801

Commander  
US Army Aviation R&D Command  
ATTN: DRDAV-EXT  
DRDAV-QR  
DRDAV-QP  
DRDAR-QE  
St. Louis, MO 63166

Commander  
US Army Tank-Automotive Research & Development Command  
ATTN: DRDTA-RKA, Mr. D. Matichuk  
DRDTA-RKA, Mr. R. Dunec  
DRDTA-RKA, Mr. S. Catalano  
DRDTA-JA, Mr. C. Kedzior  
DRDTA-UL, Technical Library  
Warren, MI 48090

Director  
US Army Industrial Base Engineering Activity  
ATTN: DRXPE-MT, Dr. W. T. Yang  
Rock Island, IL 61299

Commander  
Harry Diamond Laboratories  
ATTN: DRXDO-EDE, Mr. B. F. Willis  
2800 Powder Mill Road  
Adelphi, MD 20783

Commander  
US Army Test & Evaluation Command  
ATTN: DRSTE-TD  
DRSTE-ME  
Aberdeen Proving Ground, MD 21005

Commander  
US Army White Sands Missile Range  
ATTN: STEWS-AD-L  
STEWS-ID  
STEWS-TD-PM  
White Sands Missile Range, NM 88002

Commander  
US Army Yuma Proving Ground  
ATTN: Technical Library  
Yuma, AR 85364

Commander  
US Army Tropic Test Center  
ATTN: STETC-TD, Drawer 942  
Fort Clayton, Canal Zone

Commander  
Aberdeen Proving Ground  
ATTN: STEAP-MT  
STEAP-TL  
STEAP-MT-M, Mr. J. A. Feroli  
STEAP-MT-G, Mr. R. L. Huddleston  
Aberdeen Proving Ground, MD 21005

Commander  
US Army Cold Region Test Center  
ATTN: STECR-OP-PM  
APO Seattle, WA 98733

Commander  
US Army Dugway Proving Ground  
ATTN: STEDP-MT  
Dugway, UT 84022

Commander  
US Army Electronic Proving Ground  
ATTN: STEEP-MT  
Ft. Huachuca, AR 85613

Commander  
Jefferson Proving Ground  
ATTN: STEJP-TD-I  
Madison, IN 47250

Commander  
US Army Aircraft Development Test Activity  
ATTN: STEBG-TD  
Ft. Rucker, AL 36362

President  
US Army Armor and Engineer Board  
ATTN: ATZKOE-TA  
Ft. Knox, KY 40121

President  
US Army Field Artillery Board  
ATTN: ATZR-BDOP  
Ft. Sill, OK 73503

Commander  
Anniston Army Depot  
ATTN: SDSAN-QA  
Anniston, AL 36202

Commander  
Corpus Christi Army Depot  
ATTN: SDSCC-MEE, Mr. Haggerty  
Mail Stop 55  
Corpus Christi, TX 78419

Commander  
Letterkenny Army Depot  
ATTN: SDS-LE-QA  
Chambersburg, PA 17201

Commander  
Lexington-Bluegrass Army Depot  
ATTN: SDSRR-QA  
Lexington, KY 40507

Commander  
New Cumberland Army Depot  
ATTN: SDSNC-QA  
New Cumberland, PA 17070

Commander  
US Army Depot Activity, Pueblo  
ATTN: SDSTE-PU-O (2)  
Pueblo, CO 81001

Commander  
Red River Army Depot  
ATTN: SDSRR-QA  
Texarkana, TX 75501

Commander  
Sacramento Army Depot  
ATTN: SDSSA-QA  
Sacramento, CA 95813

Commander  
Savanna Army Depot Activity  
ATTN: SDSSV-S  
Savanna, IL 61074

Commander  
Seneca Army Depot  
ATTN: SDSSE-R  
Romulus, NY 14541

Commander  
Sharpe Army Depot  
ATTN: SDSSH-QE  
Lathrop, CA 95330

Commander  
Sierra Army Depot  
ATTN: SDSSI-DQA  
Herlong, CA 96113

Commander  
Tobyhanna Army Depot  
ATTN: SDSTO-Q  
Tobyhanna, PA 18466

Commander  
Tooele Army Depot  
ATTN: SDSTE-QA  
Tooele, UT 84074

Director  
DARCOM Ammunition Center  
ATTN: SARAC-DE  
Savanna, IL 61074

Naval Research Laboratory  
ATTN: Dr. J. M. Krafft, Code 8430  
Library, Code 2620  
Washington, DC 20375

Director  
Air Force Materiel Laboratory  
ATTN: AFML-DO, Library  
AFML-LTM, Mr. E. Wheeler  
AFML-LLP, Mr. R. Rowand  
Wright-Patterson AFB, OH 45433

Weapon System Concept Team/CSL  
ATTN: DRDAR-ACW  
Aberdeen Proving Ground, MD 21010

Technical Library  
ATTN: DRDAR-CLJ-L  
Aberdeen Proving Ground, MD 21010

Technical Library  
ATTN: DRDAR-TSB-S  
Aberdeen Proving Ground, MD 21005

Benet Weapons Laboratory  
Technical Library  
ATTN: DRDAR-LCB-TL  
DRDAR-LCB, Mr. T. Moraczewski  
Watervliet, NY 12189

Director  
US Army TRADOC Systems Analysis Activity  
ATTN: ATAA-SL, Technical Library  
White Sands Missile Range, NM 88002

Director  
Army Materials and Mechanics Research Center  
ATTN: DRXMR-P  
DRXMR-PL (2)  
DRXMR-M (2)  
DRXMR-MQ  
DRXMR-MI, Mr. Darch  
DRXMR-L, Dr. Chait  
DRXMR-RA, Mr. Valente  
Watertown, MA 02172

Commander  
Chemical Systems Laboratory  
ATTN: DRDAR-CLR, Mr. Montaway  
DRDAR-QAC, Dr. Moritz  
Edgewood Arsenal  
Aberdeen Proving Ground, MD 21010



