

AD-A058 125


TRANSPORTATION SYSTEMS CENTER CAMBRIDGE MASS
PROFILES OF SCHEDULED AIR CARRIER DEPARTURE AND ARRIVAL OPERATI--ETC(U)
AUG 77

F/G 1/2

UNCLASSIFIED

NL

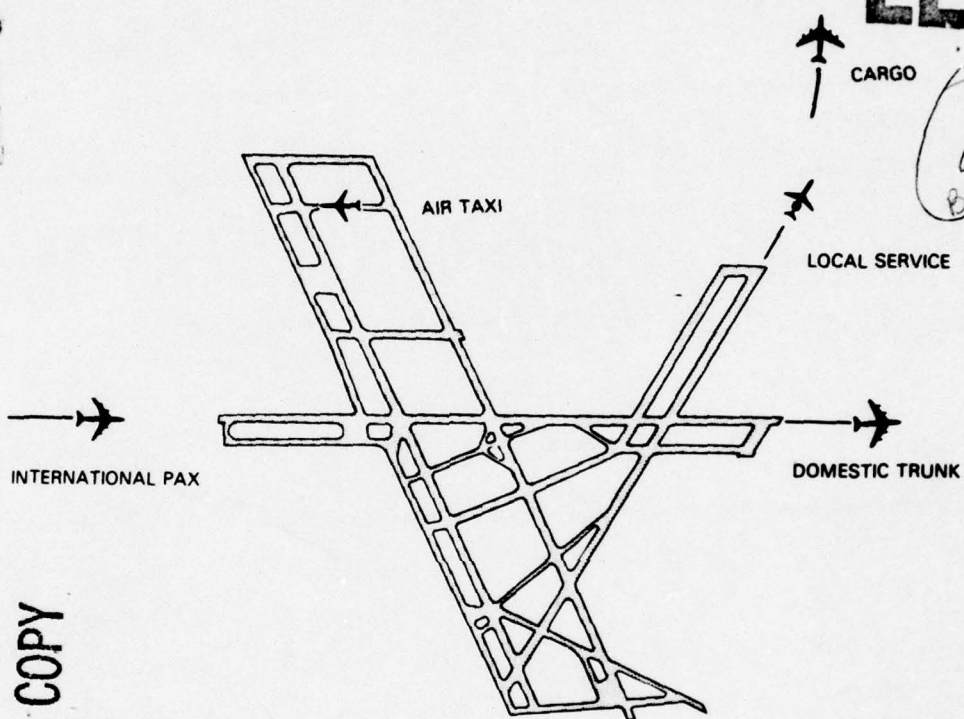
1 OF 4
ADA
058125



ADA 058125

PROFILES OF SCHEDULED AIR CARRIER DEPARTURE AND ARRIVAL OPERATIONS FOR TOP 100 U. S. AIRPORTS

LEVEL



AD No. _____
DDC FILE COPY



DISTRIBUTION STATEMENT A
Approved for public release;
Distribution Unlimited

August 1977

Prepared by
Transportation Information Division
Transportation Systems Center
Cambridge, Massachusetts

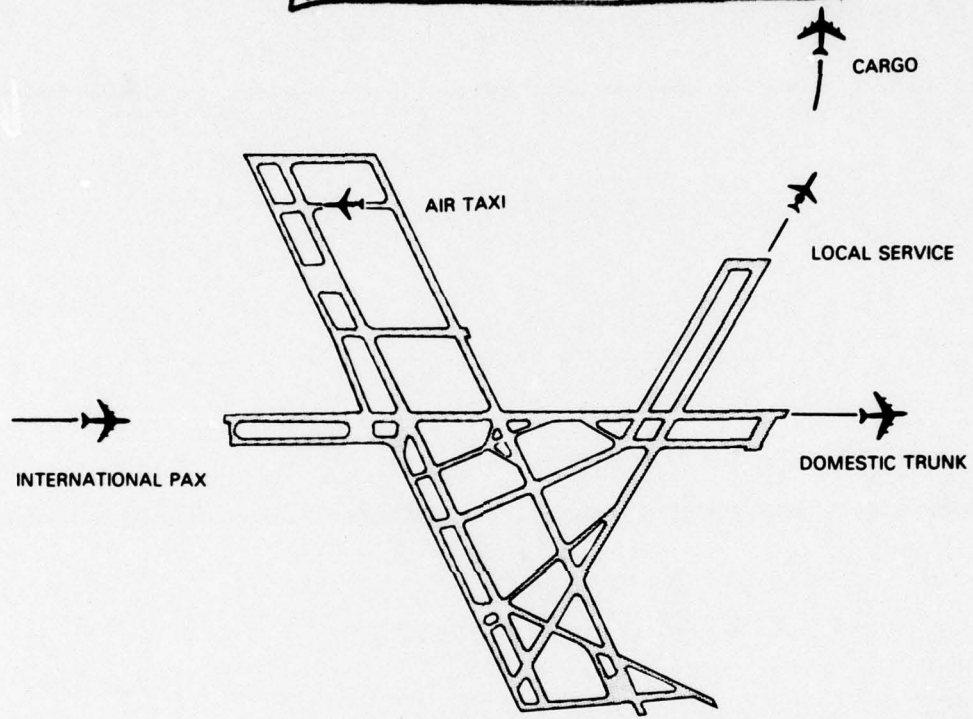
Prepared for
**U.S. DEPARTMENT OF TRANSPORTATION
FEDERAL AVIATION ADMINISTRATION
OFFICE OF AVIATION POLICY
AVIATION FORECAST BRANCH
WASHINGTON, D.C. 20591**

DDC
RECEIVED
AUG 25 1978
A

78 08 25 050

6

PROFILES OF SCHEDULED AIR CARRIER DEPARTURE AND ARRIVAL OPERATIONS FOR TOP 100 U. S. AIRPORTS



DISTRIBUTION STATEMENT A
 Approved for public release;
 Distribution Unlimited

11

August 1977

12307p.

ACCESSION FOR	
NTIS	White Section <input checked="" type="checkbox"/>
DDC	Buff Section <input type="checkbox"/>
UNANNOUNCED	<input type="checkbox"/>
JUSTIFICATION	
BY	
DISTRIBUTION/AVAILABILITY CODES	
DIAL, AVAIL. and/or SPECIAL	
A	

Prepared by
 Transportation Information Division
 Transportation Systems Center
 Cambridge, Massachusetts

Prepared for
U.S. DEPARTMENT OF TRANSPORTATION
FEDERAL AVIATION ADMINISTRATION
OFFICE OF AVIATION POLICY
AVIATION FORECAST BRANCH
WASHINGTON, D.C. 20591

78 08 25 050
 407082

Handwritten signature/initials

FOREWARD

↓
This report provides data on total scheduled air carrier operations by hour of the day for Friday, August 5, 1977, for the top 100 airports within the 50 states, the District of Columbia, and Puerto Rico. The selection of the top 100 airports was based on the rank order of the number of air carrier passenger enplanements in domestic and international service in 1973.

Source of the schedule data was the August 1, 1977 edition of the Official Airline Guide, produced by the Reuben H. Donnelly Corporation. Tabular listings and graphics presented in this report were produced by the Department of Transportation, Transportation Systems Center, Cambridge, Massachusetts. Two graphs are provided for each airport which visually depict (1) total number of arrivals and departures by hour, and (2) total aircraft operations by hour, detailed by the following types of service:

- a. Domestic Trunk Pax,
- b. Local Service Pax,
- c. Air Taxi Pax,
- d. International Pax (U.S. ^{and} Foreign Flag), and
- e. All-Cargo Operations

These profiles provide a clear visual presentation of aircraft operations at major airports for use by technical and nontechnical personnel in analyzing changes in workload throughout the day, for comparing and noting different hourly traffic patterns among these airports, and for establishing a base for readily identifying changes in traffic patterns over time. An analytical graphic format allows rapid exposure to complex operations profiles yet ensures a high rate of comprehension in limited time frames.

CONTENTS

		Rank Order FY 1973 <u>Enplanements</u>	<u>Page</u>
AIRPORT PROFILES.			vii
Albany, N.Y.	ALB	64	1
Albuquerque, N.M.	ABQ	56	4
Anchorage, Alaska	ANC	65	7
Atlanta, Ga.	ATL	3	10
Austin, Tex.	AUS	84	13
Birmingham, Ala.	BHM	66	16
Boise, Ida.	BOI	81	19
Boston, Mass.	BOS	10	22
Buffalo, N.Y.	BUF	33	25
Charleston, S.C.	CHS	82	28
Charleston, W.Va.	CRW	96	31
Charlotte, NC.	CLT	40	34
Chattanooga, Tenn.	CHA	100	37
Chicago, Ill.	MDW	75	40
Chicago, Ill.	ORD	1	43
Cincinnati, Ohio	CVG	32	46
Cleveland, Ohio.	CLE	19	49
Colorado Springs, Colo.	COS	91	52
Columbia, S.C.	CAE	79	55
Columbus, Ohio	CMH	43	58
Dallas/Ft. Worth, Tex.	DFW	7	61
Dayton, Ohio	DAY	52	64
Denver, Colo.	DEN	11	67
Des Moines, Iowa	DSM	71	70
Detroit, Mich.	DTW	13	73
El Paso, Tex.	ELP	68	76
Fresno, Calif.	FAT	94	79
Grand Rapids, Mich.	GRR	88	82
Green Bay, Wisc.	GRB	97	85
Greensboro/High Point/ Winston Salem, N.C.	GSO	69	88
Harrisburg, Pa.	MDT	89	91
Hartford/Springfield Conn., Mass.	BDL	41	94
Hilo, Hawaii	ITO	60	97
Honolulu, Hawaii	HNL	12	100
Houston, Tex.	IAH	20	103
Huntsville, Ala.	HSV	98	106
Indianapolis, Ind.	IND	35	109
Jackson, Miss.	JAN	83	112
Jacksonville, Fla.	JAX	50	115
Kahului, Hawaii.	OGG	48	118

CONTENTS (Cont'd)

		Rank Order FY 1973 <u>Enplanements</u>	<u>Page</u>
AIRPORT PROFILES (Cont'd)			
Kansas City, Mo.	MCI	25	121
Knoxville, Tenn.	TYS	76	124
Kona, Hawaii	KOA	87	127
Las Vegas, Nevada	LAS	21	130
Lihue, Hawaii	LIH	49	133
Little Rock, Ark.	LIT	78	136
Los Angeles, Calif.	BUR	44	139
Los Angeles, Calif.	LAX	2	142
Los Angeles, Calif.	ONT	86	145
Los Angeles, Calif.	SNA	59	148
Louisville, Ky.	SDF	46	151
Madison, Wisc.	MSN	95	154
Memphis, Tenn.	MEM	27	157
Miami/Ft. Lauderdale, Fla.	FLL	29	160
Miami/Ft. Lauderdale, Fla.	MIA	9	163
Milwaukee, Wisc.	MKE	39	166
Minneapolis/St. Paul, Minn.	MSP	18	169
Mobile, Ala.	MOB	93	172
Moline, Ill.	MLI	99	175
Nashville, Tenn.	BNA	53	178
New Orleans, La.	MSY	24	181
New York/Newark, N.Y./N.J.	EWR	16	184
New York/Newark, N.Y./N.J.	JFK	4	187
New York/Newark, N.Y./N.J.	LGA	6	190
Norfolk, Va.	ORF	58	193
Oklahoma City, Okla.	OKC	57	196
Omaha, Nebr.	OMA	54	199
Orlando, Fla.	MCO	34	202
Philadelphia, Pa.	PHL	14	205
Phoenix, Ariz.	PHX	26	208
Pittsburgh, Pa.	PIT	15	211
Portland, Oregon	PDX	31	214
Providence, R.I.	PVD	72	217
Raleigh-Durham, N.C.	RDU	61	220
Reno, Nevada	RNO	70	223
Richmond, Va.	RIC	74	226
Roanoke, Va.	ROA	80	229
Rochester, N.Y.	ROC	51	232
Sacramento, Calif.	SMF	47	235
Salt Lake City, Utah	SLC	30	238
San Antonio, Texas	SAT	45	241
San Diego, Calif.	SAN	36	244

CONTENTS (Cont'd)

		Rank Order FY 1973		<u>Page</u>
		<u>Enplanements</u>		
AIRPORT PROFILES (Cont'd)				
San Francisco/Oakland, Calif.	OAK	42	247
San Francisco/Oakland, Calif.	SJC	37	250
San Francisco/Oakland, Calif.	SFO	5	253
Sarasota, Fla.	SRQ	90	256
Seattle/Tacoma, Wa.	SEA	22	259
Shreveport, La.	SHV	85	262
Spokane, Wa.	GEG	73	265
St. Louis, Mo.	STL	17	268
Syracuse, N.Y.	SYR	55	271
Tampa, Fla.	TPA	23	274
Toledo, Ohio.	TOL	92	277
Tucson, Ariz.	TUS	67	280
Tulsa, Okla.	TUL	62	283
Washington/Baltimore, D.C., MD., VA.	BAL	28	286
Washington/Baltimore, D.C., MD., VA.	DCA	8	289
Washington/Baltimore, D.C., MD., VA.	IAD	38	292
West Palm Beach, Fla.	PBI	63	295
Wichita, Kansas	ICT	77	298

Distribution: W-1; R-1 (minus RPL, RAS, RAT); RPL-2; RAS-2;
RAT-2; ZMS-411; FAS-1, FAT-2, FAT-3 (minimum)

vii/viii

AIRPORT
PROFILES

ALBANY, N.Y.

ALB


SCHEDULED OPERATIONS BY HOUR

FRIDAY - AUGUST 5, 1977

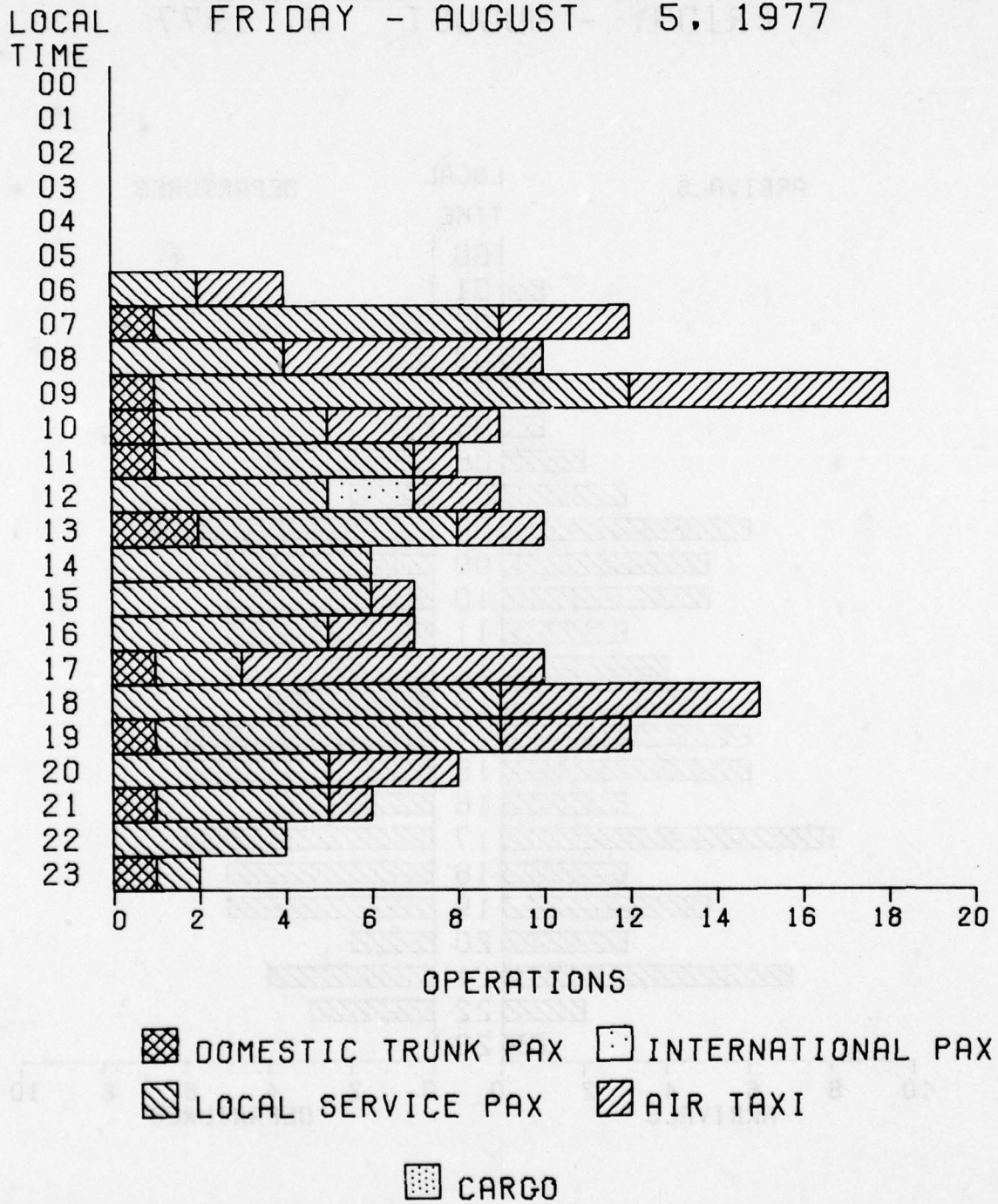
HOUR	ARRIVALS						DEPARTURES						TOTAL OPERATIONS					
	DOM PAX	LOC PAX	INT PAX	AIR TAXI	CARGO	TOTAL	DOM PAX	LOC PAX	INT PAX	AIR TAXI	CARGO	TOTAL	DOM PAX	LOC PAX	INT PAX	AIR TAXI	CARGO	TOTAL
00	0	0	0	0	0	0	0	0	0	0	0	0	0	0	0	0	0	0
01	0	0	0	0	0	0	0	0	0	0	0	0	0	0	0	0	0	0
02	0	0	0	0	0	0	0	0	0	0	0	0	0	0	0	0	0	0
03	0	0	0	0	0	0	0	0	0	0	0	0	0	0	0	0	0	0
04	0	0	0	0	0	0	0	0	0	0	0	0	0	0	0	0	0	0
05	0	0	0	0	0	0	0	0	0	0	0	0	0	0	0	0	0	0
06	0	0	0	1	0	1	0	2	0	0	0	3	0	2	0	0	0	4
07	0	4	0	0	0	4	1	4	0	0	0	8	1	8	0	0	0	12
08	0	2	0	0	0	2	0	2	0	0	0	3	0	4	0	0	0	10
09	0	5	0	0	0	5	1	6	0	0	0	10	1	11	0	0	0	18
10	1	2	0	0	0	3	0	2	0	0	0	4	1	5	0	0	0	9
11	0	3	0	0	0	3	1	3	0	1	0	5	1	6	0	0	0	8
12	0	3	1	0	0	4	0	2	1	0	0	3	0	5	2	0	0	9
13	1	2	0	0	0	3	1	4	0	0	0	7	2	6	0	0	0	10
14	0	4	0	0	0	4	0	2	0	0	0	2	0	6	0	0	0	6
15	0	3	0	0	0	3	0	3	0	0	0	4	0	6	0	0	0	7
16	0	2	0	0	0	2	0	3	0	0	0	4	0	5	0	0	0	7
17	1	1	0	0	0	2	0	1	0	0	0	2	1	2	0	0	0	10
18	0	5	0	0	0	5	0	4	0	0	0	9	1	9	0	0	0	15
19	0	4	0	0	0	4	1	4	0	0	0	6	1	8	0	0	0	12
20	0	3	0	0	0	3	0	2	0	0	0	3	0	5	0	0	0	8
21	1	1	0	0	0	2	0	3	0	0	0	4	1	4	0	0	0	6
22	0	3	0	0	0	3	0	1	0	0	0	1	0	4	0	0	0	4
23	1	1	0	0	0	2	0	0	0	0	0	0	1	1	0	0	0	2
TOTAL	5	48	1	25	0	79	5	48	1	24	0	78	10	36	2	49	0	157

PEAK OPERATIONS PER HOUR : 18
 PEAK AS PERCENT OF TOTAL : 11.5%
 PEAK HOUR(S) OF OPERATION: 09

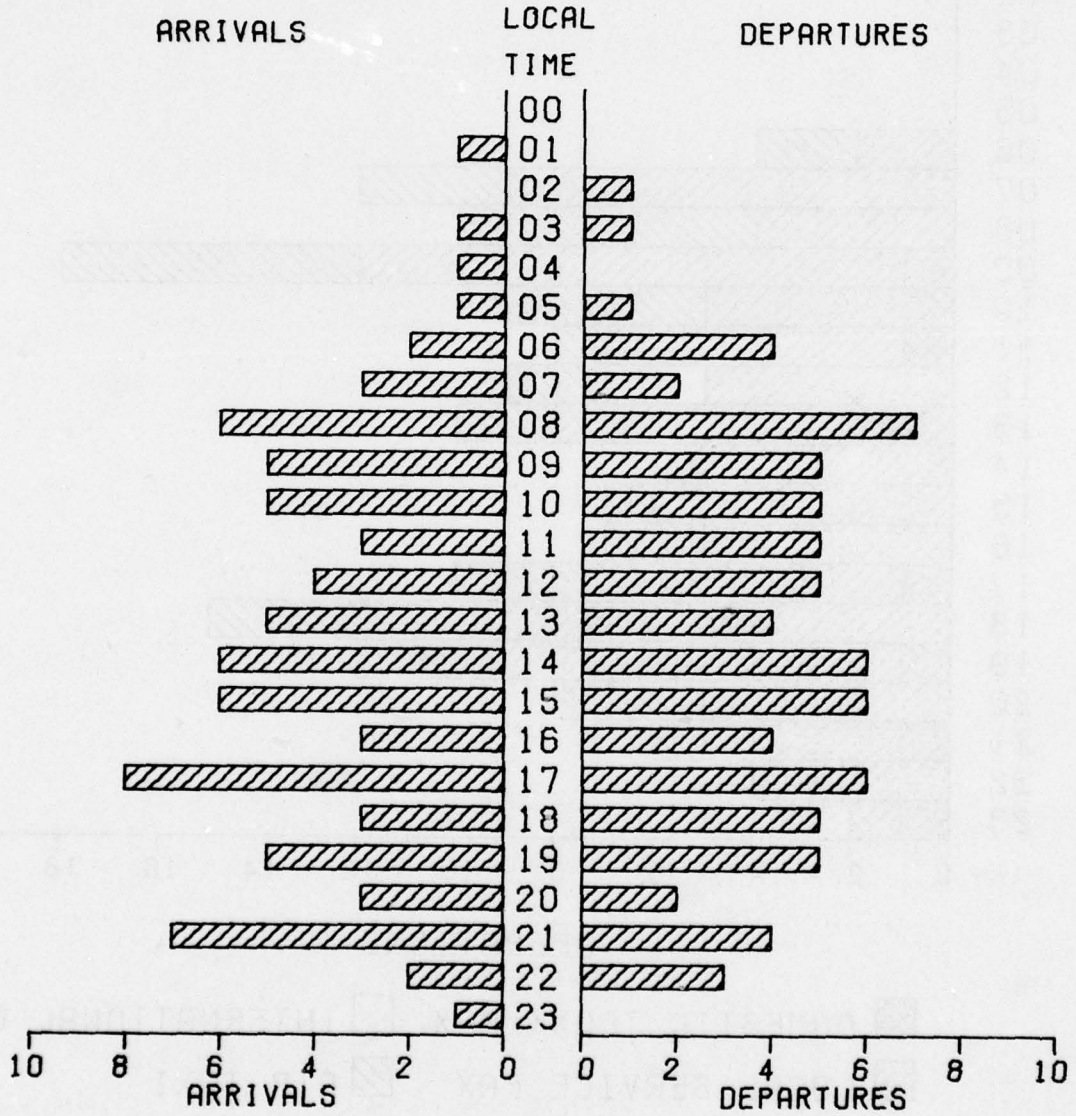
ALBANY, N.Y.
ALB
SCHEDULED OPERATIONS
FRIDAY - AUGUST 5, 1977



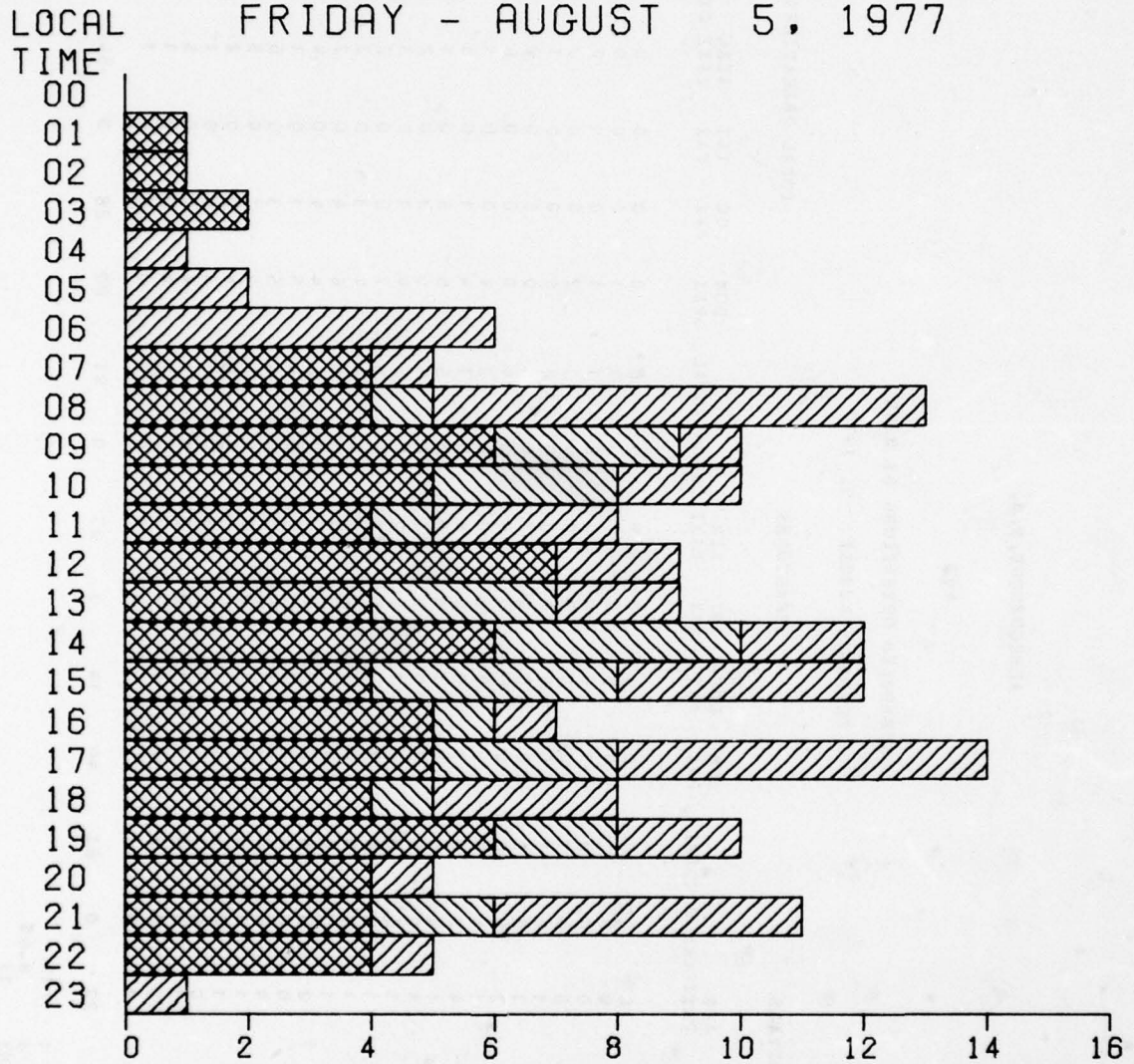
ALBANY, N.Y.
ALB
SCHEDULED OPERATIONS BY HOUR
FRIDAY - AUGUST 5, 1977



ALBUQUERQUE, N.M.
ABQ
SCHEDULED OPERATIONS
FRIDAY - AUGUST 5, 1977



ALBUQUERQUE, N.M.
ABQ
SCHEDULED OPERATIONS BY HOUR
FRIDAY - AUGUST 5, 1977



OPERATIONS

- DOMESTIC TRUNK PAX
- INTERNATIONAL PAX
- LOCAL SERVICE PAX
- AIR TAXI
- CARGO

ALBUQUERQUE, N. M.

ABQ

SCHEDULED OPERATIONS BY HOUR

FRIDAY - AUGUST 5, 1977

HOUR	ARRIVALS			DEPARTURES			TOTAL OPERATIONS			
	DOM PAX	LOC PAX	AIR TAXI CARGO TOTAL	DOM PAX	LOC PAX	AIR TAXI CARGO TOTAL	DOM PAX	LOC PAX	AIR TAXI CARGO TOTAL	
00	0	0	0	0	0	0	0	0	0	0
01	1	0	0	0	0	0	1	0	0	0
02	0	0	0	0	0	0	1	0	0	0
03	1	0	0	0	0	0	1	0	0	0
04	0	0	1	0	0	0	0	0	0	0
05	0	0	1	0	0	1	0	0	2	0
06	0	0	2	0	0	4	0	0	6	0
07	2	0	3	2	0	0	4	0	6	1
08	1	1	4	3	0	4	4	1	8	0
09	2	2	5	4	0	0	6	3	10	0
10	3	1	5	2	2	1	5	3	10	0
11	2	0	3	2	1	2	4	1	8	0
12	3	0	4	4	0	1	7	0	9	0
13	2	2	5	2	1	1	4	3	9	0
14	3	2	6	3	2	1	6	4	12	0
15	2	2	6	2	2	0	4	4	12	0
16	3	0	4	2	1	1	5	1	7	0
17	2	2	8	3	1	2	5	3	14	0
18	2	0	3	2	2	0	4	1	8	0
19	3	1	5	3	1	1	6	2	10	0
20	3	0	3	1	0	1	4	0	5	0
21	3	1	7	1	1	2	4	2	11	0
22	2	0	2	2	0	1	4	0	5	0
23	0	0	1	0	0	0	0	0	1	0
TOTAL	40	14	81	40	14	81	80	28	162	0
DAY										

PEAK OPERATIONS PER HOUR : 14
 PEAK AS PERCENT OF TOTAL : 8.6%
 PEAK HOUR(S) OF OPERATION: 17

ANCHORAGE, ALASKA

ANC

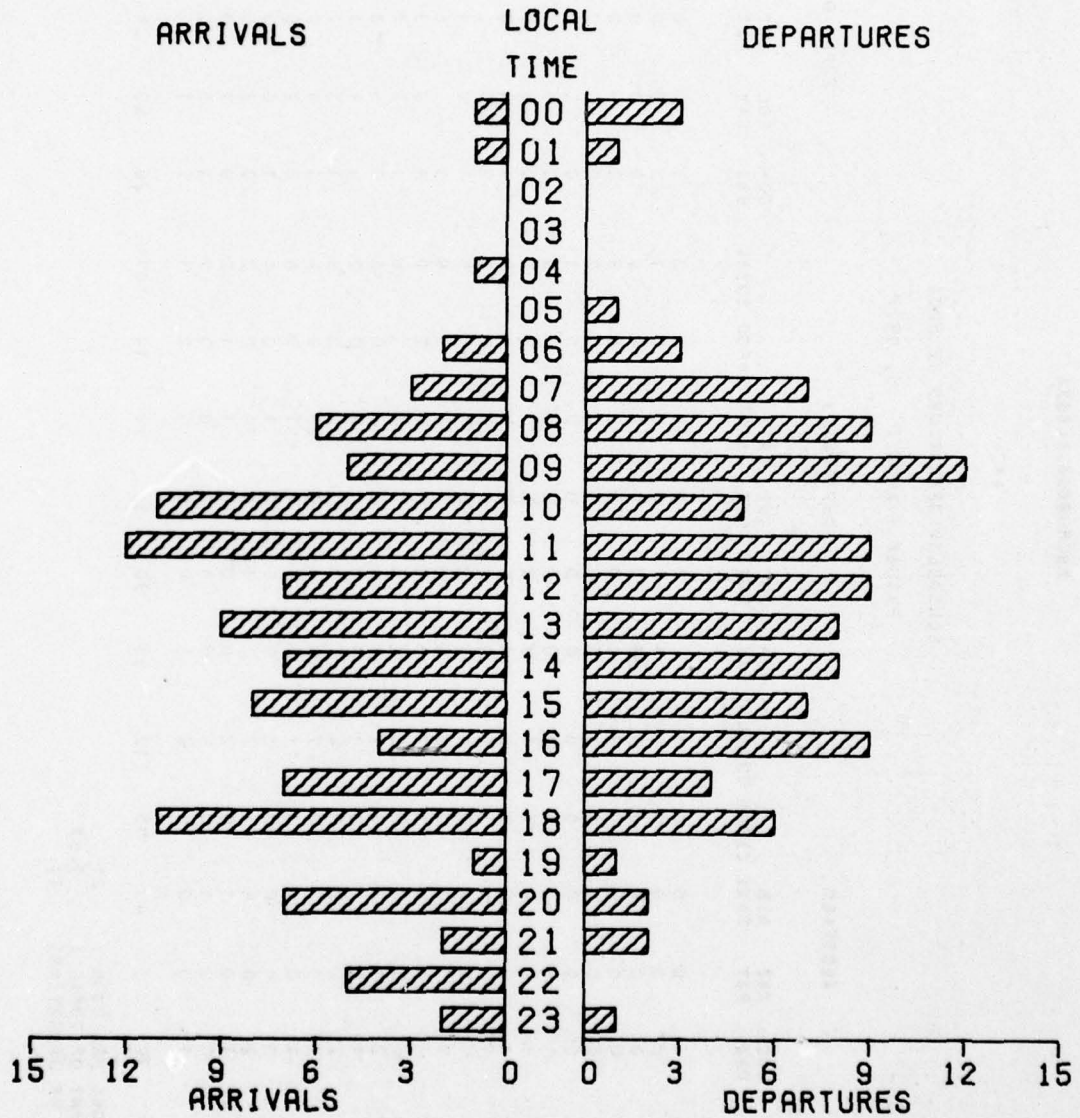
SCHEDULED OPERATIONS BY HOUR

FRIDAY - AUGUST 5, 1977

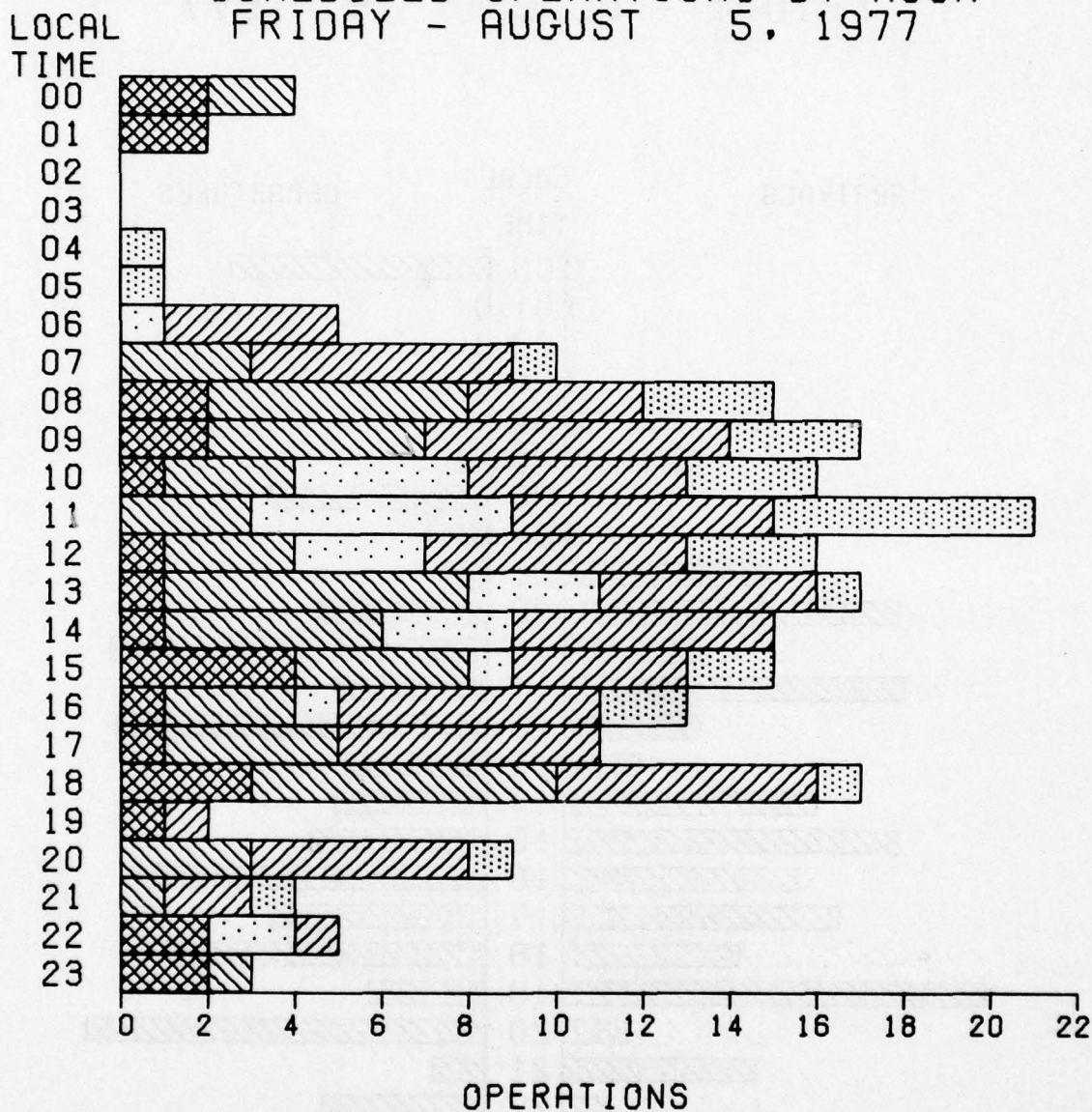
HOUR	ARRIVALS						DEPARTURES						TOTAL OPERATIONS					
	DOM PAX	LOC PAX	INT PAX	AIR TAXI	CARGO	TOTAL	DOM PAX	LOC PAX	INT PAX	AIR TAXI	CARGO	TOTAL	DOM PAX	LOC PAX	INT PAX	AIR TAXI	CARGO	TOTAL
00	0	1	0	0	0	1	2	1	0	0	0	0	3	2	0	0	0	4
01	1	0	0	0	0	1	1	0	0	0	0	0	1	2	0	0	0	2
02	0	0	0	0	0	0	0	0	0	0	0	0	0	0	0	0	0	0
03	0	0	0	0	0	0	0	0	0	0	0	0	0	0	0	0	0	0
04	0	0	0	0	0	1	1	0	0	0	0	0	0	0	0	0	1	1
05	0	0	0	0	0	0	0	0	0	0	0	1	1	0	0	0	1	1
06	0	0	1	1	1	3	0	0	0	3	0	0	3	0	1	4	0	5
07	0	1	0	2	2	6	1	5	0	2	1	9	2	6	0	4	3	15
08	1	1	0	3	1	6	2	4	0	4	2	12	2	5	0	7	3	17
09	0	1	0	4	2	11	1	2	0	1	1	5	1	3	4	5	16	
10	0	1	0	3	3	12	0	0	3	3	3	9	0	3	6	6	21	
11	0	3	3	4	2	17	1	2	2	2	2	9	1	3	3	6	16	
12	1	1	0	2	0	9	1	2	1	3	1	8	1	7	3	5	17	
13	0	5	2	2	0	9	0	3	2	3	0	8	1	5	3	6	15	
14	1	2	1	3	0	7	0	3	1	2	0	7	4	4	1	4	15	
15	3	1	0	2	2	8	1	1	1	4	2	9	1	3	1	6	13	
16	0	2	0	2	0	4	1	1	0	3	0	4	1	4	0	6	11	
17	1	3	0	3	0	7	0	3	1	1	0	4	3	7	0	6	11	
18	1	4	0	5	1	11	2	3	0	1	0	6	3	0	0	1	17	
19	1	0	0	0	0	1	0	0	0	1	0	1	1	0	0	1	2	
20	0	2	0	4	1	7	0	1	0	1	0	2	0	3	0	5	9	
21	0	1	0	1	0	2	0	0	0	1	1	2	0	1	0	2	4	
22	2	0	2	1	0	5	0	0	0	0	0	0	2	0	2	1	5	
23	1	1	0	0	0	2	1	0	0	0	0	1	2	1	0	0	3	
TOTAL	13	30	13	41	15	112	13	30	11	39	14	107	26	50	24	80	29	219

PEAK OPERATIONS PER HOUR : 21
 PEAK AS PERCENT OF TOTAL : 9.6%
 PEAK HOUR(S) OF OPERATION: 11

ANCHORAGE, ALASKA
 ANC
 SCHEDULED OPERATIONS
 FRIDAY - AUGUST 5, 1977

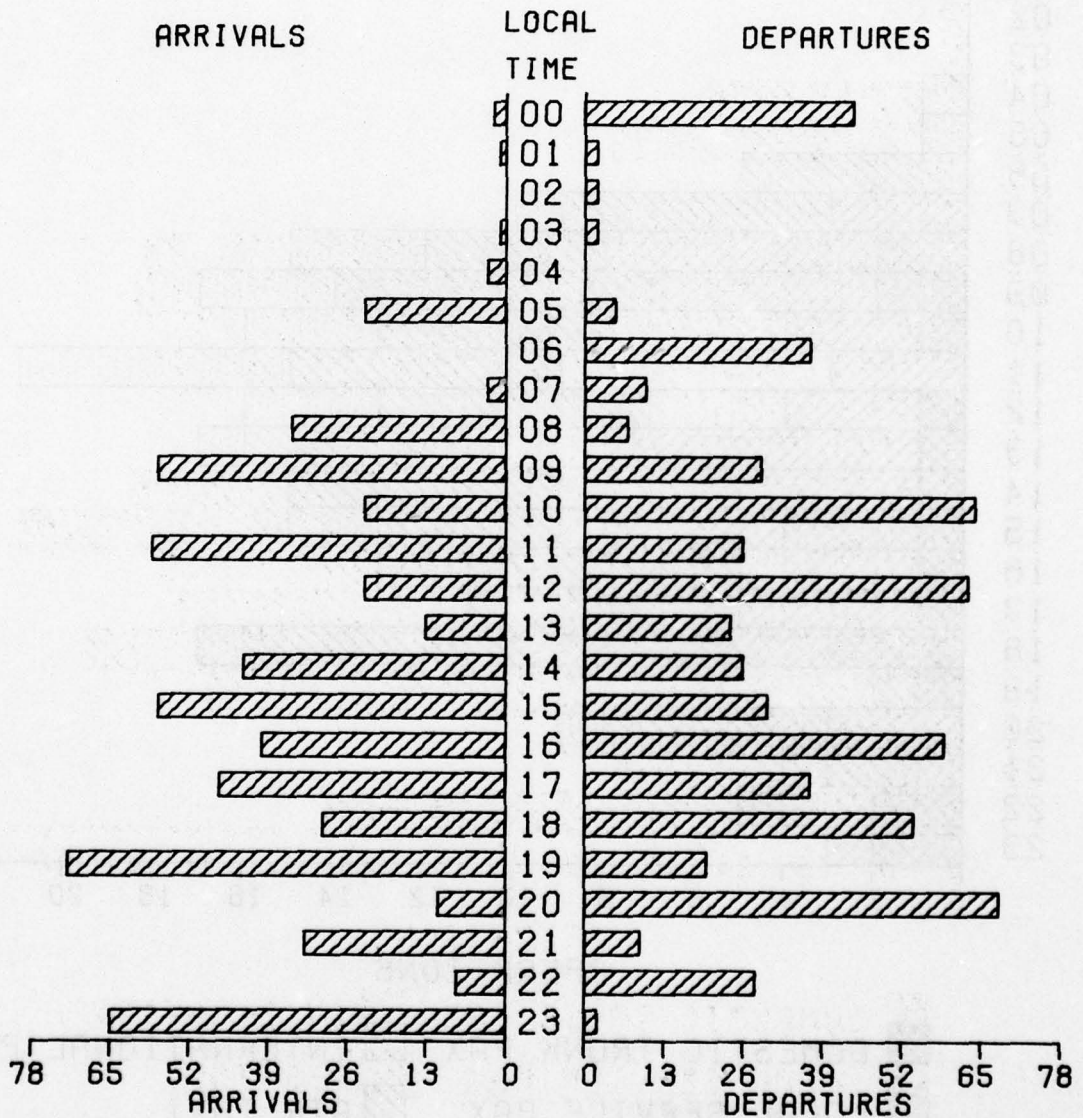


ANCHORAGE, ALASKA
 ANC
 SCHEDULED OPERATIONS BY HOUR
 FRIDAY - AUGUST 5, 1977

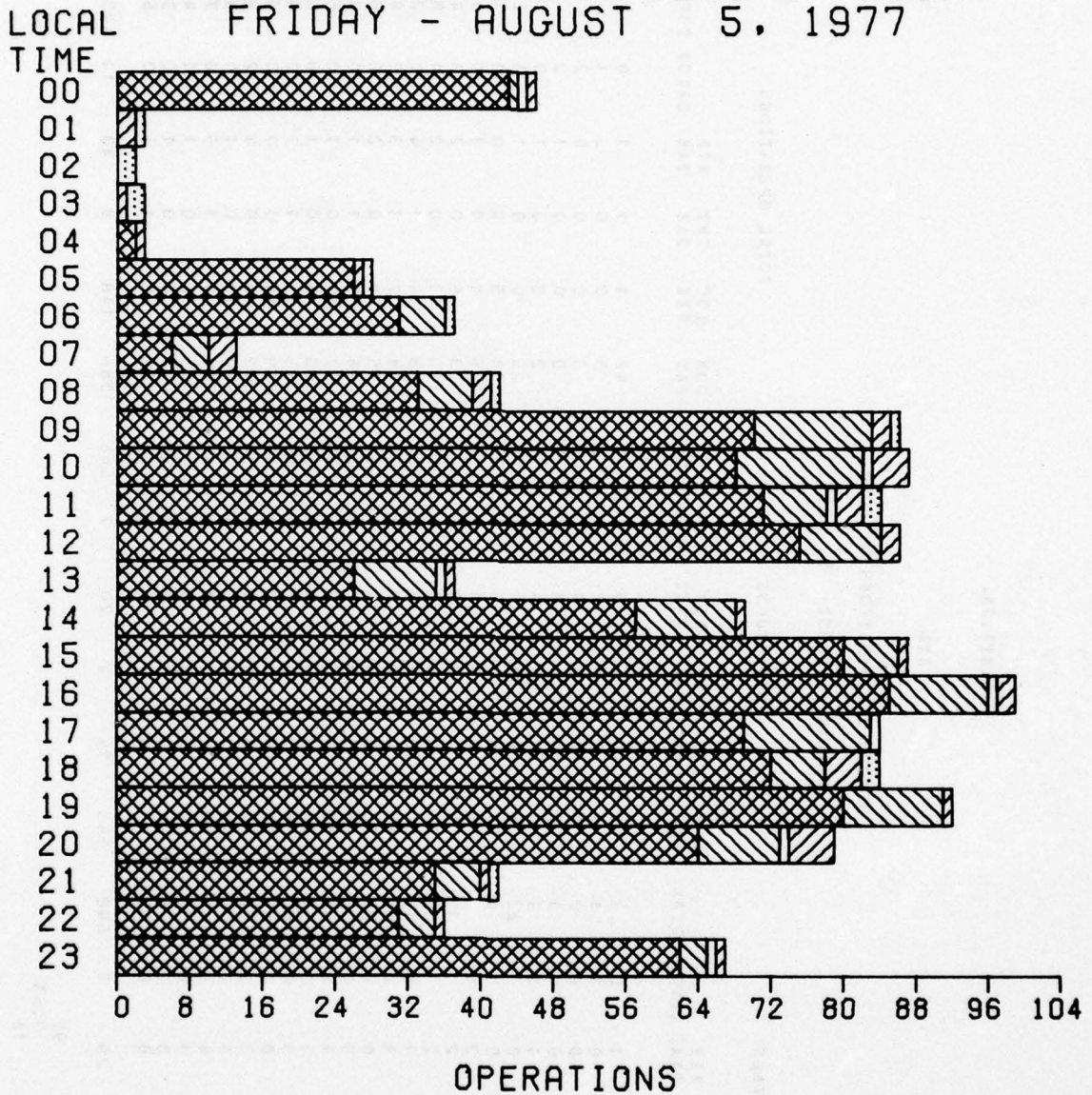


DOMESTIC TRUNK PAX
 INTERNATIONAL PAX
 LOCAL SERVICE PAX
 AIR TAXI
 CARGO

ATLANTA, GA.
 ATL
 SCHEDULED OPERATIONS
 FRIDAY - AUGUST 5, 1977



ATLANTA, GA.
 ATL
 SCHEDULED OPERATIONS BY HOUR
 FRIDAY - AUGUST 5, 1977



DOMESTIC TRUNK PAX
 INTERNATIONAL PAX
 LOCAL SERVICE PAX
 AIR TAXI
 CARGO

ATLANTA, GA.

ATL

SCHEDULED OPERATIONS BY HOUR

FRIDAY - AUGUST 5, 1977

HOUR	ARRIVALS			DEPARTURES			TOTAL OPERATIONS										
	DOM PAX	LOC PAX	INT PAX	AIR TAXI	CARGO	TOTAL	DOM PAX	LOC PAX	INT PAX	AIR TAXI	CARGO	TOTAL					
00	0	1	0	1	0	2	43	0	1	0	0	44	43	1	1	0	46
01	0	0	0	1	0	1	0	0	0	2	0	0	0	0	2	1	3
02	0	0	0	0	0	0	0	0	0	0	0	2	0	0	0	2	2
03	0	0	0	1	0	1	0	0	1	1	1	2	0	1	2	3	3
04	2	0	0	1	0	3	0	0	0	0	0	0	2	0	1	0	3
05	22	0	0	0	0	23	4	0	0	1	0	5	26	0	1	1	28
06	0	0	0	0	0	0	31	5	0	1	1	37	31	5	0	1	37
07	1	0	0	2	0	3	5	4	0	1	0	10	6	4	0	1	13
08	27	5	0	2	1	35	6	1	0	0	0	7	33	6	2	1	42
09	43	11	0	2	1	57	27	2	0	0	0	29	70	13	0	1	86
10	18	4	0	1	0	23	50	10	1	3	0	64	68	14	1	0	87
11	54	3	0	1	0	58	17	4	1	2	2	26	71	7	1	3	84
12	20	3	0	0	0	23	55	6	0	0	0	63	75	9	0	2	86
13	6	6	1	0	0	13	20	3	0	1	0	24	26	9	1	0	37
14	38	4	0	1	0	43	19	7	0	0	0	26	57	11	1	0	69
15	52	4	0	1	0	57	28	2	0	0	0	30	80	6	1	0	87
16	31	8	1	0	0	40	54	3	0	2	0	59	85	11	2	0	99
17	41	5	1	0	0	47	28	9	0	0	0	37	69	14	1	0	84
18	25	1	0	2	2	30	47	5	0	2	0	54	72	6	4	2	84
19	62	9	0	1	0	72	18	2	0	0	0	20	80	11	0	0	92
20	6	1	0	4	0	11	58	8	1	1	0	68	64	9	1	0	79
21	29	3	0	1	0	33	6	2	0	0	1	9	35	5	1	1	42
22	5	3	0	0	0	8	26	1	0	1	0	28	31	4	1	0	36
23	61	3	1	0	0	65	1	0	0	1	0	2	62	3	1	0	67
TOTAL	543	74	4	20	7	648	543	74	4	20	7	648	1086	148	8	40	1296

PEAK OPERATIONS PER HOUR : 99
 PEAK AS PERCENT OF TOTAL : 7.6%
 PEAK HOUR(S) OF OPERATION : 16

AUSTIN, TEX.

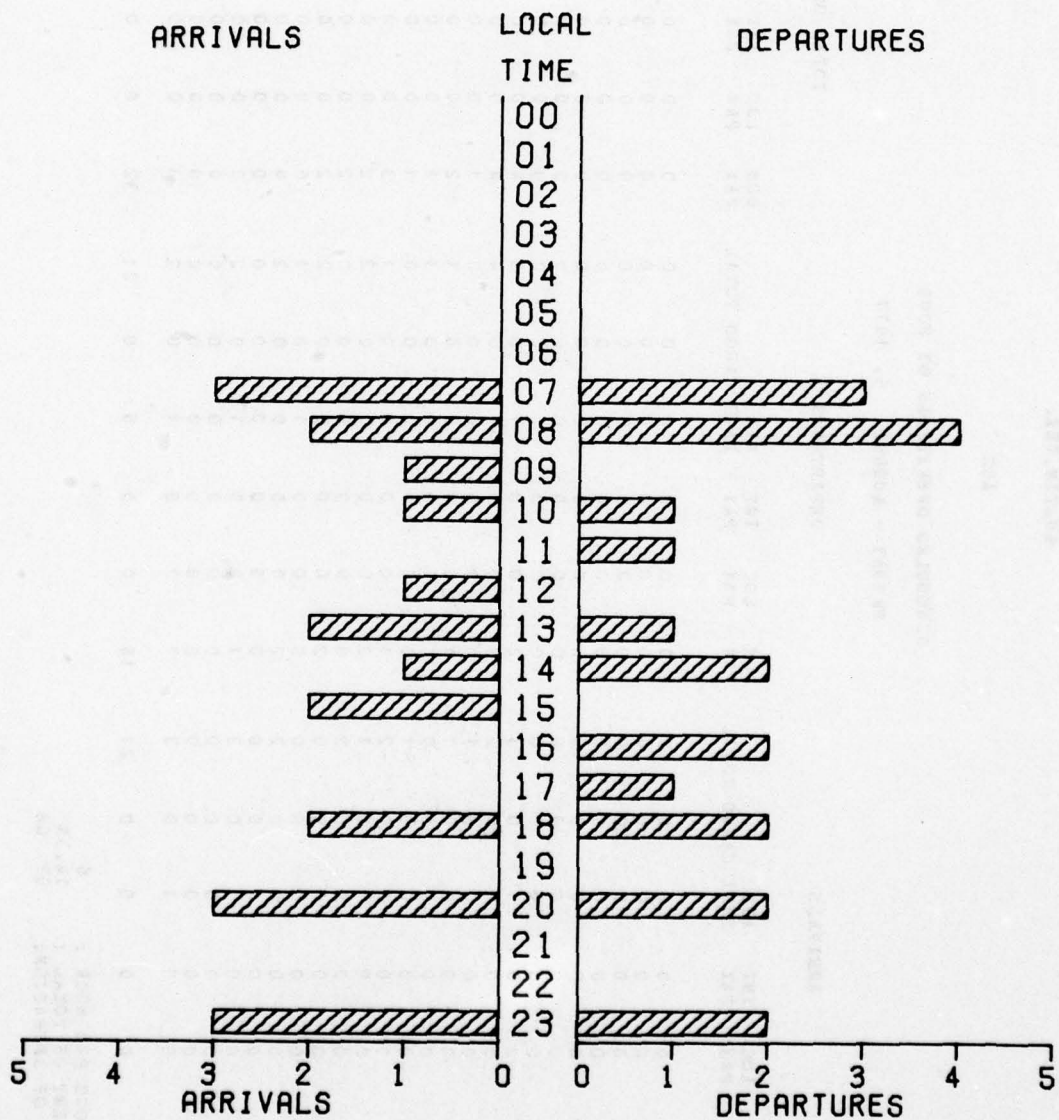
AUS

SCHEDULED OPERATIONS BY HOUR
FRIDAY - AUGUST 5, 1977

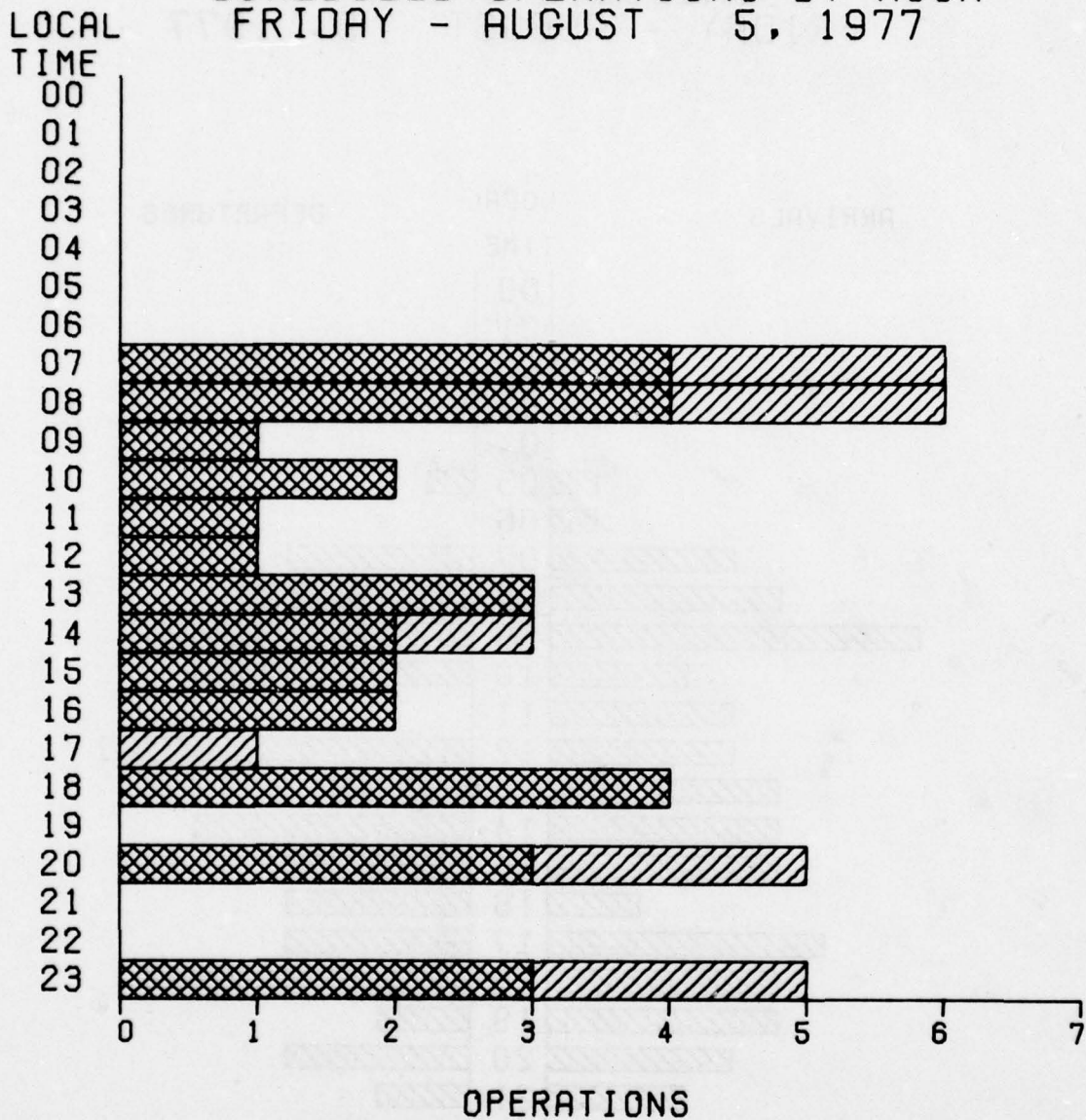
HOUR	ARRIVALS						DEPARTURES						TOTAL OPERATIONS					
	DOM PAX	LOC PAX	INT PAX	AIR TAXI	CARGO	TOTAL	DOM PAX	LOC PAX	INT PAX	AIR TAXI	CARGO	TOTAL	DOM PAX	LOC PAX	INT PAX	AIR TAXI	CARGO	TOTAL
00	0	0	0	0	0	0	0	0	0	0	0	0	0	0	0	0	0	0
01	0	0	0	0	0	0	0	0	0	0	0	0	0	0	0	0	0	0
02	0	0	0	0	0	0	0	0	0	0	0	0	0	0	0	0	0	0
03	0	0	0	0	0	0	0	0	0	0	0	0	0	0	0	0	0	0
04	0	0	0	0	0	0	0	0	0	0	0	0	0	0	0	0	0	0
05	0	0	0	0	0	0	0	0	0	0	0	0	0	0	0	0	0	0
06	0	0	0	0	0	0	0	0	0	0	0	0	0	0	0	0	0	0
07	2	0	0	1	0	3	2	0	0	1	3	4	0	0	0	2	0	6
08	1	0	0	1	0	2	3	0	0	1	4	4	0	0	0	2	0	6
09	1	0	0	0	0	1	1	0	0	0	1	1	0	0	0	0	0	2
10	1	0	0	0	0	1	1	0	0	0	1	1	0	0	0	0	0	2
11	0	0	0	0	0	0	1	0	0	0	1	1	0	0	0	0	0	2
12	1	0	0	0	0	1	1	0	0	0	1	1	0	0	0	0	0	2
13	2	0	0	0	0	2	1	0	0	0	1	3	0	0	0	0	0	4
14	0	0	0	1	0	1	2	0	0	0	2	2	0	0	0	1	0	3
15	2	0	0	0	0	2	0	0	0	0	2	2	0	0	0	0	0	4
16	0	0	0	0	0	0	2	0	0	0	2	2	0	0	0	0	0	4
17	0	0	0	0	0	0	0	0	0	0	0	0	0	0	0	0	0	0
18	2	0	0	0	0	2	2	0	0	1	3	4	0	0	0	0	0	7
19	0	0	0	0	0	0	0	0	0	0	0	0	0	0	0	0	0	0
20	2	0	0	1	0	3	1	0	0	1	2	3	0	0	0	2	0	5
21	0	0	0	0	0	0	0	0	0	0	0	0	0	0	0	0	0	0
22	0	0	0	0	0	0	0	0	0	0	0	0	0	0	0	0	0	0
23	2	0	0	1	0	3	1	0	0	1	2	3	0	0	0	2	0	5
TOTAL DAY	16	0	0	5	0	21	16	0	0	5	21	32	0	0	0	10	0	42

PEAK OPERATIONS PER HOUR : 6
 PEAK AS PERCENT OF TOTAL : 14.3%
 PEAK HOUR(S) OF OPERATION: 07-08

AUSTIN, TEX.
 AUS
 SCHEDULED OPERATIONS
 FRIDAY - AUGUST 5, 1977

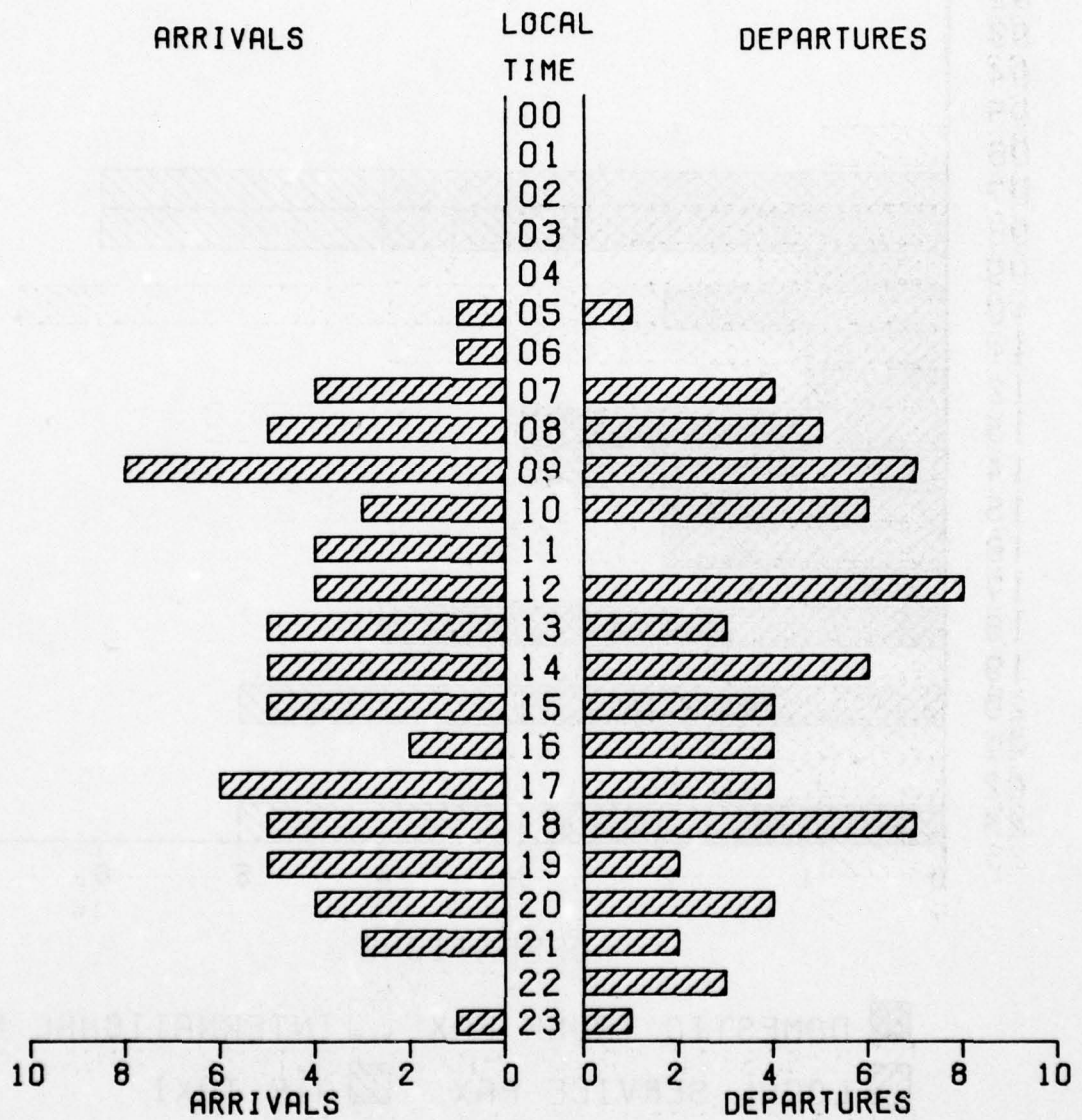


AUSTIN, TEX.
 AUS
 SCHEDULED OPERATIONS BY HOUR
 FRIDAY - AUGUST 5, 1977

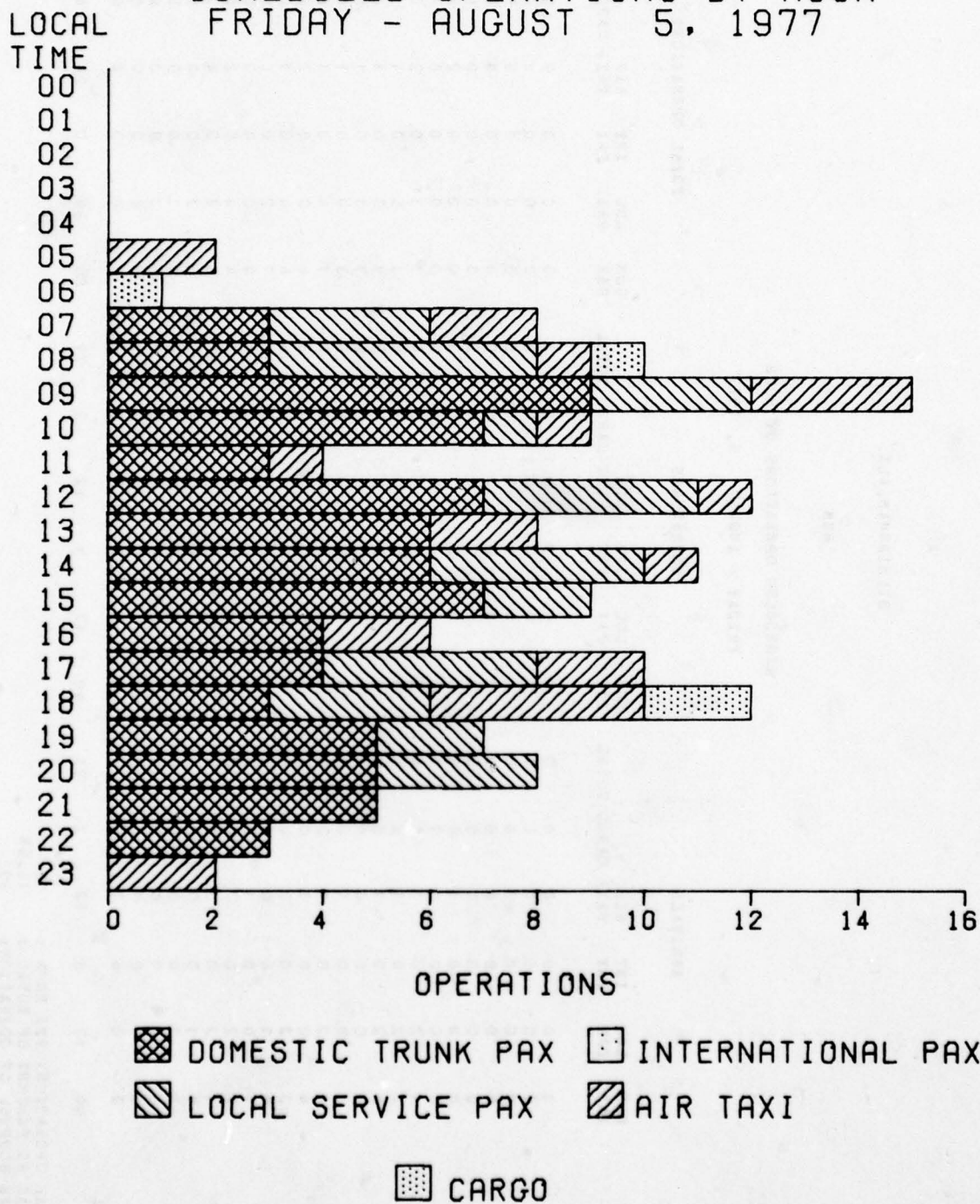


DOMESTIC TRUNK PAX
 INTERNATIONAL PAX
 LOCAL SERVICE PAX
 AIR TAXI
 CARGO

BIRMINGHAM, ALA.
 BHM
 SCHEDULED OPERATIONS
 FRIDAY - AUGUST 5, 1977



BIRMINGHAM, ALA.
 BHM
 SCHEDULED OPERATIONS BY HOUR
 FRIDAY - AUGUST 5, 1977



BIRMINGHAM, ALA.

BHM

SCHEDULED OPERATIONS BY HOUR

FRIDAY - AUGUST 5, 1977

HOUR	ARRIVALS						DEPARTURES						TOTAL OPERATIONS					
	DOM PAX	LOC PAX	INT PAX	AIR TAXI	CARGO	TOTAL	DOM PAX	LOC PAX	INT PAX	AIR TAXI	CARGO	TOTAL	DOM PAX	LOC PAX	INT PAX	AIR TAXI	CARGO	TOTAL
00	0	0	0	0	0	0	0	0	0	0	0	0	0	0	0	0	0	0
01	0	0	0	0	0	0	0	0	0	0	0	0	0	0	0	0	0	0
02	0	0	0	0	0	0	0	0	0	0	0	0	0	0	0	0	0	0
03	0	0	0	0	0	0	0	0	0	0	0	0	0	0	0	0	0	0
04	0	0	0	0	0	0	0	0	0	0	0	0	0	0	0	0	0	0
05	0	0	0	1	0	1	0	0	0	0	0	1	0	0	0	0	0	2
06	0	0	0	0	1	1	0	0	0	0	0	0	0	0	0	0	1	1
07	1	2	0	1	0	4	2	1	0	1	0	0	0	3	0	2	0	8
08	2	2	0	1	0	5	1	3	0	0	0	1	0	5	0	1	1	10
09	5	2	0	1	0	8	4	1	0	2	0	0	0	7	0	3	0	15
10	3	0	0	1	0	3	4	1	0	1	0	0	0	7	1	1	0	9
11	3	0	0	1	0	4	0	0	0	0	0	0	0	3	0	0	0	4
12	1	2	0	1	0	4	6	2	0	0	0	0	0	7	0	1	0	12
13	4	0	0	1	0	5	2	0	0	0	0	0	0	6	0	2	0	8
14	3	2	0	0	0	5	3	2	0	1	0	0	0	6	0	1	0	11
15	4	1	0	0	0	5	3	1	0	0	0	0	0	7	0	0	0	9
16	1	0	0	1	0	2	3	0	0	1	0	0	0	4	0	2	0	6
17	2	2	0	2	0	6	2	2	0	0	0	0	0	4	0	0	0	10
18	1	1	0	1	1	5	2	1	0	3	1	0	0	3	0	4	2	12
19	4	1	0	0	0	5	1	1	0	0	0	0	0	5	2	0	0	7
20	3	1	0	0	0	4	2	2	0	0	0	0	0	5	0	0	0	8
21	3	0	0	0	0	3	2	0	0	0	0	0	0	5	0	0	0	5
22	0	0	0	0	0	0	3	0	0	0	0	0	0	3	0	0	0	3
23	0	0	0	1	0	1	0	0	0	1	0	0	0	0	0	2	0	2
TOTAL DAY	40	17	0	12	2	71	40	17	0	12	2	71	80	34	0	24	4	142

PEAK OPERATIONS PER HOUR : 15
 PEAK AS PERCENT OF TOTAL : 10.6%
 PEAK HOUR(S) OF OPERATION: 09

BOISE, IDA.

BOI


SCHEDULED OPERATIONS BY HOUR

FRIDAY - AUGUST 5, 1977

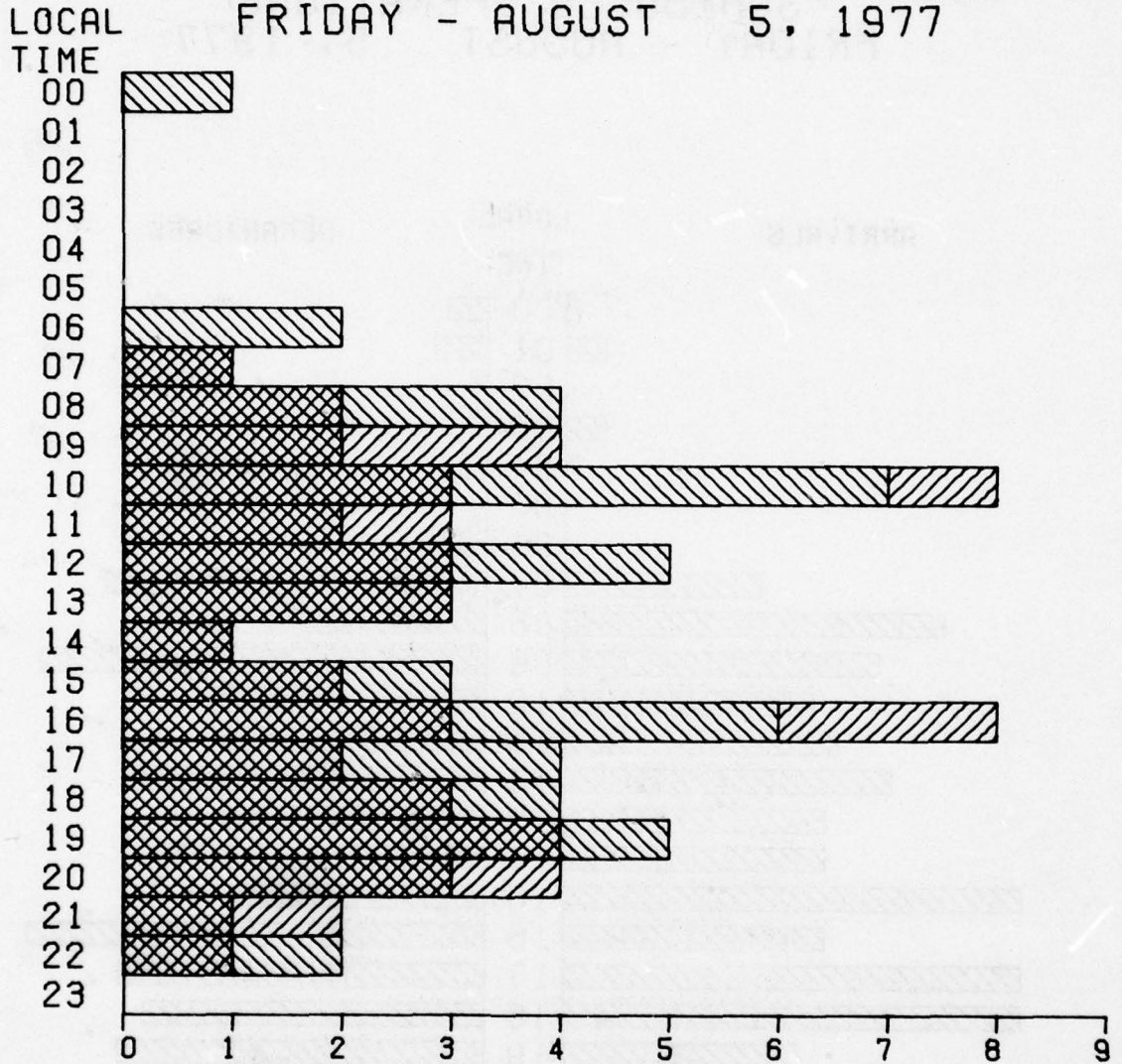
HOUR	ARRIVALS						DEPARTURES						TOTAL OPERATIONS					
	DOM PAX	LOC PAX	INT PAX	AIR TAXI	CARGO	TOTAL	DOM PAX	LOC PAX	INT PAX	AIR TAXI	CARGO	TOTAL	DOM PAX	LOC PAX	INT PAX	AIR TAXI	CARGO	TOTAL
00	0	1	0	0	0	1	0	0	0	0	0	0	0	1	0	0	0	1
01	0	0	0	0	0	0	0	0	0	0	0	0	0	0	0	0	0	0
02	0	0	0	0	0	0	0	0	0	0	0	0	0	0	0	0	0	0
03	0	0	0	0	0	0	0	0	0	0	0	0	0	0	0	0	0	0
04	0	0	0	0	0	0	0	0	0	0	0	0	0	0	0	0	0	0
05	0	0	0	0	0	0	0	0	0	0	0	0	0	0	0	0	0	0
06	0	0	0	0	0	0	0	0	0	0	0	0	0	0	0	0	0	0
07	0	0	0	0	0	0	0	0	0	0	0	0	0	0	0	0	0	0
08	1	1	0	0	0	2	1	1	0	0	1	2	2	0	0	0	0	4
09	0	0	0	0	0	0	1	0	0	0	0	0	0	0	0	0	0	0
10	2	2	0	1	0	5	2	0	1	0	3	3	0	0	0	2	0	4
11	1	0	0	0	0	1	1	0	0	0	0	0	0	0	0	0	0	0
12	2	1	0	0	0	3	1	1	0	0	2	2	0	0	0	1	0	3
13	1	0	0	0	0	1	2	0	0	0	0	0	0	0	0	0	0	0
14	0	0	0	0	0	0	1	0	0	0	0	0	0	0	0	0	0	0
15	2	1	0	0	0	3	0	0	0	0	0	0	0	0	0	0	0	0
16	1	2	0	0	0	3	2	0	0	0	0	0	0	0	0	0	0	0
17	1	0	0	0	0	1	2	0	0	0	0	0	0	0	0	0	0	0
18	2	1	0	0	0	3	1	0	0	0	0	0	0	0	0	0	0	0
19	2	0	0	0	0	2	2	0	0	0	0	0	0	0	0	0	0	0
20	1	0	0	0	0	1	0	0	0	0	0	0	0	0	0	0	0	0
21	1	0	0	0	0	1	0	0	0	0	0	0	0	0	0	0	0	0
22	1	1	0	0	0	2	0	0	0	0	0	0	0	0	0	0	0	0
23	0	0	0	0	0	0	0	0	0	0	0	0	0	0	0	0	0	0
TOTAL	18	10	0	4	0	32	18	10	0	4	0	32	36	20	0	8	0	64

PEAK OPERATIONS PER HOUR : 8
 PEAK AS PERCENT OF TOTAL : 12.5%
 PEAK HOUR(S) OF OPERATION: 10 16

BOISE, IDA.
BOI
SCHEDULED OPERATIONS
FRIDAY - AUGUST 5, 1977



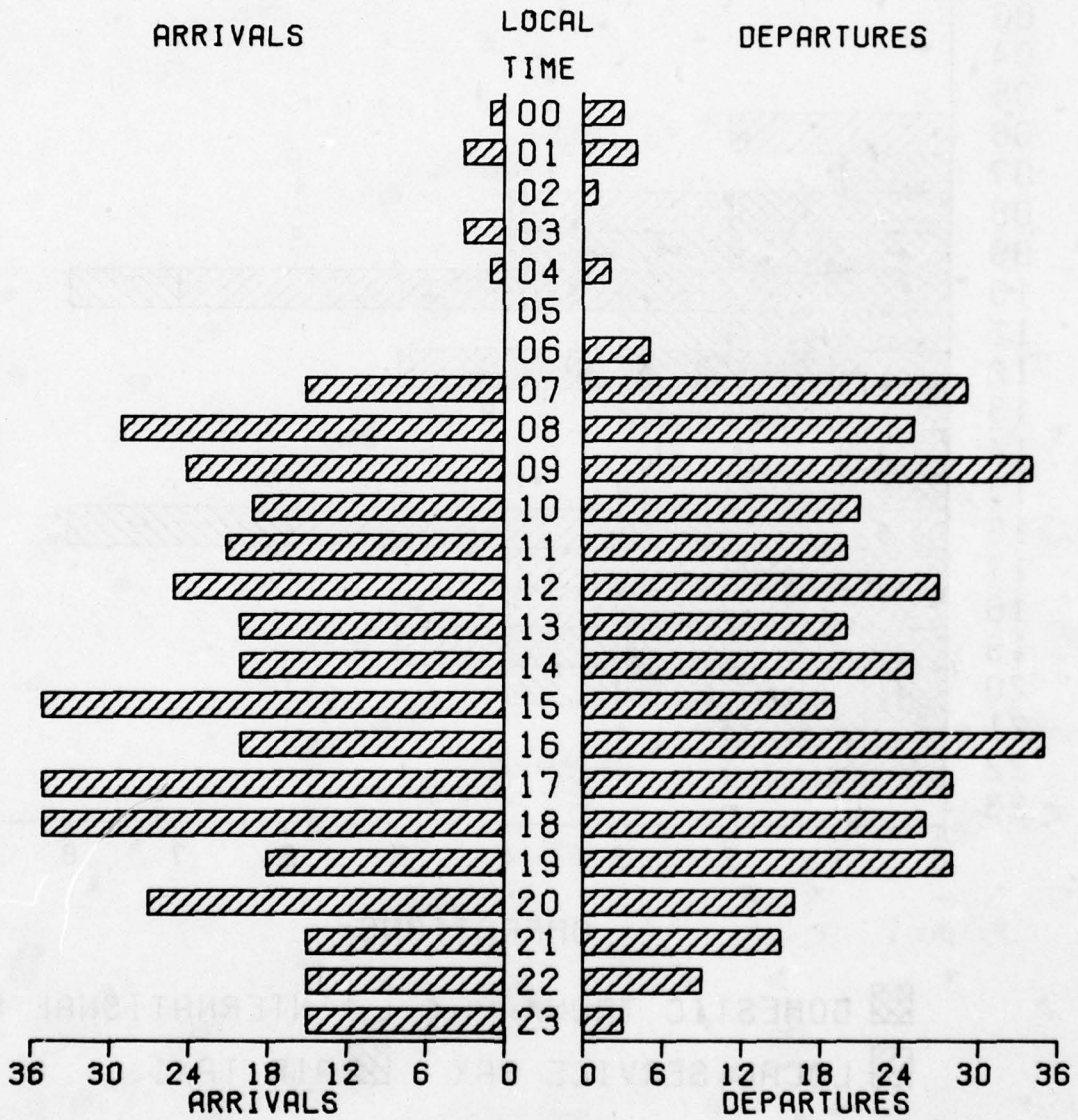
BOISE, IDA.
 BOI
 SCHEDULED OPERATIONS BY HOUR
 FRIDAY - AUGUST 5, 1977



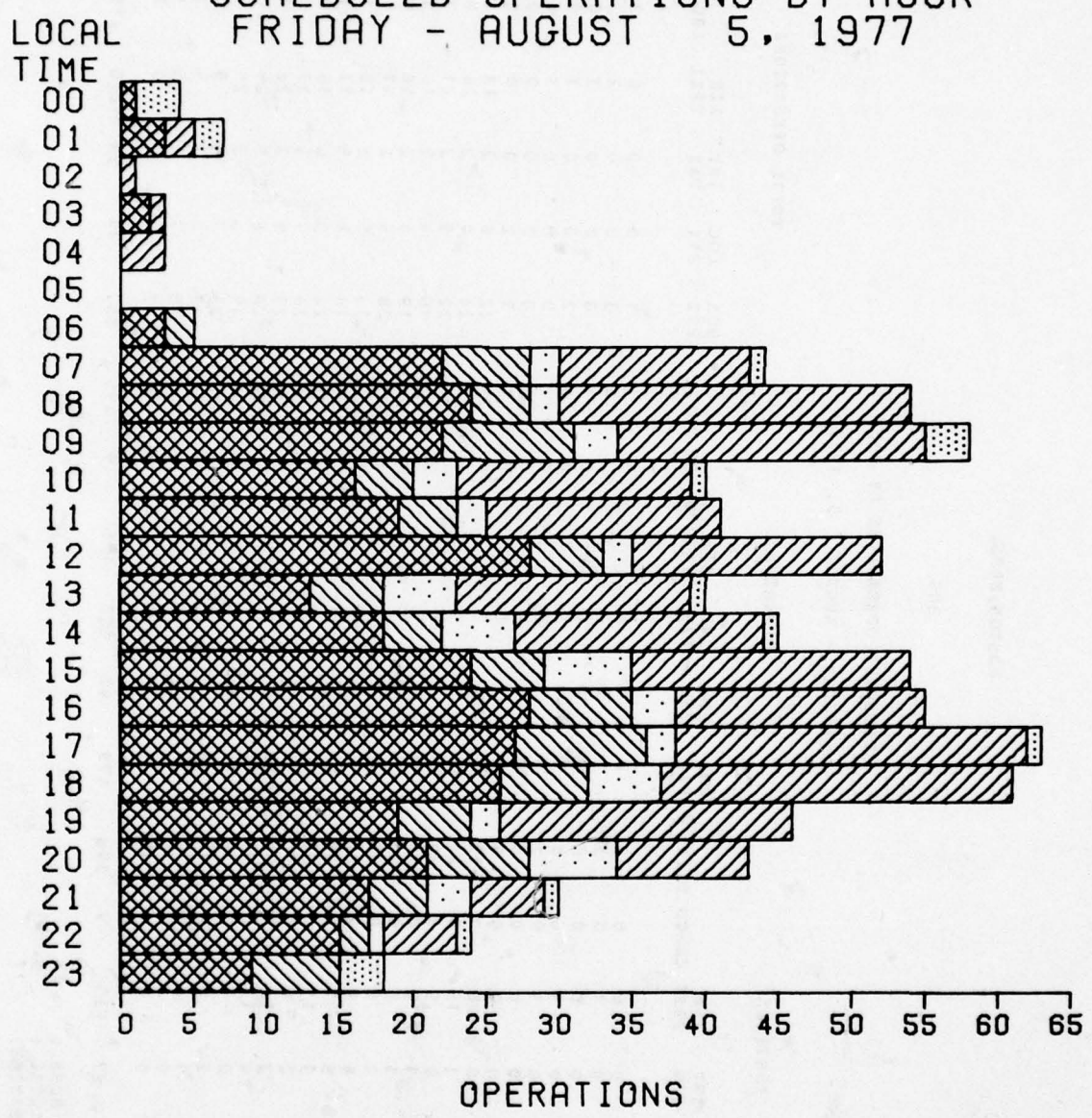
OPERATIONS

-
-
-

BOSTON, MASS.
 BOS
 SCHEDULED OPERATIONS
 FRIDAY - AUGUST 5, 1977



BOSTON, MASS.
 BOS
 SCHEDULED OPERATIONS BY HOUR
 FRIDAY - AUGUST 5, 1977



DOMESTIC TRUNK PAX
 INTERNATIONAL PAX
 LOCAL SERVICE PAX
 AIR TAXI
 CARGO

BOSTON, MASS.

BOS

SCHEDULED OPERATIONS BY HOUR
FRIDAY - AUGUST 5, 1977

HOUR	ARRIVALS				DEPARTURES				TOTAL OPERATIONS					
	DOM PAX	LOC PAX	INT PAX	AIR TAXI CARGO TOTAL	DOM PAX	LOC PAX	INT PAX	AIR TAXI CARGO TOTAL	DOM PAX	LOC PAX	INT PAX	AIR TAXI CARGO TOTAL		
00	1	0	0	0	0	0	0	0	3	1	0	0	3	4
01	2	0	0	1	1	0	0	1	2	3	0	2	2	7
02	0	0	0	0	0	0	0	0	0	0	0	1	0	1
03	2	0	0	1	0	0	0	0	0	2	0	1	0	3
04	0	0	0	1	0	0	0	2	0	0	0	3	0	3
05	0	0	0	0	0	0	0	0	0	0	0	0	0	0
06	0	0	0	0	3	2	0	0	0	3	2	0	0	5
07	6	0	0	8	16	6	2	5	0	22	6	13	1	44
08	12	3	1	13	12	1	1	11	0	24	4	2	0	54
09	7	5	0	9	15	4	3	12	0	22	9	3	3	58
10	8	0	1	10	8	4	2	6	1	16	4	3	1	40
11	10	2	1	8	9	2	1	8	0	19	4	2	16	41
12	12	4	1	8	16	1	1	9	0	27	5	2	0	52
13	6	1	4	8	7	4	1	8	0	13	5	5	1	40
14	6	2	5	7	12	2	0	10	1	18	4	5	1	45
15	17	4	3	11	7	1	3	8	0	24	5	6	19	54
16	9	3	2	6	19	4	1	11	0	28	7	3	17	55
17	14	5	2	13	13	4	0	11	1	27	9	2	24	63
18	15	3	4	13	11	3	1	11	0	26	6	5	24	61
19	9	1	0	8	10	4	2	12	0	19	5	2	20	46
20	14	5	2	6	7	2	4	3	0	21	7	7	9	43
21	9	2	1	2	8	2	2	3	0	15	4	3	5	30
22	11	1	0	2	4	1	1	3	0	15	2	1	5	24
23	8	6	0	0	1	0	0	0	2	9	6	0	0	18
TOTAL DAY	178	47	27	135	179	47	25	135	9	395	94	52	270	791

PEAK OPERATIONS PER HOUR : 63
 PEAK AS PERCENT OF TOTAL : 8.0%
 PEAK HOUR(S) OF OPERATION: 17

BUFFALO, N.Y.

BUF


SCHEDULED OPERATIONS BY HOUR

FRIDAY - AUGUST 5, 1977

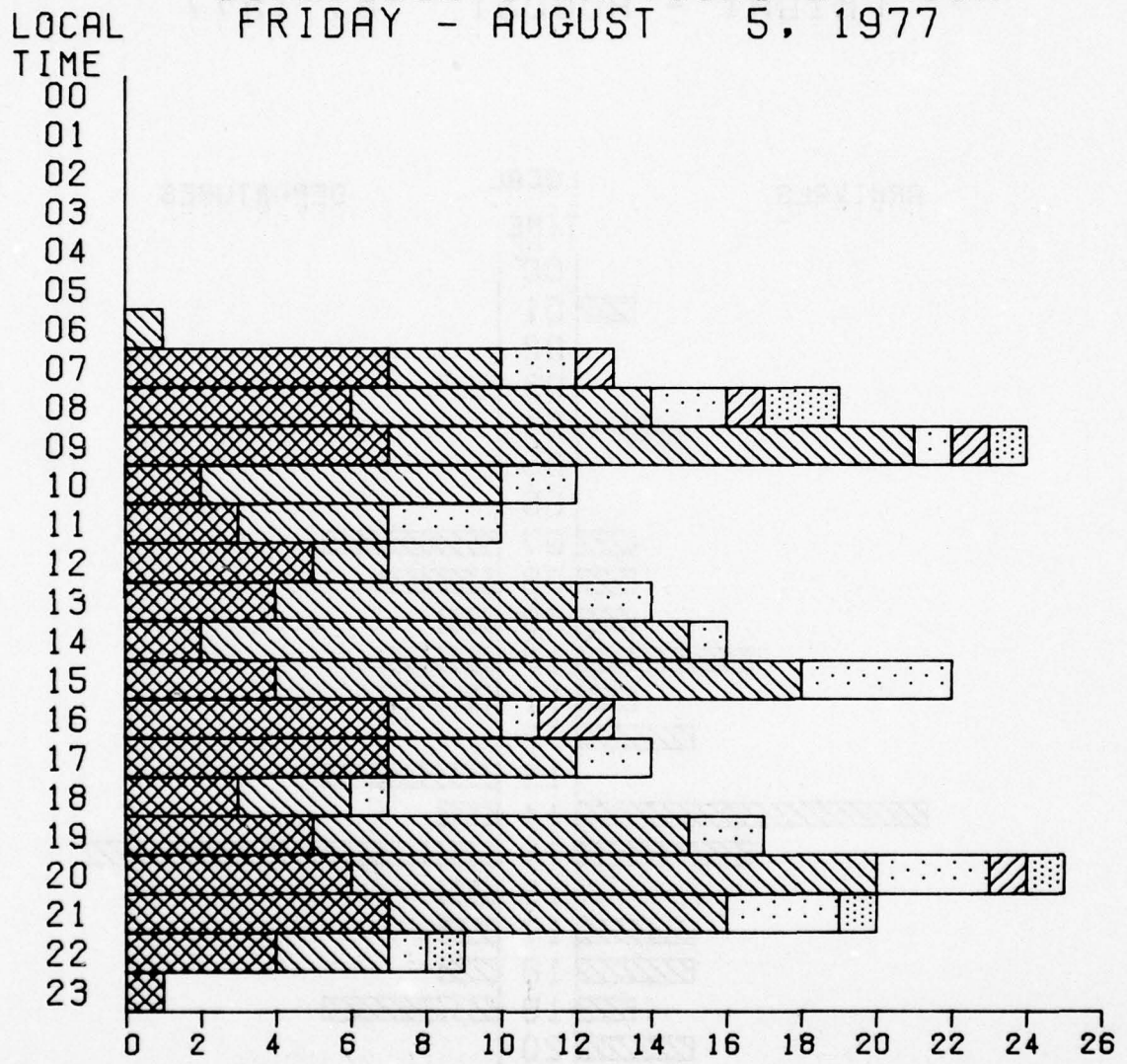
HOUR	ARRIVALS			DEPARTURES			TOTAL OPERATIONS						
	DOM PAX	LOC PAX	INT PAX	DOM PAX	LOC PAX	INT PAX	DOM PAX	LJC PAX	INT PAX	AIR TAXI	AIR TAXI	CARGO	TOTAL
00	0	0	0	0	0	0	0	0	0	0	0	0	0
01	0	0	0	0	0	0	0	0	0	0	0	0	0
02	0	0	0	0	0	0	0	0	0	0	0	0	0
03	0	0	0	0	0	0	0	0	0	0	0	0	0
04	0	0	0	0	0	0	0	0	0	0	0	0	0
05	0	0	0	0	0	0	0	0	0	0	0	0	0
06	0	0	0	0	0	0	0	0	0	0	0	0	0
07	0	0	0	0	0	0	0	0	0	0	0	0	0
08	3	6	2	7	3	0	0	10	5	6	2	1	13
09	2	8	0	5	6	1	1	14	7	7	1	1	24
10	0	2	0	2	6	2	0	10	2	8	2	0	12
11	2	2	1	1	2	2	0	5	3	4	3	0	10
12	3	1	0	2	1	0	0	3	5	2	0	0	7
13	1	7	1	3	1	1	0	5	4	8	2	0	14
14	2	5	0	0	8	1	0	9	2	13	1	0	16
15	3	5	4	0	9	0	0	10	4	14	4	0	22
16	3	0	1	1	3	0	1	8	3	3	2	0	13
17	3	3	1	0	2	1	0	7	7	5	2	0	14
18	1	2	0	0	1	1	0	4	3	3	1	0	7
19	4	6	1	0	4	1	0	6	5	10	2	0	17
20	4	9	2	0	5	1	0	10	6	14	3	1	25
21	5	1	1	0	8	2	0	12	7	9	3	0	20
22	3	3	0	0	0	1	0	3	4	3	1	0	9
23	1	0	0	0	0	0	0	0	1	0	0	0	1
TOTAL DAY	40	60	16	40	62	14	3	122	80	122	30	6	244

PEAK OPERATIONS PER HOUR : 25
 PEAK AS PERCENT OF TOTAL : 10.2%
 PEAK HOUR(S) OF OPERATION: 20

BUFFALO, N.Y.
 BUF
 SCHEDULED OPERATIONS
 FRIDAY - AUGUST 5, 1977



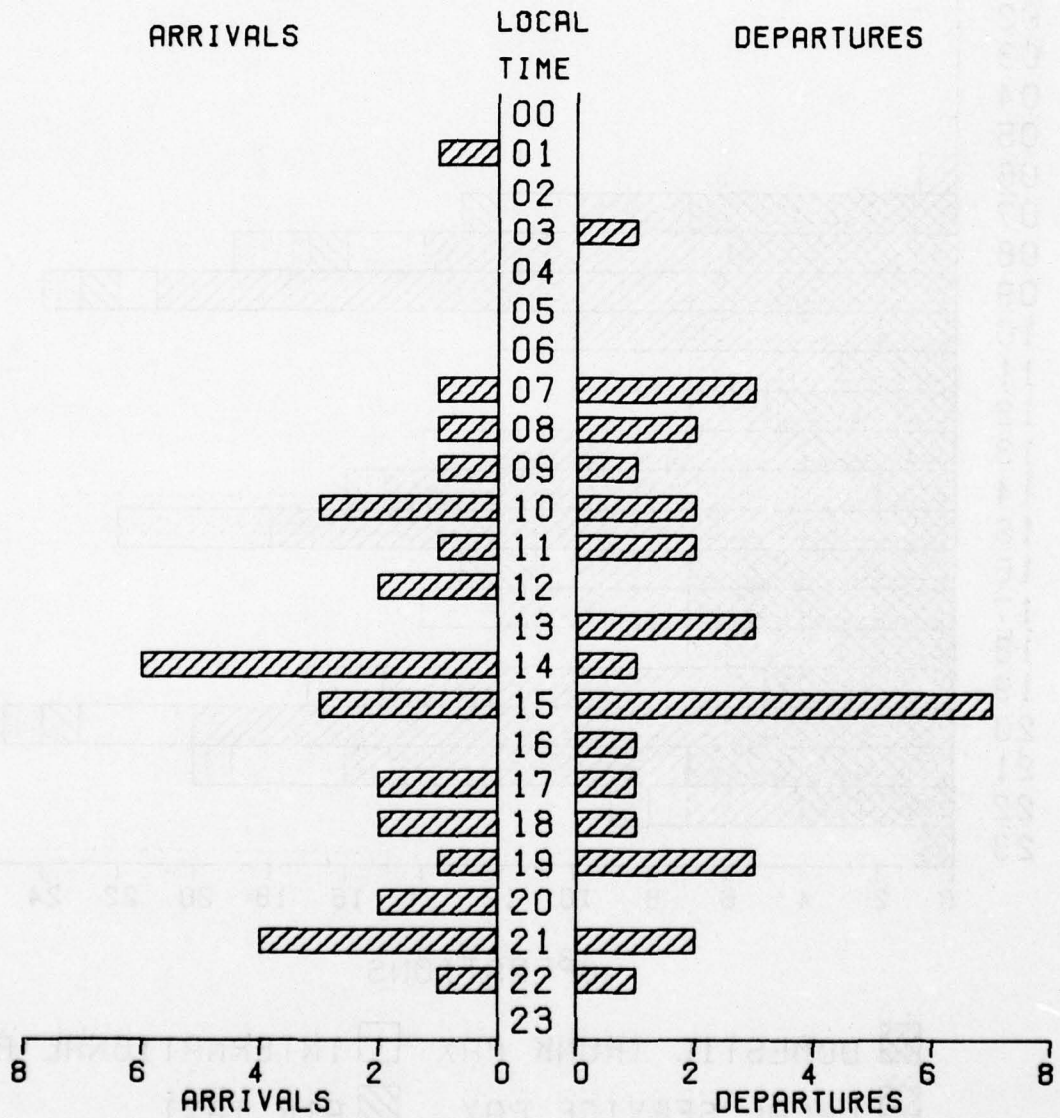
BUFFALO, N.Y.
 BUF
 SCHEDULED OPERATIONS BY HOUR
 FRIDAY - AUGUST 5, 1977



OPERATIONS

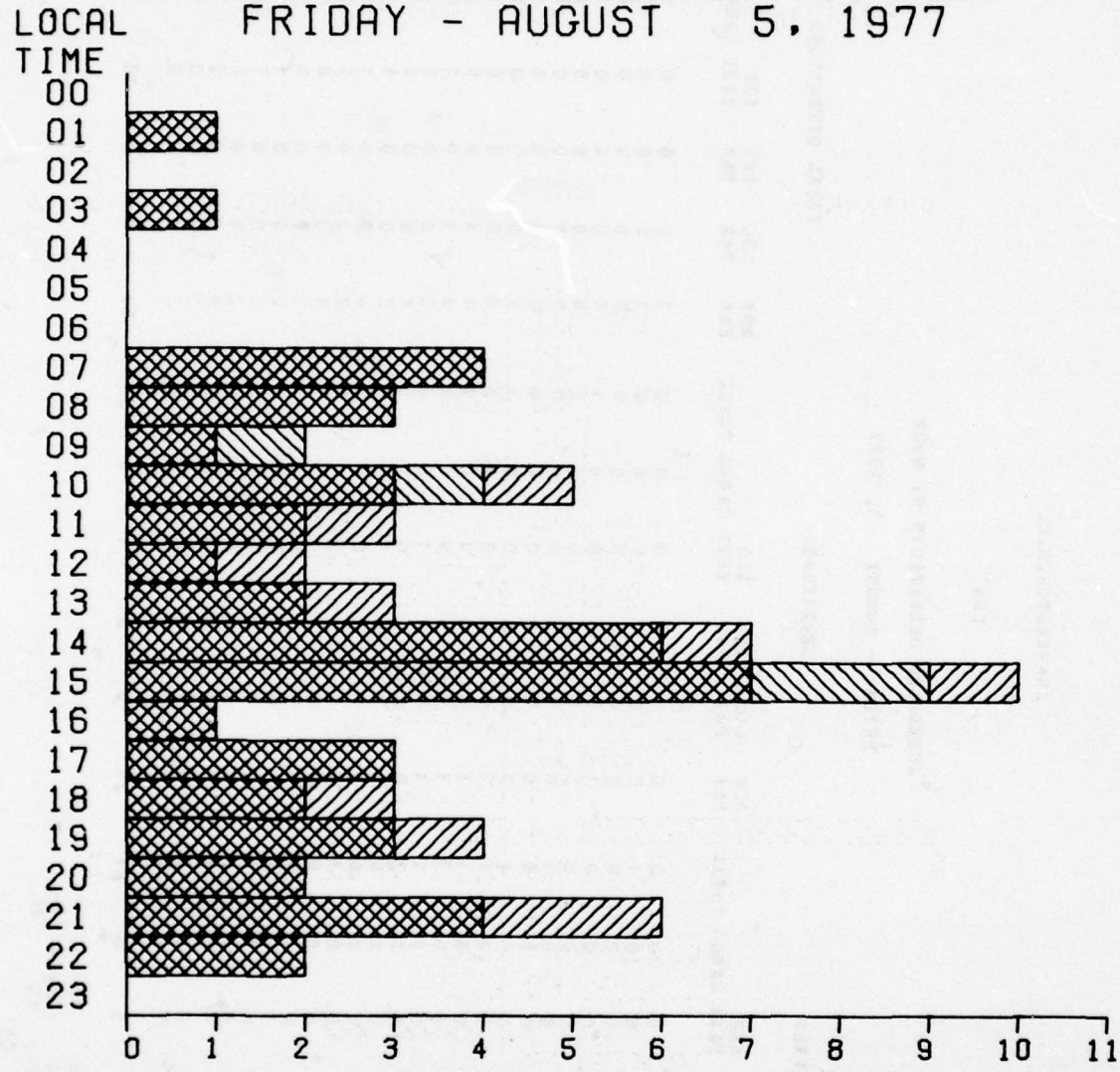
- DOMESTIC TRUNK PAX
- LOCAL SERVICE PAX
- INTERNATIONAL PAX
- AIR TAXI
- CARGO

CHARLESTON, S.C.
 CHS
 SCHEDULED OPERATIONS
 FRIDAY - AUGUST 5, 1977








CHARLESTON, S.C.

CHS SCHEDULED OPERATIONS BY HOUR FRIDAY - AUGUST 5, 1977



OPERATIONS

-  DOMESTIC TRUNK PAX
-  INTERNATIONAL PAX
-  LOCAL SERVICE PAX
-  AIR TAXI
-  CARGO

CHARLESTON, S.C.

CHS

SCHEDULED OPERATIONS BY HOUR

FRIDAY - AUGUST 5, 1977

HOUR	ARRIVALS			DEPARTURES			TOTAL OPERATIONS							
	DOM PAX	LOC PAX	INT PAX	DOM PAX	LOC PAX	INT PAX	DOM PAX	LOC PAX	INT PAX	AIR TAXI	AIR TAXI	CARGO	CARGO	TOTAL
00	0	0	0	0	0	0	0	0	0	0	0	0	0	0
01	1	0	0	0	0	0	0	0	0	0	0	0	0	1
02	0	0	0	0	0	0	0	0	0	0	0	0	0	0
03	0	0	0	1	0	0	0	1	0	0	0	0	0	1
04	0	0	0	0	0	0	0	0	0	0	0	0	0	0
05	0	0	0	0	0	0	0	0	0	0	0	0	0	0
06	0	0	0	0	0	0	0	0	0	0	0	0	0	0
07	1	0	0	1	0	0	0	3	0	0	0	0	0	4
08	1	0	0	1	0	0	0	2	0	0	0	0	0	3
09	2	0	0	1	0	0	0	1	1	0	0	0	0	2
10	1	0	0	1	0	0	0	2	0	0	0	0	0	5
11	1	0	0	1	0	0	0	2	0	0	0	0	0	3
12	1	0	0	2	0	0	0	0	0	0	0	0	0	2
13	0	0	0	2	0	0	0	3	0	0	0	0	0	3
14	5	0	0	6	0	0	0	1	0	0	0	0	0	7
15	2	1	0	3	1	0	0	7	1	0	0	0	0	10
16	0	0	0	0	0	0	0	1	0	0	0	0	0	1
17	2	0	0	2	0	0	0	1	0	0	0	0	0	3
18	1	0	0	1	0	0	0	1	0	0	0	0	0	3
19	1	0	0	1	0	0	0	2	0	0	0	0	0	4
20	2	0	0	2	0	0	0	0	0	0	0	0	0	2
21	3	0	0	4	0	0	0	1	0	0	0	0	0	6
22	1	0	0	1	0	0	0	2	0	0	0	0	0	2
23	0	0	0	0	0	0	0	0	0	0	0	0	0	0
TOTAL	24	2	0	31	2	0	0	48	4	0	0	0	0	62
DAY														

PEAK OPERATIONS PER HOUR : 10
 PEAK AS PERCENT OF TOTAL : 16.1%
 PEAK HOUR(S) OF OPERATION: 15

CHARLESTON, S.C.

CRW


SCHEDULED OPERATIONS BY HOUR

FRIDAY - AUGUST 5, 1977

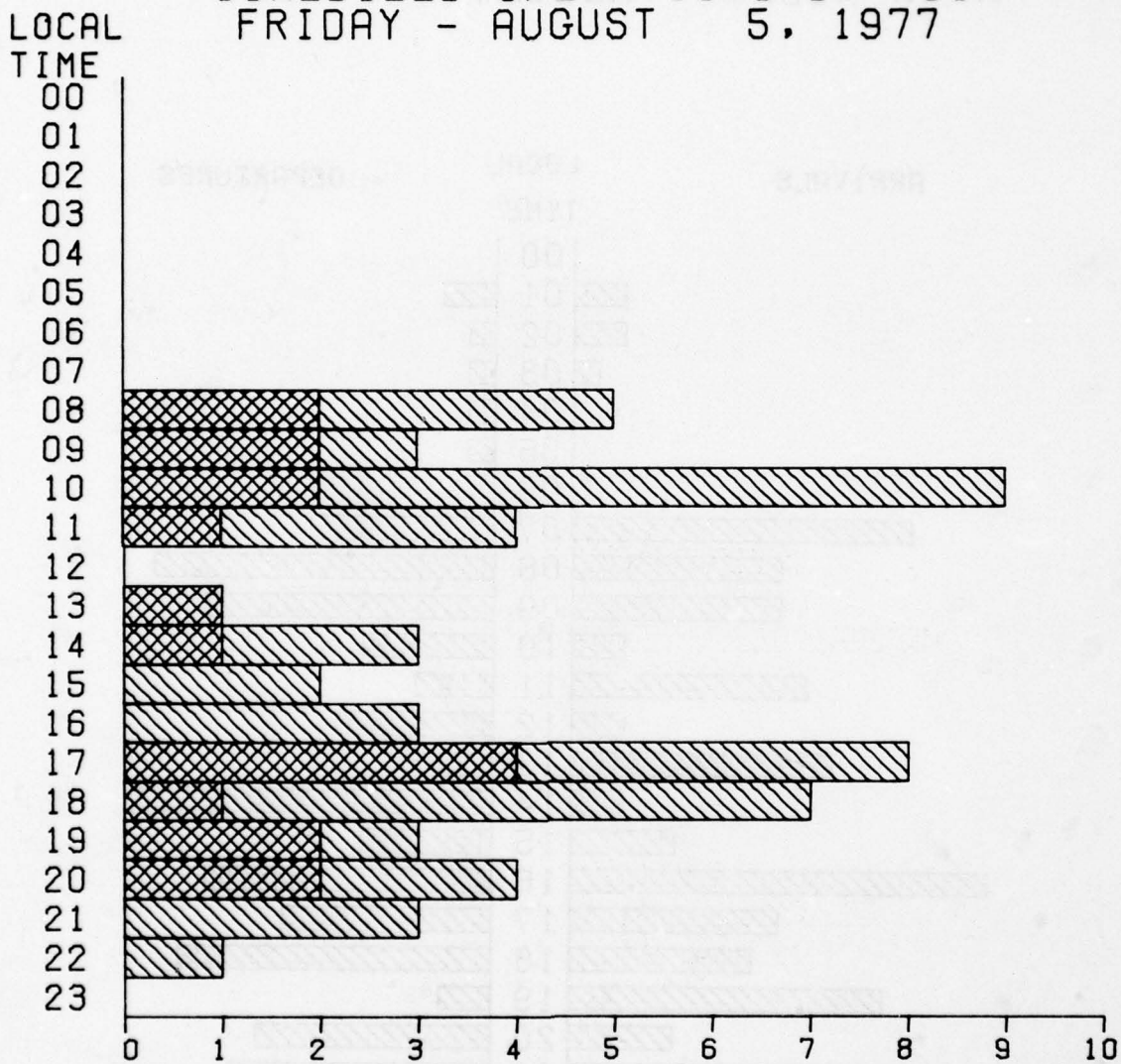
HOUR	ARRIVALS			DEPARTURES			TOTAL OPERATIONS		
	DOM PAX	LOC PAX	TOTAL	INT PAX	LOC PAX	TOTAL	INT PAX	LOC PAX	TOTAL
00	0	0	0	0	0	0	0	0	0
01	0	0	0	0	0	0	0	0	0
02	0	0	0	0	0	0	0	0	0
03	0	0	0	0	0	0	0	0	0
04	0	0	0	0	0	0	0	0	0
05	0	0	0	0	0	0	0	0	0
06	0	0	0	0	0	0	0	0	0
07	0	0	0	0	0	0	0	0	0
08	1	2	3	0	1	1	0	3	5
09	0	0	0	0	1	1	0	1	3
10	1	4	5	0	3	2	0	7	9
11	1	1	2	0	2	1	0	3	4
12	0	0	0	0	0	0	0	0	0
13	1	0	1	0	0	0	0	0	1
14	0	2	2	0	0	0	0	2	3
15	0	0	0	0	2	0	0	2	2
16	0	2	2	0	1	0	0	3	3
17	2	2	4	0	2	0	0	4	8
18	2	3	5	0	3	1	0	6	7
19	2	0	2	0	1	0	0	2	3
20	1	1	2	0	1	0	0	2	4
21	0	2	2	0	1	0	0	3	3
22	0	0	0	0	1	0	0	1	1
23	0	0	0	0	0	0	0	0	0
TOTAL	9	19	28	9	19	28	0	38	56

PEAK OPERATIONS PER HOUR : 9
 PEAK AS PERCENT OF TOTAL : 16.1%
 PEAK HOUR(S) OF OPERATION: 10

CHARLESTON, W. VA.
 CRW
 SCHEDULED OPERATIONS
 FRIDAY - AUGUST 5, 1977




CHARLESTON, W. VA.
 CRW
 SCHEDULED OPERATIONS BY HOUR
 FRIDAY - AUGUST 5, 1977



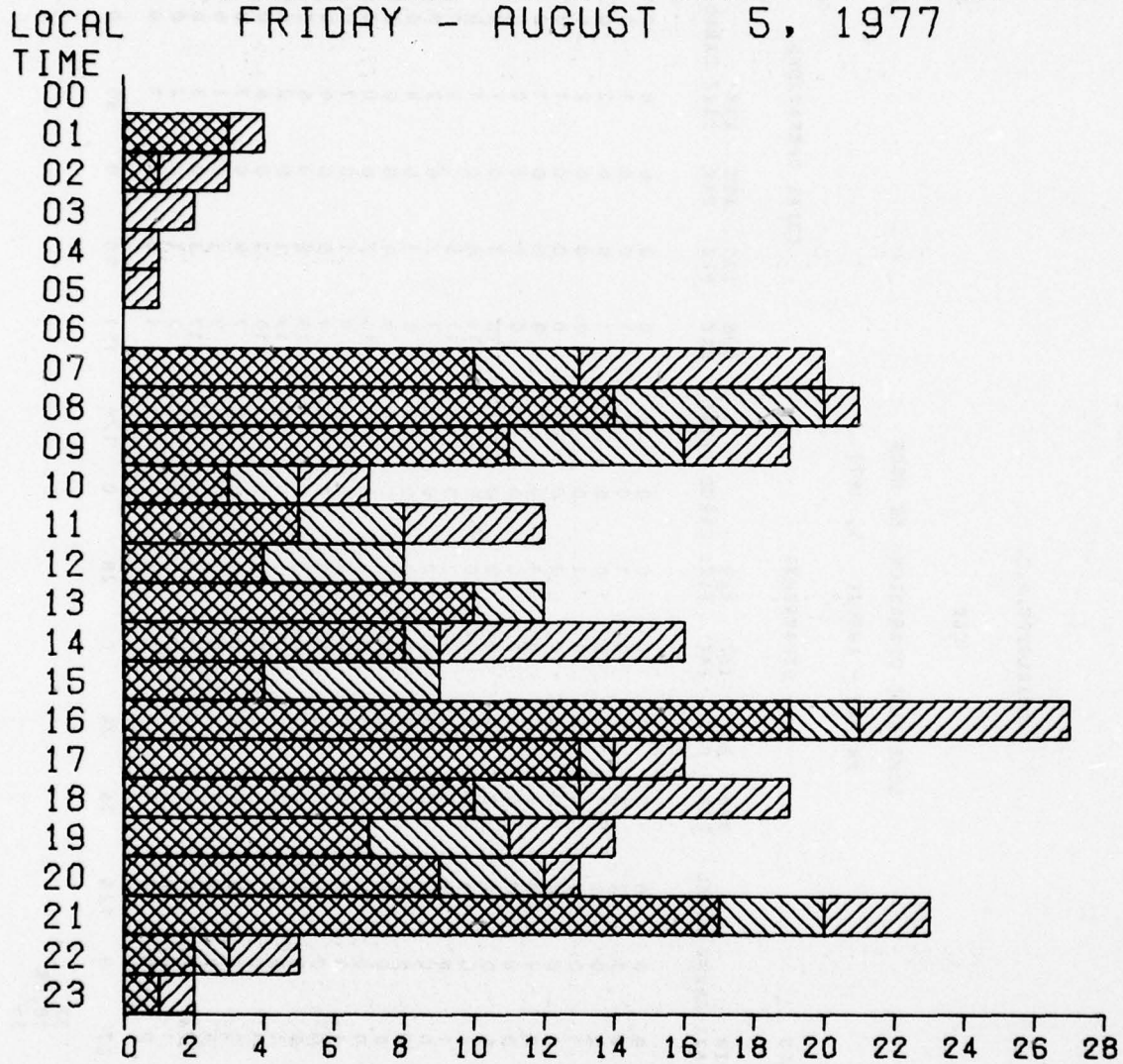
OPERATIONS

- DOMESTIC TRUNK PAX
 INTERNATIONAL PAX
- LOCAL SERVICE PAX
 AIR TAXI
- CARGO

CHARLOTTE, N.C.
 CLT
 SCHEDULED OPERATIONS
 FRIDAY - AUGUST 5, 1977



CHARLOTTE, N.C.
 CLT
 SCHEDULED OPERATIONS BY HOUR
 FRIDAY - AUGUST 5, 1977



OPERATIONS

- DOMESTIC TRUNK PAX
 INTERNATIONAL PAX
- LOCAL SERVICE PAX
 AIR TAXI
- CARGO

CHARLOTTE, N.C.

CLT

SCHEDULED OPERATIONS BY HOUR

FRIDAY - AUGUST 5, 1977

HOUR	ARRIVALS			DEPARTURES			TOTAL OPERATIONS		
	DOM PAX	LOC PAX	TOTAL	DOM PAX	LOC PAX	TOTAL	DOM PAX	LOC PAX	TOTAL
00	0	0	0	0	0	0	0	0	0
01	2	0	2	0	0	0	0	0	0
02	0	0	0	0	0	0	0	0	0
03	0	0	0	0	0	0	0	0	0
04	0	0	0	0	0	0	0	0	0
05	0	0	0	0	0	0	0	0	0
06	0	0	0	0	0	0	0	0	0
07	7	1	8	3	2	5	7	3	10
08	3	4	7	11	2	13	14	6	20
09	5	2	7	6	3	9	11	5	16
10	1	1	2	2	1	3	3	2	5
11	4	1	5	1	2	3	5	3	8
12	0	2	2	4	2	6	4	4	8
13	9	1	10	1	1	2	10	2	12
14	0	1	1	8	0	8	8	1	9
15	2	2	4	2	3	5	4	5	9
16	11	1	12	8	1	9	19	2	21
17	6	1	7	7	0	7	13	1	14
18	4	1	5	6	2	8	10	3	13
19	7	2	9	6	2	8	7	4	11
20	2	2	4	7	1	8	9	3	12
21	11	1	12	6	2	8	17	3	20
22	0	1	1	6	2	8	2	1	3
23	1	0	1	0	0	0	1	0	1
TOTAL DAY	75	24	99	76	24	100	151	48	199

PEAK OPERATIONS PER HOUR : 27
 PEAK AS PERCENT OF TOTAL : 10.6%
 PEAK HOUR(S) OF OPERATION: 16

CHATTANOOGA, TENN.


CHA

SCHEDULED OPERATIONS BY HOUR
FRIDAY - AUGUST 5, 1977

HOUR	ARRIVALS			DEPARTURES			TOTAL OPERATIONS						
	DOM PAX	LOC PAX	INT PAX	DOM PAX	LOC PAX	INT PAX	DOM PAX	LOC PAX	INT PAX	AIR TAXI	AIR TAXI	CARGO	TOTAL
00	0	0	0	0	0	0	0	0	0	0	0	0	2
01	1	0	0	1	0	0	0	0	0	0	0	0	2
02	0	0	0	0	0	0	0	0	0	0	0	0	0
03	0	0	0	0	0	0	0	0	0	0	0	0	0
04	0	0	0	0	0	0	0	0	0	0	0	0	0
05	0	0	0	0	0	0	0	0	0	0	0	0	0
06	2	0	0	1	0	0	0	0	0	0	0	0	3
07	0	0	0	1	0	0	0	0	0	0	0	0	3
08	1	1	0	1	1	0	0	0	0	0	0	0	4
09	0	0	0	1	0	0	0	0	0	0	0	0	1
10	3	0	0	1	0	0	0	0	0	0	0	0	6
11	0	0	0	2	0	0	0	0	0	0	0	0	2
12	1	1	0	0	0	0	0	0	0	0	0	0	2
13	1	0	0	2	1	0	0	0	0	0	0	0	6
14	1	0	0	1	0	0	0	0	0	0	0	0	2
15	3	1	0	3	1	0	0	0	0	0	0	0	8
16	2	0	0	1	0	0	0	0	0	0	0	0	3
17	1	0	0	1	0	0	0	0	0	0	0	0	4
18	2	0	0	1	0	0	0	0	0	0	0	0	3
19	0	0	0	2	0	0	0	0	0	0	0	0	3
20	1	1	0	1	1	0	0	0	0	0	0	0	5
21	2	0	0	1	0	0	0	0	0	0	0	0	3
22	2	0	0	1	0	0	0	0	0	0	0	0	3
23	0	0	0	1	0	0	0	0	0	0	0	0	3
TOTAL DAY	23	4	0	23	4	0	0	7	0	0	0	0	68

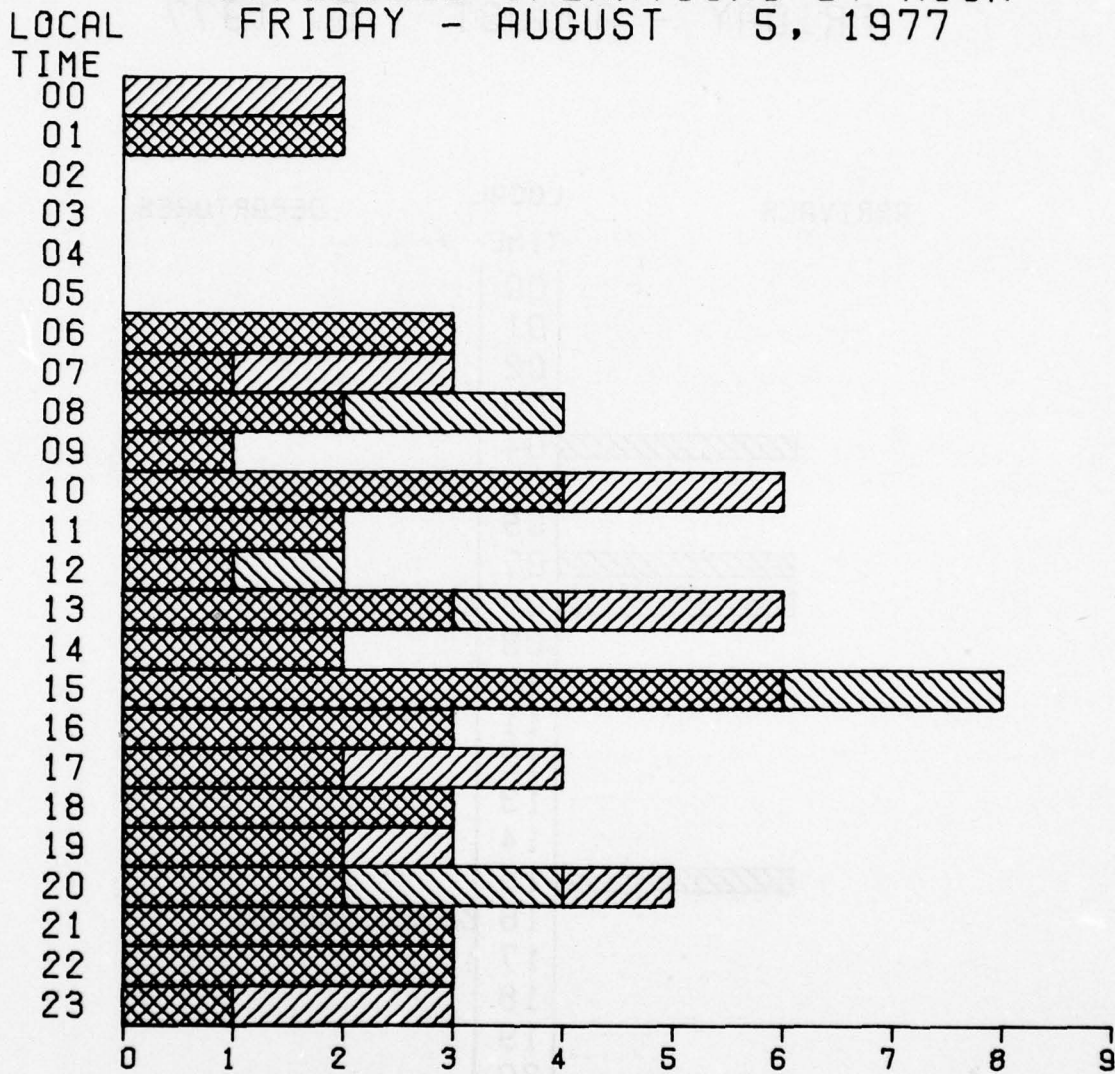
PEAK OPERATIONS PER HOUR : 8
 PEAK AS PERCENT OF TOTAL : 11.8%
 PEAK HOUR(S) OF OPERATION: 15

CHATTANOOGA, TENN.
 CHA
 SCHEDULED OPERATIONS
 FRIDAY - AUGUST 5, 1977



CHATTANOOGA, TENN.

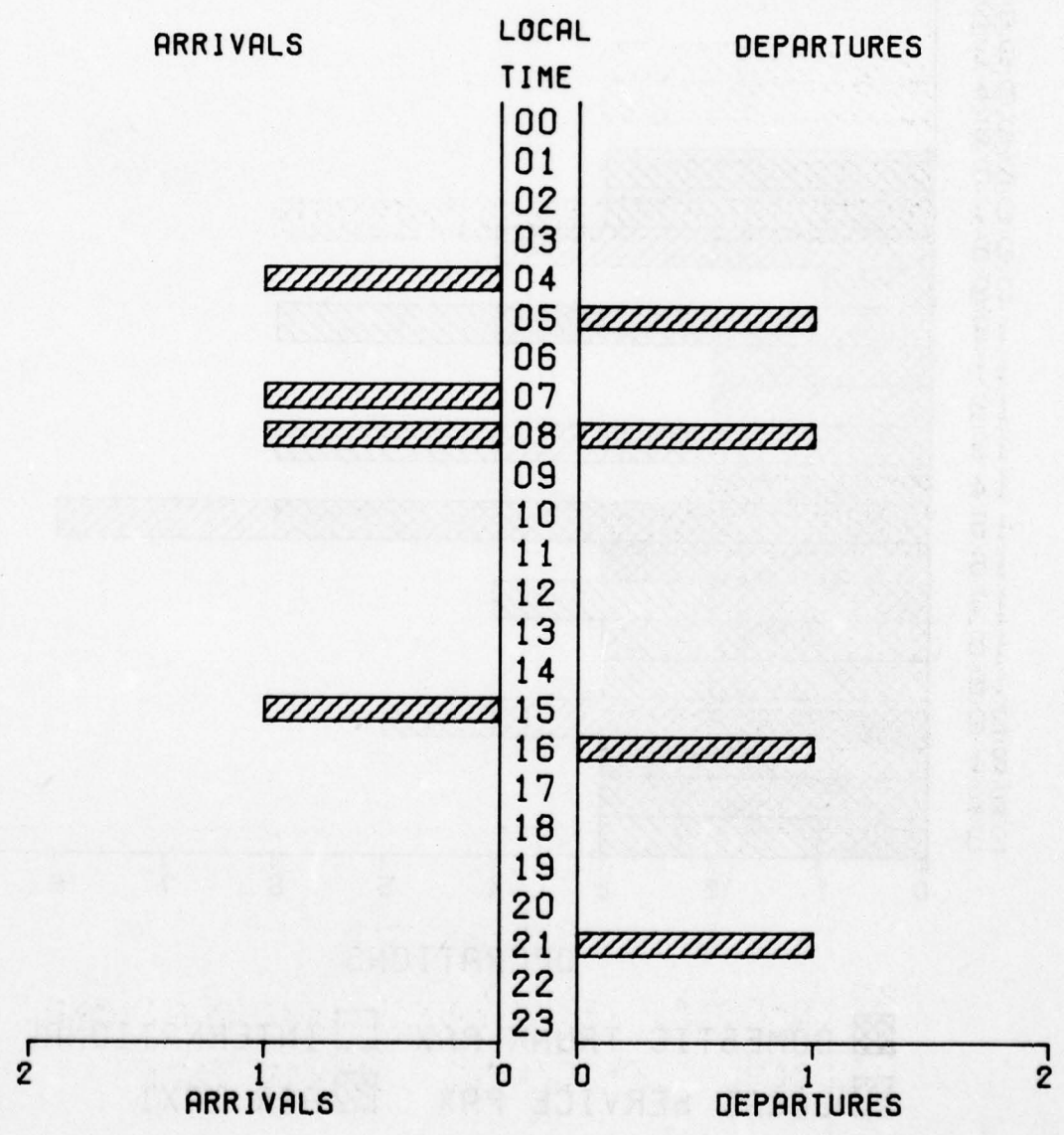
CHA
SCHEDULED OPERATIONS BY HOUR
FRIDAY - AUGUST 5, 1977

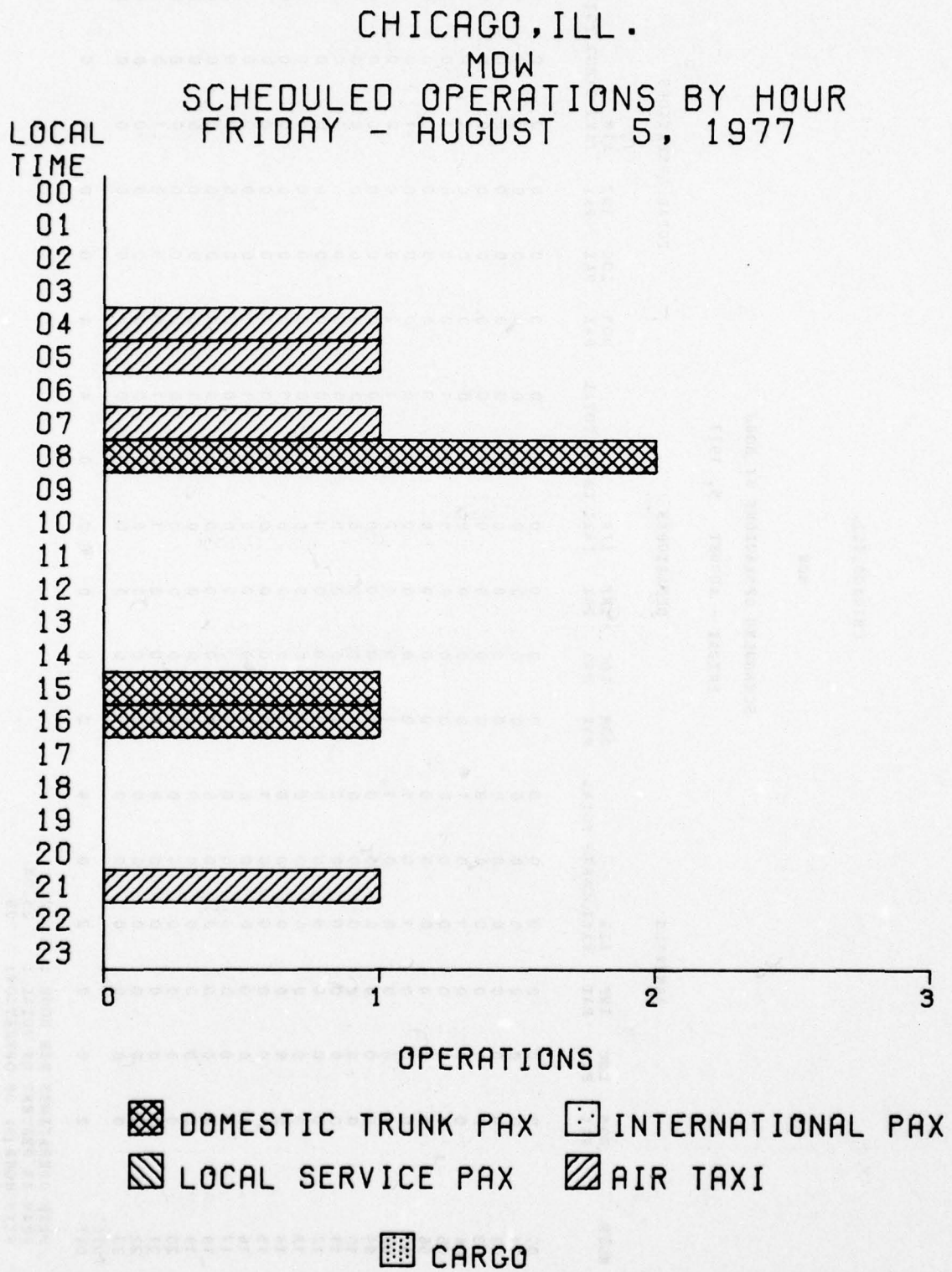


OPERATIONS

- DOMESTIC TRUNK PAX
 INTERNATIONAL PAX
- LOCAL SERVICE PAX
 AIR TAXI
- CARGO

CHICAGO, ILL.
MDW
SCHEDULED OPERATIONS
FRIDAY - AUGUST 5, 1977





CHICAGO, ILL.

MDW

SCHEDULED OPERATIONS BY HOUR
FRIDAY - AUGUST 5, 1977

HOUR	ARRIVALS				DEPARTURES				TOTAL OPERATIONS				
	DOM PAX	LOC PAX	INT PAX	AIR TAXI CARGO TOTAL	DOM PAX	LOC PAX	INT PAX	AIR TAXI CARGO TOTAL	DOM PAX	LOC PAX	INT PAX	AIR TAXI CARGO TOTAL	
00	0	0	0	0	0	0	0	0	0	0	0	0	0
01	0	0	0	0	0	0	0	0	0	0	0	0	0
02	0	0	0	0	0	0	0	0	0	0	0	0	0
03	0	0	0	0	0	0	0	0	0	0	0	0	0
04	0	0	0	1	0	0	0	0	0	0	0	1	1
05	0	0	0	0	0	0	0	0	0	0	0	0	0
06	0	0	0	0	0	0	0	0	0	0	0	0	0
07	0	0	0	1	0	0	0	0	0	0	0	1	1
08	1	0	0	1	1	0	0	0	0	2	0	0	2
09	0	0	0	0	0	0	0	0	0	0	0	0	0
10	0	0	0	0	0	0	0	0	0	0	0	0	0
11	0	0	0	0	0	0	0	0	0	0	0	0	0
12	0	0	0	0	0	0	0	0	0	0	0	0	0
13	0	0	0	0	0	0	0	0	0	0	0	0	0
14	0	0	0	0	0	0	0	0	0	0	0	0	0
15	1	0	0	0	0	0	0	0	0	1	0	0	1
16	0	0	0	0	1	0	0	0	0	1	0	0	1
17	0	0	0	0	0	0	0	0	0	0	0	0	0
18	0	0	0	0	0	0	0	0	0	0	0	0	0
19	0	0	0	0	0	0	0	0	0	0	0	0	0
20	0	0	0	0	0	0	0	0	0	0	0	0	0
21	0	0	0	0	0	0	0	0	0	0	0	1	1
22	0	0	0	0	0	0	0	0	0	0	0	0	0
23	0	0	0	0	0	0	0	0	0	0	0	0	0
TOTAL DAY	2	0	0	4	2	0	0	2	0	4	0	4	8

PEAK OPERATIONS PER HOUR : 2
 PEAK AS PERCENT OF TOTAL : 25.0%
 PEAK HOUR(S) OF OPERATION: 08

CHICAGO, ILL.

ORD

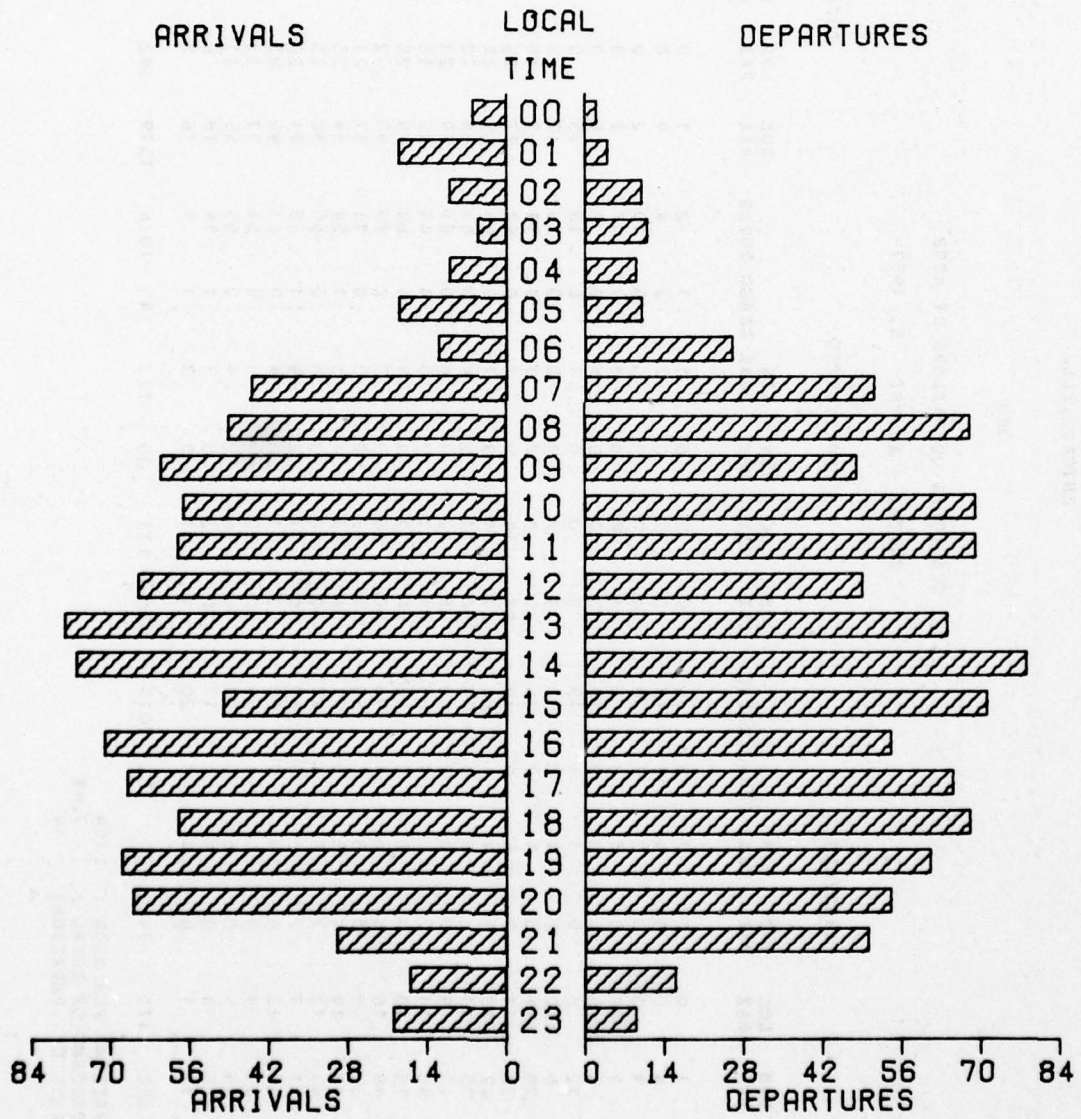
SCHEDULED OPERATIONS BY HOUR

FRIDAY - AUGUST 5, 1977

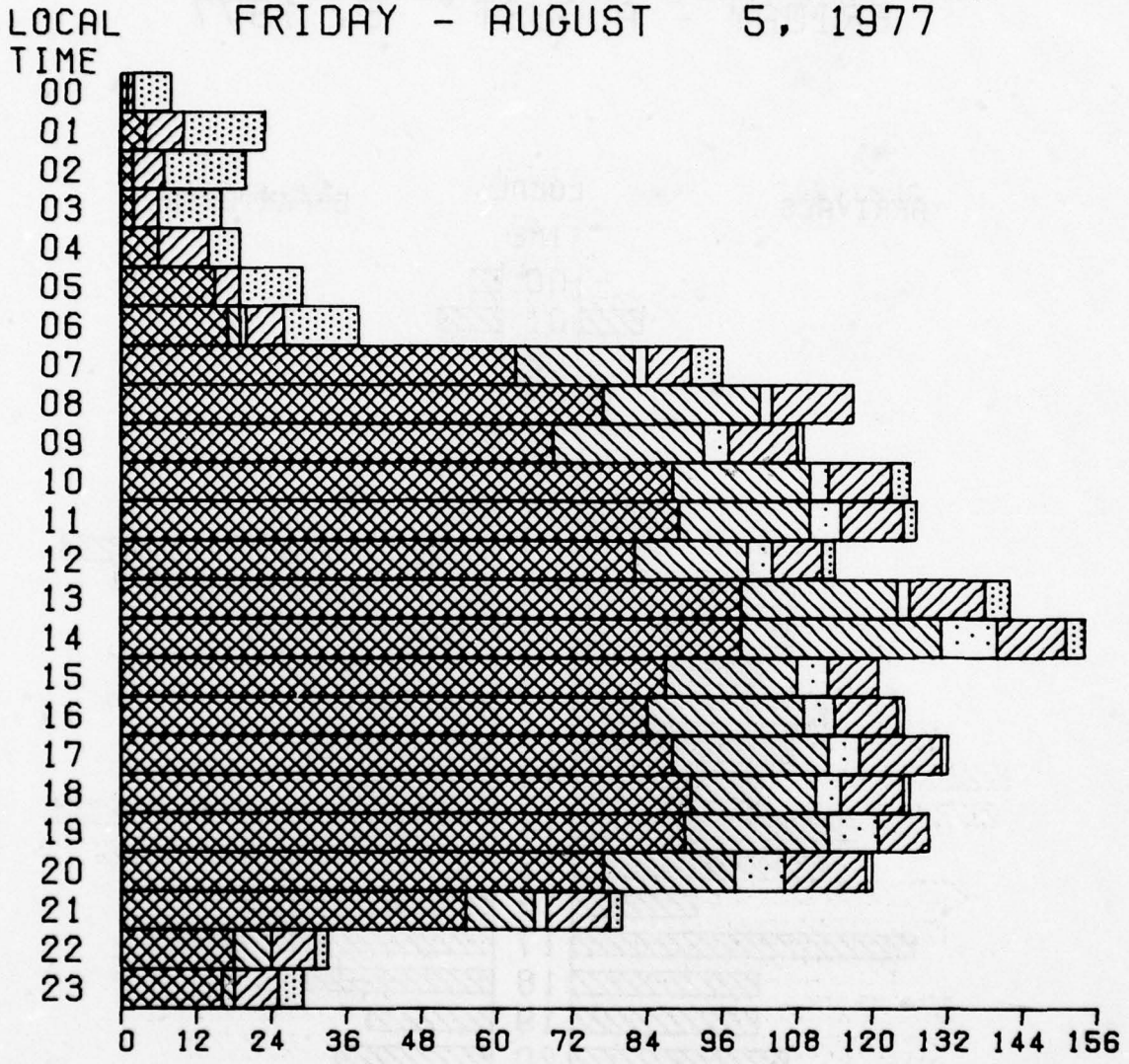
HOUR	ARRIVALS						DEPARTURES						TOTAL OPERATIONS					
	DOM PAX	LOC PAX	INT PAX	AIR TAXI	CARGO	TOTAL	DOM PAX	LOC PAX	INT PAX	AIR TAXI	CARGO	TOTAL	DOM PAX	LOC PAX	INT PAX	AIR TAXI	CARGO	TOTAL
00	1	0	0	0	5	6	0	0	0	1	1	2	1	0	0	1	6	8
01	4	0	0	4	11	19	0	0	2	2	4	2	4	0	6	13	23	
02	1	0	0	2	7	10	1	0	3	6	10	2	0	0	5	13	20	
03	1	0	0	1	3	5	1	0	3	7	11	2	0	0	4	10	16	
04	4	0	0	3	3	10	2	0	5	2	9	6	0	0	8	5	19	
05	12	0	0	3	4	19	3	0	1	6	10	10	0	0	4	10	29	
06	6	0	0	4	2	12	11	2	1	10	26	17	2	1	6	12	38	
07	28	11	0	4	2	45	35	8	2	3	51	63	19	2	7	5	96	
08	30	11	2	6	0	49	47	14	7	0	68	77	25	2	13	0	117	
09	42	13	1	4	1	61	27	11	3	7	48	69	24	4	11	1	109	
10	38	11	1	6	1	57	50	11	2	4	69	88	22	3	10	3	126	
11	41	9	2	4	2	58	48	12	3	6	69	89	21	5	10	2	127	
12	48	11	2	3	1	65	34	12	2	5	49	82	18	4	8	2	114	
13	53	13	1	8	3	78	46	12	1	4	64	99	25	2	12	4	142	
14	49	16	6	4	1	76	50	16	3	7	78	99	32	9	11	3	154	
15	33	9	3	5	0	50	54	12	2	3	71	87	21	5	8	0	121	
16	48	14	4	5	0	71	36	11	1	5	54	84	25	5	10	1	125	
17	46	13	2	5	1	67	42	12	3	8	65	88	25	5	13	1	132	
18	41	9	2	6	0	58	50	11	2	4	68	91	20	4	10	1	126	
19	48	12	4	4	0	68	42	11	4	4	61	77	23	8	8	0	129	
20	47	9	4	5	1	66	30	12	4	8	54	77	21	8	13	1	120	
21	19	5	0	6	0	30	36	6	2	4	25	55	11	2	10	2	80	
22	8	4	0	4	1	17	10	2	0	3	16	18	6	0	7	2	33	
23	12	1	0	4	3	20	4	1	0	3	9	16	2	0	7	4	29	
TOTAL	660	171	34	100	52	1017	659	171	35	102	49	1016	1319	342	69	202	101	2033
DAY																		

PEAK OPERATIONS PER HOUR : 154
 PEAK AS PERCENT OF TOTAL : 7.6%
 PEAK HOUR(S) OF OPERATION : 14

CHICAGO, ILL.
 ORD
 SCHEDULED OPERATIONS
 FRIDAY - AUGUST 5, 1977



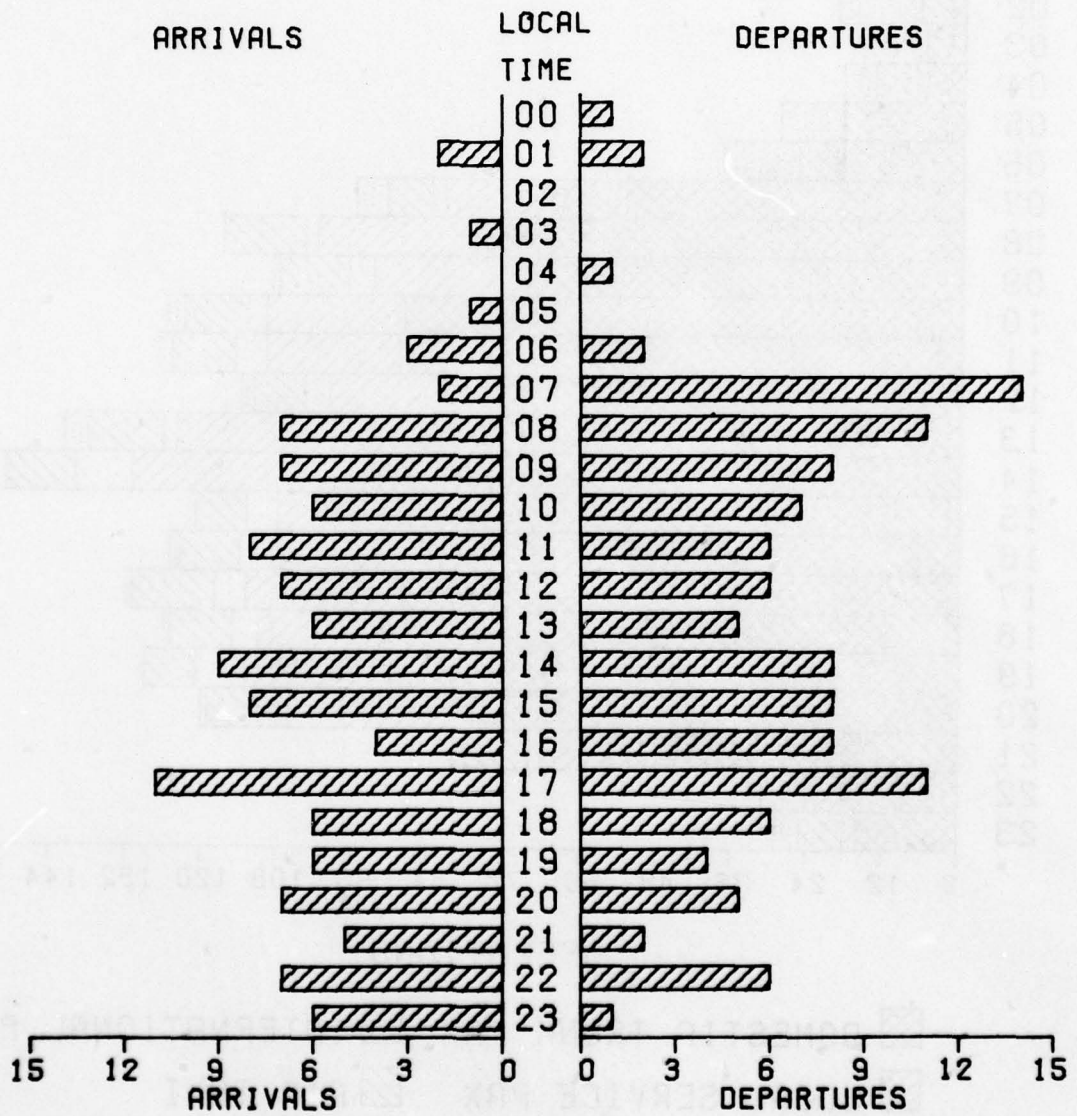
CHICAGO, ILL.
 ORD
 SCHEDULED OPERATIONS BY HOUR
 FRIDAY - AUGUST 5, 1977



OPERATIONS

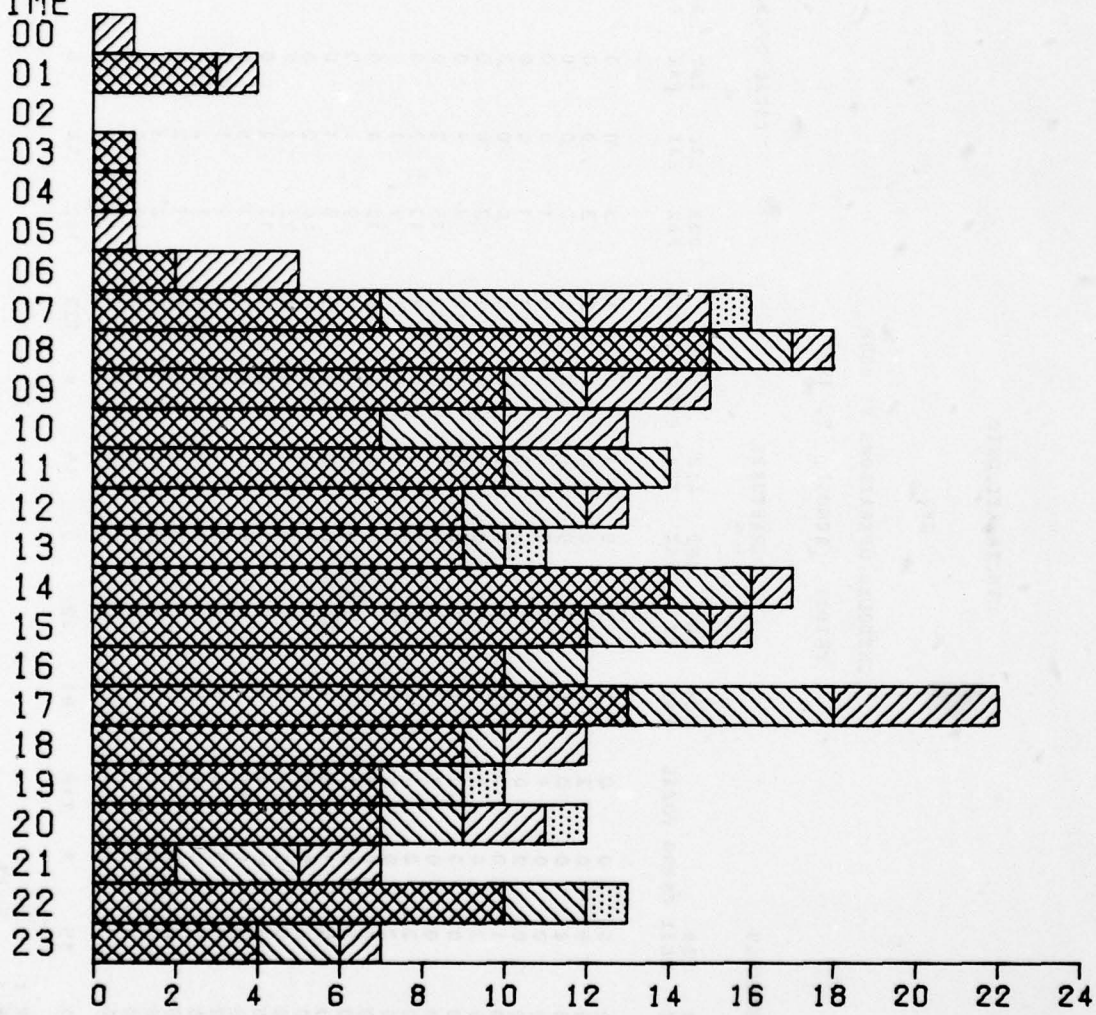
- DOMESTIC TRUNK PAX
- INTERNATIONAL PAX
- LOCAL SERVICE PAX
- AIR TAXI
- CARGO

CINCINNATI, OHIO
 CVG
 SCHEDULED OPERATIONS
 FRIDAY - AUGUST 5, 1977



CINCINNATI, OHIO
 CVG
 SCHEDULED OPERATIONS BY HOUR
 FRIDAY - AUGUST 5, 1977

LOCAL
 TIME



OPERATIONS

- DOMESTIC TRUNK PAX

 INTERNATIONAL PAX
- LOCAL SERVICE PAX

 AIR TAXI
- CARGO

CINCINNATI, OHIO

CVG

SCHEDULED OPERATIONS BY HOUR

FRIDAY - AUGUST 5, 1977

HOUR	ARRIVALS				DEPARTURES				TOTAL OPERATIONS			
	DOH PAX	LOC PAX	INT PAX	AIR TAXI CARGO TOTAL	DOH PAX	LOC PAX	INT PAX	AIR TAXI CARGO TOTAL	DOH PAX	LOC PAX	INT PAX	AIR TAXI CARGO TOTAL
01	0	0	0	0	0	0	0	1	0	0	0	1
02	2	0	0	0	1	0	0	1	0	0	0	4
03	1	0	0	0	0	0	0	0	0	0	0	1
04	0	0	0	0	1	0	0	0	0	0	0	1
05	0	0	0	1	0	0	0	0	0	0	0	1
06	1	0	0	2	1	0	0	1	0	0	0	5
07	1	1	0	0	6	4	0	3	1	5	0	16
08	7	0	0	0	8	2	0	1	0	2	0	18
09	5	0	0	2	5	2	0	1	0	0	3	15
10	2	2	0	2	5	1	0	1	0	0	3	13
11	6	2	0	0	4	2	0	0	0	0	0	14
12	4	2	0	1	5	1	0	0	0	0	0	13
13	5	0	0	0	4	1	0	0	0	0	0	11
14	8	1	0	0	6	1	0	1	0	0	1	17
15	6	2	0	0	6	1	0	0	0	0	0	16
16	4	0	0	0	6	2	0	0	0	0	0	12
17	6	3	0	2	7	2	0	2	0	5	0	22
18	5	0	0	1	4	0	0	1	0	1	0	12
19	4	2	0	0	3	0	0	0	0	0	0	10
20	4	1	0	2	3	1	0	1	0	0	0	12
21	2	2	0	1	0	1	0	0	0	0	0	7
22	5	2	0	0	5	0	0	0	0	10	0	13
23	3	2	0	1	1	0	0	0	0	4	0	7
TOTAL DAY	81	22	0	15	81	22	0	15	4	122	0	5

PEAK OPERATIONS PER HOUR : 22
 PEAK AS PERCENT OF TOTAL : 9.1%
 PEAK HOUR(S) OF OPERATION: 17

CLEVELAND, OHIO


CLE

SCHEDULED OPERATIONS BY HOUR
FRIDAY - AUGUST 5, 1977

HOUR	ARRIVALS			DEPARTURES			TOTAL OPERATIONS							
	DOM PAX	LOC PAX	INT PAX	DOM PAX	LOC PAX	INT PAX	DOM PAX	LOC PAX	INT PAX	AIR TAXI	AIR TAXI	CARGO	CARGO	TOTAL
01	2	0	0	0	0	0	0	0	0	0	0	0	0	0
02	1	0	0	0	0	0	0	0	0	0	0	0	0	0
03	0	0	0	0	0	0	0	0	0	0	0	0	0	0
04	0	0	0	0	0	0	0	0	0	0	0	0	0	0
05	1	0	0	0	0	0	0	0	0	0	0	0	0	0
06	1	0	0	0	0	0	0	0	0	0	0	0	0	0
07	3	1	0	1	0	0	2	0	0	0	0	0	0	0
08	4	4	0	9	2	1	0	0	0	0	0	0	0	0
09	12	2	1	10	3	0	0	0	0	0	0	0	0	0
10	19	1	1	15	3	1	0	0	0	0	0	0	0	0
11	3	3	0	14	2	1	0	0	0	0	0	0	0	0
12	4	2	0	5	0	0	0	0	0	0	0	0	0	0
13	11	3	0	14	3	0	0	0	0	0	0	0	0	0
14	4	1	1	12	3	0	0	0	0	0	0	0	0	0
15	5	2	1	9	2	0	0	0	0	0	0	0	0	0
16	13	4	0	10	3	0	0	0	0	0	0	0	0	0
17	13	1	0	14	2	1	1	1	1	1	1	1	1	1
18	19	1	0	16	1	0	0	0	0	0	0	0	0	0
19	6	3	1	17	3	0	1	0	0	0	0	0	0	0
20	7	2	0	9	1	1	0	0	0	0	0	0	0	0
21	4	4	0	9	3	4	0	0	0	0	0	0	0	0
22	13	0	0	13	0	0	0	0	0	0	0	0	0	0
23	0	0	0	2	0	0	0	0	0	0	0	0	0	0
TOTAL DAY	146	34	5	145	34	5	9	15	208	291	68	10	18	415

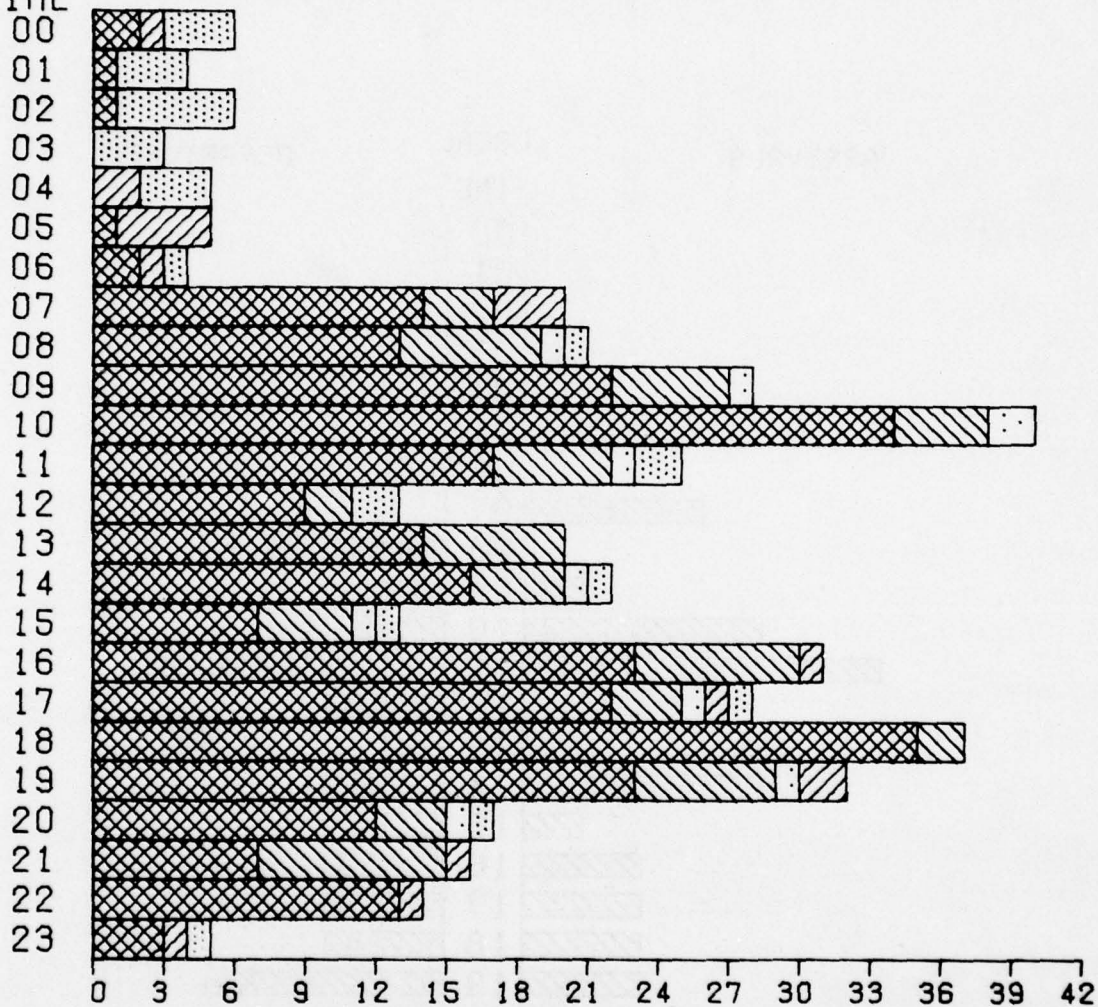
PEAK OPERATIONS PER HOUR : 40
PEAK AS PERCENT OF TOTAL : 9.6%
PEAK HOUR(S) OF OPERATION : 10

CLEVELAND, OHIO
 CLE
 SCHEDULED OPERATIONS
 FRIDAY - AUGUST 5, 1977



CLEVELAND, OHIO
 CLE
 SCHEDULED OPERATIONS BY HOUR
 FRIDAY - AUGUST 5, 1977

LOCAL
 TIME



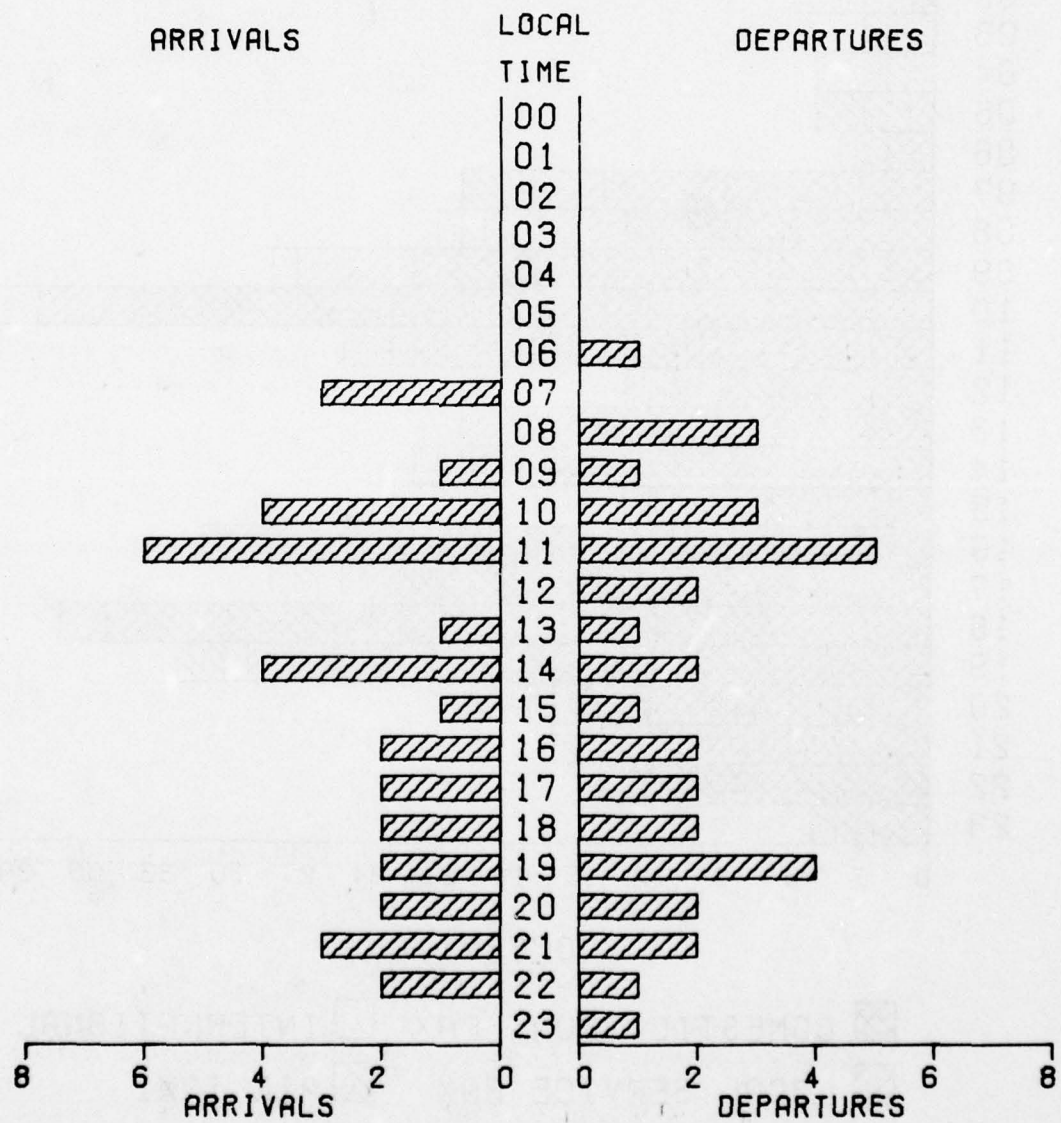
OPERATIONS

- DOMESTIC TRUNK PAX

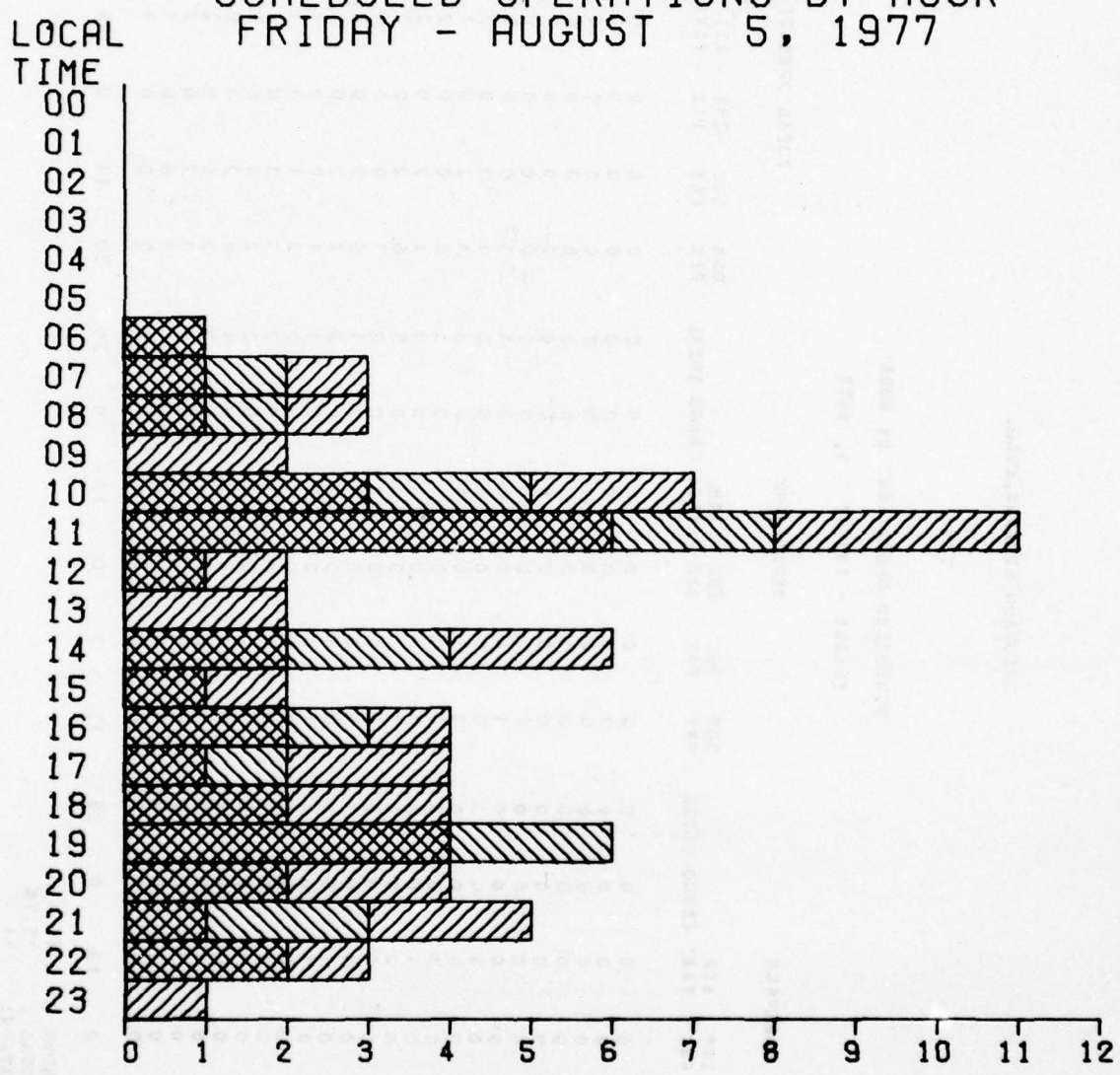
 INTERNATIONAL PAX
- LOCAL SERVICE PAX

 AIR TAXI
- CARGO






COLORADO SPRINGS, COLO.
COS
SCHEDULED OPERATIONS
FRIDAY - AUGUST 5, 1977



COLORADO SPRINGS, COLO.
COS
SCHEDULED OPERATIONS BY HOUR
FRIDAY - AUGUST 5, 1977



OPERATIONS

-  DOMESTIC TRUNK PAX
-  INTERNATIONAL PAX
-  LOCAL SERVICE PAX
-  AIR TAXI
-  CARGO

COLORADO SPRINGS, COLO.

COS

SCHEDULED OPERATIONS BY HOUR

FRIDAY - AUGUST 5, 1977

HOUR	ARRIVALS				DEPARTURES				TOTAL OPERATIONS				
	DOM PAX	LOC PAX	INT PAX	AIR TAXI CARGO TOTAL	DOM PAX	LOC PAX	INT PAX	AIR TAXI CARGO TOTAL	DOM PAX	LOC PAX	INT PAX	AIR TAXI CARGO TOTAL	
00	0	0	0	0	0	0	0	0	0	0	0	0	0
01	0	0	0	0	0	0	0	0	0	0	0	0	0
02	0	0	0	0	0	0	0	0	0	0	0	0	0
03	0	0	0	0	0	0	0	0	0	0	0	0	0
04	0	0	0	0	0	0	0	0	0	0	0	0	0
05	0	0	0	0	0	0	0	0	0	0	0	0	0
06	0	0	0	0	1	0	0	0	0	0	0	0	1
07	1	1	0	3	0	0	0	0	1	1	0	1	3
08	0	0	0	0	1	1	0	0	1	1	0	0	3
09	0	0	0	1	0	0	0	0	0	0	0	0	2
10	2	1	0	1	1	1	0	1	3	2	0	2	7
11	3	1	0	2	3	1	0	1	5	6	0	3	11
12	0	0	0	0	1	0	0	0	2	1	0	0	2
13	0	0	0	1	0	0	1	0	1	0	0	2	2
14	2	1	0	4	0	0	1	0	2	2	0	0	6
15	0	0	0	1	1	1	0	0	1	1	0	1	2
16	1	1	0	2	1	0	0	1	2	2	1	0	4
17	1	0	0	1	0	0	1	0	1	1	0	2	4
18	1	0	0	1	0	0	1	0	2	2	0	0	4
19	1	1	0	2	1	0	0	0	4	2	0	0	6
20	1	0	0	1	1	0	0	1	2	0	0	2	4
21	1	0	0	1	0	0	1	0	2	1	0	2	5
22	1	0	0	1	0	0	0	0	1	0	0	1	3
23	0	0	0	0	0	0	1	0	0	0	0	1	1
TOTAL DAY	15	7	0	13	15	7	0	13	35	14	0	26	70

PEAK OPERATIONS PER HOUR : 11
 PEAK AS PERCENT OF TOTAL : 15.7%
 PEAK HOUR(S) OF OPERATION: 11

COLUMBIA, S.C.

CAE


SCHEDULED OPERATIONS BY HOUR

FRIDAY - AUGUST 5, 1977

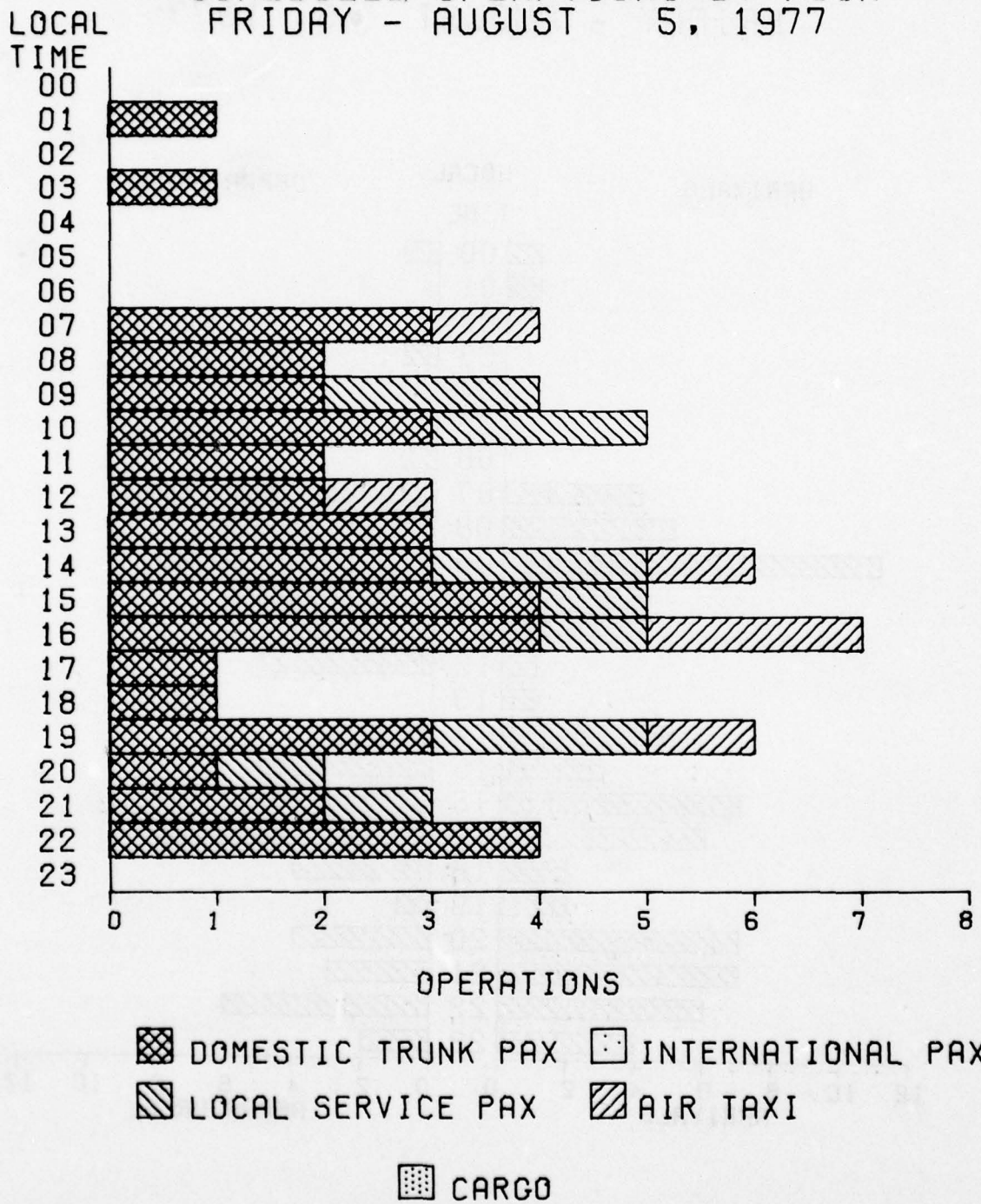
HOUR	ARRIVALS						DEPARTURES						TOTAL OPERATIONS					
	DOM PAX	LOC PAX	INT PAX	AIR TAXI	CARGO	TOTAL	DOM PAX	LOC PAX	INT PAX	AIR TAXI	CARGO	TOTAL	DOM PAX	LOC PAX	INT PAX	AIR TAXI	CARGO	TOTAL
01	0	0	0	0	0	0	0	0	0	0	0	0	0	0	0	0	0	0
02	1	0	0	0	0	1	0	0	0	0	0	0	0	0	0	0	0	1
03	0	0	0	0	0	0	1	0	0	0	0	1	0	0	0	0	0	1
04	0	0	0	0	0	0	0	0	0	0	0	0	0	0	0	0	0	0
05	0	0	0	0	0	0	0	0	0	0	0	0	0	0	0	0	0	0
06	0	0	0	0	0	0	0	0	0	0	0	0	0	0	0	0	0	0
07	1	0	0	1	0	2	2	0	0	0	0	2	3	0	0	1	0	4
08	0	0	0	0	0	0	2	1	0	0	0	2	2	0	0	0	0	2
09	1	1	0	0	0	2	1	1	0	0	0	2	3	2	0	0	0	4
10	2	1	0	0	0	3	1	1	0	0	0	2	3	2	0	0	0	5
11	1	0	0	0	0	1	1	0	0	0	0	1	2	0	0	0	0	2
12	1	0	0	0	0	1	1	0	0	0	0	1	2	0	0	0	0	3
13	2	0	0	0	0	2	1	0	0	0	0	1	3	0	0	0	0	3
14	1	1	0	1	0	3	2	1	0	0	0	3	3	2	0	0	0	6
15	2	1	0	0	0	3	2	0	0	0	0	2	4	1	0	0	0	5
16	2	0	0	1	0	3	2	1	0	0	0	4	4	1	0	0	0	7
17	0	0	0	0	0	0	1	0	0	0	0	1	1	0	0	0	0	1
18	1	0	0	0	0	1	0	0	0	0	0	0	1	0	0	0	0	1
19	1	1	0	0	0	2	2	1	0	0	0	4	3	2	0	0	0	6
20	1	1	0	0	0	2	0	0	0	0	0	0	1	1	0	0	0	2
21	1	0	0	0	0	1	1	1	0	0	0	2	2	1	0	0	0	3
22	3	0	0	0	0	3	1	0	0	0	0	1	4	0	0	0	0	4
23	0	0	0	0	0	0	0	0	0	0	0	0	0	0	0	0	0	0
TOTAL DAY	21	6	0	3	0	30	21	6	0	3	0	30	42	12	0	6	0	60

PEAK OPERATIONS PER HOUR : 7
 PEAK AS PERCENT OF TOTAL : 11.7%
 PEAK HOUR(S) OF OPERATION: 16


COLUMBIA, S.C.
 CAE
 SCHEDULED OPERATIONS
 FRIDAY - AUGUST 5, 1977



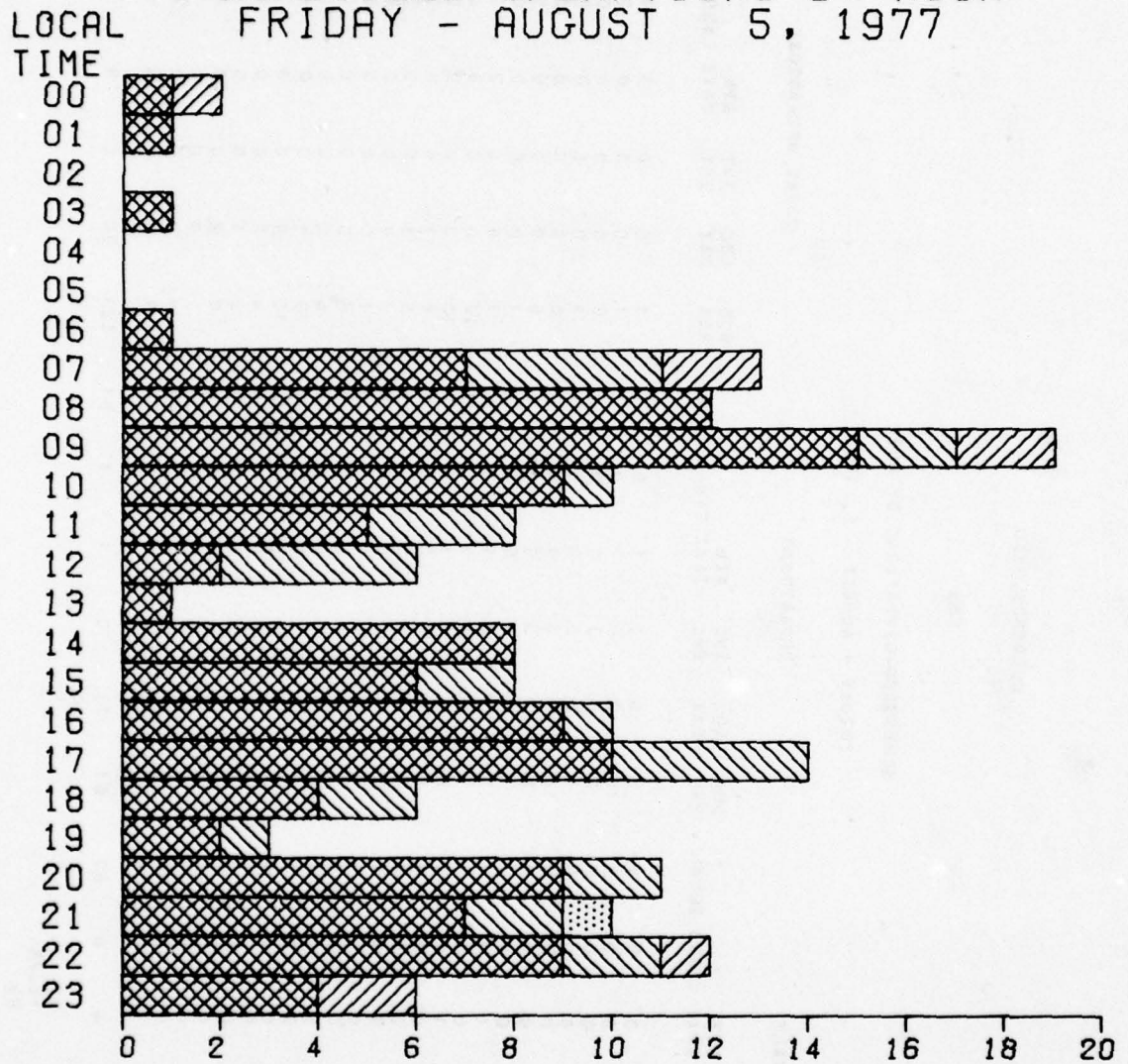
COLUMBIA, S.C.
CAE
SCHEDULED OPERATIONS BY HOUR
FRIDAY - AUGUST 5, 1977



COLUMBUS, OHIO
 CMH
 SCHEDULED OPERATIONS
 FRIDAY - AUGUST 5, 1977



COLUMBUS, OHIO
 CMH
 SCHEDULED OPERATIONS BY HOUR
 FRIDAY - AUGUST 5, 1977



DOMESTIC TRUNK PAX
 INTERNATIONAL PAX
 LOCAL SERVICE PAX
 AIR TAXI
 CARGO

COLUMBUS, OHIO

CHH

SCHEDULED OPERATIONS BY HOUR

FRIDAY - AUGUST 5, 1977

HOUR	ARRIVALS			DEPARTURES			TOTAL OPERATIONS							
	DOM PAX	LOC PAX	INT PAX	DOM PAX	LOC PAX	INT PAX	DOM PAX	LOC PAX	INT PAX	AIR TAXI	AIR TAXI	CARGO	TOTAL	
00	1	0	0	0	0	0	1	0	0	0	1	0	0	2
01	1	0	0	0	0	0	0	0	0	0	0	0	0	1
02	0	0	0	0	0	0	0	0	0	0	0	0	0	0
03	0	0	0	1	0	0	0	0	0	0	0	0	0	1
04	0	0	0	0	0	0	0	0	0	0	0	0	0	0
05	0	0	0	0	0	0	0	0	0	0	0	0	0	0
06	0	0	0	1	0	0	0	0	0	0	0	0	0	1
07	2	1	0	4	3	0	1	0	0	0	2	0	0	13
08	5	0	0	7	0	0	0	0	0	0	0	0	0	12
09	9	1	0	11	6	0	0	0	0	0	0	0	0	19
10	3	1	0	4	6	0	0	0	0	0	0	0	0	10
11	2	2	0	4	3	1	0	0	0	0	0	0	0	8
12	0	1	0	1	3	0	0	0	0	0	0	0	0	6
13	1	0	0	1	0	0	0	0	0	0	0	0	0	1
14	5	0	0	5	3	0	0	0	0	0	0	0	0	8
15	2	1	0	3	4	1	0	0	0	0	0	0	0	8
16	6	1	0	7	3	0	0	0	0	0	0	0	0	10
17	4	2	0	6	6	2	0	0	0	0	0	0	0	14
18	1	1	0	2	3	1	0	0	0	0	0	0	0	6
19	2	0	0	2	1	0	0	0	0	0	0	0	0	3
20	6	1	0	7	3	1	0	0	0	0	0	0	0	11
21	5	2	0	7	2	0	0	0	0	0	0	0	0	10
22	4	1	0	5	1	0	0	0	0	0	0	0	0	12
23	3	0	0	4	1	0	0	0	0	0	0	0	0	6
TOTAL	62	15	0	81	61	15	0	4	1	81	123	30	0	162
DAY														

PEAK OPERATIONS PER HOUR : 19
 PEAK AS PERCENT OF TOTAL : 11.7%
 PEAK HOUR(S) OF OPERATION: 09

DALLAS/FT. WORTH, TEX.

DFW


SCHEDULED OPERATIONS BY HOUR

FRIDAY - AUGUST 5, 1977

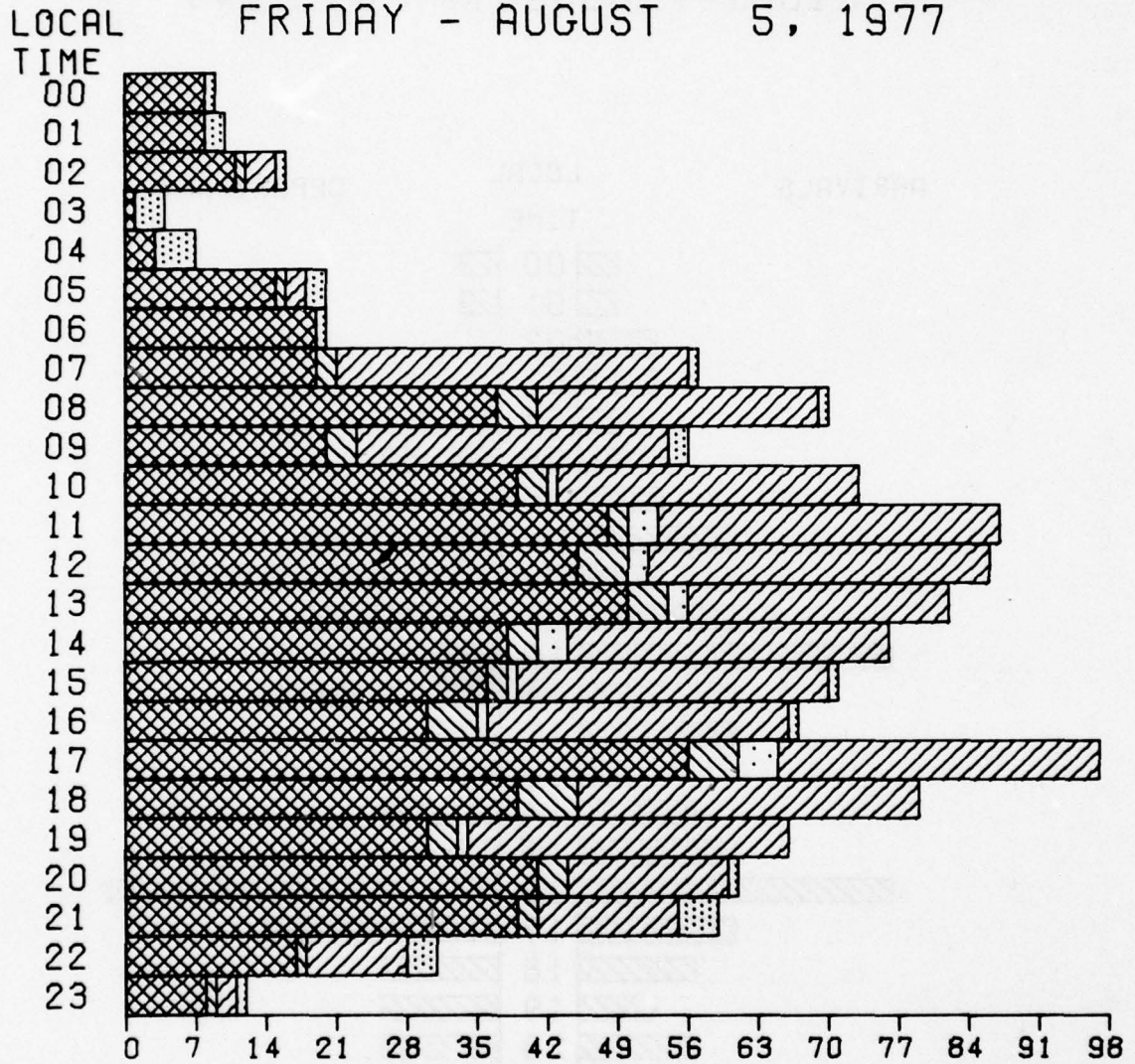
HOUR	ARRIVALS			DEPARTURES			TOTAL OPERATIONS							
	DOM PAX	LOC PAX	INT PAX	DOM PAX	LOC PAX	INT PAX	DOM PAX	LOC PAX	INT PAX	AIR TAXI	AIR TAXI	CARGO	CARGO	TOTAL
00	7	0	0	0	0	0	1	0	0	0	0	0	1	9
01	6	0	0	0	0	0	2	0	0	0	0	0	2	10
02	2	1	0	0	0	0	9	0	0	0	3	0	1	16
03	0	0	0	0	0	0	1	0	0	0	0	0	3	4
04	3	0	0	0	0	0	0	0	0	0	0	0	4	7
05	15	0	0	2	0	0	0	1	0	0	0	2	2	20
06	1	0	0	0	0	0	18	0	0	0	0	0	1	20
07	12	2	0	21	0	0	7	0	0	0	14	0	35	57
08	10	0	0	12	4	0	27	4	0	0	16	0	28	70
09	8	2	0	27	1	0	12	1	0	0	15	1	31	56
10	32	2	1	15	1	0	7	1	0	0	15	0	3	73
11	19	2	1	16	0	2	29	0	2	18	0	0	3	87
12	21	2	1	15	3	1	24	3	1	19	0	2	2	86
13	19	2	1	13	2	1	31	2	1	13	0	2	2	82
14	24	1	1	16	2	2	14	2	2	16	0	3	3	76
15	15	2	1	15	1	1	21	1	1	16	1	1	1	71
16	15	2	1	16	3	0	15	3	0	14	0	3	1	67
17	28	4	3	17	4	1	28	1	1	15	0	4	0	97
18	18	2	0	18	4	0	21	4	0	16	0	6	0	79
19	14	1	0	15	2	1	16	2	1	17	0	3	0	66
20	32	1	0	9	2	0	9	2	0	7	1	1	1	61
21	9	2	0	7	0	0	30	0	0	7	1	3	4	59
22	10	0	0	6	1	0	7	1	0	4	0	3	3	31
23	8	1	0	0	0	0	0	0	0	2	0	0	1	12
TOTAL	328	28	9	229	15	609	329	28	9	227	14	607	29	1216
DAY														

PEAK OPERATIONS PER HOUR : 97
 PEAK AS PERCENT OF TOTAL : 8.0%
 PEAK HOUR(S) OF OPERATION: 17

DALLAS/FT. WORTH, TEX.
 DFW
 SCHEDULED OPERATIONS
 FRIDAY - AUGUST 5, 1977




DALLAS/FT. WORTH, TEX.
 DFW
 SCHEDULED OPERATIONS BY HOUR
 FRIDAY - AUGUST 5, 1977



DOMESTIC TRUNK PAX
 INTERNATIONAL PAX
 LOCAL SERVICE PAX
 AIR TAXI
 CARGO

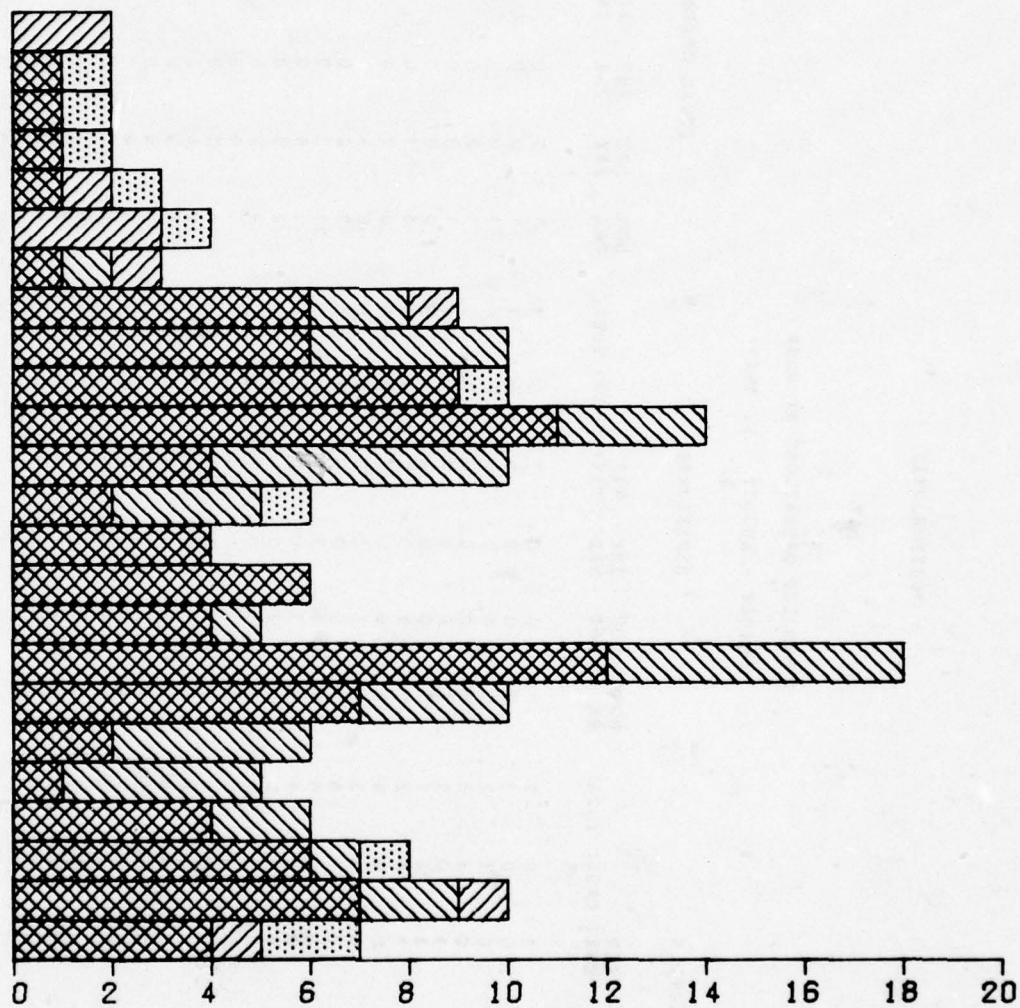
DAYTON, OHIO
 DAY
 SCHEDULED OPERATIONS
 FRIDAY - AUGUST 5, 1977



DAYTON, OHIO
DAY
SCHEDULED OPERATIONS BY HOUR
FRIDAY - AUGUST 5, 1977

LOCAL
TIME

00
01
02
03
04
05
06
07
08
09
10
11
12
13
14
15
16
17
18
19
20
21
22
23



OPERATIONS

- ☒ DOMESTIC TRUNK PAX
- ☐ INTERNATIONAL PAX
- ▨ LOCAL SERVICE PAX
- ▧ AIR TAXI
- ▩ CARGO

DAYTON, OHIO

DAY

SCHEDULED OPERATIONS BY HOUR

FRIDAY - AUGUST 5, 1977

HOUR	ARRIVALS						DEPARTURES						TOTAL OPERATIONS					
	DOM PAX	LOC PAX	INT PAX	AIR TAXI	CARGO	TOTAL	DOM PAX	LOC PAX	INT PAX	AIR TAXI	CARGO	TOTAL	DOM PAX	LOC PAX	INT PAX	AIR TAXI	CARGO	TOTAL
00	0	0	0	1	0	1	0	0	0	0	1	0	0	0	0	0	0	2
01	1	0	0	0	0	1	0	0	0	0	0	0	0	0	0	0	1	2
02	1	0	0	0	1	2	0	0	0	0	0	0	0	0	0	0	1	2
03	1	0	0	0	1	2	0	0	0	0	0	0	0	0	0	0	1	2
04	0	0	0	1	0	1	1	0	0	1	2	1	0	0	0	1	1	3
05	0	0	0	1	0	1	0	0	0	2	3	1	0	0	0	1	1	4
06	1	0	0	1	0	2	0	0	0	0	1	1	0	0	0	1	0	3
07	2	2	0	0	0	4	4	0	0	1	5	6	2	0	1	0	9	
08	1	1	0	0	0	2	5	3	0	0	8	6	4	0	0	0	10	
09	4	0	0	0	1	5	5	0	0	0	5	9	0	0	0	0	10	
10	6	2	0	0	0	8	5	1	0	0	6	11	3	0	0	0	14	
11	1	3	0	0	0	4	3	3	0	0	6	4	6	0	0	0	10	
12	2	1	0	0	1	4	0	2	0	0	2	2	3	0	0	1	6	
13	1	0	0	0	0	1	3	0	0	0	3	4	0	0	0	0	4	
14	3	0	0	0	0	3	3	0	0	0	3	6	0	0	0	0	6	
15	3	1	0	0	0	4	1	0	0	0	1	4	1	0	0	0	5	
16	5	3	0	0	0	8	7	3	0	0	10	12	6	0	0	0	18	
17	3	1	0	0	0	4	4	2	0	0	6	7	3	0	0	0	10	
18	1	2	0	0	0	3	1	2	0	0	3	2	4	0	0	0	6	
19	0	2	0	0	0	2	1	2	0	0	3	1	4	0	0	0	5	
20	2	1	0	0	0	3	2	1	0	0	3	4	2	0	0	0	6	
21	5	1	0	0	0	6	1	0	0	1	2	6	1	0	0	1	8	
22	4	1	0	1	0	6	3	1	0	0	4	7	2	0	0	1	10	
23	2	0	0	0	2	4	2	0	0	1	3	4	0	0	0	1	7	
TOTAL	49	21	0	5	6	81	51	21	0	5	4	81	100	42	0	10	162	

PEAK OPERATIONS PER HOUR : 18
 PEAK AS PERCENT OF TOTAL : 11.1%
 PEAK HOUR(S) OF OPERATION: 16

DENVER, COLO.

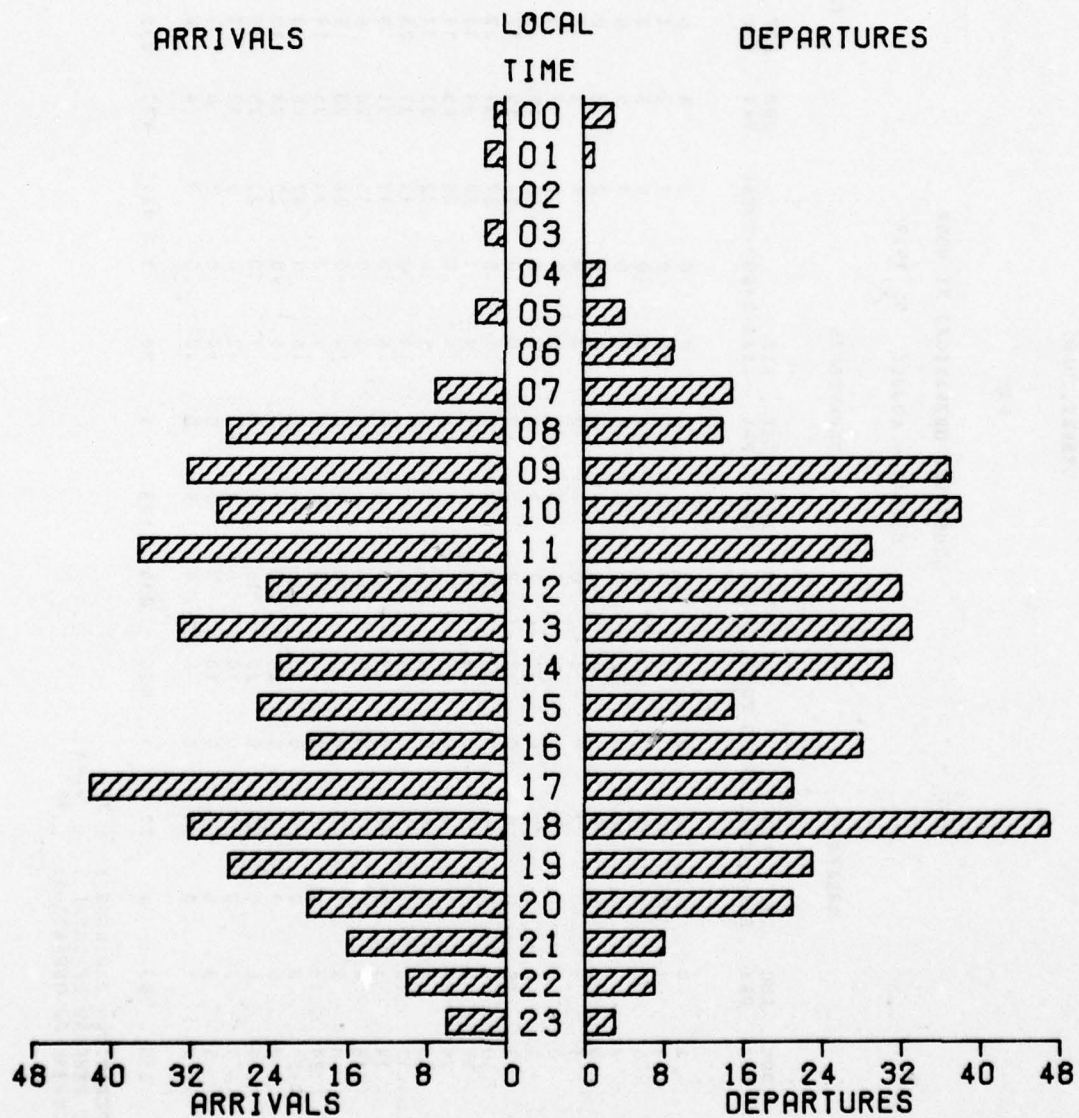
DEN

SCHEDULED OPERATIONS BY HOUR
FRIDAY - AUGUST 5, 1977

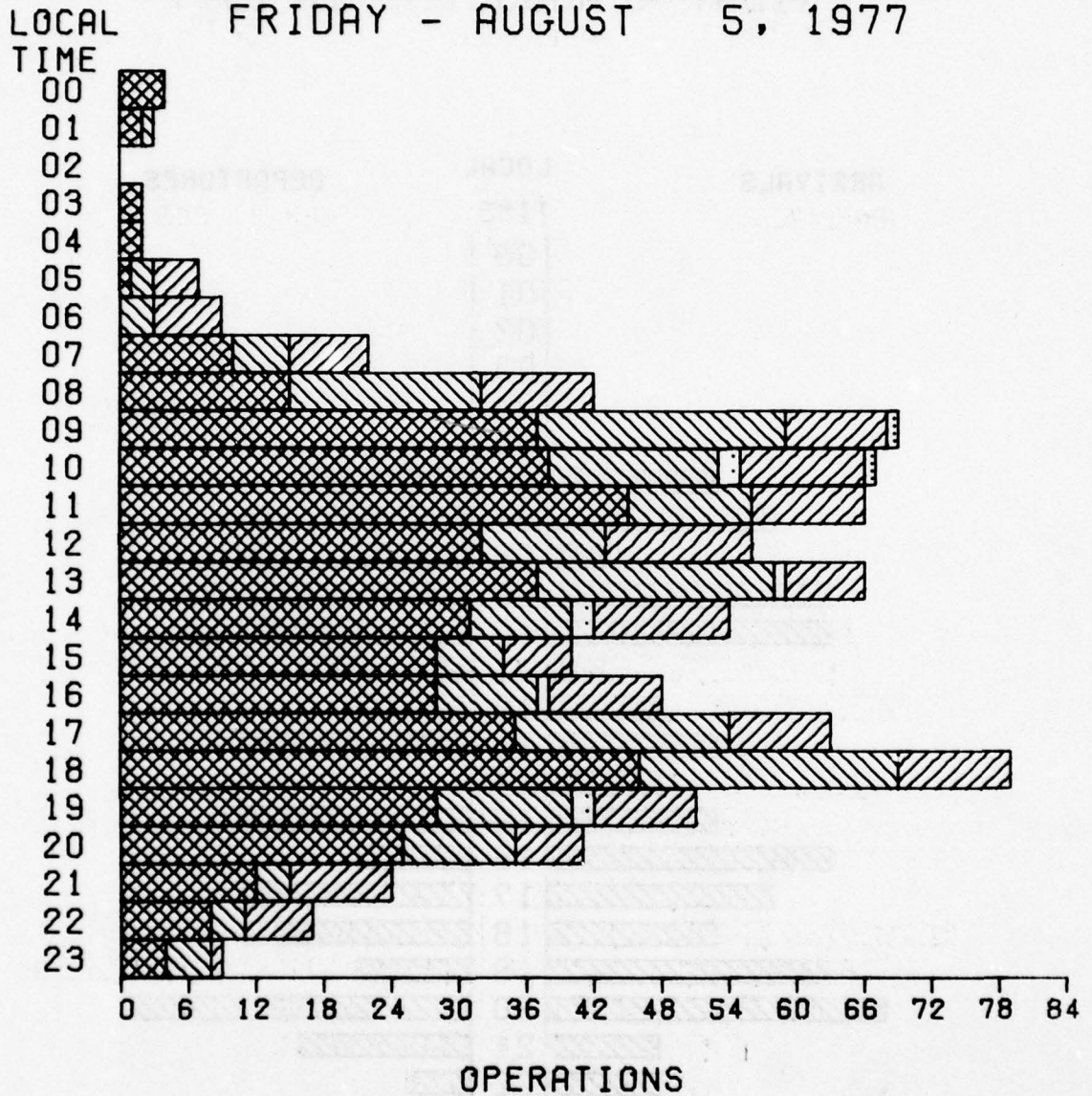
HOUR	ARRIVALS				DEPARTURES				TOTAL OPERATIONS				
	DOH PAX	LOC PAX	INT PAX	AIR TAXI CARGO TOTAL	DOM PAX	LOC PAX	INT PAX	AIR TAXI CARGO TOTAL	DOH PAX	LOC PAX	INT PAX	AIR TAXI CARGO TOTAL	
00	1	0	0	0	3	0	0	0	3	4	0	0	4
01	1	1	0	0	1	0	0	0	1	2	1	0	3
02	0	0	0	0	0	0	0	0	0	0	0	0	0
03	2	0	0	0	2	0	0	0	2	2	0	0	2
04	0	0	0	0	2	0	0	0	2	2	0	0	2
05	1	0	0	0	3	0	0	0	3	1	2	0	3
06	0	0	0	0	0	3	0	0	3	0	0	0	0
07	3	2	0	2	7	3	0	0	15	10	5	6	21
08	7	15	0	6	28	8	2	0	36	15	17	0	32
09	19	8	0	4	32	18	14	0	52	37	22	0	59
10	17	4	1	7	29	21	11	1	38	38	15	2	55
11	24	7	0	6	37	21	4	0	29	45	11	0	66
12	16	4	0	4	24	16	7	0	23	32	11	0	43
13	17	12	1	3	33	20	9	0	33	37	21	1	66
14	14	3	0	6	23	17	6	2	25	31	9	2	42
15	18	4	0	3	25	10	2	0	15	28	6	0	34
16	8	5	1	6	20	20	4	0	28	28	9	1	37
17	24	13	0	5	42	20	4	0	24	35	19	0	54
18	20	8	0	4	32	11	6	0	21	28	0	9	37
19	18	5	1	4	28	26	15	0	47	46	23	0	79
20	9	6	0	5	20	10	7	1	23	28	12	2	41
21	7	2	0	7	16	5	4	0	21	25	10	0	35
22	5	3	0	2	10	3	1	0	8	12	3	0	15
23	4	1	0	1	6	0	3	0	7	8	3	0	11
TOTAL DAY	235	103	4	77	420	235	103	4	78	470	206	6	841

PEAK OPERATIONS PER HOUR : 79
PEAK AS PERCENT OF TOTAL : 9.4%
PEAK HOUR(S) OF OPERATION: 18

DENVER, COLO.
 DEN
 SCHEDULED OPERATIONS
 FRIDAY - AUGUST 5, 1977

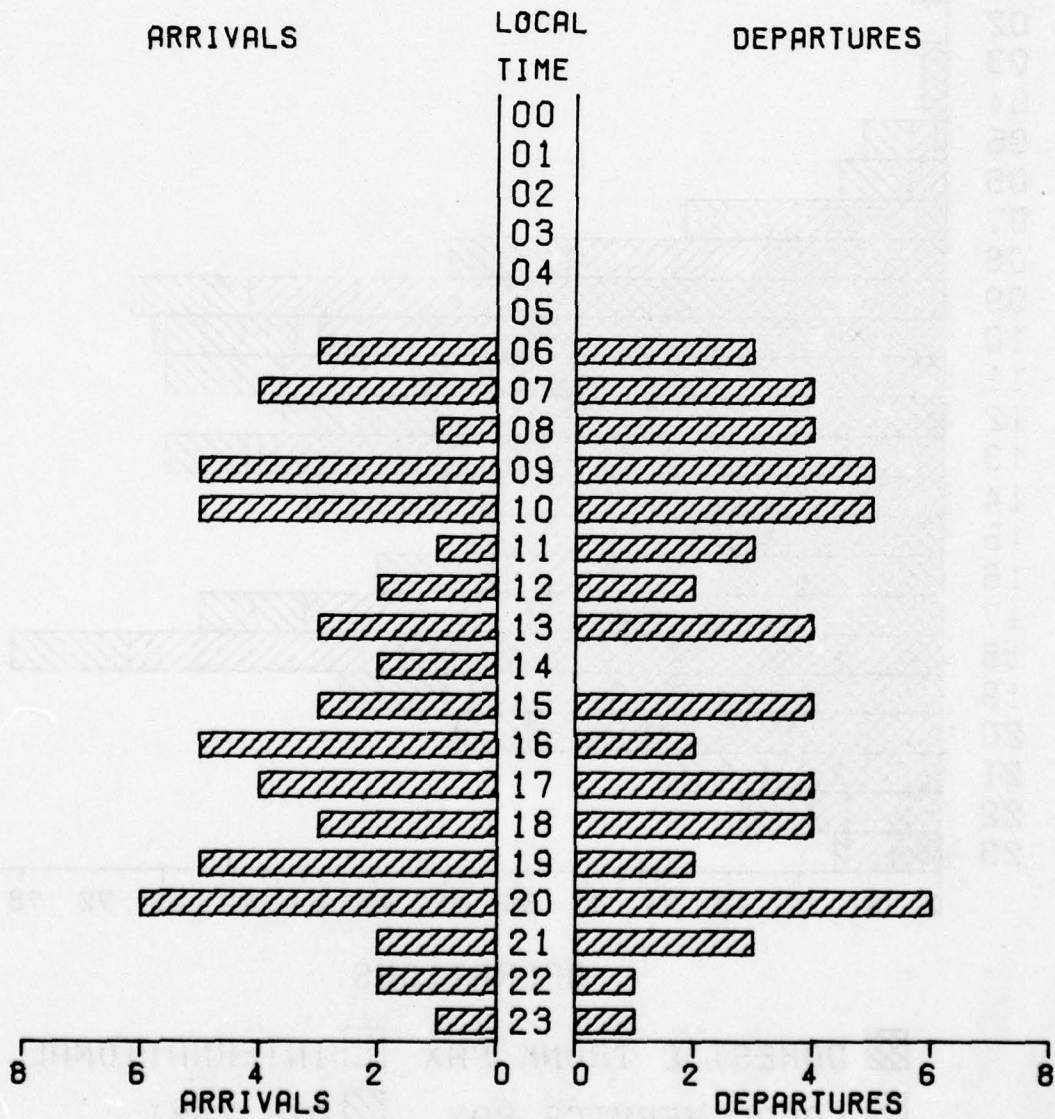


DENVER, COLO.
 DEN
 SCHEDULED OPERATIONS BY HOUR
 FRIDAY - AUGUST 5, 1977

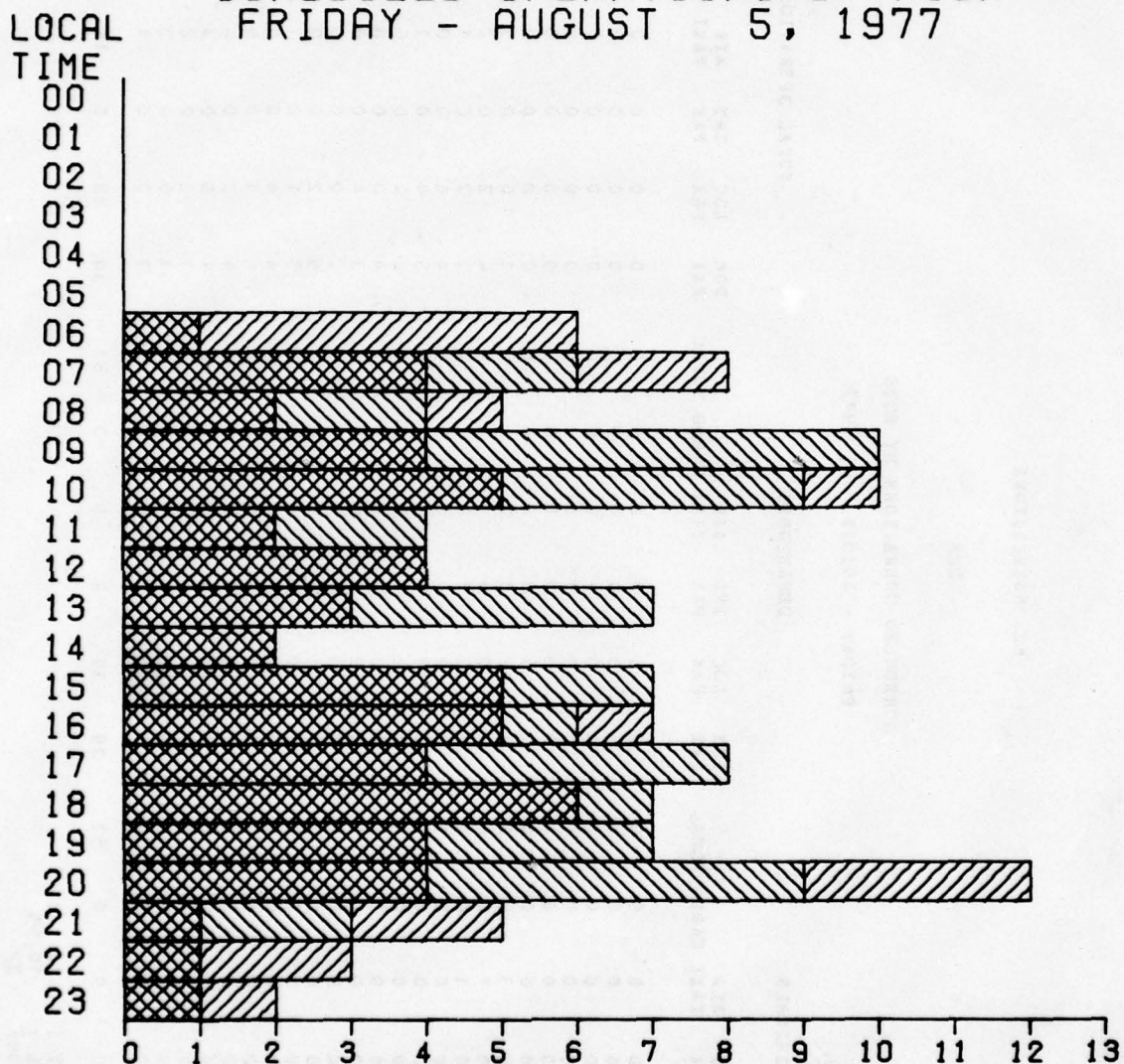


DOMESTIC TRUNK PAX
 INTERNATIONAL PAX
 LOCAL SERVICE PAX
 AIR TAXI
 CARGO

DES MOINES, IOWA
 DSM
 SCHEDULED OPERATIONS
 FRIDAY - AUGUST 5, 1977



DES MOINES, IOWA
 DSM
 SCHEDULED OPERATIONS BY HOUR
 FRIDAY - AUGUST 5, 1977



[Cross-hatched] DOMESTIC TRUNK PAX [White] INTERNATIONAL PAX
 [Diagonal lines /] LOCAL SERVICE PAX [Diagonal lines \] AIR TAXI
 [Grid] CARGO

DES MOINES, IOWA

DSM

SCHEDULED OPERATIONS BY HOUR

FRIDAY - AUGUST 5, 1977

HOUR	ARRIVALS			DEPARTURES			TOTAL OPERATIONS							
	DOM PAX	LOC PAX	INT PAX	DOM PAX	LOC PAX	INT PAX	DOM PAX	LOC PAX	INT PAX	AIR TAXI	AIR TAXI	CARGO	CARGO	TOTAL
00	0	0	0	0	0	0	0	0	0	0	0	0	0	0
01	0	0	0	0	0	0	0	0	0	0	0	0	0	0
02	0	0	0	0	0	0	0	0	0	0	0	0	0	0
03	0	0	0	0	0	0	0	0	0	0	0	0	0	0
04	0	0	0	0	0	0	0	0	0	0	0	0	0	0
05	0	0	0	0	0	0	0	0	0	0	0	0	0	0
06	0	0	0	3	0	0	0	2	0	0	0	0	0	6
07	1	2	0	1	0	0	0	1	0	0	0	0	0	8
08	0	0	0	1	0	0	0	0	0	0	0	0	0	5
09	2	3	0	0	0	0	0	0	0	0	0	0	0	10
10	2	3	0	0	0	0	0	0	0	0	0	0	0	10
11	1	0	0	0	0	0	0	0	0	0	0	0	0	4
12	2	0	0	0	0	0	0	0	0	0	0	0	0	4
13	1	2	0	0	0	0	0	0	0	0	0	0	0	7
14	2	0	0	0	0	0	0	0	0	0	0	0	0	2
15	2	1	0	0	0	0	0	0	0	0	0	0	0	7
16	3	1	0	0	0	0	0	0	0	0	0	0	0	7
17	2	2	0	0	0	0	0	0	0	0	0	0	0	8
18	3	0	0	0	0	0	0	0	0	0	0	0	0	7
19	3	2	0	0	0	0	0	0	0	0	0	0	0	7
20	2	3	0	0	0	0	0	0	0	0	0	0	0	12
21	1	0	0	0	0	0	0	0	0	0	0	0	0	5
22	1	0	0	0	0	0	0	0	0	0	0	0	0	3
23	1	0	0	0	0	0	0	0	0	0	0	0	0	2
TOTAL DAY	29	19	0	9	0	0	0	9	19	0	0	0	38	114

PEAK OPERATIONS PER HOUR : 12
 PEAK AS PERCENT OF TOTAL : 10.5%
 PEAK HOUR(S) OF OPERATION: 20

DETROIT, MICH.

DTW

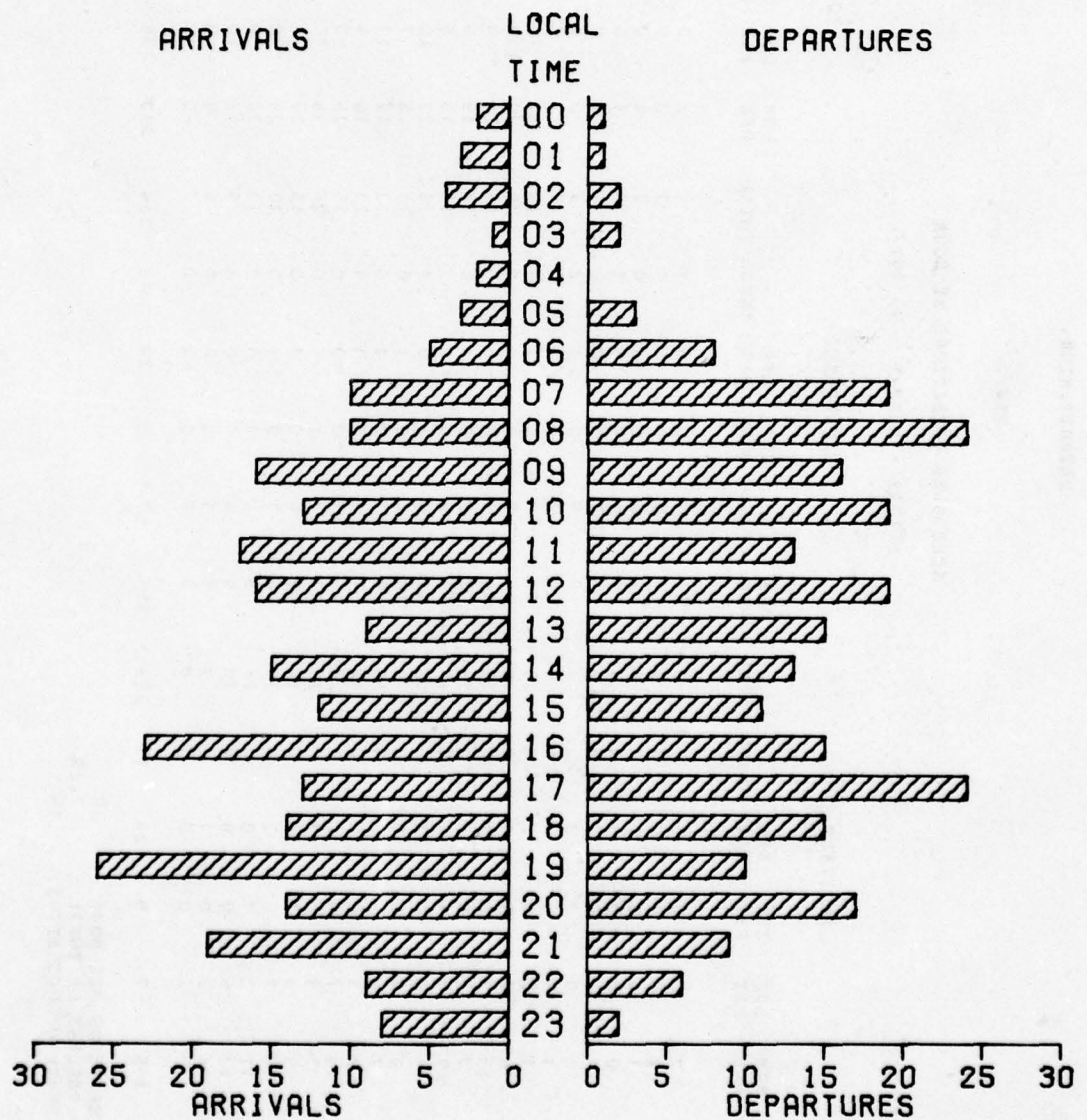
SCHEDULED OPERATIONS BY HOUR

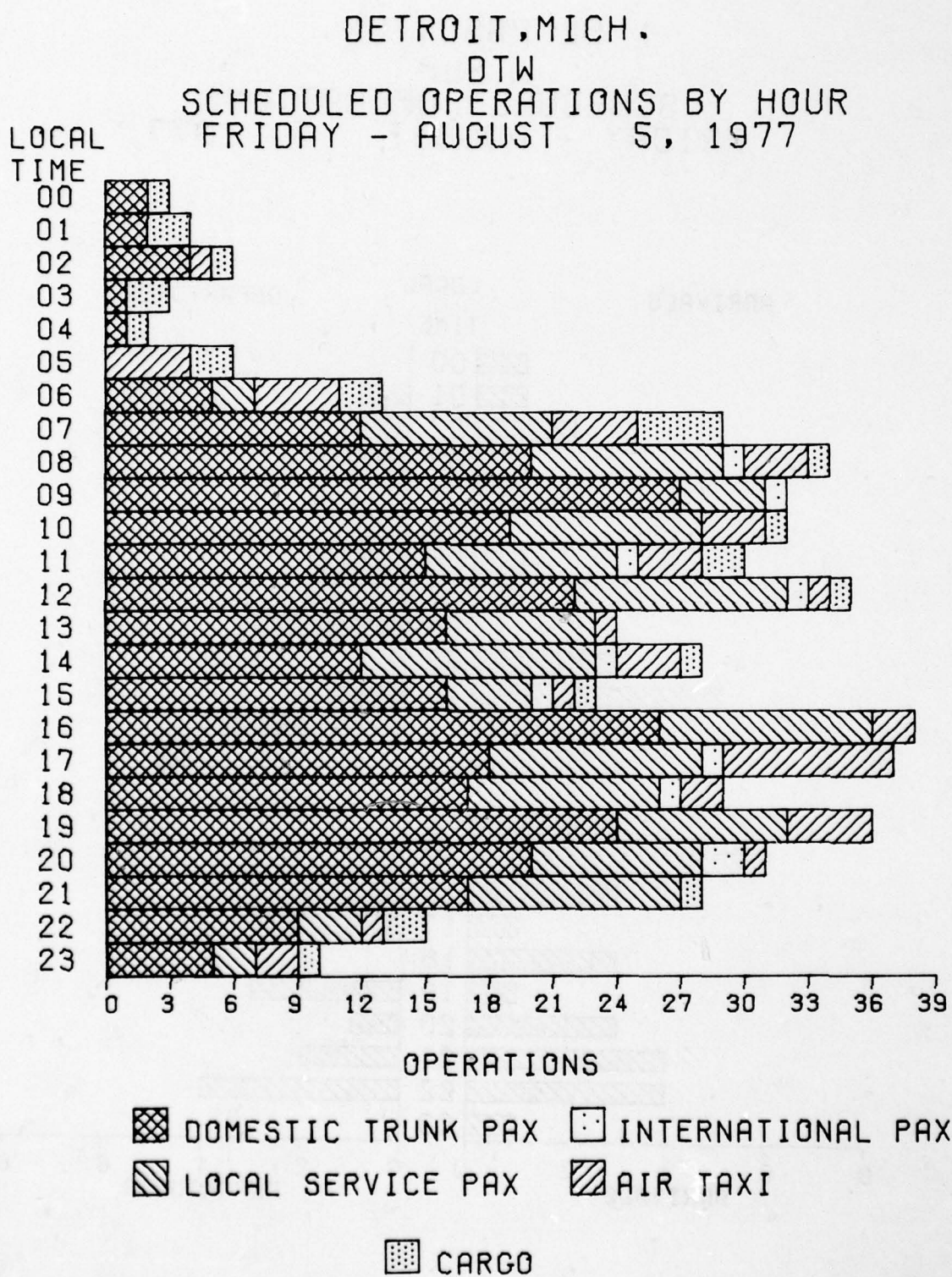
FRIDAY - AUGUST 5, 1977

HOUR	ARRIVALS			DEPARTURES			TOTAL OPERATIONS						
	DOM PAX	LOC PAX	INT PAX	DOM PAX	LOC PAX	INT PAX	DOM PAX	LOC PAX	INT PAX	AIR TAXI	AIR TAXI	CARGO	TOTAL
00	2	0	0	0	0	0	2	0	0	0	2	1	3
01	2	0	0	0	0	0	3	0	0	0	0	1	4
02	3	0	0	1	0	0	4	1	0	1	2	0	6
03	0	0	0	1	0	0	1	1	1	1	2	1	3
04	1	0	0	0	0	0	2	0	0	0	0	0	2
05	0	0	0	0	0	0	3	0	0	1	2	0	6
06	1	0	0	2	2	2	5	4	2	0	3	8	13
07	1	6	0	2	3	0	10	11	3	0	3	19	29
08	6	2	1	1	7	0	10	14	7	0	2	24	34
09	13	3	0	0	14	1	16	14	7	1	0	27	32
10	7	3	0	2	6	0	13	12	6	0	1	19	32
11	7	7	1	1	8	2	17	8	2	0	2	15	30
12	11	4	0	1	6	1	16	11	6	1	0	22	35
13	6	3	0	0	4	0	9	10	4	0	1	16	24
14	7	4	1	2	7	1	15	5	7	0	1	13	28
15	9	3	0	0	12	1	12	7	1	1	1	11	23
16	14	7	0	2	3	0	23	12	3	0	0	15	38
17	7	3	0	3	7	1	13	11	7	1	5	18	37
18	9	3	1	1	6	0	14	8	6	1	1	15	29
19	16	7	0	3	1	0	26	8	1	0	1	10	36
20	11	2	1	0	9	1	14	9	6	1	1	9	31
21	13	6	0	0	4	0	19	4	4	0	0	17	28
22	4	2	0	1	1	0	9	5	1	0	0	6	15
23	5	2	0	0	0	0	8	0	0	2	0	2	10
TOTAL	155	67	5	24	13	264	155	67	5	24	13	264	528

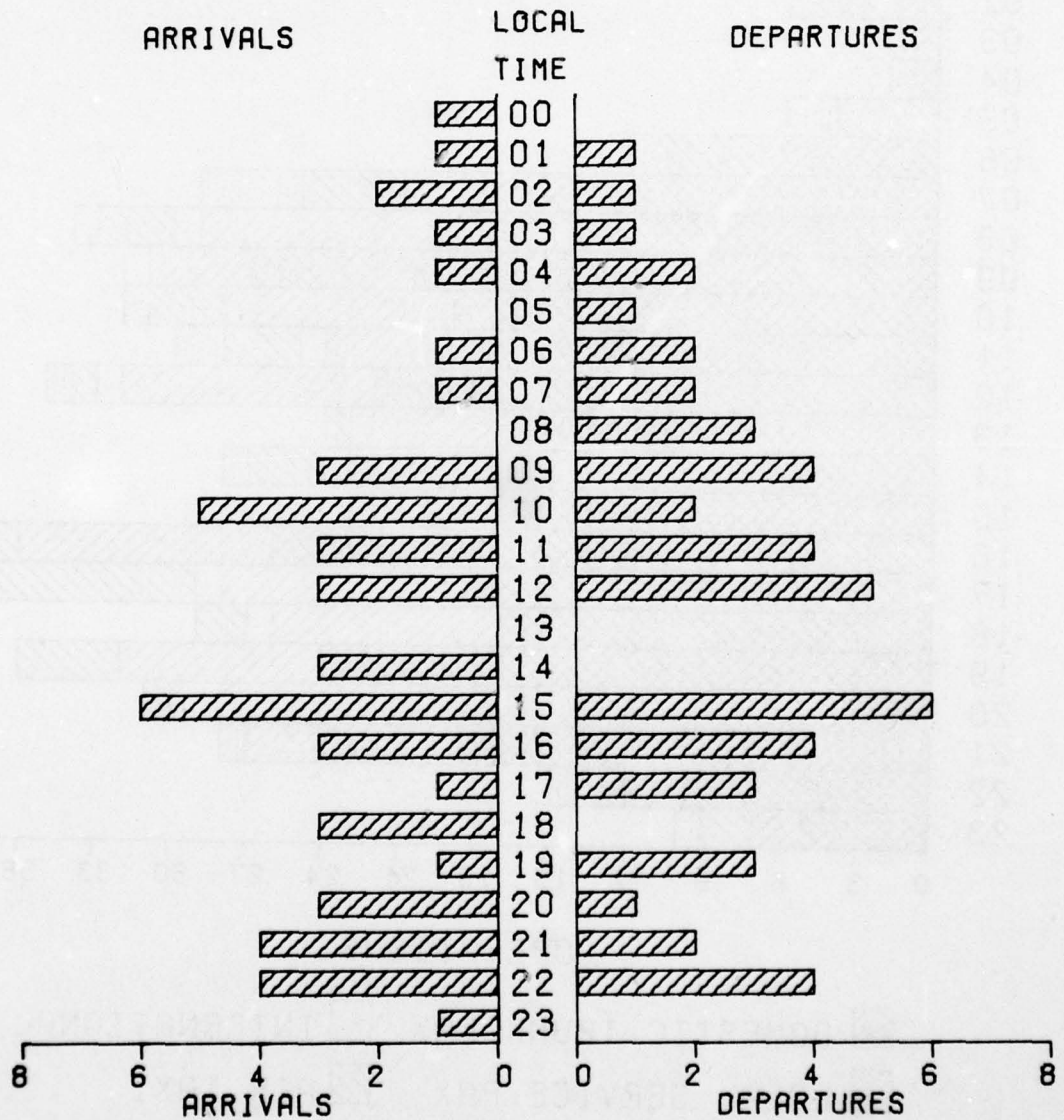
PEAK OPERATIONS PER HOUR : 38
 PEAK AS PERCENT OF TOTAL : 7.2%
 PEAK HOUR(S) OF OPERATION : 16

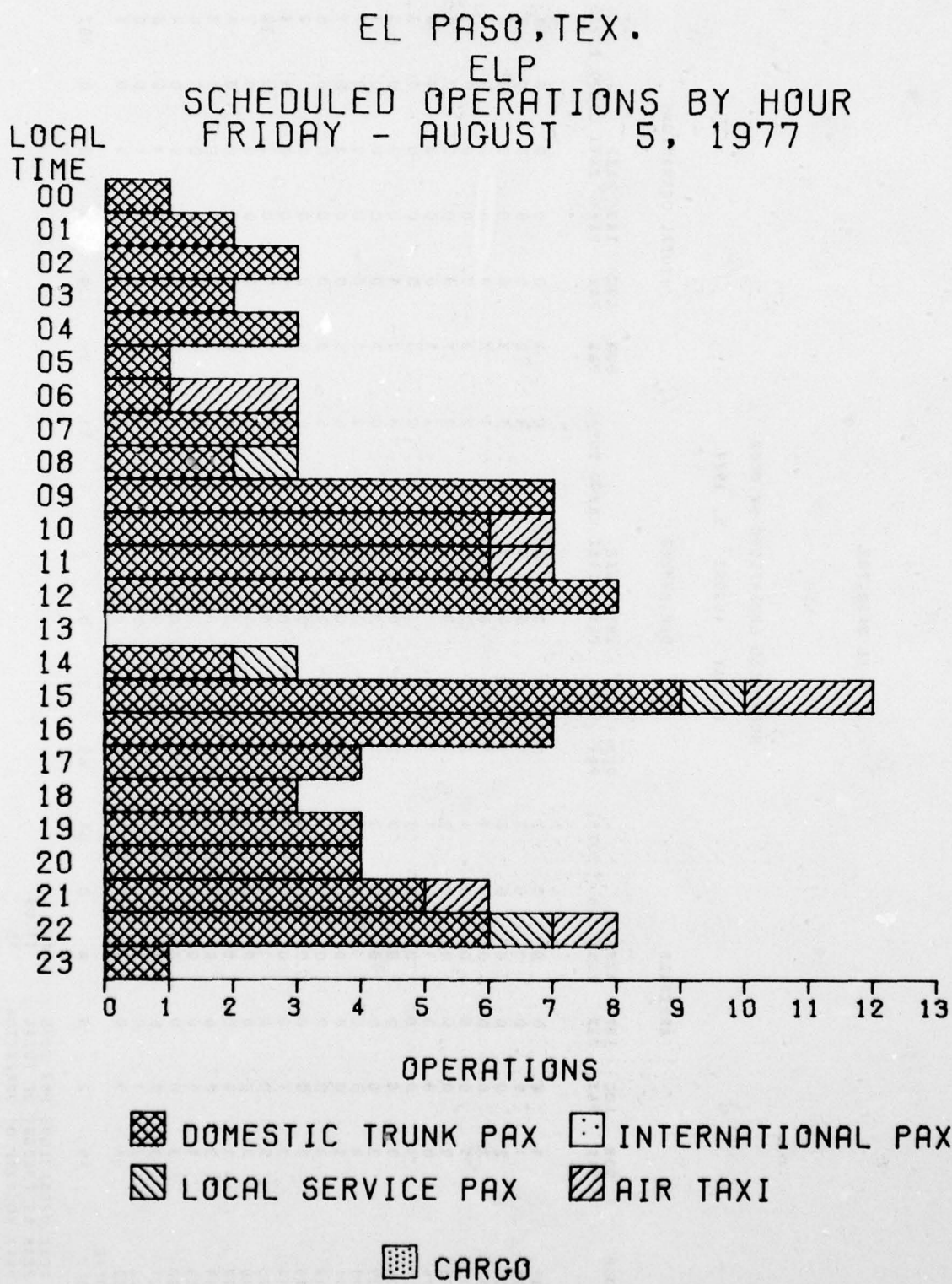
DETROIT, MICH.
DTW
SCHEDULED OPERATIONS
FRIDAY - AUGUST 5, 1977





EL PASO, TEX.
 ELP
 SCHEDULED OPERATIONS
 FRIDAY - AUGUST 5, 1977





EL PASO, TEX.

ELP

SCHEDULED OPERATIONS BY HOUR

FRIDAY - AUGUST 5, 1977

HOUR	ARRIVALS			DEPARTURES			TOTAL OPERATIONS						
	DOM PAX	LOC PAX	TOTAL	DOM PAX	LOC PAX	TOTAL	DOM PAX	LOC PAX	INT PAX	AIR TAXI	AIR TAXI	CARGO	TOTAL
00	1	0	1	0	0	0	0	0	0	0	0	0	1
01	1	0	1	0	0	0	0	0	0	0	0	0	2
02	2	0	2	1	0	1	0	0	0	0	0	0	3
03	1	0	1	1	0	1	0	0	0	0	0	0	2
04	1	0	1	2	0	2	0	0	0	0	0	0	3
05	0	0	0	1	0	1	0	0	0	0	0	0	1
06	0	0	0	1	0	1	0	0	0	0	0	0	1
07	1	0	1	2	0	2	0	0	0	0	0	0	3
08	0	0	0	2	1	3	0	0	0	0	0	0	3
09	3	0	3	4	0	4	0	0	0	0	0	0	7
10	4	0	4	2	0	2	0	0	0	0	0	0	7
11	3	0	3	3	0	3	0	0	0	0	0	0	7
12	3	0	3	5	0	5	0	0	0	0	0	0	8
13	0	0	0	0	0	0	0	0	0	0	0	0	0
14	2	1	3	0	0	0	0	0	0	0	0	0	3
15	5	0	5	4	1	5	0	0	0	0	0	0	12
16	3	0	3	4	0	4	0	0	0	0	0	0	7
17	1	0	1	3	0	3	0	0	0	0	0	0	4
18	3	0	3	3	0	3	0	0	0	0	0	0	3
19	1	0	1	3	0	3	0	0	0	0	0	0	4
20	3	0	3	2	0	2	0	0	0	0	0	0	4
21	3	0	3	1	0	1	0	0	0	0	0	0	6
22	3	1	4	3	0	3	0	0	0	0	0	0	8
23	1	0	1	0	0	0	0	0	0	0	0	0	1
TOTAL	45	2	51	45	2	51	4	4	0	4	0	0	102

PEAK OPERATIONS PER HOUR : 12
 PEAK AS PERCENT OF TOTAL : 11.8%
 PEAK HOUR(S) OF OPERATION: 15

PRESNO, CALIF.

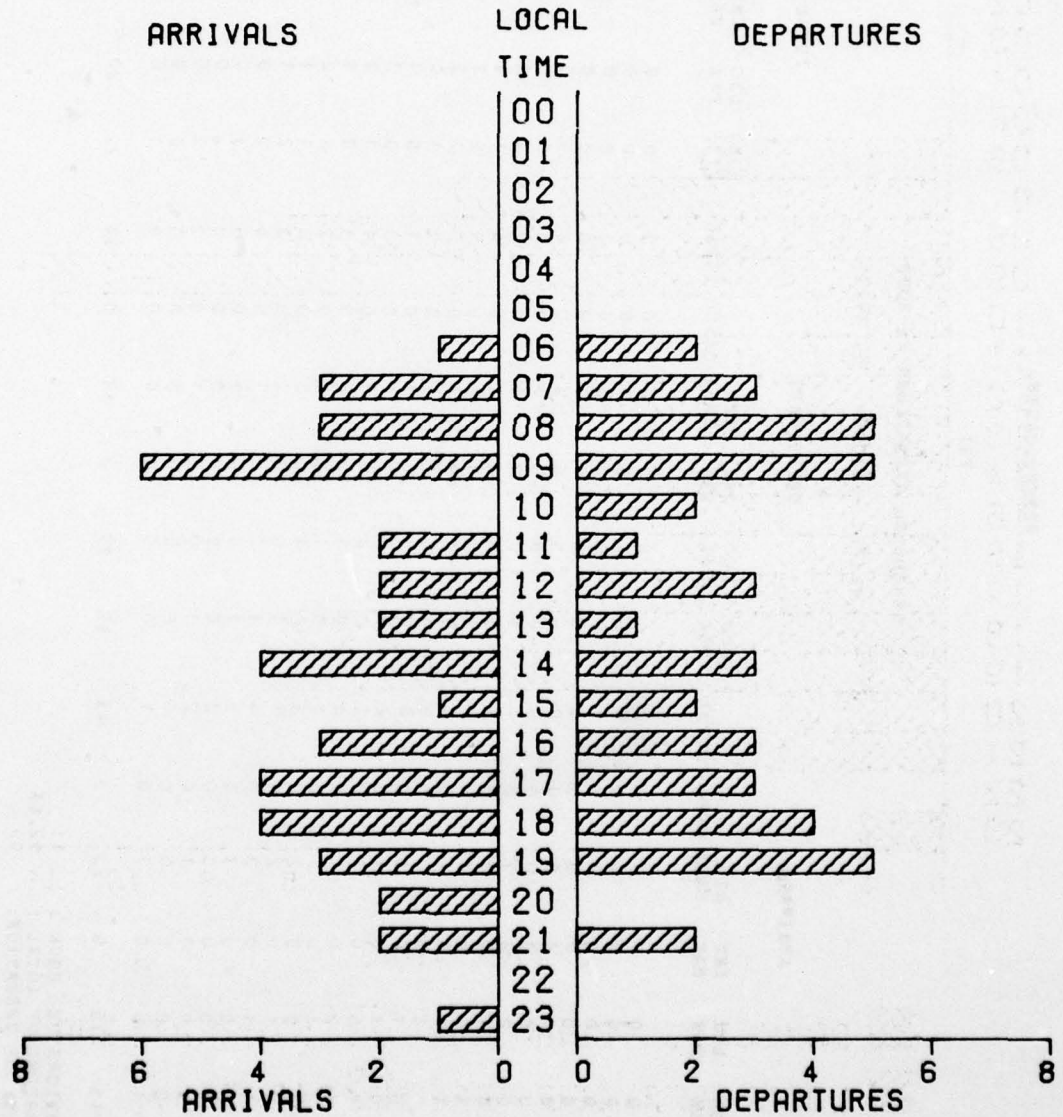
FAT

SCHEDULED OPERATIONS BY HOUR
FRIDAY - AUGUST 5, 1977

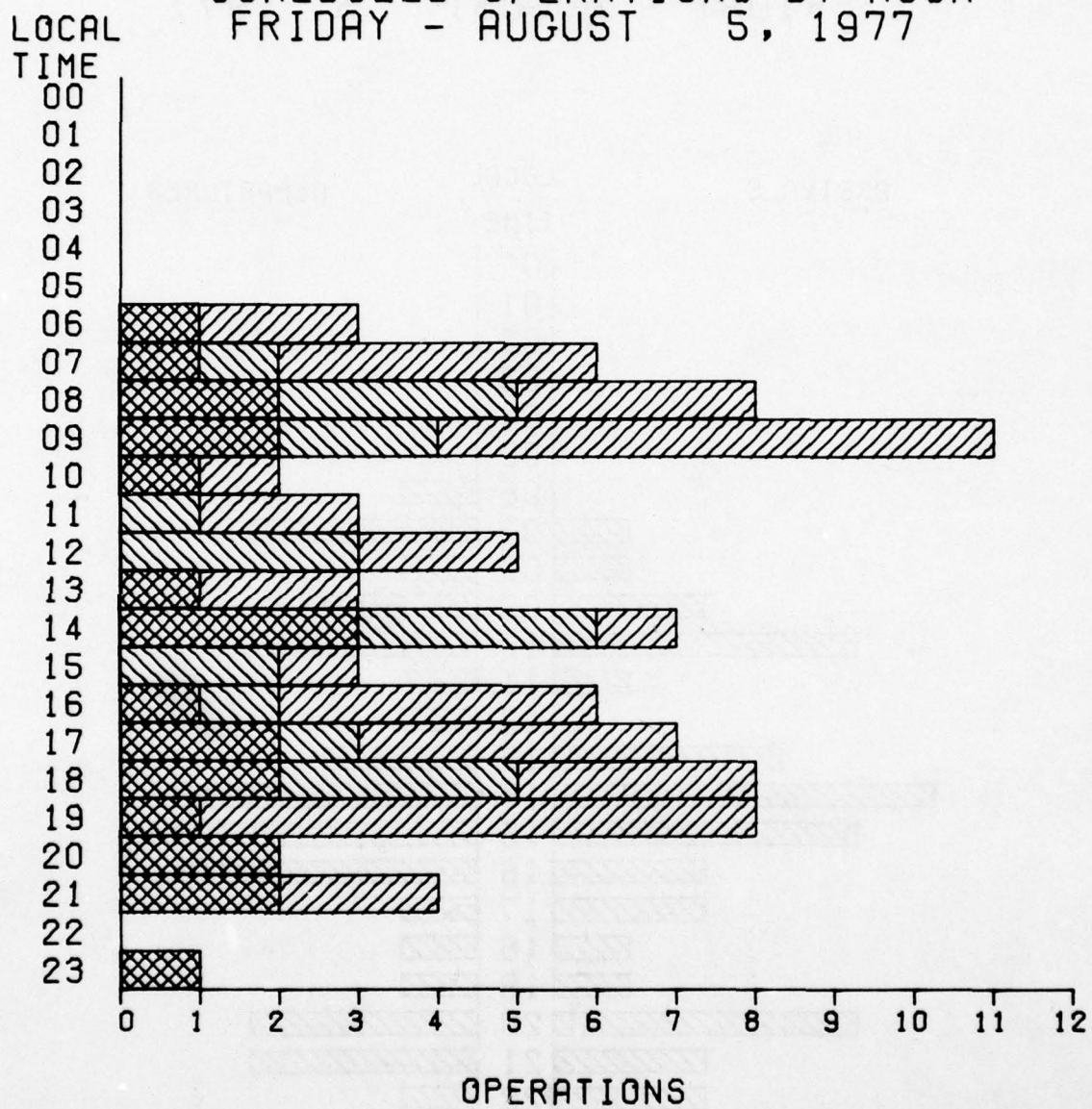
HOUR	ARRIVALS			DEPARTURES			TOTAL OPERATIONS												
	DOH PAX	LOC PAX	INT PAX	DOH PAX	LOC PAX	INT PAX	DOH PAX	LOC PAX	INT PAX	DOH PAX	LOC PAX	INT PAX	AIR TAXI	AIR TAXI	AIR TAXI	CARGO TOTAL	CARGO TOTAL	CARGO TOTAL	
00	0	0	0	0	0	0	0	0	0	0	0	0	0	0	0	0	0	0	0
01	0	0	0	0	0	0	0	0	0	0	0	0	0	0	0	0	0	0	0
02	0	0	0	0	0	0	0	0	0	0	0	0	0	0	0	0	0	0	0
03	0	0	0	0	0	0	0	0	0	0	0	0	0	0	0	0	0	0	0
04	0	0	0	0	0	0	0	0	0	0	0	0	0	0	0	0	0	0	0
05	0	0	0	0	0	0	0	0	0	0	0	0	0	0	0	0	0	0	0
06	0	0	0	0	0	0	0	0	0	0	0	0	0	0	0	0	0	0	0
07	0	0	0	0	0	0	0	0	0	0	0	0	0	0	0	0	0	0	0
08	1	1	0	1	2	0	1	1	0	0	0	1	1	0	0	0	0	0	0
09	1	1	0	1	1	0	1	1	0	0	0	2	2	0	0	0	0	0	0
10	0	0	0	0	0	0	0	0	0	0	0	0	0	0	0	0	0	0	0
11	0	0	0	0	0	0	0	0	0	0	0	0	0	0	0	0	0	0	0
12	0	0	0	0	0	0	0	0	0	0	0	0	0	0	0	0	0	0	0
13	1	0	0	1	0	0	1	0	0	0	0	0	0	0	0	0	0	0	0
14	1	2	0	1	1	0	1	1	0	0	0	1	1	0	0	0	0	0	0
15	0	1	0	0	0	0	0	0	0	0	0	0	0	0	0	0	0	0	0
16	1	0	0	2	0	0	1	0	0	0	0	0	0	0	0	0	0	0	0
17	1	1	0	2	0	0	1	0	0	0	0	0	0	0	0	0	0	0	0
18	1	1	0	2	0	0	1	0	0	0	0	0	0	0	0	0	0	0	0
19	0	0	0	3	0	0	0	0	0	0	0	0	0	0	0	0	0	0	0
20	2	0	0	0	0	0	0	0	0	0	0	0	0	0	0	0	0	0	0
21	1	0	0	1	0	0	0	1	0	0	0	0	0	0	0	0	0	0	0
22	0	0	0	0	0	0	0	0	0	0	0	0	0	0	0	0	0	0	0
23	1	0	0	0	0	0	0	0	0	0	0	0	0	0	0	0	0	0	0
TOTAL DAY	11	10	0	22	0	43	11	10	0	23	0	44	22	20	0	45	0	87	87

PEAK OPERATIONS PER HOUR : 11
 PEAK AS PERCENT OF TOTAL : 12.6%
 PEAK HOUR(S) OF OPERATION: 09


FRESNO, CALIF.
 FAT
 SCHEDULED OPERATIONS
 FRIDAY - AUGUST 5, 1977



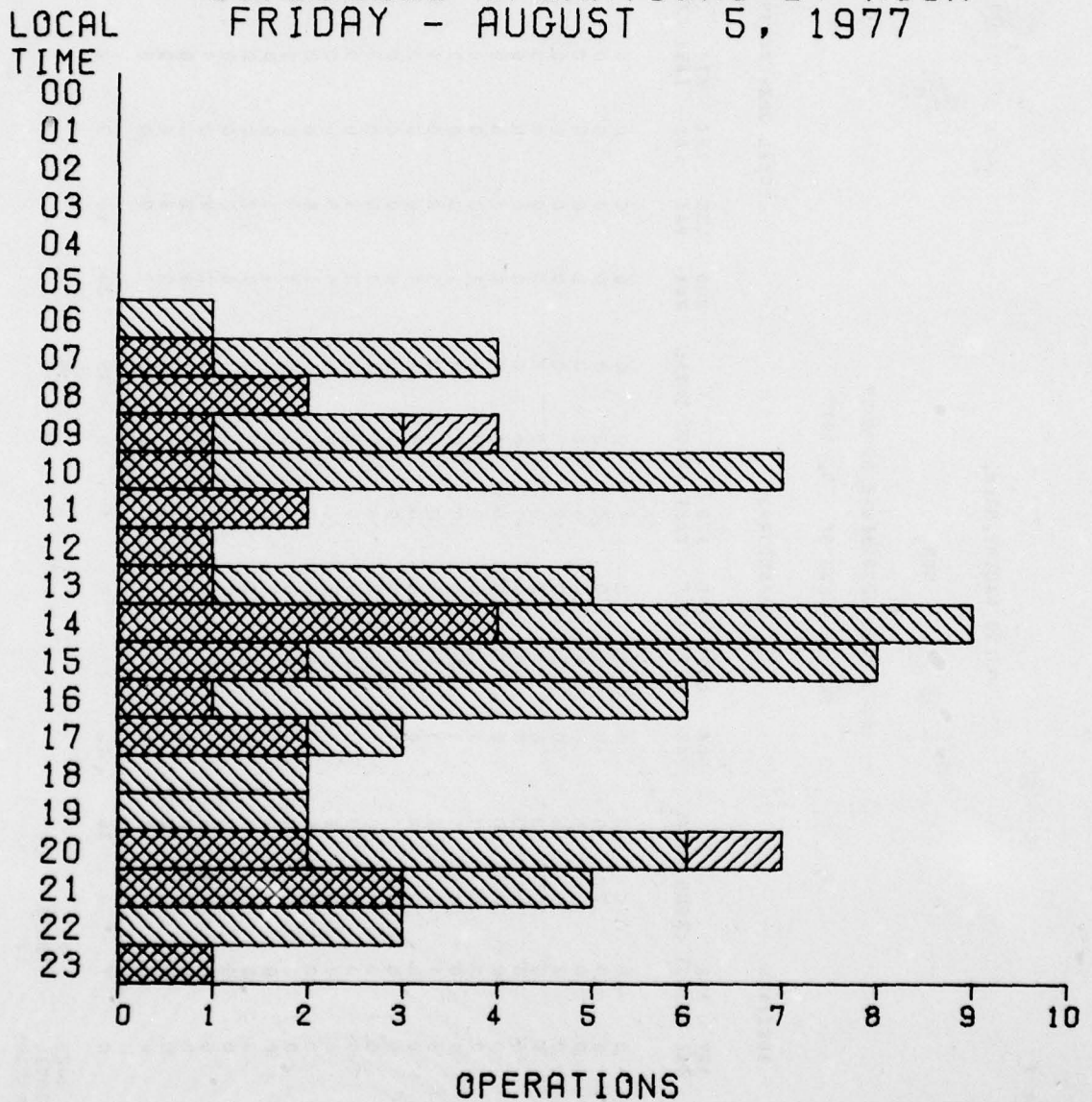
FRESNO, CALIF.
 FAT
 SCHEDULED OPERATIONS BY HOUR
 FRIDAY - AUGUST 5, 1977



GRAND RAPIDS, MICH.
 GRR
 SCHEDULED OPERATIONS
 FRIDAY - AUGUST 5, 1977



GRAND RAPIDS, MICH.
 GRR
 SCHEDULED OPERATIONS BY HOUR
 FRIDAY - AUGUST 5, 1977



[Cross-hatched] DOMESTIC TRUNK PAX [Dotted] INTERNATIONAL PAX
 [Diagonal lines /] LOCAL SERVICE PAX [Diagonal lines \] AIR TAXI
 [Grid] CARGO

GRAND RAPIDS, MICH.

GRR

SCHEDULED OPERATIONS BY HOUR

FRIDAY - AUGUST 5, 1977

HOUR	ARRIVALS				DEPARTURES				TOTAL OPERATIONS			
	DOH PAX	LOC PAX	INT PAX	AIR TAXI CARGO TOTAL	DOH PAX	LOC PAX	INT PAX	AIR TAXI CARGO TOTAL	DOH PAX	LJC PAX	INT PAX	AIR TAXI CARGO TOTAL
00	0	0	0	0	0	0	0	0	0	0	0	0
01	0	0	0	0	0	0	0	0	0	0	0	0
02	0	0	0	0	0	0	0	0	0	0	0	0
03	0	0	0	0	0	0	0	0	0	0	0	0
04	0	0	0	0	0	0	0	0	0	0	0	0
05	0	0	0	0	0	0	0	0	0	0	0	0
06	0	0	0	0	0	0	0	0	0	0	0	0
07	0	1	0	0	1	2	0	0	0	1	3	0
08	1	0	0	0	1	0	0	0	0	2	0	0
09	0	1	0	0	1	1	0	0	0	1	2	0
10	1	3	0	0	0	3	0	0	0	1	6	0
11	1	0	0	0	0	0	0	0	0	2	0	0
12	0	0	0	0	1	0	0	0	0	1	0	0
13	1	2	0	0	0	2	0	0	0	1	4	0
14	2	3	0	0	2	2	0	0	0	4	5	0
15	1	3	0	0	1	3	0	0	0	2	6	0
16	0	2	0	0	1	3	0	0	0	1	5	0
17	1	1	0	0	1	0	0	0	0	2	1	0
18	0	1	0	0	0	1	0	0	0	0	2	0
19	0	1	0	0	0	1	0	0	0	0	2	0
20	2	2	0	0	0	2	0	0	0	4	2	0
21	1	1	0	0	2	1	0	0	0	3	2	0
22	0	2	0	0	0	1	0	0	0	0	3	0
23	1	0	0	0	0	0	0	0	0	1	0	0
TOTAL	12	23	0	1	0	12	23	0	1	0	36	46
DAY												

PEAK OPERATIONS PER HOUR : 9
 PEAK AS PERCENT OF TOTAL : 12.5%
 PEAK HOUR(S) OF OPERATION: 14

GREEN BAY, WISC.

GPB


SCHEDULED OPERATIONS BY HOUR

FRIDAY - AUGUST 5, 1977

HOUR	ARRIVALS				DEPARTURES				TOTAL OPERATIONS				
	DOM PAX	LOC PAX	INT PAX	AIR TAXI CARGO TOTAL	DOM PAX	LOC PAX	INT PAX	AIR TAXI CARGO TOTAL	DOM PAX	LOC PAX	INT PAX	AIR TAXI CARGO TOTAL	
01	0	0	0	0	0	0	0	0	0	0	0	0	0
02	0	0	0	0	0	0	0	0	0	0	0	0	0
03	0	0	0	0	0	0	0	0	0	0	0	0	0
04	0	0	0	0	0	0	0	0	0	0	0	0	0
05	0	0	0	0	0	0	0	0	0	0	0	0	0
06	0	0	0	0	0	1	0	0	0	0	0	0	1
07	0	1	0	0	0	1	0	0	0	0	0	0	2
08	0	3	0	0	0	3	0	0	0	0	0	0	7
09	0	3	0	0	0	3	0	0	0	0	0	0	6
10	0	1	0	0	0	1	0	0	0	0	0	0	2
11	0	0	0	0	0	0	0	0	0	0	0	0	1
12	0	5	0	0	0	2	0	0	0	0	0	0	7
13	0	2	0	0	0	4	0	0	0	0	0	0	6
14	0	3	0	0	0	2	0	0	0	0	0	0	5
15	0	2	0	0	0	4	0	0	0	0	0	0	6
16	0	2	0	0	0	4	0	0	0	0	0	0	6
17	0	1	0	0	0	2	0	0	0	0	0	0	3
18	0	1	0	0	0	1	0	0	0	0	0	0	2
19	0	5	0	0	0	2	0	0	0	0	0	0	7
20	0	1	0	0	0	4	0	0	0	0	0	0	5
21	0	0	0	0	0	0	0	0	0	0	0	0	0
22	0	1	0	0	0	0	0	0	0	0	0	0	1
23	0	0	0	0	0	0	0	0	0	0	0	0	0
TOTAL DAY	0	31	0	1	32	0	31	0	1	32	0	2	64

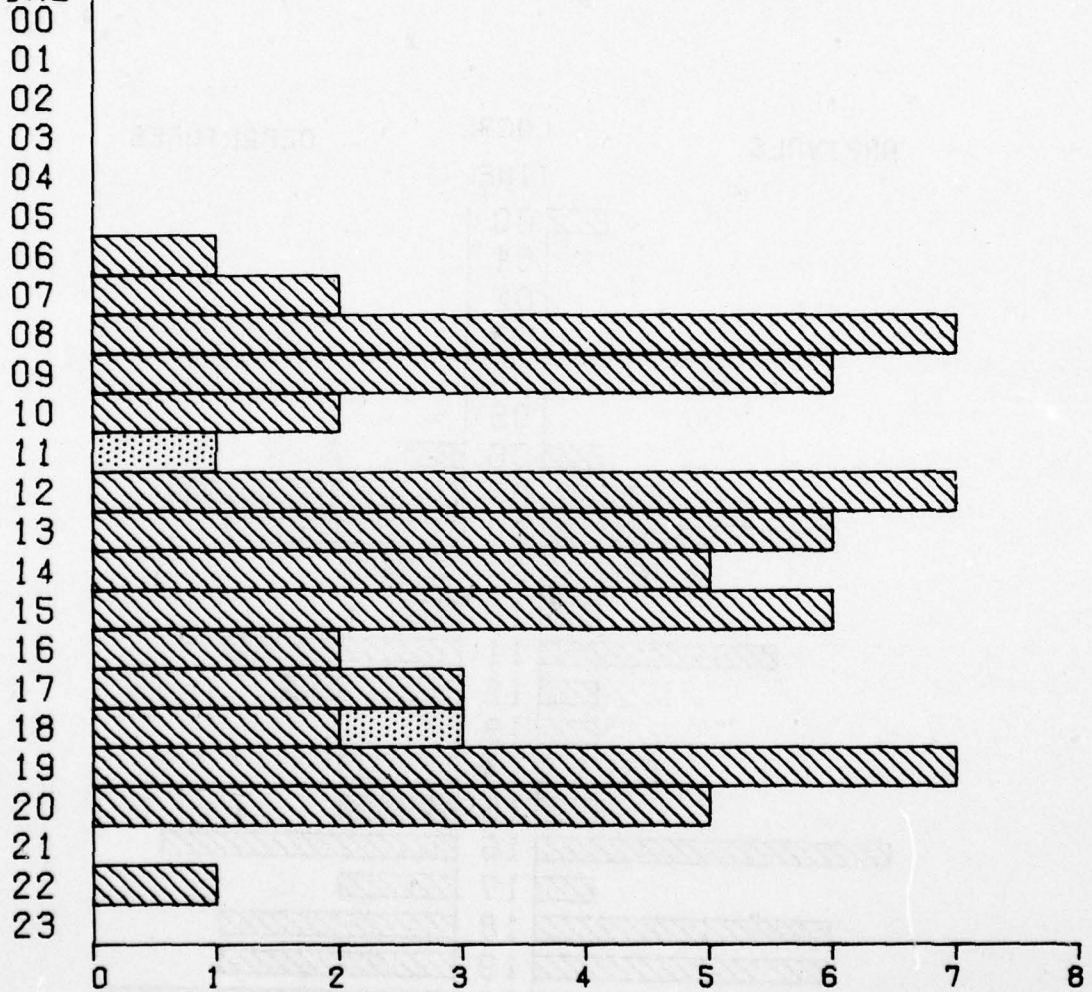
PEAK OPERATIONS PER HOUR : 7
 PEAK AS PERCENT OF TOTAL : 10.9%
 PEAK HOUR(S) OF OPERATION: 08 12 19

GREEN BAY, WISC.
 GRB
 SCHEDULED OPERATIONS
 FRIDAY - AUGUST 5, 1977



GREEN BAY, WISC.
 GRB
 SCHEDULED OPERATIONS BY HOUR
 FRIDAY - AUGUST 5, 1977

LOCAL
 TIME



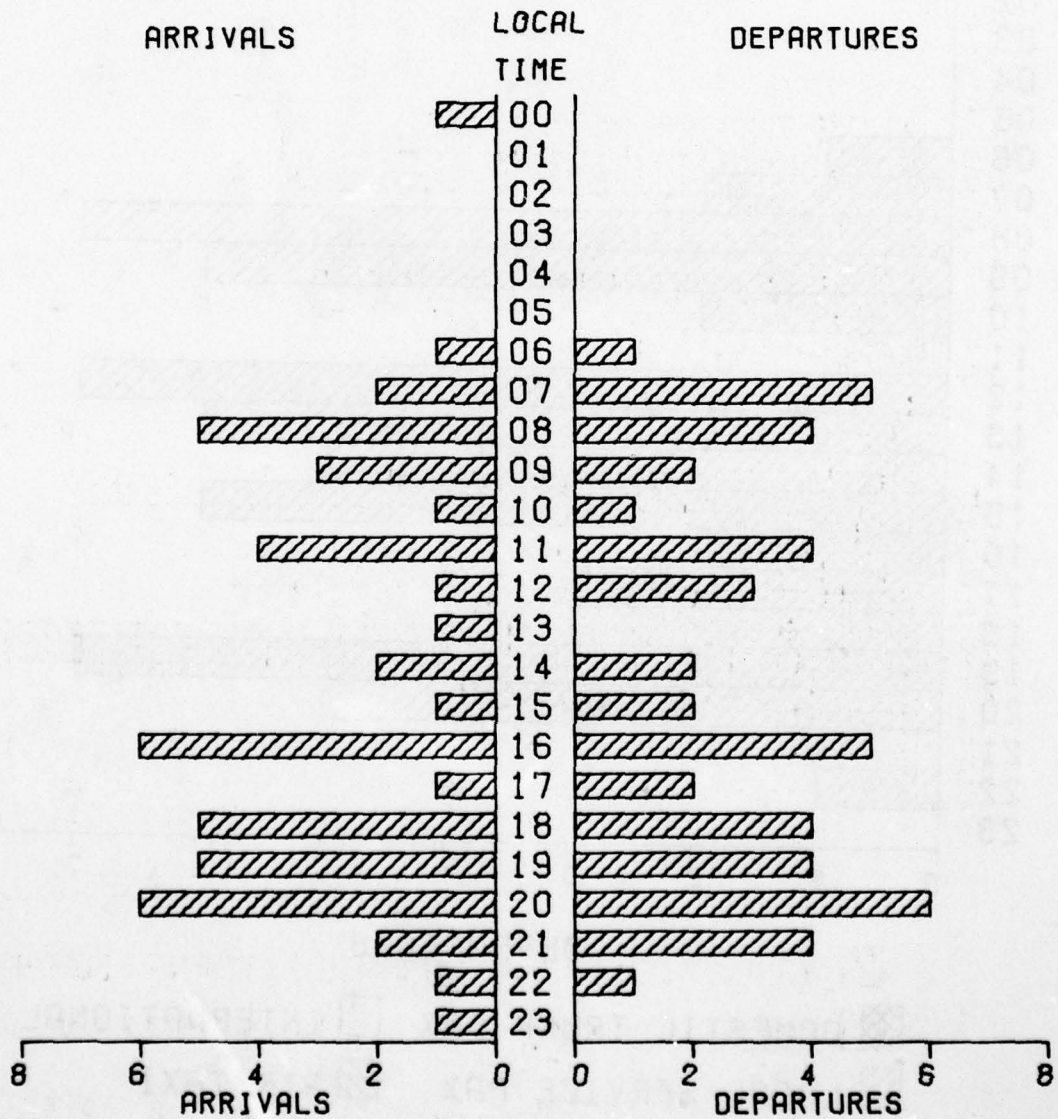
OPERATIONS

- DOMESTIC TRUNK PAX

 INTERNATIONAL PAX
- LOCAL SERVICE PAX

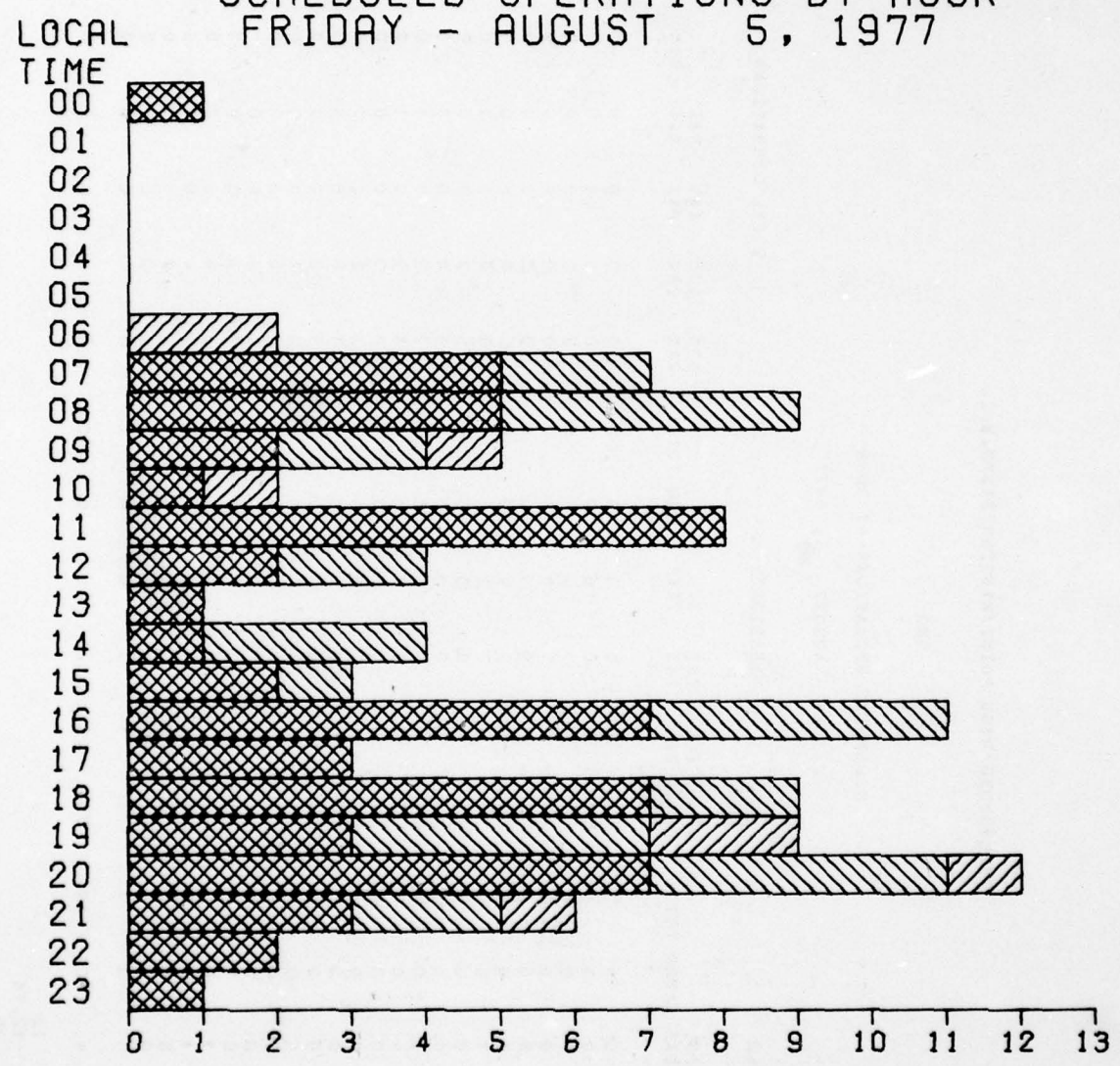
 AIR TAXI
- CARGO

GREENSBORO/HIGH POINT/WINSTON SALEM, N.C.
GSO
SCHEDULED OPERATIONS
FRIDAY - AUGUST 5, 1977








GREENSBORO/HIGH POINT/WINSTON SALEM, N.C.

GSO SCHEDULED OPERATIONS BY HOUR FRIDAY - AUGUST 5, 1977



OPERATIONS

-  DOMESTIC TRUNK PAX
-  INTERNATIONAL PAX
-  LOCAL SERVICE PAX
-  AIR TAXI
-  CARGO

AD-A058 125


TRANSPORTATION SYSTEMS CENTER CAMBRIDGE MASS
PROFILES OF SCHEDULED AIR CARRIER DEPARTURE AND ARRIVAL OPERATI--ETC(U)
AUG 77

F/G 1/2

UNCLASSIFIED

NL

2 OF 4
ADA
058125



GREENSBORO/HIGH POINT/WINSTON SALEM, N.C.

GSO

SCHEDULED OPERATIONS BY HOUR

FRIDAY - AUGUST 5, 1977

HOUR	ARRIVALS			DEPARTURES			TOTAL OPERATIONS		
	DOM PAX	LOC PAX	TOTAL	DOM PAX	LOC PAX	TOTAL	DOM PAX	LOC PAX	TOTAL
00	1	0	1	0	0	0	1	0	1
01	0	0	0	0	0	0	0	0	0
02	0	0	0	0	0	0	0	0	0
03	0	0	0	0	0	0	0	0	0
04	0	0	0	0	0	0	0	0	0
05	0	0	0	0	0	0	0	0	0
06	0	0	0	0	0	0	0	0	0
07	1	1	2	4	1	5	5	2	7
08	3	2	5	2	2	4	5	4	9
09	1	1	2	1	1	2	2	2	4
10	1	0	1	0	0	0	1	0	1
11	4	0	4	4	0	4	8	0	8
12	0	1	1	2	1	3	2	2	4
13	1	0	1	0	0	0	1	0	1
14	0	2	2	1	1	2	1	3	4
15	1	0	1	1	1	2	2	1	3
16	4	2	6	3	2	5	7	4	11
17	1	0	1	2	0	2	3	0	3
18	4	1	5	3	1	4	7	2	9
19	1	3	4	2	1	3	3	4	7
20	4	1	5	3	3	6	7	4	11
21	1	1	2	2	2	4	3	2	5
22	1	0	1	1	0	1	2	0	2
23	1	0	1	0	0	0	1	0	1
TOTAL DAY	30	15	45	31	15	46	61	30	91

PEAK OPERATIONS PER HOUR : 12
 PEAK AS PERCENT OF TOTAL : 12.1%
 PEAK HOUR(S) OF OPERATION: 20

HARRISBURG, PA.

MDT


SCHEDULED OPERATIONS BY HOUR

FRIDAY - AUGUST 5, 1977

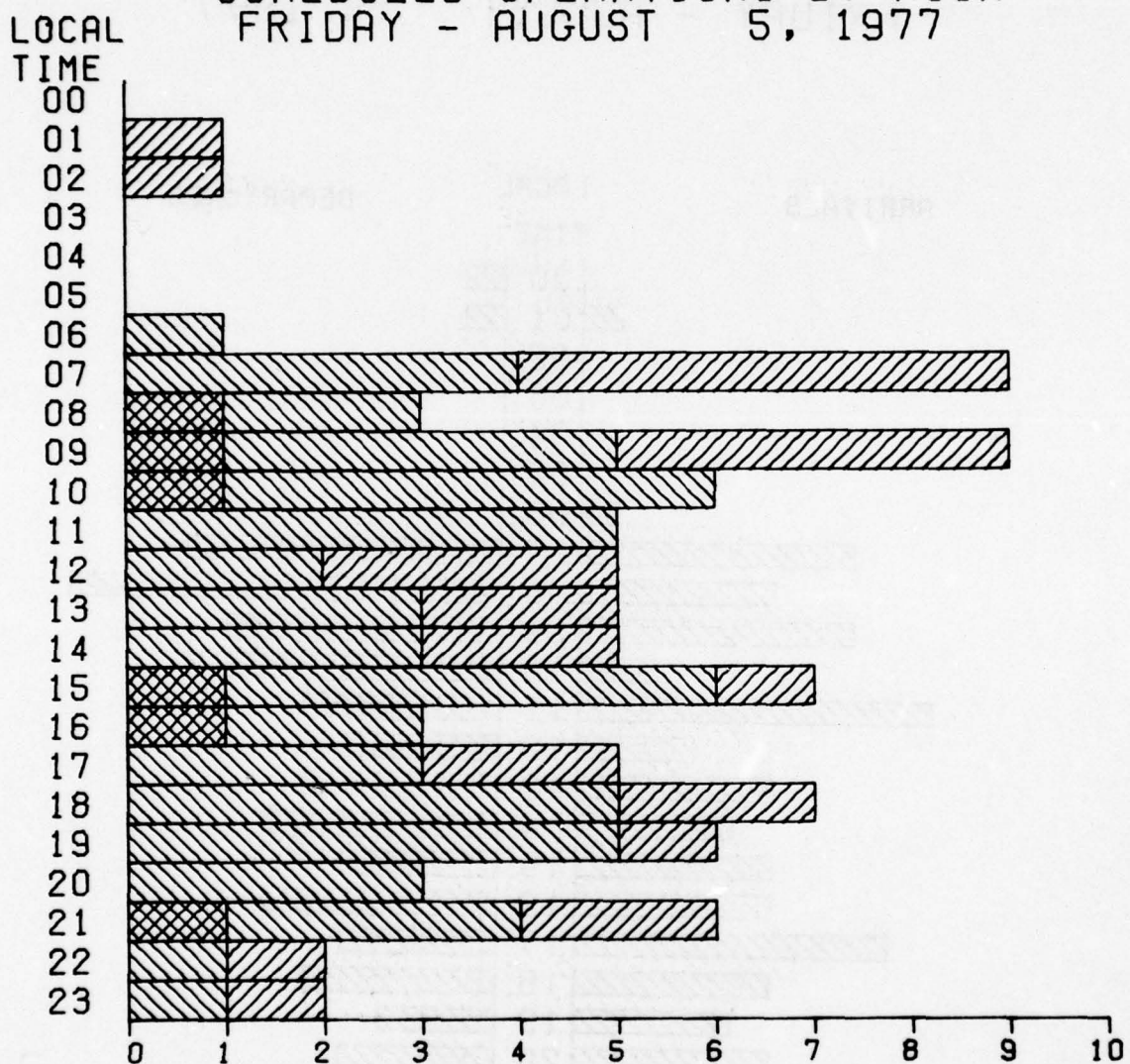
HOUR	ARRIVALS						DEPARTURES						TOTAL OPERATIONS															
	DOM		LOC		INT		AIR		TAXI		CARGO		TOTAL		DOM		LOC		INT		AIR		TAXI		CARGO		TOTAL	
	PAX	PAX	PAX	PAX	PAX	PAX	PAX	PAX	PAX	PAX	PAX	PAX	PAX	PAX	PAX	PAX	PAX	PAX	PAX	PAX	PAX	PAX	PAX	PAX	PAX	PAX	PAX	PAX
00	0	0	0	0	0	0	0	0	0	0	0	0	0	0	0	0	0	0	0	0	0	0	0	0	0	0	0	0
01	0	0	0	0	0	0	0	0	0	0	0	0	0	0	0	0	0	0	0	0	0	0	0	0	0	0	0	0
02	0	0	0	0	0	0	0	0	0	0	0	0	0	0	0	0	0	0	0	0	0	0	0	0	0	0	0	0
03	0	0	0	0	0	0	0	0	0	0	0	0	0	0	0	0	0	0	0	0	0	0	0	0	0	0	0	0
04	0	0	0	0	0	0	0	0	0	0	0	0	0	0	0	0	0	0	0	0	0	0	0	0	0	0	0	0
05	0	0	0	0	0	0	0	0	0	0	0	0	0	0	0	0	0	0	0	0	0	0	0	0	0	0	0	0
06	0	0	0	0	0	0	0	0	0	0	0	0	0	0	0	0	0	0	0	0	0	0	0	0	0	0	0	0
07	0	0	0	0	0	0	0	0	0	0	0	0	0	0	0	0	0	0	0	0	0	0	0	0	0	0	0	0
08	0	0	0	0	0	0	0	0	0	0	0	0	0	0	0	0	0	0	0	0	0	0	0	0	0	0	0	0
09	1	2	2	0	0	0	2	0	0	0	5	1	1	1	1	1	1	1	1	1	1	1	1	1	1	1	1	1
10	0	1	2	0	0	0	0	0	0	0	1	4	3	0	0	0	0	0	0	0	0	0	0	0	0	0	0	0
11	0	2	2	0	0	0	0	0	0	0	2	3	0	0	0	0	0	0	0	0	0	0	0	0	0	0	0	0
12	0	1	2	0	0	0	2	0	0	0	3	1	0	0	0	0	0	0	0	0	0	0	0	0	0	0	0	0
13	0	2	2	0	0	0	0	0	0	0	2	1	0	0	0	0	0	0	0	0	0	0	0	0	0	0	0	0
14	0	1	2	0	0	0	2	0	0	0	3	0	0	0	0	0	0	0	0	0	0	0	0	0	0	0	0	0
15	1	2	2	0	0	0	0	0	0	0	3	0	0	0	0	0	0	0	0	0	0	0	0	0	0	0	0	0
16	0	2	2	0	0	0	0	0	0	0	2	0	0	0	0	0	0	0	0	0	0	0	0	0	0	0	0	0
17	0	1	2	0	0	0	1	0	0	0	2	0	0	0	0	0	0	0	0	0	0	0	0	0	0	0	0	0
18	0	3	3	0	0	0	1	0	0	0	4	0	0	0	0	0	0	0	0	0	0	0	0	0	0	0	0	0
19	0	3	3	0	0	0	0	0	0	0	3	0	0	0	0	0	0	0	0	0	0	0	0	0	0	0	0	0
20	0	2	2	0	0	0	0	0	0	0	2	0	0	0	0	0	0	0	0	0	0	0	0	0	0	0	0	0
21	1	2	2	0	0	0	1	0	0	0	4	0	0	0	0	0	0	0	0	0	0	0	0	0	0	0	0	0
22	0	1	1	0	0	0	1	0	0	0	2	0	0	0	0	0	0	0	0	0	0	0	0	0	0	0	0	0
23	0	1	1	0	0	0	0	0	0	0	1	0	0	0	0	0	0	0	0	0	0	0	0	0	0	0	0	0
TOTAL DAY	3	28	28	0	0	0	14	0	0	0	45	3	29	0	14	0	46	6	57	0	28	0	0	0	0	0	91	

PEAK OPERATIONS PER HOUR : 9
 PEAK AS PERCENT OF TOTAL : 9.9%
 PEAK HOUR(S) OF OPERATION: 07 09

HARRISBURG, PA.
 MDT
 SCHEDULED OPERATIONS
 FRIDAY - AUGUST 5, 1977



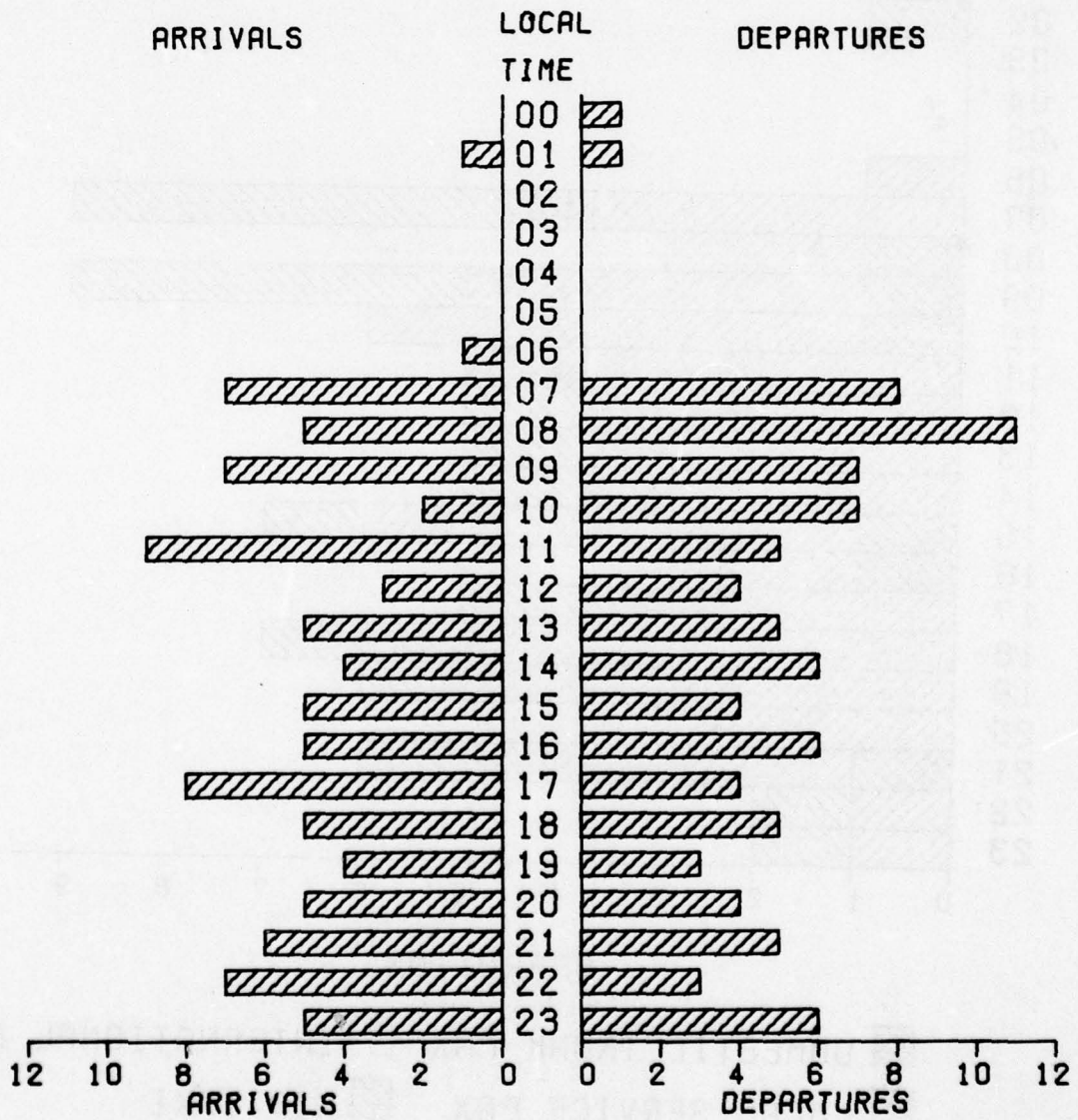
HARRISBURG, PA.
 MDT
 SCHEDULED OPERATIONS BY HOUR
 FRIDAY - AUGUST 5, 1977



OPERATIONS

- DOMESTIC TRUNK PAX
 INTERNATIONAL PAX
- LOCAL SERVICE PAX
 AIR TAXI
- CARGO

HARTFORD/SPRINGFIELD, CONN.
 BDL
 SCHEDULED OPERATIONS
 FRIDAY - AUGUST 5, 1977

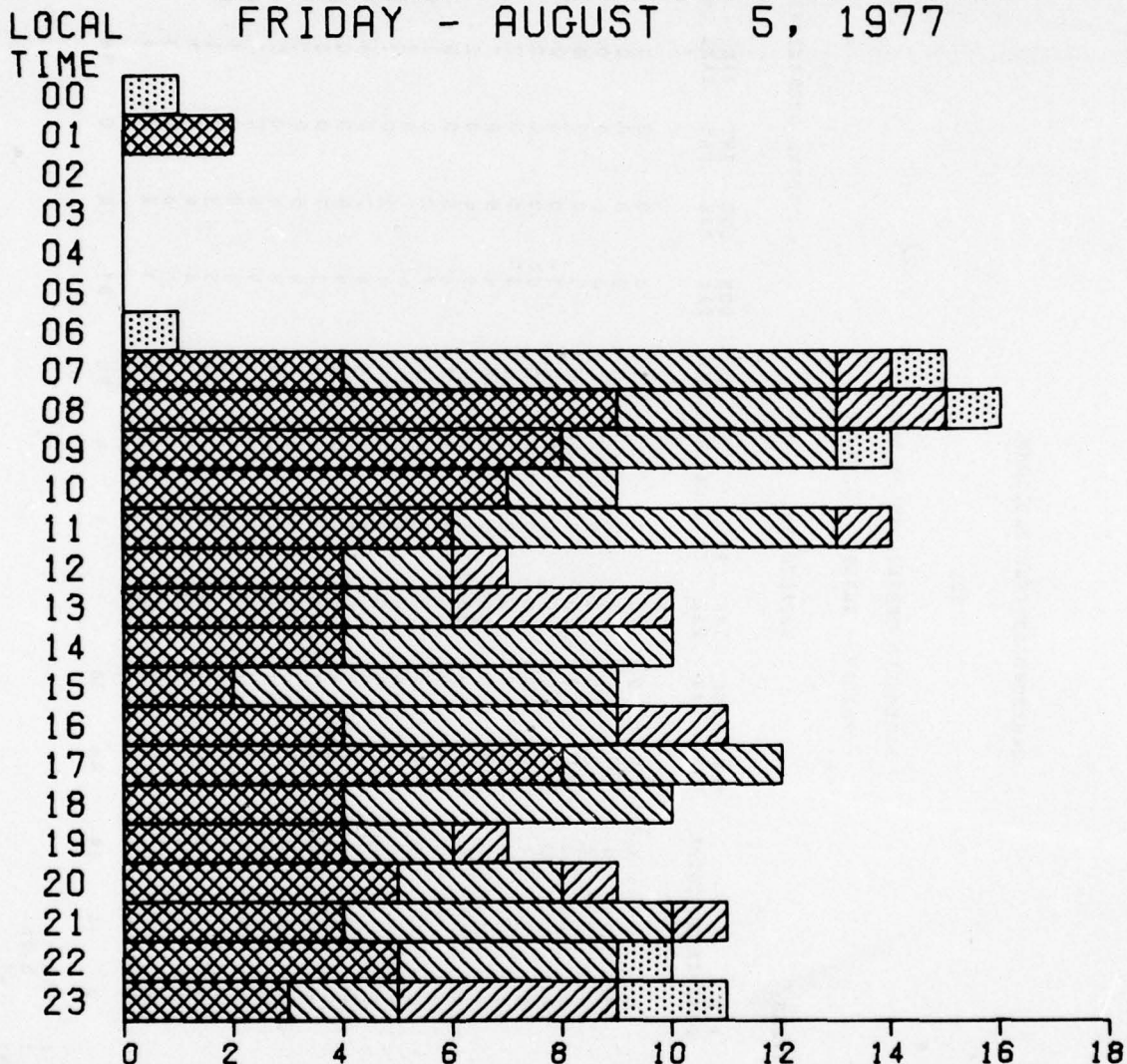


HARTFORD/SPRINGFIELD, CONN.

BDL

SCHEDULED OPERATIONS BY HOUR

FRIDAY - AUGUST 5, 1977



OPERATIONS

- DOMESTIC TRUNK PAX
 INTERNATIONAL PAX
- LOCAL SERVICE PAX
 AIR TAXI
- CARGO

HARTFORD/SPRINGFIELD, CONN.

BDL

SCHEDULED OPERATIONS BY HOUR

FRIDAY - AUGUST 5, 1977

HOUR	ARRIVALS			DEPARTURES			TOTAL OPERATIONS		
	DOM PAX	LOC PAX	TOTAL	DOM PAX	LOC PAX	TOTAL	DOM PAX	LOC PAX	TOTAL
01	0	0	0	0	0	0	0	0	0
02	0	0	0	0	0	0	0	0	0
03	0	0	0	0	0	0	0	0	0
04	0	0	0	0	0	0	0	0	0
05	0	0	0	0	0	0	0	0	0
06	0	0	1	0	0	0	0	0	1
07	1	4	1	3	5	8	4	9	13
08	2	1	1	7	3	10	9	4	13
09	3	3	1	5	2	7	8	5	13
10	1	1	0	6	1	7	7	2	9
11	5	3	0	1	4	5	6	7	13
12	2	1	0	2	1	3	4	2	6
13	1	2	0	3	0	3	4	2	6
14	2	2	0	4	4	8	4	6	10
15	1	4	0	5	3	8	2	7	9
16	2	2	0	1	3	4	4	5	9
17	5	3	0	2	1	3	8	4	12
18	2	3	0	5	3	8	4	6	10
19	3	0	0	1	2	3	4	2	6
20	3	2	0	2	1	3	5	3	8
21	2	4	0	6	2	8	4	6	10
22	5	2	0	0	2	2	5	4	9
23	2	1	0	1	1	2	3	2	5
TOTAL	43	38	0	44	38	82	87	76	163
DAY			94			94			188

PEAK OPERATIONS PER HOUR : 16
 PEAK AS PERCENT OF TOTAL : 8.5%
 PEAK HOUR(S) OF OPERATION : 08

HILO, HAWAII

I/O


SCHEDULED OPERATIONS BY HOUR

FRIDAY - AUGUST 5, 1977

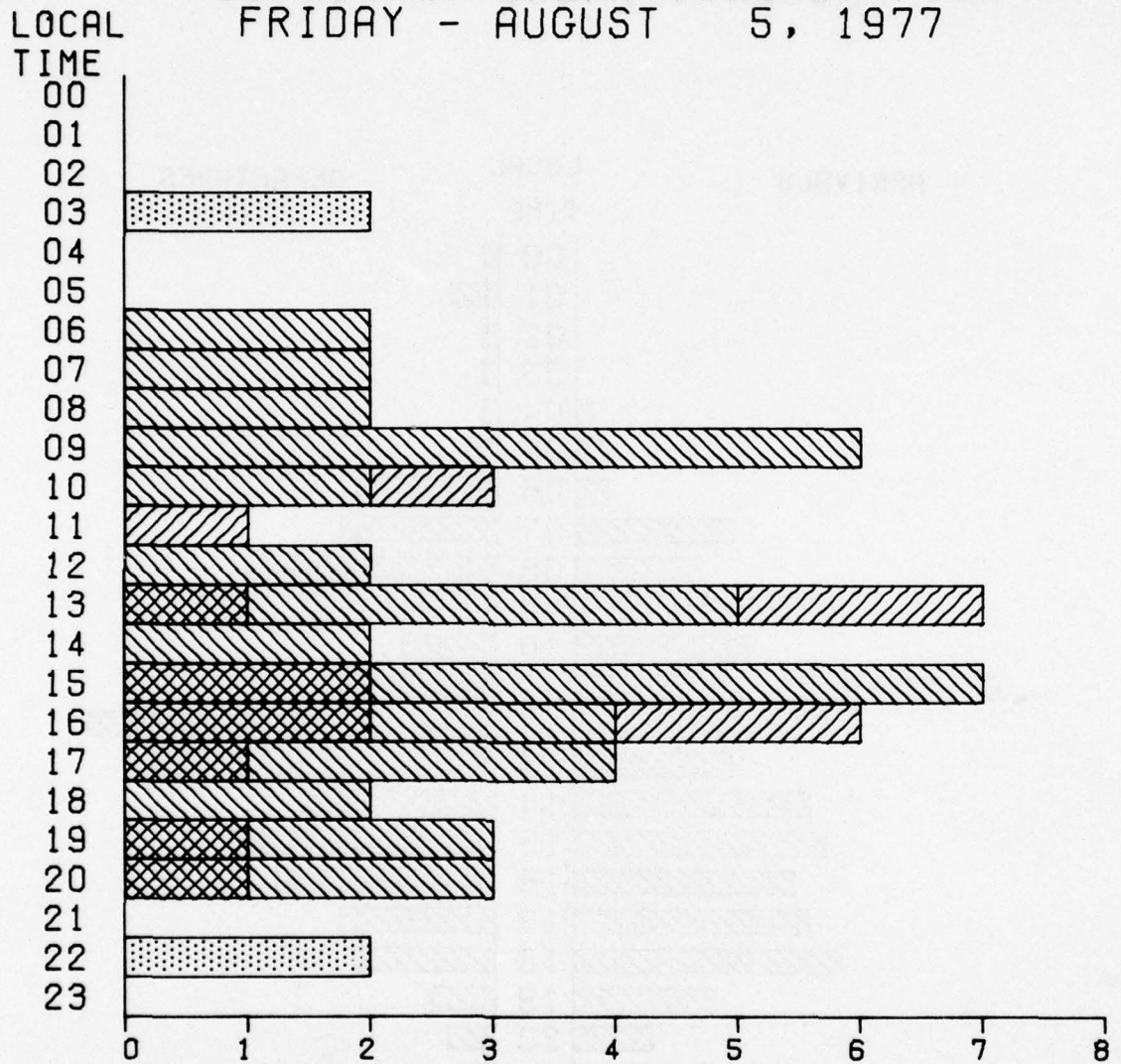
HOUR	ARRIVALS			DEPARTURES			TOTAL OPERATIONS						
	DOM PAX	LOC PAX	INT PAX	DOM PAX	LOC PAX	INT PAX	DOM PAX	LOC PAX	INT PAX	AIR TAXI	AIR TAXI	CARGO TOTAL	CARGO TOTAL
00	0	0	0	0	0	0	0	0	0	0	0	0	0
01	0	0	0	0	0	0	0	0	0	0	0	0	0
02	0	0	0	0	0	0	0	0	0	0	0	0	0
03	0	0	0	0	0	0	0	0	0	0	0	0	0
04	0	0	0	0	0	0	0	0	0	0	0	0	0
05	0	0	0	0	0	0	0	0	0	0	0	0	0
06	0	0	0	0	0	0	0	0	0	0	0	0	0
07	0	0	0	0	0	0	0	0	0	0	0	0	0
08	0	0	0	0	0	0	0	0	0	0	0	0	0
09	0	0	0	0	0	0	0	0	0	0	0	0	0
10	0	0	0	0	0	0	0	0	0	0	0	0	0
11	0	0	0	0	0	0	0	0	0	0	0	0	0
12	0	0	0	0	0	0	0	0	0	0	0	0	0
13	1	2	0	0	0	0	0	0	0	0	0	0	0
14	0	0	0	0	0	0	0	0	0	0	0	0	0
15	1	3	0	0	0	0	0	0	0	0	0	0	0
16	1	1	0	0	0	0	0	0	0	0	0	0	0
17	0	2	0	0	0	0	0	0	0	0	0	0	0
18	0	0	0	0	0	0	0	0	0	0	0	0	0
19	1	2	0	0	0	0	0	0	0	0	0	0	0
20	0	0	0	0	0	0	0	0	0	0	0	0	0
21	0	0	0	0	0	0	0	0	0	0	0	0	0
22	0	0	0	0	0	0	0	0	0	0	0	0	0
23	0	0	0	0	0	0	0	0	0	0	0	0	0
TOTAL DAY	4	19	0	4	19	0	4	19	0	3	2	28	56

PEAK OPERATIONS PER HOUR : 7
 PEAK AS PERCENT OF TOTAL : 12.5%
 PEAK HOUR(S) OF OPERATION: 13 15

HILO, HAWAII ITO SCHEDULED OPERATIONS FRIDAY - AUGUST 5, 1977



HILO, HAWAII
 ITO
 SCHEDULED OPERATIONS BY HOUR
 FRIDAY - AUGUST 5, 1977



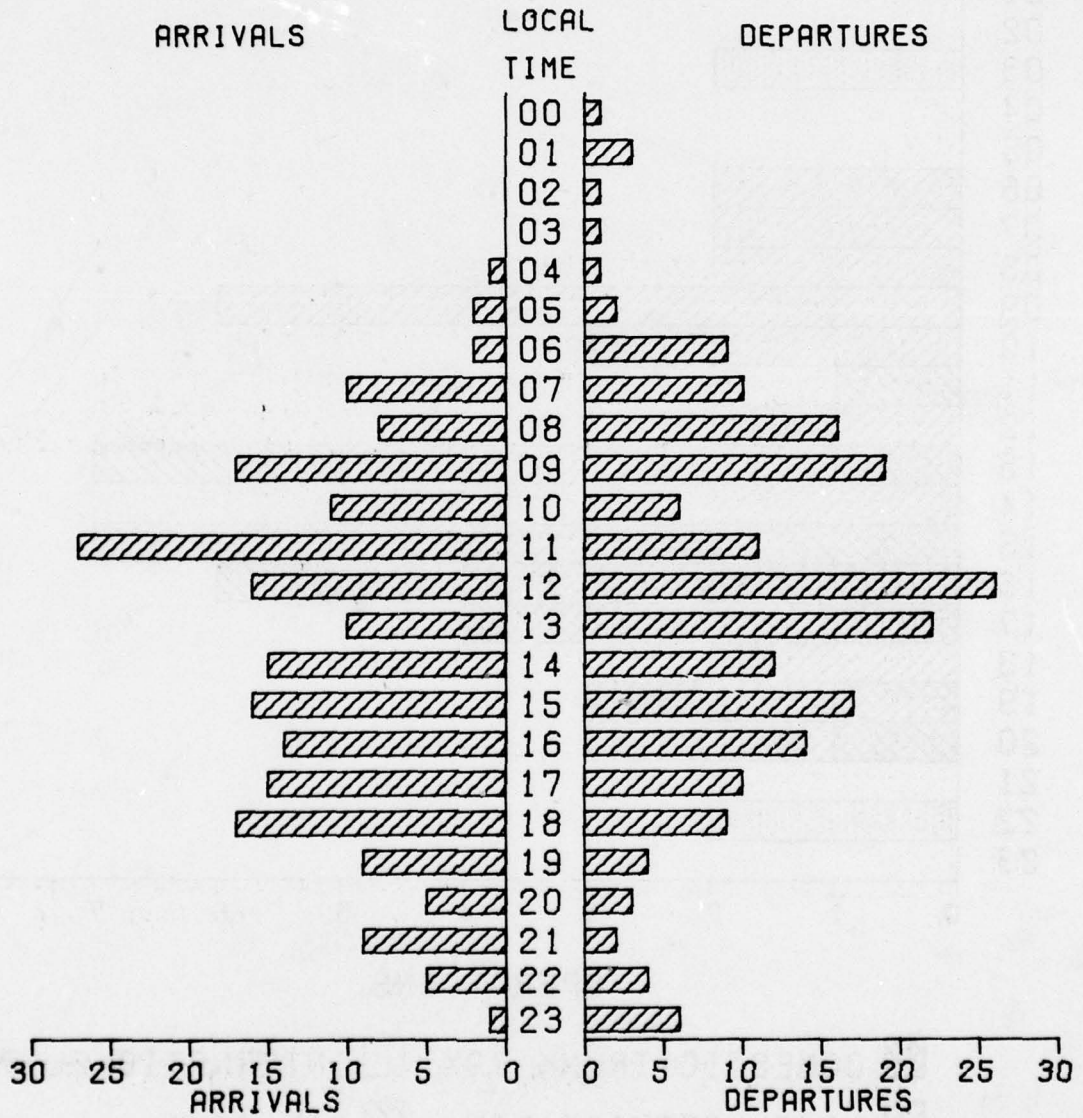
OPERATIONS

- DOMESTIC TRUNK PAX

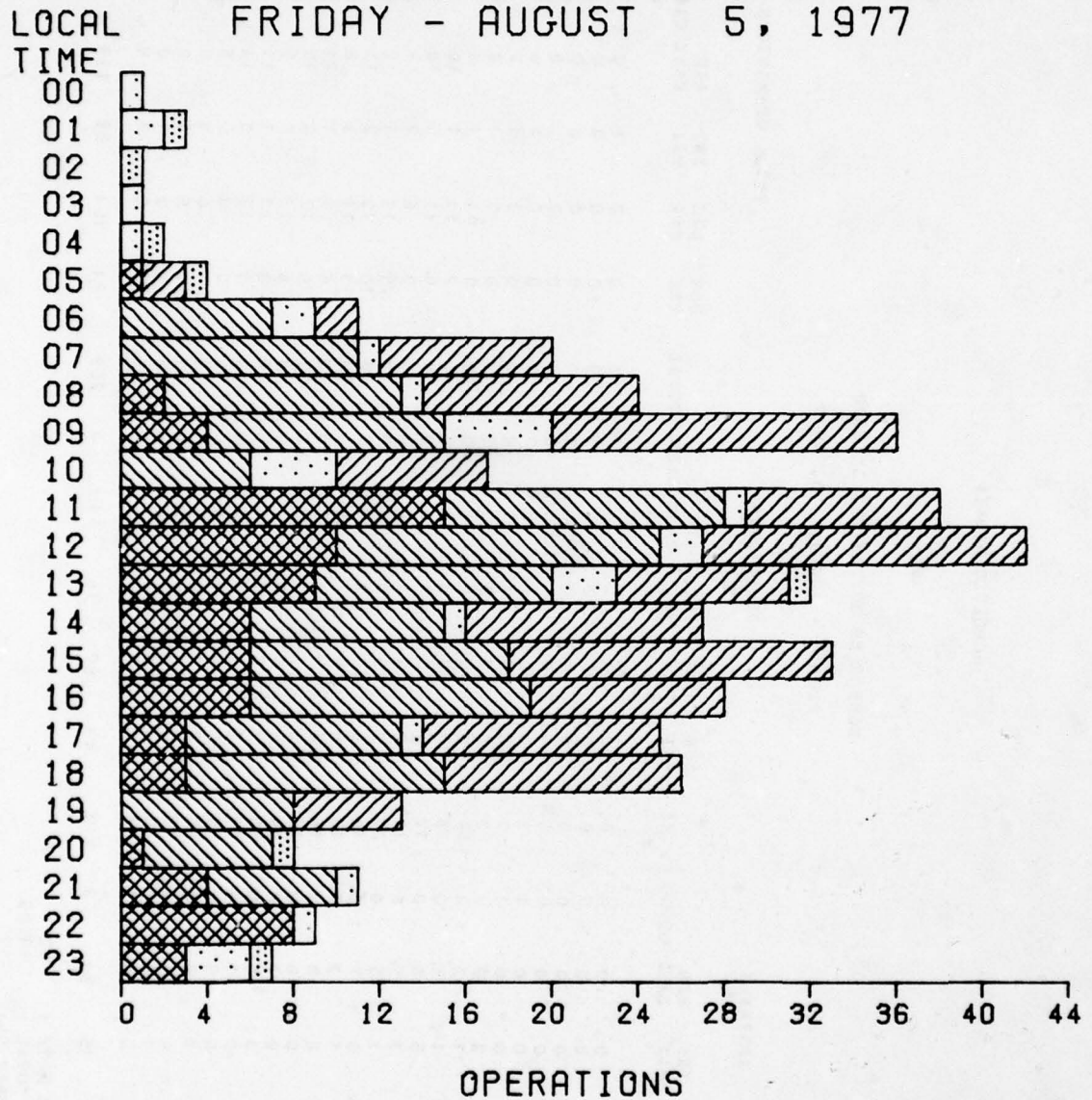
 INTERNATIONAL PAX
- LOCAL SERVICE PAX

 AIR TAXI
- CARGO

HONOLULU, HAWAII
 HNL
 SCHEDULED OPERATIONS
 FRIDAY - AUGUST 5, 1977



HONOLULU, HAWAII
 HNL
 SCHEDULED OPERATIONS BY HOUR
 FRIDAY - AUGUST 5, 1977



DOMESTIC TRUNK PAX
 INTERNATIONAL PAX
 LOCAL SERVICE PAX
 AIR TAXI
 CARGO

HONOLULU, HAWAII

HNL

SCHEDULED OPERATIONS BY HOUR

FRIDAY - AUGUST 5, 1977

HOUR	ARRIVALS			DEPARTURES			TOTAL OPERATIONS			
	DOH PAX	LOC PAX	INT PAX	DOH PAX	LOC PAX	INT PAX	DOH PAX	LOC PAX	INT PAX	AIR TAXI CARGO TOTAL
00	0	0	0	0	0	0	0	0	0	0
01	0	0	0	0	0	0	0	0	0	0
02	0	0	0	0	0	0	0	0	0	0
03	0	0	0	0	0	0	0	0	0	0
04	0	0	0	0	0	0	0	0	0	0
05	1	0	0	0	0	0	1	0	0	0
06	0	0	0	0	0	0	0	0	0	0
07	0	0	0	0	0	0	0	0	0	0
08	0	0	0	0	0	0	0	0	0	0
09	0	0	0	0	0	0	0	0	0	0
10	0	0	0	0	0	0	0	0	0	0
11	13	8	1	2	5	0	15	13	1	9
12	4	5	0	6	10	0	10	15	2	15
13	0	7	1	9	4	0	22	11	3	18
14	3	4	0	3	5	0	12	9	1	11
15	3	5	0	3	5	0	17	6	0	15
16	4	8	0	2	5	0	6	13	0	19
17	3	7	0	2	3	1	3	10	1	11
18	1	5	0	2	7	0	0	12	0	11
19	0	4	0	0	4	0	0	8	0	5
20	1	4	0	0	2	0	0	6	0	0
21	3	6	0	1	0	1	4	6	1	0
22	4	0	1	4	0	0	4	0	1	0
23	0	0	0	3	0	0	3	0	3	0
TOTAL DAY	40	81	15	41	80	16	209	161	31	139
							4	7		419

PEAK OPERATIONS PER HOUR : 42
 PEAK AS PERCENT OF TOTAL : 10.0%
 PEAK HOUR(S) OF OPERATION: 12

HOUSTON, TX.

IAH


SCHEDULED OPERATIONS BY HOUR

FRIDAY - AUGUST 5, 1977

HOUR	ARRIVALS			DEPARTURES			TOTAL OPERATIONS					
	DOM PAX	LOC PAX	INT PAX	DOM PAX	LOC PAX	INT PAX	DOM PAX	LJC PAX	INT PAX	AIR TAXI	CARGO	TOTAL
00	1	0	0	2	0	1	2	0	1	2	0	5
01	3	0	0	3	0	0	4	0	0	0	0	4
02	1	0	0	1	0	0	3	0	0	0	0	3
03	0	0	0	0	0	0	0	0	0	0	0	0
04	0	0	0	0	0	0	0	0	0	0	0	0
05	1	0	0	2	0	0	1	0	0	0	1	2
06	3	0	0	8	0	0	5	0	0	10	0	15
07	4	0	0	8	0	0	12	0	0	7	0	23
08	4	0	0	8	0	0	13	0	0	6	0	23
09	5	0	0	9	0	1	7	0	1	10	0	23
10	9	0	0	14	0	1	16	0	1	7	0	25
11	8	0	0	11	0	1	15	0	1	7	0	26
12	5	0	2	10	0	1	12	0	3	6	0	21
13	10	0	2	15	0	3	16	0	5	6	0	27
14	8	0	2	15	0	0	18	0	2	10	0	30
15	7	0	1	14	0	0	15	0	1	12	0	28
16	8	0	0	12	0	0	16	0	0	19	0	26
17	12	0	0	16	0	1	21	0	1	7	0	29
18	12	0	1	15	0	3	25	0	1	5	0	31
19	13	0	1	19	0	1	22	0	2	9	0	33
20	11	0	0	15	0	1	16	0	1	5	0	23
21	8	0	1	11	0	0	17	0	1	6	0	24
22	5	0	0	9	0	0	6	0	0	8	0	16
23	6	0	1	7	0	3	10	0	1	0	1	12
TOTAL DAY	144	0	11	224	0	11	288	0	22	132	7	449

PEAK OPERATIONS PER HOUR : 33
 PEAK AS PERCENT OF TOTAL : 7.3%
 PEAK HOUR(S) OF OPERATION: 19

HOUSTON, TEX.
IAH
SCHEDULED OPERATIONS
FRIDAY - AUGUST 5, 1977

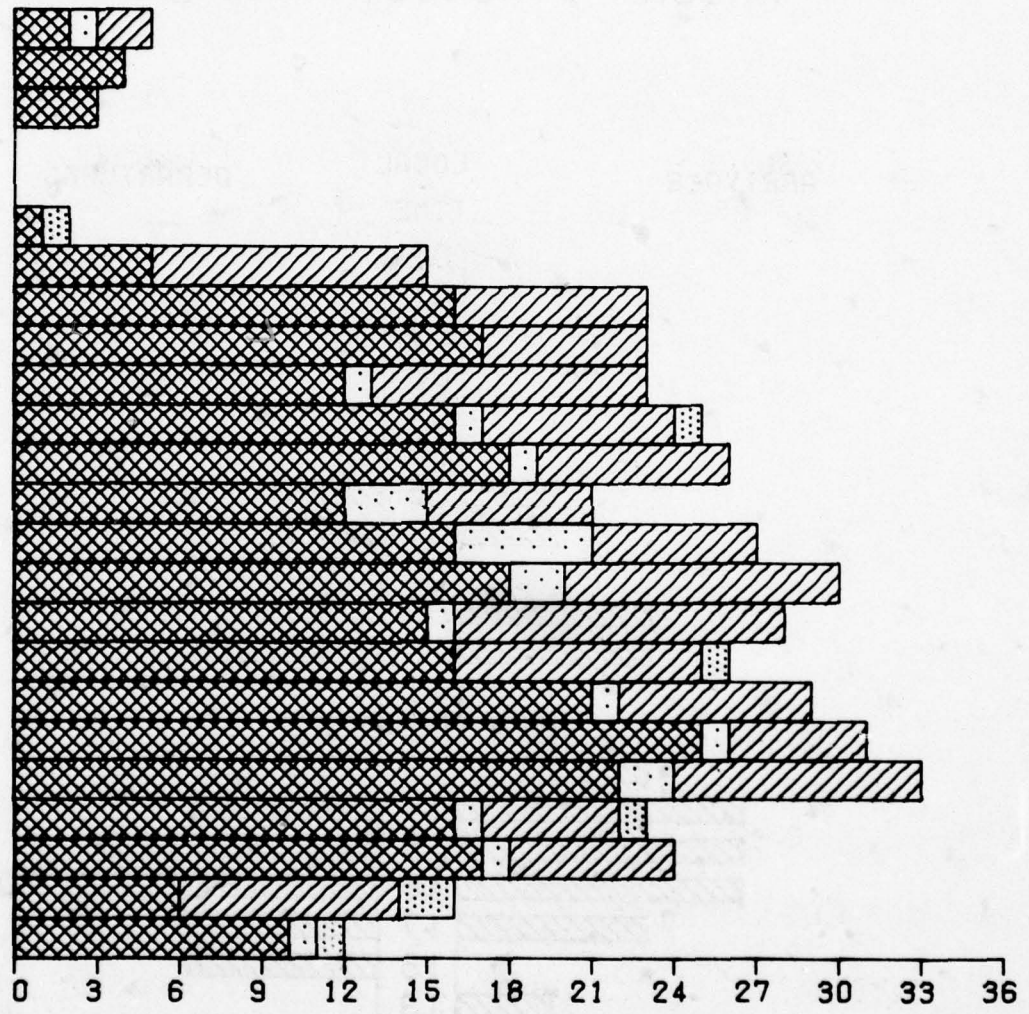


HOUSTON, TEX.






IAH
SCHEDULED OPERATIONS BY HOUR
FRIDAY - AUGUST 5, 1977

LOCAL
TIME

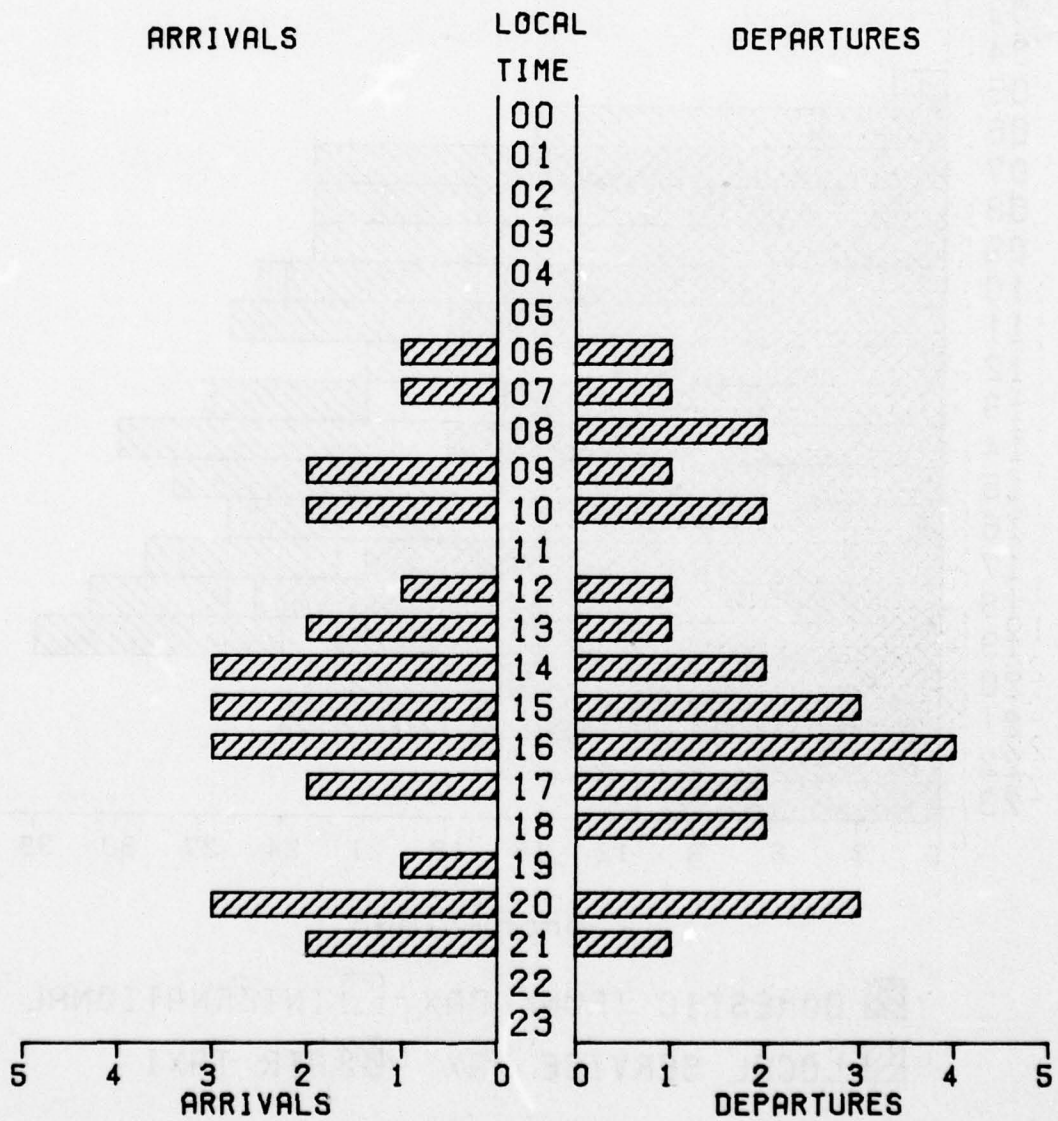
00
01
02
03
04
05
06
07
08
09
10
11
12
13
14
15
16
17
18
19
20
21
22
23



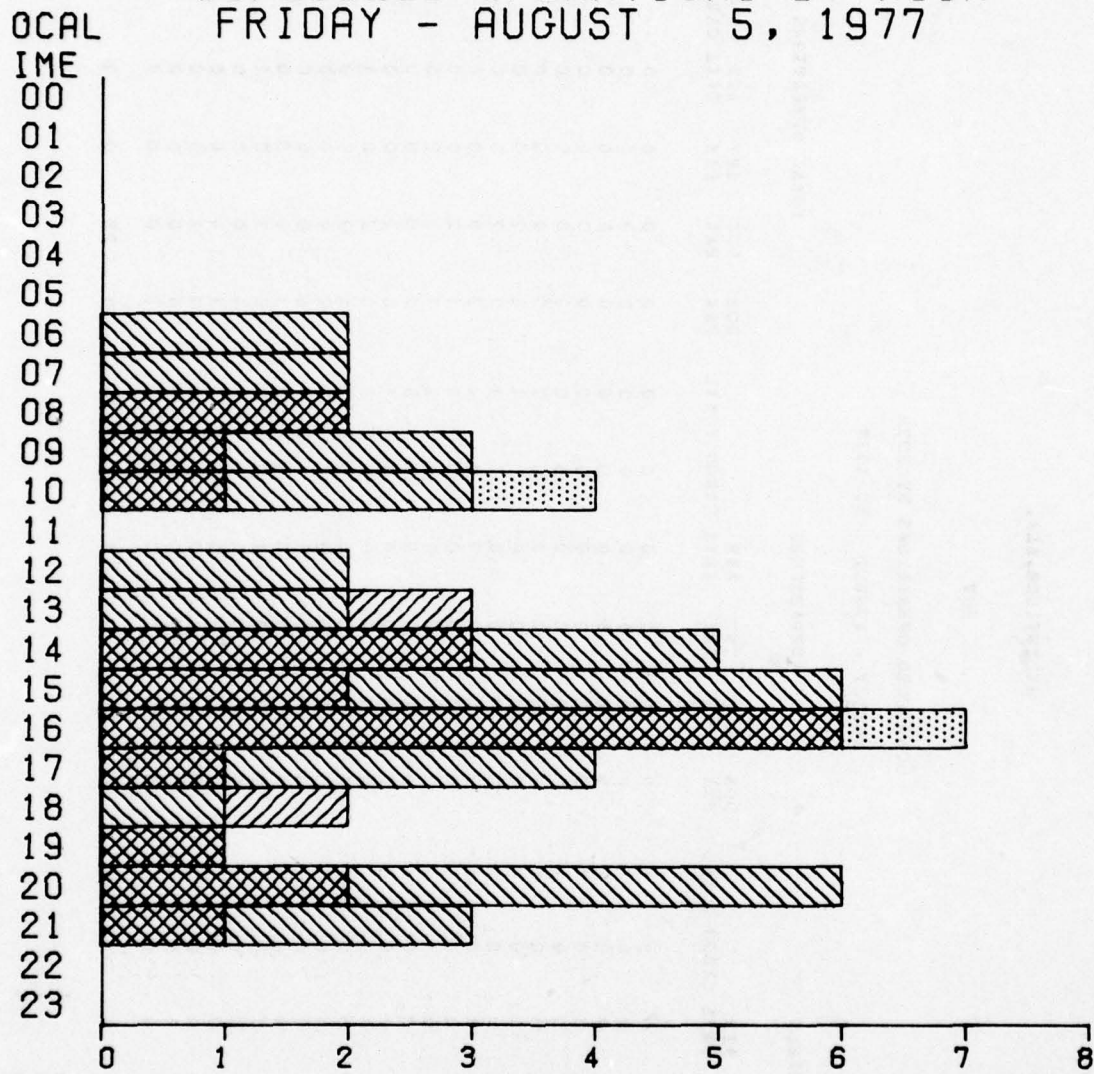
OPERATIONS

-  DOMESTIC TRUNK PAX
-  INTERNATIONAL PAX
-  LOCAL SERVICE PAX
-  AIR TAXI
-  CARGO

HUNTSVILLE, ALA.
 HSV
 SCHEDULED OPERATIONS
 FRIDAY - AUGUST 5, 1977



HUNTSVILLE, ALA.
 HSV
 SCHEDULED OPERATIONS BY HOUR
 FRIDAY - AUGUST 5, 1977



OPERATIONS

- DOMESTIC TRUNK PAX

 INTERNATIONAL PAX
- LOCAL SERVICE PAX

 AIR TAXI
- CARGO

HUNTSVILLE, ALA.

HSY

SCHEDULED OPERATIONS BY HOUR

FRIDAY - AUGUST 5, 1977

HOUR	ARRIVALS						DEPARTURES						TOTAL OPERATIONS					
	DOM PAX	LOC PAX	INT PAX	AIR TAXI	CARGO	TOTAL	DOM PAX	LOC PAX	INT PAX	AIR TAXI	CARGO	TOTAL	DOM PAX	LOC PAX	INT PAX	AIR TAXI	CARGO	TOTAL
00	0	0	0	0	0	0	0	0	0	0	0	0	0	0	0	0	0	0
01	0	0	0	0	0	0	0	0	0	0	0	0	0	0	0	0	0	0
02	0	0	0	0	0	0	0	0	0	0	0	0	0	0	0	0	0	0
03	0	0	0	0	0	0	0	0	0	0	0	0	0	0	0	0	0	0
04	0	0	0	0	0	0	0	0	0	0	0	0	0	0	0	0	0	0
05	0	0	0	0	0	0	0	0	0	0	0	0	0	0	0	0	0	0
06	0	1	0	0	0	1	0	1	0	0	0	1	0	2	0	0	0	2
07	0	1	0	0	0	1	0	1	0	0	0	1	0	2	0	0	0	2
08	0	0	0	0	0	0	2	0	0	0	2	0	0	0	0	0	0	2
09	1	1	0	0	0	2	0	1	0	0	1	1	1	2	0	0	0	3
10	0	1	0	0	0	1	1	1	0	0	2	1	1	2	0	0	0	4
11	0	0	0	0	0	0	0	0	0	0	0	0	0	0	0	0	0	0
12	0	1	0	0	0	1	0	1	0	0	1	0	0	2	0	0	0	2
13	0	1	0	0	0	1	0	1	0	0	1	0	0	2	0	0	0	3
14	2	1	0	0	0	3	1	1	0	0	2	3	2	4	0	0	0	5
15	1	2	0	0	0	3	1	2	0	0	3	2	4	0	0	0	0	6
16	3	0	0	0	0	3	3	0	0	0	4	6	0	0	0	0	0	7
17	0	2	0	0	0	2	1	1	0	0	1	1	3	1	0	0	0	4
18	0	0	0	0	0	0	0	1	0	0	1	0	1	0	0	0	0	2
19	1	0	0	0	0	1	0	0	0	0	0	0	0	0	0	0	0	1
20	1	2	0	0	0	3	1	2	0	0	3	2	4	0	0	0	0	6
21	1	1	0	0	0	2	0	1	0	0	1	1	2	0	0	0	0	3
22	0	0	0	0	0	0	0	0	0	0	0	0	0	0	0	0	0	0
23	0	0	0	0	0	0	0	0	0	0	0	0	0	0	0	0	0	0
TOTAL DAY	10	14	0	1	1	26	10	14	0	1	26	20	28	0	2	2	52	

PEAK OPERATIONS PER HOUR : 7
 PEAK AS PERCENT OF TOTAL : 13.5%
 PEAK HOUR(S) OF OPERATION : 16

INDIANAPOLIS, IND.

IND

SCHEDULED OPERATIONS BY HOUR

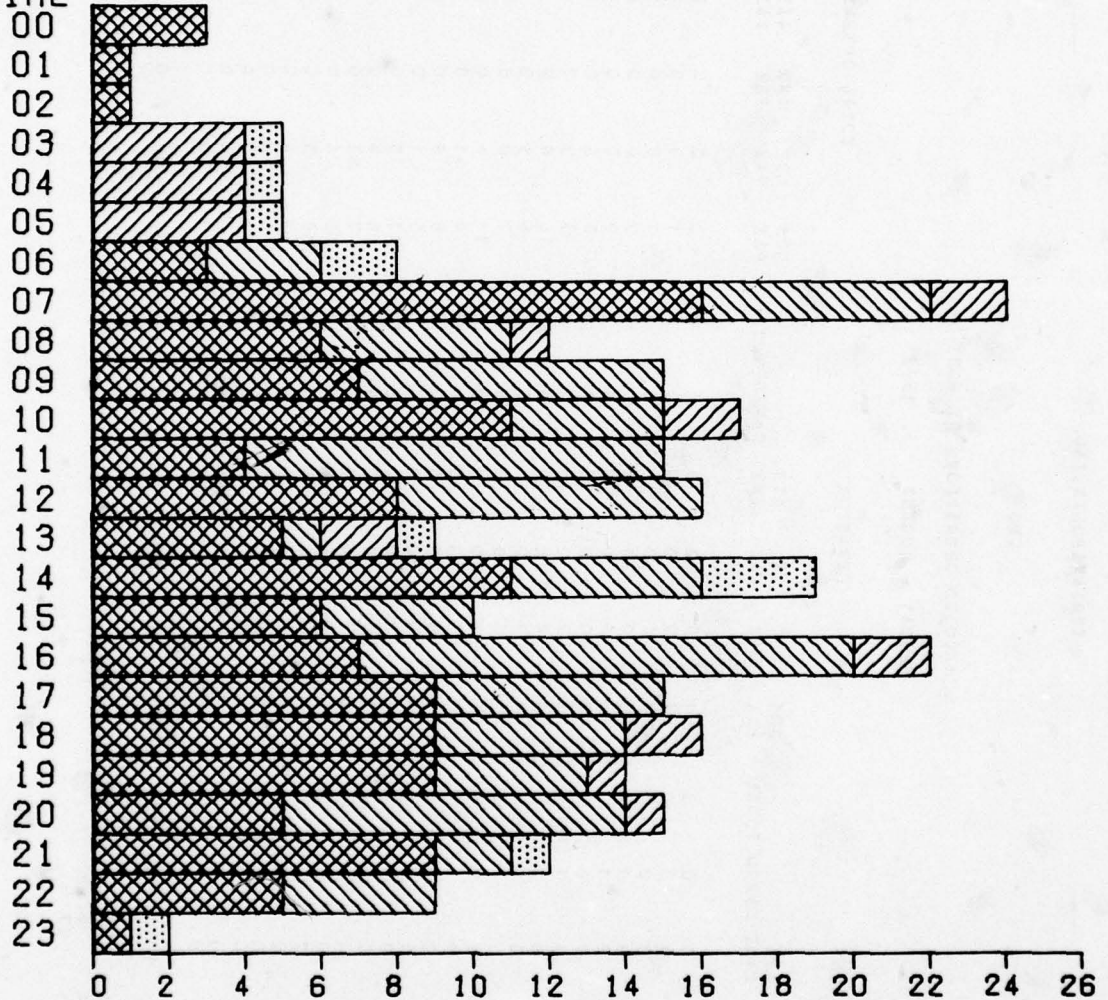
FRIDAY - AUGUST 5, 1977

HOUR	ARRIVALS			DEPARTURES			TOTAL OPERATIONS						
	DOM PAX	LOC PAX	INT PAX	DOM PAX	LOC PAX	INT PAX	DOM PAX	LCC PAX	INT PAX	AIR TAXI	AIR TAXI	CARGO TOTAL	
00	3	0	0	0	0	0	3	0	0	0	0	0	3
01	0	0	0	1	0	0	1	0	0	0	0	0	1
02	0	0	0	0	0	0	0	0	0	0	0	0	0
03	0	0	0	0	0	0	0	0	0	0	0	0	0
04	0	0	0	0	0	0	0	0	0	0	0	0	0
05	0	0	0	0	0	0	0	0	0	0	0	0	0
06	2	1	0	1	2	0	3	3	0	0	0	0	8
07	5	2	0	2	4	0	11	6	0	0	2	0	24
08	2	2	0	4	3	0	4	5	0	0	1	0	12
09	5	5	0	0	3	0	2	7	0	0	0	0	15
10	6	1	0	0	3	0	5	4	0	0	0	0	17
11	1	6	0	0	3	0	3	11	0	0	2	0	15
12	5	3	0	0	5	0	3	8	0	0	0	0	16
13	1	1	0	0	5	0	4	8	0	0	0	0	16
14	6	2	0	0	0	0	11	5	0	0	2	1	19
15	3	3	0	0	3	0	3	4	0	0	0	0	10
16	4	6	0	0	1	0	3	13	0	0	0	0	22
17	4	4	0	0	2	0	5	6	0	0	0	0	15
18	5	2	0	0	3	0	4	5	0	0	2	0	16
19	4	5	0	0	3	0	5	9	0	0	1	0	14
20	4	5	0	0	4	0	1	9	0	0	1	0	15
21	5	2	0	0	0	0	4	2	0	0	0	0	12
22	3	3	0	0	1	0	2	4	0	0	0	0	9
23	1	0	0	0	0	0	0	0	0	0	0	0	2
TOTAL	69	49	0	13	5	136	67	49	0	12	6	134	270
DRY													

PEAK OPERATIONS PER HOUR : 24
 PEAK AS PERCENT OF TOTAL : 8.9%
 PEAK HOUR(S) OF OPERATION: 07

INDIANAPOLIS, IND.
 IND
 SCHEDULED OPERATIONS BY HOUR
 FRIDAY - AUGUST 5, 1977

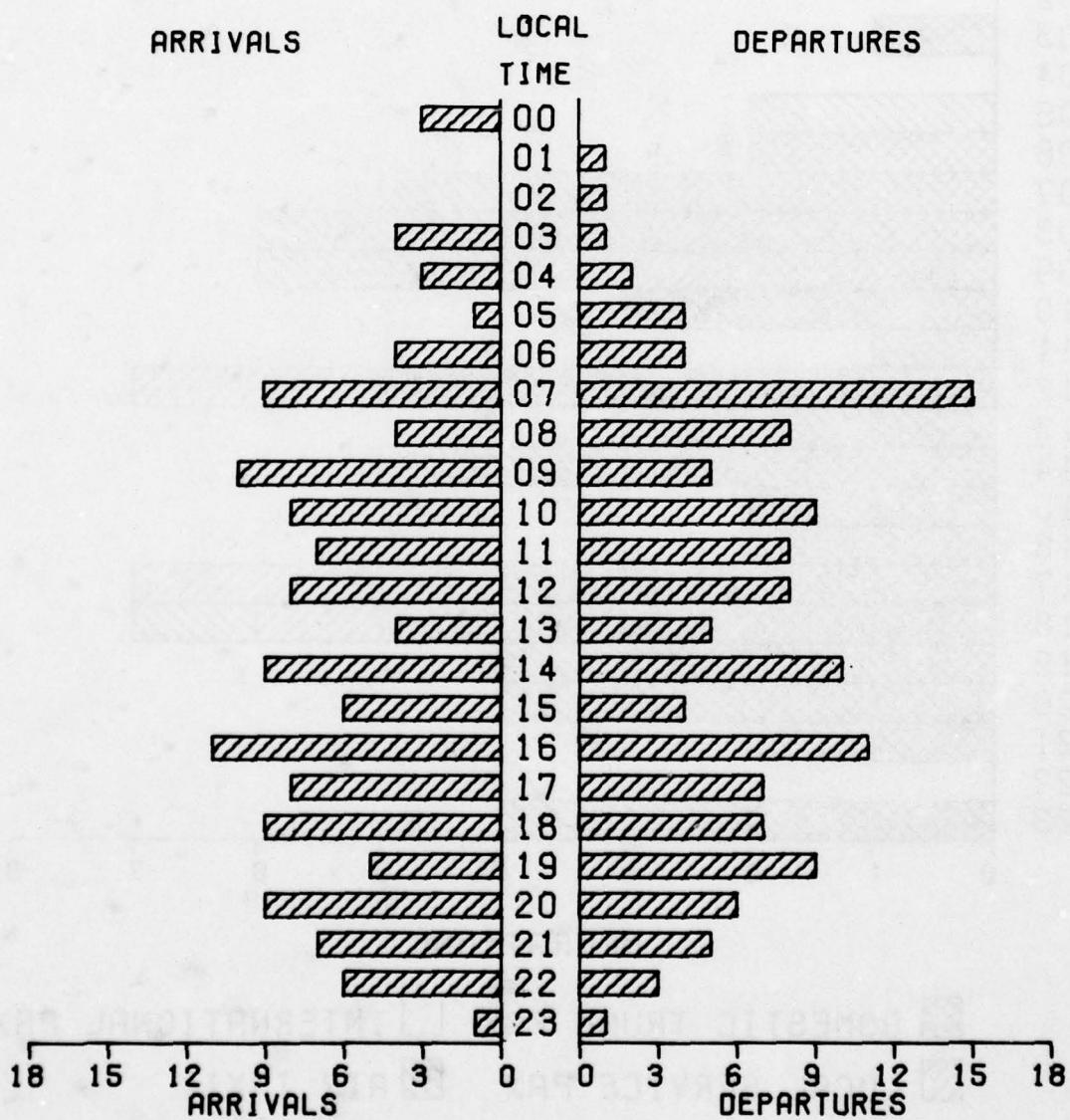
LOCAL
 TIME



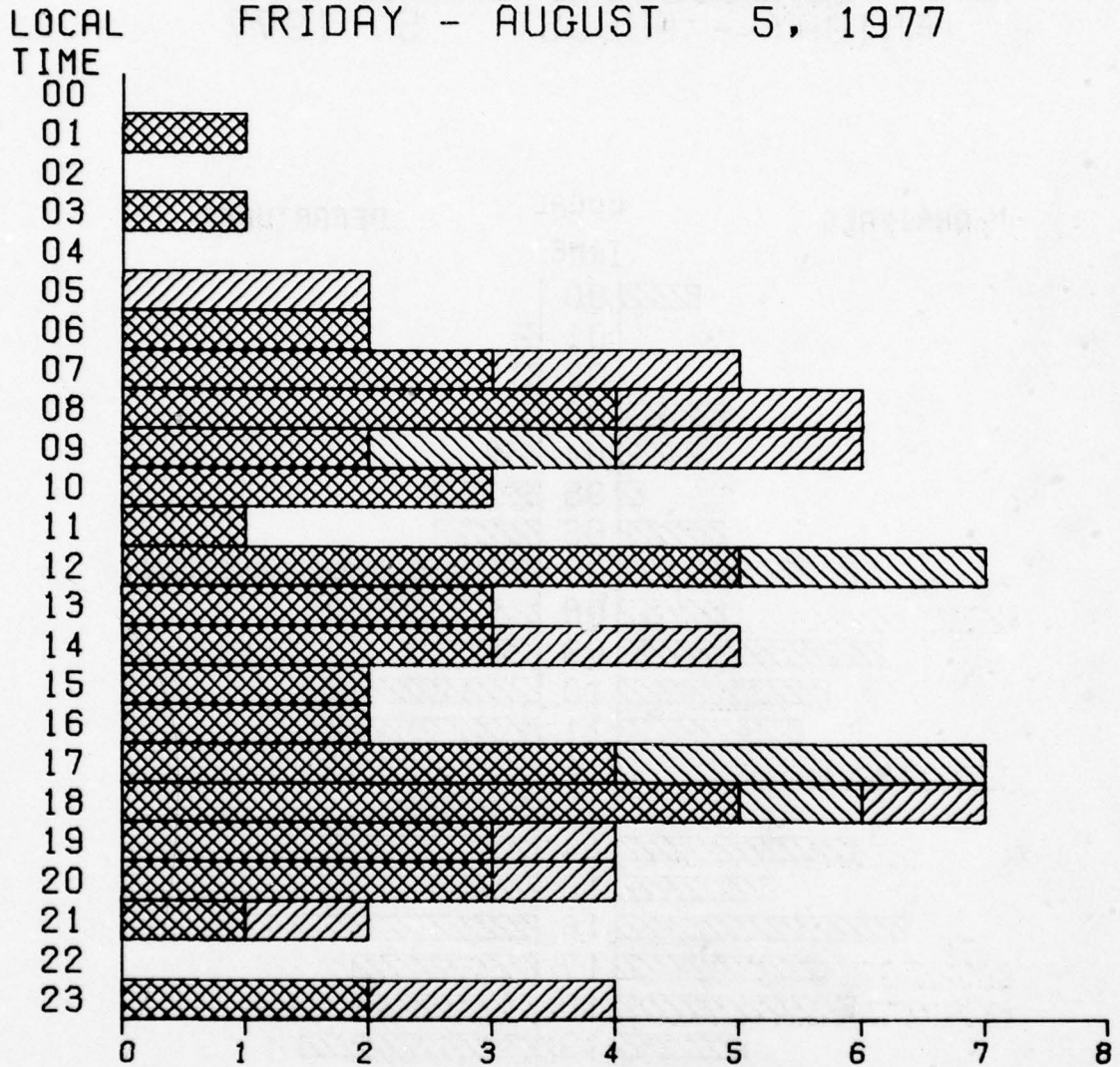
OPERATIONS

- DOMESTIC TRUNK PAX
INTERNATIONAL PAX
- LOCAL SERVICE PAX
AIR TAXI
- CARGO

INDIANAPOLIS, IND.
 IND
 SCHEDULED OPERATIONS
 FRIDAY - AUGUST 5, 1977




JACKSON, MISS.
 JAN
 SCHEDULED OPERATIONS BY HOUR
 FRIDAY - AUGUST 5, 1977



OPERATIONS

- DOMESTIC TRUNK PAX
 INTERNATIONAL PAX
- LOCAL SERVICE PAX
 AIR TAXI
- CARGO

JACKSON, MISS.
 JAN
 SCHEDULED OPERATIONS
 FRIDAY - AUGUST 5, 1977



JACKSON, MISS.

JAN

SCHEDULED OPERATIONS BY HOUR

FRIDAY - AUGUST 5, 1977

HOUR	ARRIVALS			DEPARTURES			TOTAL OPERATIONS						
	DOM PAX	LOC PAX	INT PAX	DOM PAX	LOC PAX	INT PAX	DOM PAX	LOC PAX	INT PAX	AIR TAXI	AIR TAXI	CARGO	TOTAL
00	0	0	0	0	0	0	0	0	0	0	0	0	0
01	1	0	0	0	0	0	0	0	0	0	0	0	1
02	0	0	0	0	0	0	0	0	0	0	0	0	0
03	0	0	0	1	0	0	0	1	0	0	0	0	1
04	0	0	0	0	0	0	0	0	0	0	0	0	0
05	0	0	0	0	0	0	0	0	0	0	0	0	0
06	1	0	0	1	0	0	0	1	0	0	0	0	2
07	0	0	0	1	0	0	0	1	0	0	0	0	2
08	3	0	0	1	0	0	0	4	0	0	0	0	5
09	0	1	0	1	0	0	0	2	1	0	0	0	6
10	2	0	0	0	0	0	0	2	0	0	0	0	6
11	0	0	0	1	0	0	0	1	0	0	0	0	3
12	3	1	0	2	1	0	0	5	2	0	0	0	7
13	1	0	0	0	0	0	0	1	0	0	0	0	3
14	2	0	0	1	0	0	0	3	0	0	0	0	5
15	1	0	0	1	0	0	0	2	0	0	0	0	2
16	1	0	0	0	0	0	0	1	0	0	0	0	2
17	2	2	0	0	1	0	0	4	3	0	0	0	7
18	3	0	0	0	1	0	0	3	1	0	0	0	7
19	1	0	0	0	0	0	0	1	0	0	0	0	4
20	2	0	0	1	0	0	0	3	0	0	0	0	4
21	0	0	0	0	0	0	0	0	0	0	0	0	2
22	0	0	0	0	0	0	0	0	0	0	0	0	0
23	2	0	0	0	0	0	0	2	0	0	0	0	4
TOTAL DAY	25	4	0	25	4	0	8	37	0	0	16	0	74

PEAK OPERATIONS PER HOUR : 7
 PEAK AS PERCENT OF TOTAL : 9.5%
 PEAK HOUR(S) OF OPERATION: 12 17 18

JACKSONVILLE, FLA.

JAX

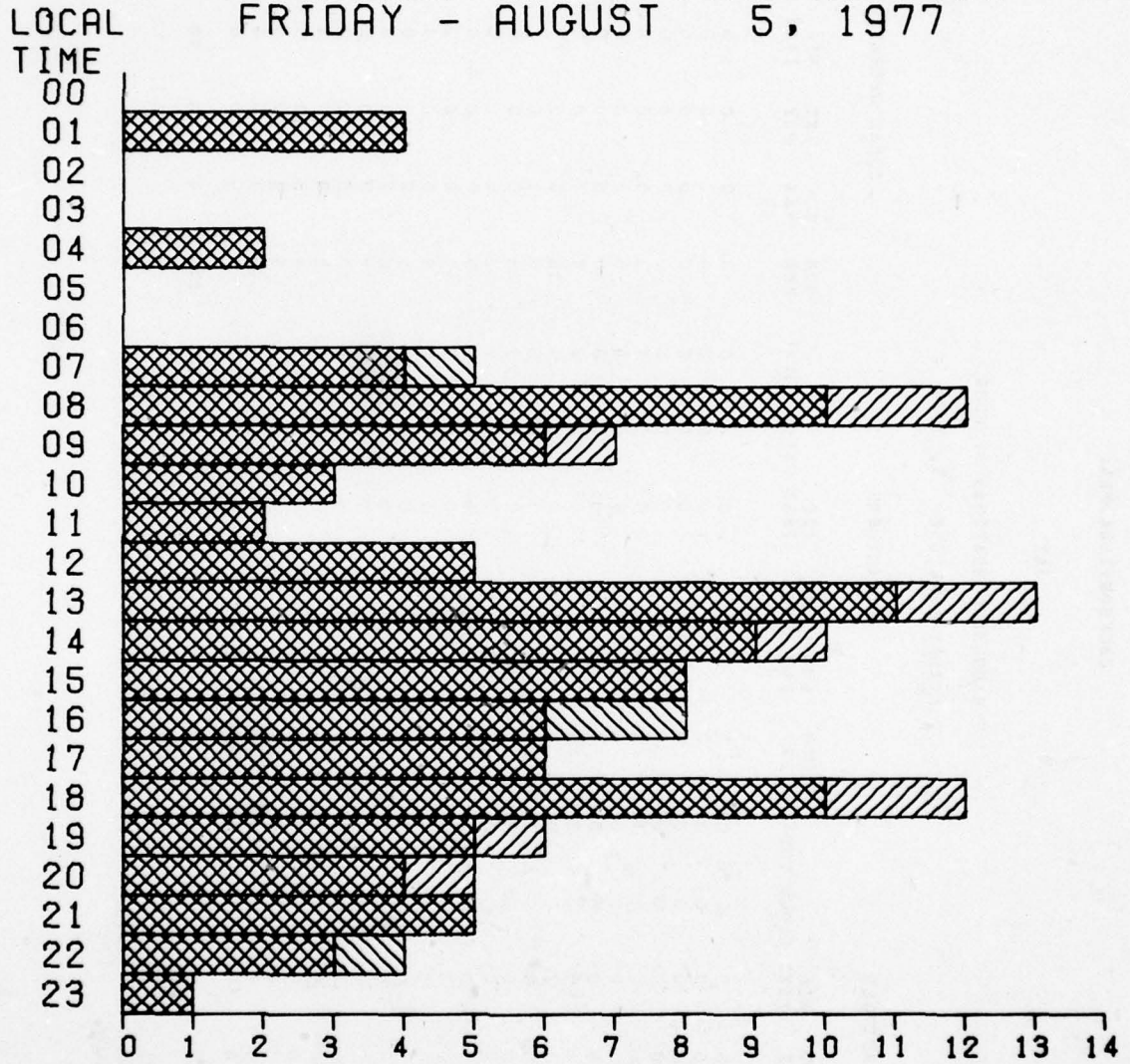
SCHEDULED OPERATIONS BY HOUR
FRIDAY - AUGUST 5, 1977

HOUR	ARRIVALS			DEPARTURES			TOTAL OPERATIONS							
	DOM PAX	LOC PAX	INT PAX	DOM PAX	LOC PAX	INT PAX	DOM PAX	LOC PAX	INT PAX	AIR TAXI	AIR TAXI	CARGO	CARGO	TOTAL
00	0	0	0	0	0	0	0	0	0	0	0	0	0	0
01	2	0	0	2	0	0	0	4	0	0	0	0	0	4
02	0	0	0	0	0	0	0	0	0	0	0	0	0	0
03	0	0	0	0	0	0	0	0	0	0	0	0	0	0
04	1	0	0	1	0	0	0	2	0	0	0	0	0	2
05	0	0	0	0	0	0	0	0	0	0	0	0	0	0
06	0	0	0	0	0	0	0	0	0	0	0	0	0	0
07	2	0	0	2	1	0	0	4	1	0	0	0	0	5
08	6	0	0	6	0	0	0	10	0	0	2	0	0	12
09	2	0	0	2	0	0	0	6	0	0	1	0	0	7
10	1	0	0	1	0	0	0	3	0	0	0	0	0	3
11	1	0	0	1	0	0	0	2	0	0	0	0	0	2
12	3	0	0	3	0	0	0	5	0	0	0	0	0	5
13	9	0	0	9	0	0	0	11	0	0	2	0	0	13
14	2	0	0	2	0	0	0	7	0	0	1	0	0	8
15	3	0	0	3	0	0	0	5	0	0	0	0	0	5
16	2	1	0	3	1	0	0	4	1	0	0	0	0	5
17	4	0	0	4	0	0	0	4	0	0	0	0	0	4
18	5	0	0	5	0	0	0	5	0	0	0	0	0	5
19	3	0	0	3	0	0	0	4	0	0	0	0	0	4
20	1	0	0	1	0	0	0	2	0	0	0	0	0	2
21	4	0	0	4	0	0	0	5	0	0	1	0	0	6
22	0	1	0	1	0	0	0	3	0	0	0	0	0	3
23	1	0	0	1	0	0	0	0	0	0	0	0	0	1
TOTAL DAY	52	2	0	54	2	0	0	52	2	0	5	0	0	59

PEAK OPERATIONS PER HOUR : 13
 PEAK AS PERCENT OF TOTAL : 11.0%
 PEAK HOUR(S) OF OPERATION: 13


JACKSONVILLE, FLA.

JAX
SCHEDULED OPERATIONS BY HOUR
FRIDAY - AUGUST 5, 1977

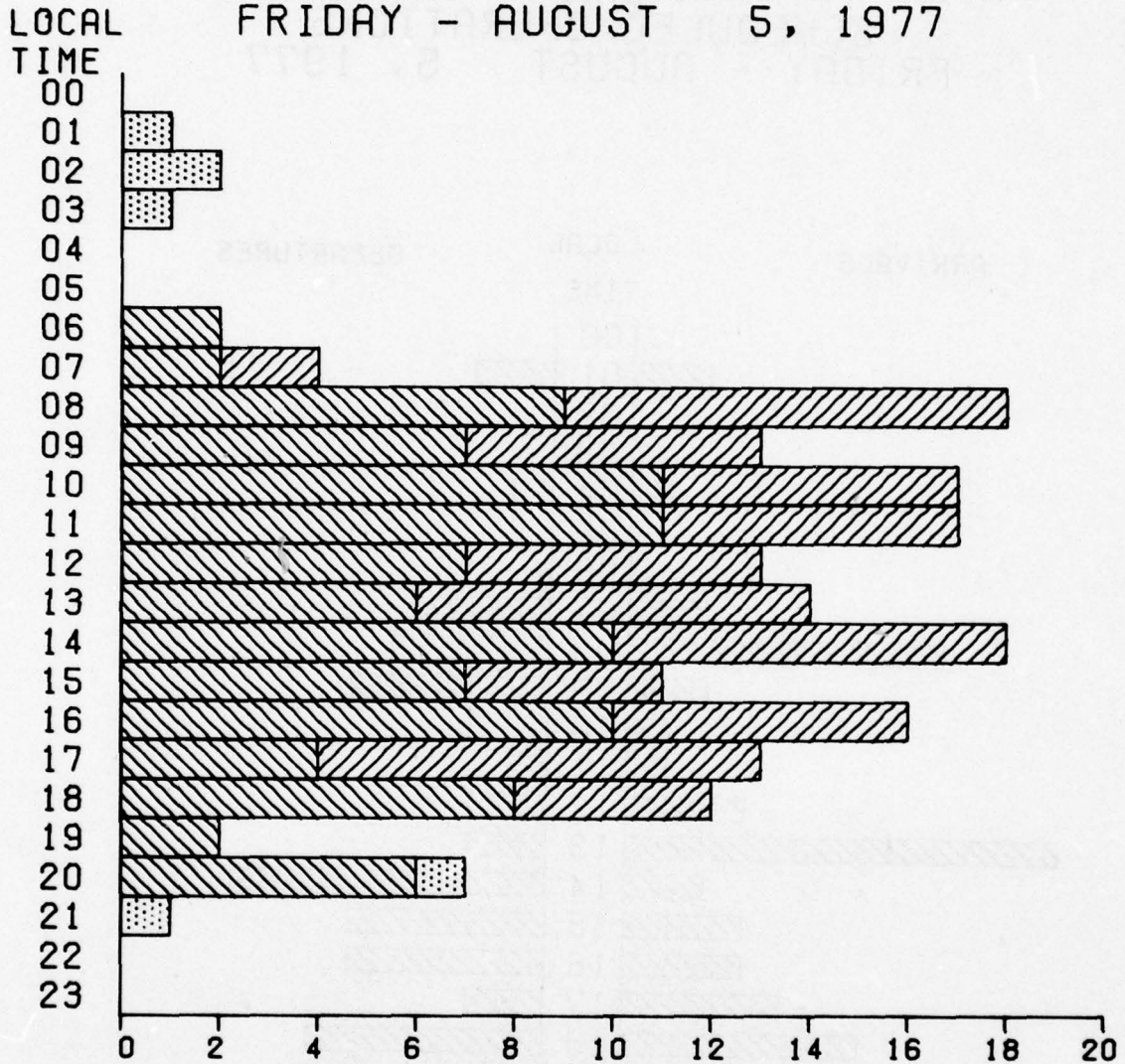


DOMESTIC TRUNK PAX
 INTERNATIONAL PAX
 LOCAL SERVICE PAX
 AIR TAXI
 CARGO

JACKSONVILLE, FLA.
 JAX
 SCHEDULED OPERATIONS
 FRIDAY - AUGUST 5, 1977



KAHULUI, HAWAII
 OGG
 SCHEDULED OPERATIONS BY HOUR
 FRIDAY - AUGUST 5, 1977



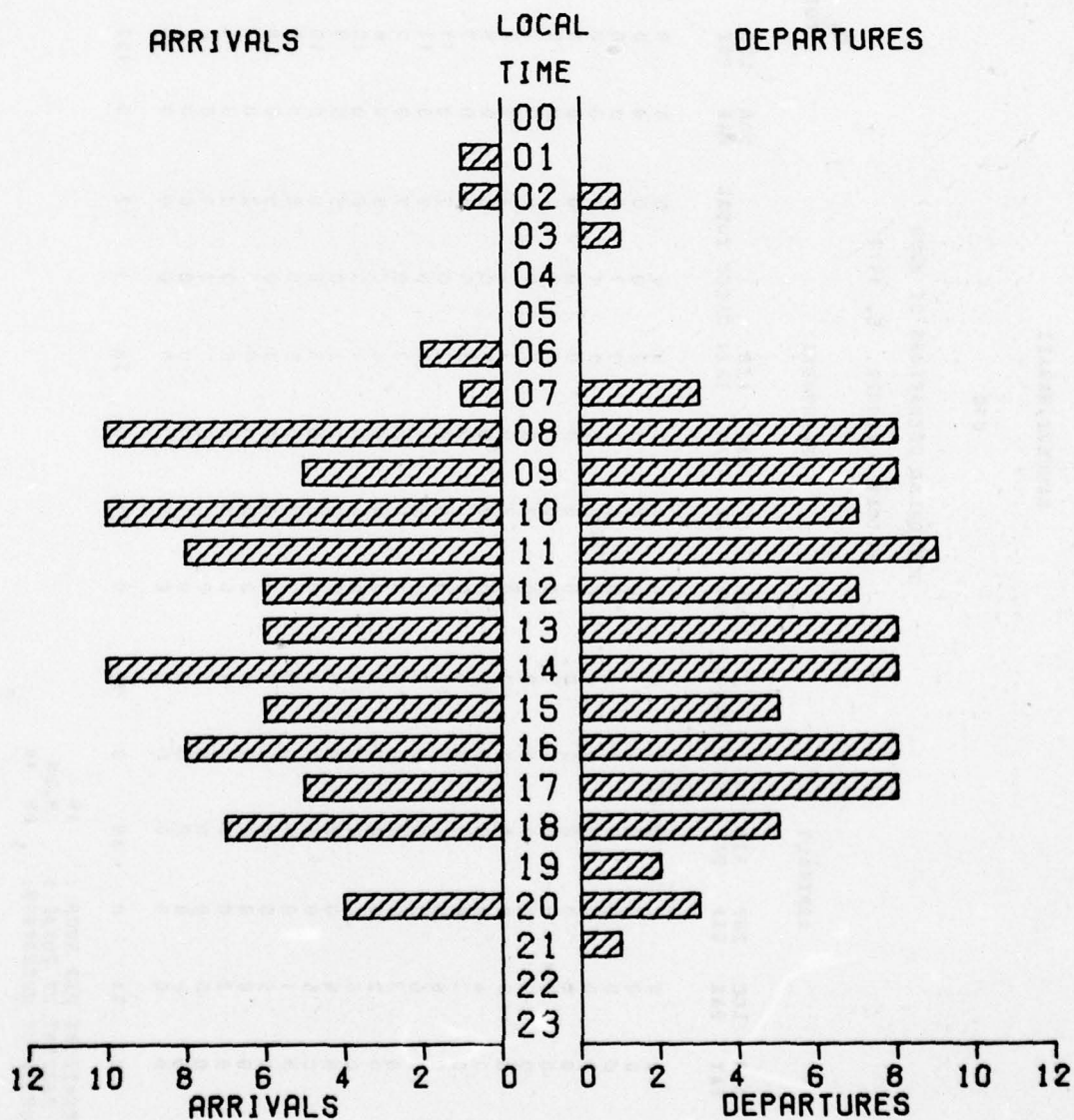
OPERATIONS

- DOMESTIC TRUNK PAX

 INTERNATIONAL PAX
- LOCAL SERVICE PAX

 AIR TAXI
- CARGO

KAHULUI, HAWAII
 OGG
 SCHEDULED OPERATIONS
 FRIDAY - AUGUST 5, 1977



KAHULUI, HAWAII

OGG

SCHEDULED OPERATIONS BY HOUR

FRIDAY - AUGUST 5, 1977

HOUR	ARRIVALS						DEPARTURES						TOTAL OPERATIONS					
	DOM PAX	LOC PAX	INT PAX	AIR TAXI	CARGO	TOTAL	DOM PAX	LOC PAX	INT PAX	AIR TAXI	CARGO	TOTAL	DOM PAX	LOC PAX	INT PAX	AIR TAXI	CARGO	TOTAL
00	0	0	0	0	0	0	0	0	0	0	0	0	0	0	0	0	0	0
01	0	0	0	0	1	1	0	0	0	0	0	0	0	0	0	0	0	0
02	0	0	0	0	1	1	0	0	0	0	0	0	0	0	0	0	0	0
03	0	0	0	0	0	0	0	0	0	0	0	0	0	0	0	0	0	0
04	0	0	0	0	0	0	0	0	0	0	0	0	0	0	0	0	0	0
05	0	0	0	0	0	0	0	0	0	0	0	0	0	0	0	0	0	0
06	0	0	0	0	0	0	0	0	0	0	0	0	0	0	0	0	0	0
07	0	0	0	0	0	0	0	0	0	0	0	0	0	0	0	0	0	0
08	0	6	0	0	4	10	0	3	0	5	8	0	9	0	0	9	0	18
09	0	2	0	0	3	5	0	5	0	3	8	0	7	0	6	0	0	13
10	0	6	0	0	4	10	0	5	0	2	7	0	11	0	0	6	0	17
11	0	6	0	0	2	8	0	5	0	4	9	0	11	0	0	6	0	17
12	0	3	0	0	3	6	0	4	0	3	7	0	7	0	0	0	0	13
13	0	2	0	0	4	6	0	4	0	4	8	0	6	0	0	8	0	14
14	0	6	0	0	4	10	0	4	0	4	8	0	10	0	0	8	0	18
15	0	4	0	0	2	6	0	3	0	2	5	0	7	0	0	4	0	11
16	0	5	0	0	3	8	0	3	0	5	8	0	10	0	0	6	0	16
17	0	1	0	0	4	5	0	3	0	2	5	0	4	0	0	9	0	13
18	0	5	0	0	2	7	0	3	0	2	5	0	4	0	0	4	0	12
19	0	0	0	0	0	0	0	2	0	0	2	0	2	0	0	0	0	2
20	0	3	0	0	0	3	0	3	0	0	3	0	6	0	0	0	0	7
21	0	0	0	0	0	0	0	0	0	0	0	0	0	0	0	0	0	0
22	0	0	0	0	0	0	0	0	0	0	0	0	0	0	0	0	0	0
23	0	0	0	0	0	0	0	0	0	0	0	0	0	0	0	0	0	0
TOTAL DAY	0	51	0	0	36	90	0	51	0	38	92	0	132	0	74	6	182	

PEAK OPERATIONS PER HOUR : 18
 PEAK AS PERCENT OF TOTAL : 9.9%
 PEAK HOUR(S) OF OPERATION: 08-14

KANSAS CITY, MO.

MCI

SCHEDULED OPERATIONS BY HOUR
FRIDAY - AUGUST 5, 1977

HOUR	ARRIVALS				DEPARTURES				TOTAL OPERATIONS					
	DOM PAX	LOC PAX	INT PAX	AIR TAXI CARGO TOTAL	DOM PAX	LOC PAX	INT PAX	AIR TAXI CARGO TOTAL	DOM PAX	LOC PAX	INT PAX	AIR TAXI CARGO TOTAL		
01	1	2	0	0	0	0	0	0	0	1	2	0	0	3
02	1	1	0	0	2	1	0	0	0	3	2	0	0	7
03	0	0	0	0	0	0	0	0	0	0	1	0	0	1
04	0	0	0	0	0	0	0	0	0	0	0	1	1	2
05	2	0	0	0	1	0	0	1	1	3	0	0	1	4
06	0	0	0	0	3	0	0	0	1	3	0	0	1	5
07	3	4	0	0	5	3	0	0	0	8	7	0	0	17
08	4	1	0	0	11	4	0	0	0	15	5	0	0	27
09	7	2	0	0	6	1	0	0	0	13	3	0	0	21
10	10	2	0	0	8	4	0	0	0	18	6	0	0	29
11	3	4	0	0	10	1	0	0	0	13	5	0	0	24
12	10	2	0	0	6	4	0	0	0	16	6	0	0	26
13	5	2	0	0	6	2	0	0	0	11	4	0	0	21
14	11	2	1	0	12	3	0	0	0	23	5	1	0	33
15	3	0	0	0	4	1	1	0	0	7	1	1	0	15
16	9	4	0	0	4	2	0	0	0	13	6	0	0	23
17	11	5	0	0	11	3	0	0	0	22	8	0	0	37
18	9	4	0	0	9	5	0	0	0	18	9	0	0	33
19	4	1	0	0	7	4	0	0	0	11	5	0	0	23
20	12	2	0	0	3	1	0	0	0	15	3	0	0	21
21	9	2	0	0	7	1	0	0	0	16	3	0	0	25
22	1	1	0	0	0	0	0	0	0	1	1	0	0	5
23	1	0	0	0	1	0	0	0	0	2	0	0	0	2
TOTAL DAY	116	41	1	43	116	41	1	43	2	203	82	2	86	406

PEAK OPERATIONS PER HOUR : 37
PEAK AS PERCENT OF TOTAL : 9.1%
PEAK HOUR(S) OF OPERATION: 17

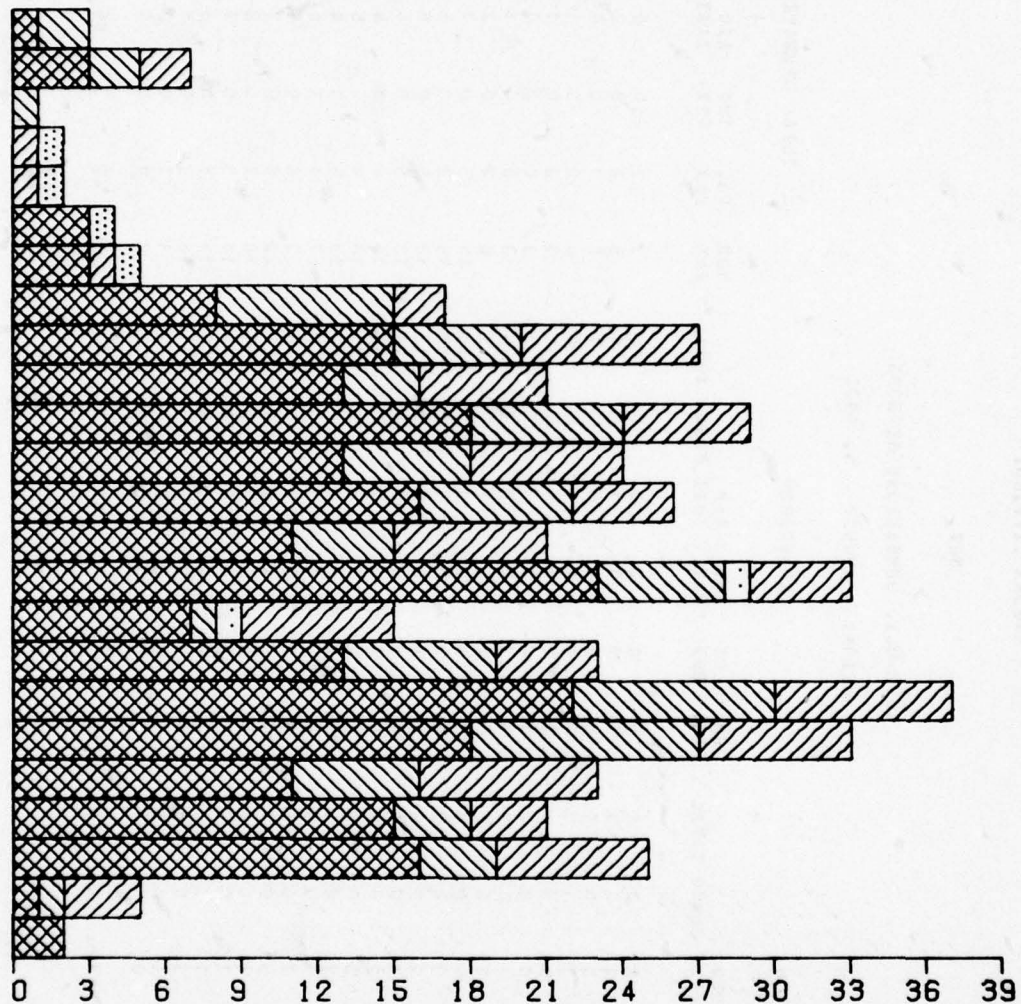
KANSAS CITY, MO.

MCI

SCHEDULED OPERATIONS BY HOUR
FRIDAY - AUGUST 5, 1977

LOCAL
TIME


00
01
02
03
04
05
06
07
08
09
10
11
12
13
14
15
16
17
18
19
20
21
22
23



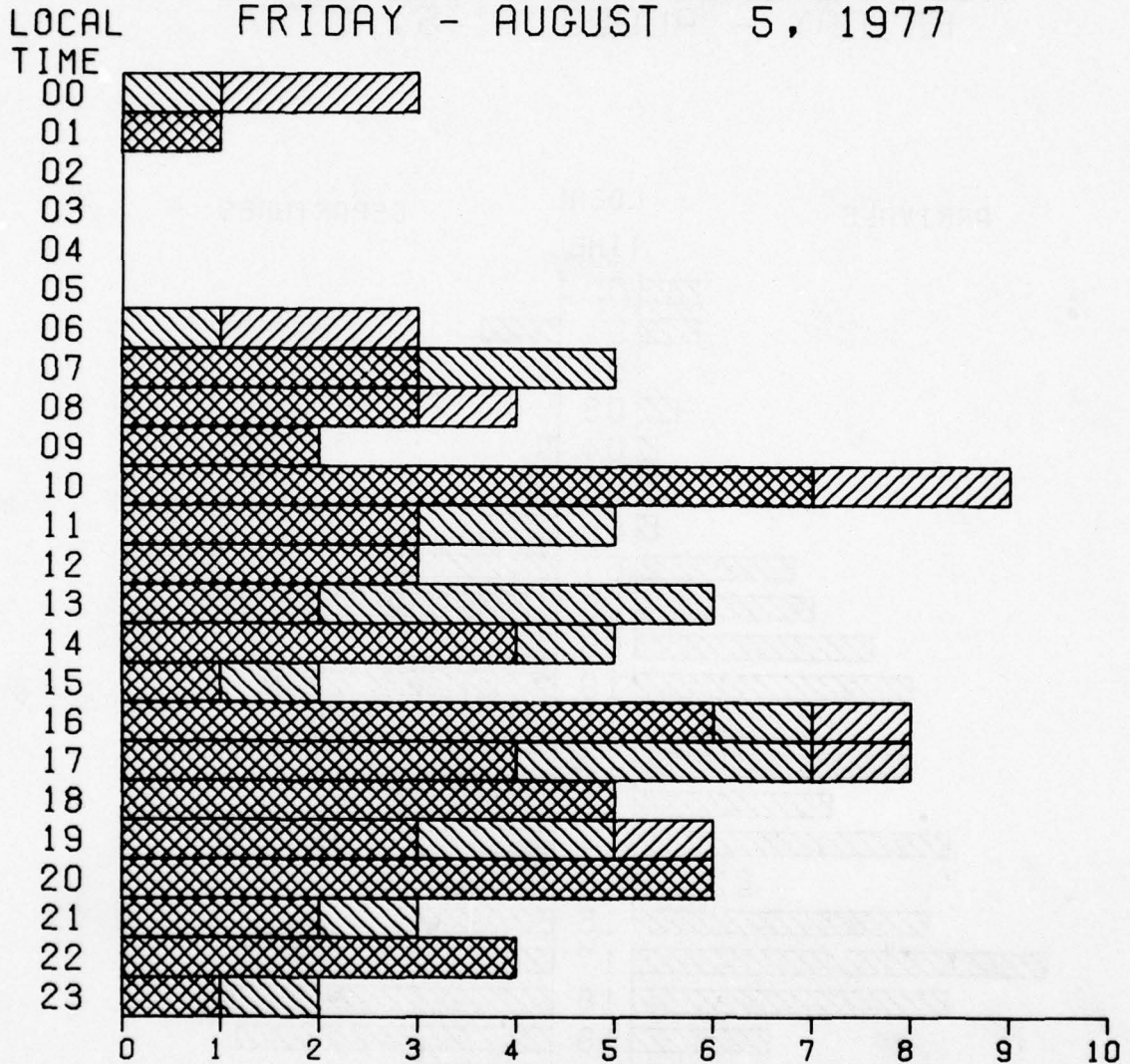
OPERATIONS

- DOMESTIC TRUNK PAX
 INTERNATIONAL PAX
- LOCAL SERVICE PAX
 AIR TAXI
- CARGO

KANSAS CITY, MO.
MCI
SCHEDULED OPERATIONS
FRIDAY - AUGUST 5, 1977




KNOXVILLE, TENN.
 TYS
 SCHEDULED OPERATIONS BY HOUR
 FRIDAY - AUGUST 5, 1977



DOMESTIC TRUNK PAX
 INTERNATIONAL PAX
 LOCAL SERVICE PAX
 AIR TAXI
 CARGO

KNOXVILLE, TENN.
 TYS
 SCHEDULED OPERATIONS
 FRIDAY - AUGUST 5, 1977



KNOXVILLE, TENN.

TYS

SCHEDULED OPERATIONS BY HOUR
FRIDAY - AUGUST 5, 1977

. HOUR	ARRIVALS			DEPARTURES			TOTAL OPERATIONS							
	DOM PAX	LOC PAX	INT PAX	DOM PAX	LOC PAX	INT PAX	DOM PAX	LOC PAX	INT PAX	AIR TAXI	AIR TAXI	CARGO	CARGO	TOTAL
00	0	0	0	0	1	0	0	0	1	0	0	0	0	3
01	1	0	0	0	0	0	0	0	0	0	0	0	0	1
02	0	0	0	0	0	0	0	0	0	0	0	0	0	0
03	0	0	0	0	0	0	0	0	0	0	0	0	0	0
04	0	0	0	0	0	0	0	0	0	0	0	0	0	0
05	0	0	0	0	0	0	0	0	0	0	0	0	0	0
06	0	0	0	0	0	0	0	0	0	0	0	0	0	0
07	1	1	0	2	1	0	0	3	2	0	0	2	0	3
08	0	0	0	0	0	0	0	0	0	0	0	0	0	0
09	1	0	0	1	0	0	0	2	0	0	0	0	0	2
10	4	0	0	3	0	0	0	7	0	0	0	0	0	7
11	0	1	0	1	1	0	0	2	1	0	0	0	0	3
12	2	0	0	2	1	0	0	3	0	0	0	0	0	3
13	1	2	0	3	2	0	0	4	1	0	0	0	0	5
14	2	1	0	3	0	0	0	2	2	0	0	0	0	4
15	0	0	0	0	0	0	0	0	0	0	0	0	0	0
16	4	1	0	5	1	0	0	6	1	0	0	0	0	7
17	2	1	0	3	2	0	0	5	1	0	0	0	0	6
18	2	0	0	2	2	0	0	4	2	0	0	0	0	6
19	2	1	0	3	0	0	0	3	0	0	0	0	0	3
20	2	0	0	2	1	0	0	3	2	0	0	0	0	5
21	2	1	0	3	0	0	0	4	0	0	0	0	0	4
22	3	0	0	3	0	0	0	3	0	0	0	0	0	3
23	1	1	0	2	0	0	0	1	0	0	0	0	0	2
TOTAL	30	10	0	45	30	10	0	60	20	0	10	0	0	90
DAY														

PEAK OPERATIONS PER HOUR : 9
PEAK AS PERCENT OF TOTAL : 10.0%
PEAK HOUR(S) OF OPERATION: 10

KONA, HAWAII

KOA

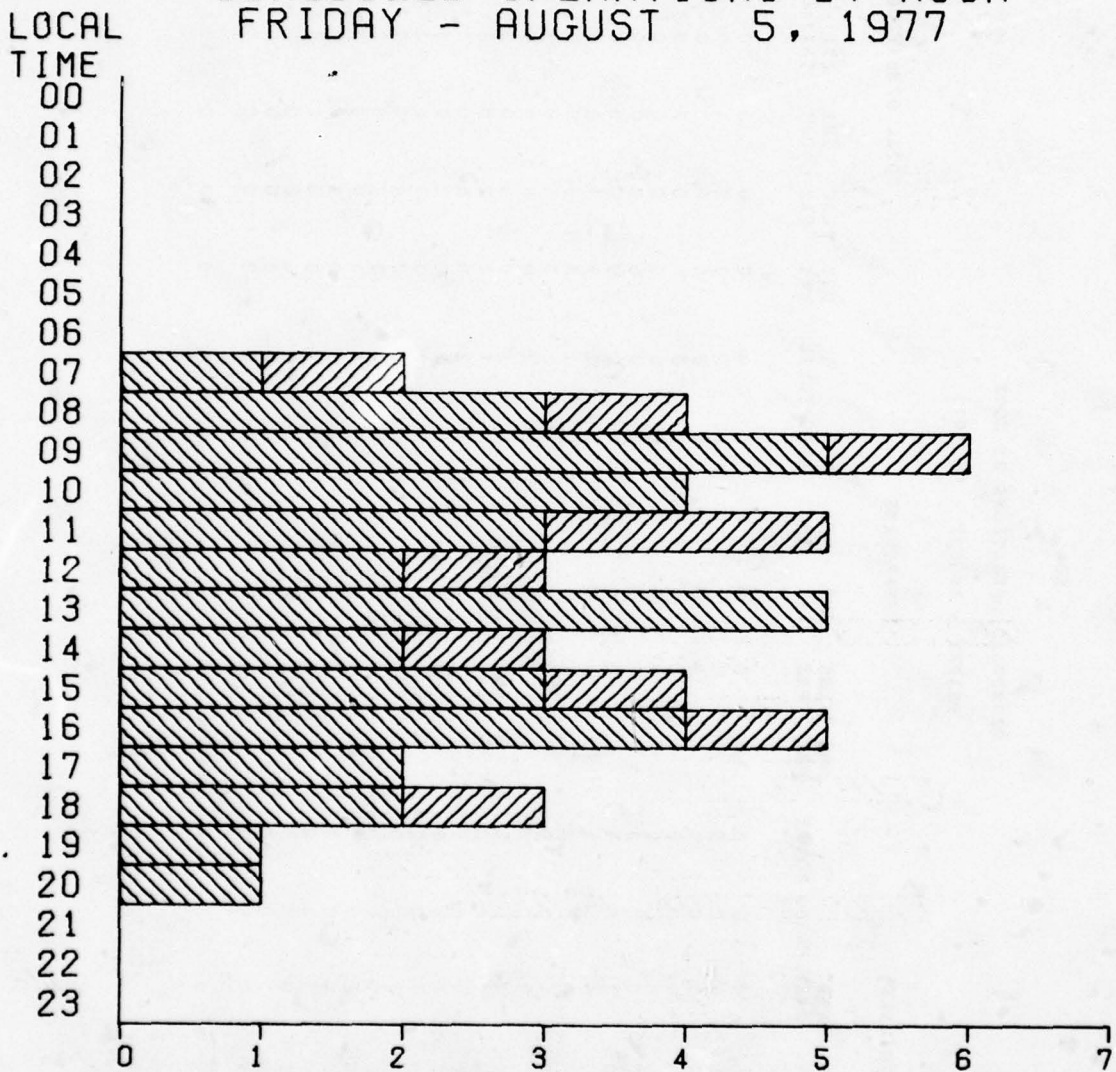
SCHEDULED OPERATIONS BY HOUR

FRIDAY - AUGUST 5, 1977

HOUR	ARRIVALS						DEPARTURES						TOTAL OPERATIONS					
	DOM PAX	LOC PAX	INT PAX	AIR TAXI	CARGO	TOTAL	DOM PAX	LOC PAX	INT PAX	AIR TAXI	CARGO	TOTAL	DOM PAX	LOC PAX	INT PAX	AIR TAXI	CARGO	TOTAL
00	0	0	0	0	0	0	0	0	0	0	0	0	0	0	0	0	0	0
01	0	0	0	0	0	0	0	0	0	0	0	0	0	0	0	0	0	0
02	0	0	0	0	0	0	0	0	0	0	0	0	0	0	0	0	0	0
03	0	0	0	0	0	0	0	0	0	0	0	0	0	0	0	0	0	0
04	0	0	0	0	0	0	0	0	0	0	0	0	0	0	0	0	0	0
05	0	0	0	0	0	0	0	0	0	0	0	0	0	0	0	0	0	0
06	0	0	0	0	0	0	0	0	0	0	0	0	0	0	0	0	0	0
07	0	1	0	0	0	1	0	0	1	0	0	1	0	1	0	0	0	2
08	0	1	0	0	0	1	0	0	1	0	0	1	0	1	0	0	0	4
09	0	3	0	1	0	4	0	0	0	0	0	2	0	5	0	1	0	6
10	0	2	0	0	0	2	0	0	0	0	0	2	0	4	0	0	0	4
11	0	1	0	1	0	2	0	0	1	0	0	3	0	3	0	2	0	5
12	0	1	0	1	0	2	0	0	1	0	0	3	0	2	0	1	0	3
13	0	3	0	0	0	3	0	0	0	0	0	2	0	5	0	0	0	5
14	0	1	0	0	0	1	0	0	1	0	0	2	0	2	0	1	0	3
15	0	1	0	0	0	1	0	0	1	0	0	2	0	3	0	1	0	4
16	0	3	0	0	0	3	0	0	1	0	0	2	0	4	0	1	0	5
17	0	0	0	0	0	0	0	0	0	0	0	2	0	2	0	0	0	2
18	0	1	0	1	0	2	0	0	0	0	0	1	0	2	0	1	0	3
19	0	1	0	0	0	1	0	0	0	0	0	0	0	1	0	0	0	1
20	0	0	0	0	0	0	0	0	1	0	0	1	0	1	0	0	0	1
21	0	0	0	0	0	0	0	0	0	0	0	0	0	0	0	0	0	0
22	0	0	0	0	0	0	0	0	0	0	0	0	0	0	0	0	0	0
23	0	0	0	0	0	0	0	0	0	0	0	0	0	0	0	0	0	0
TOTAL	0	19	0	5	0	24	0	19	0	5	0	24	0	38	0	10	0	48

PEAK OPERATIONS PER HOUR : 6
 PEAK AS PERCENT OF TOTAL : 12.5%
 PEAK HOUR(S) OF OPERATION: 09

KONA, HAWAII
 KOA
 SCHEDULED OPERATIONS BY HOUR
 FRIDAY - AUGUST 5, 1977



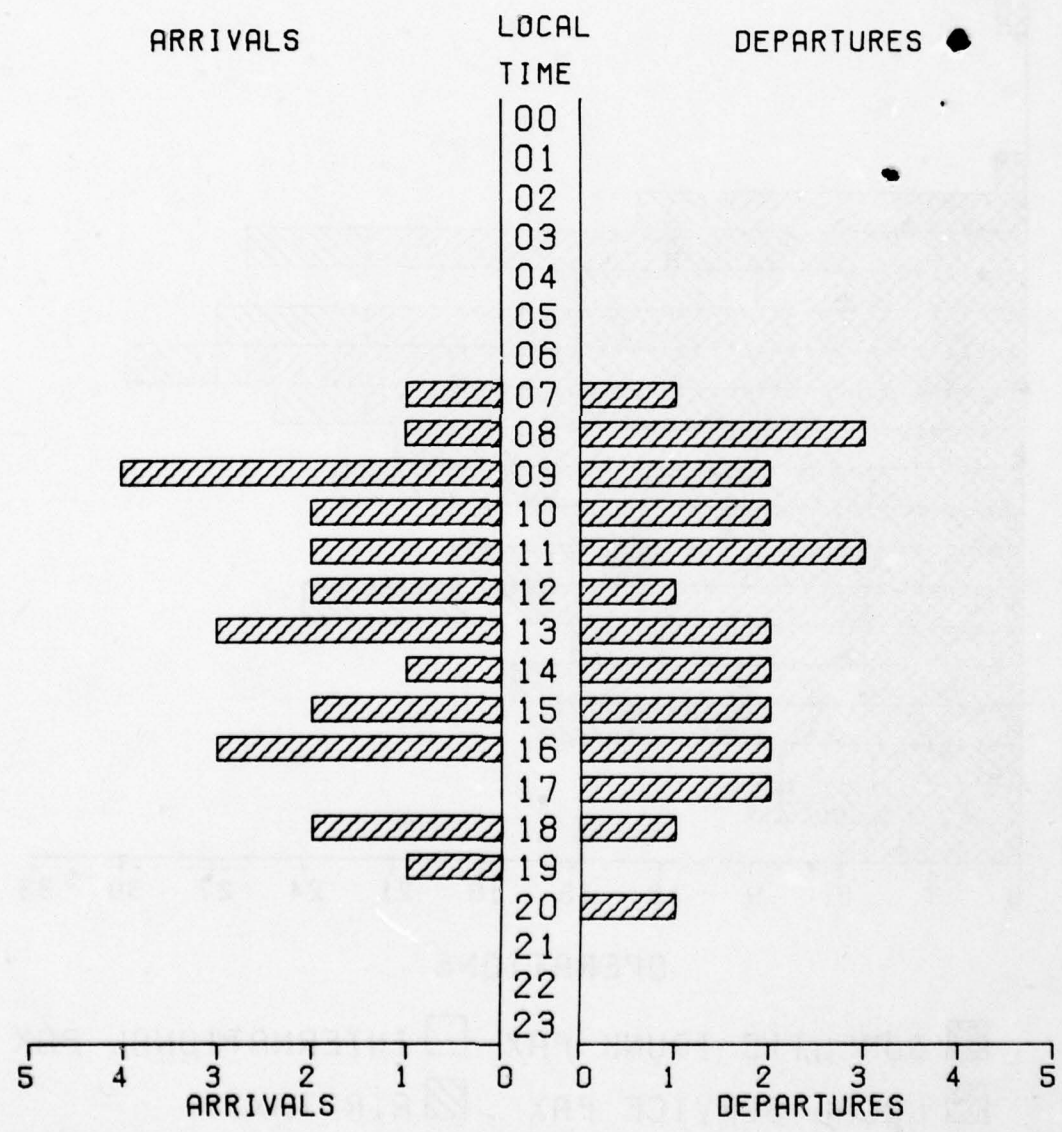
OPERATIONS

- DOMESTIC TRUNK PAX

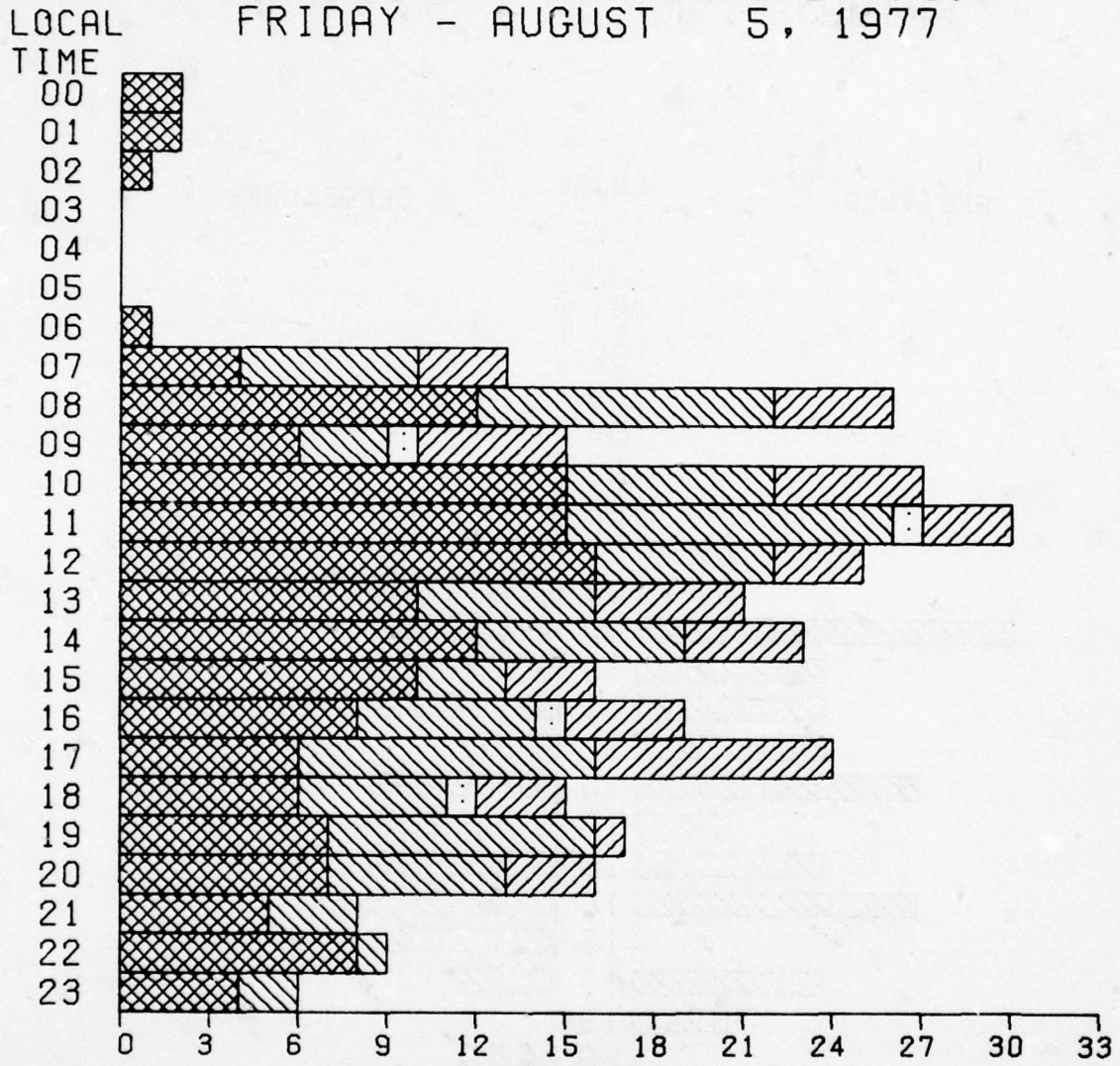
 INTERNATIONAL PAX
- LOCAL SERVICE PAX

 AIR TAXI
- CARGO

KONA, HAWAII KOA SCHEDULED OPERATIONS FRIDAY - AUGUST 5, 1977

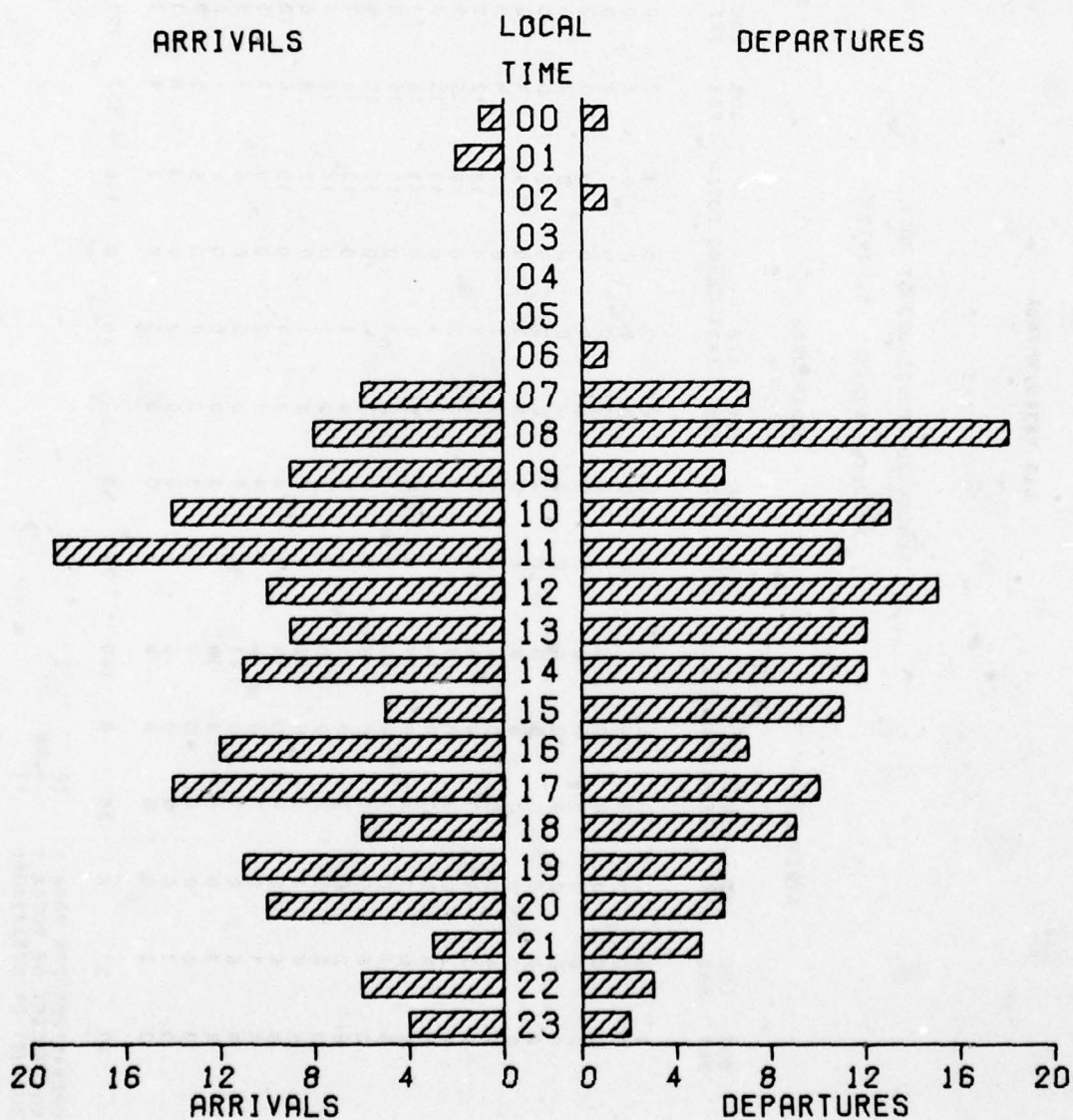


LAS VEGAS, NEVADA
 LAS
 SCHEDULED OPERATIONS BY HOUR
 FRIDAY - AUGUST 5, 1977



DOMESTIC TRUNK PAX
 INTERNATIONAL PAX
 LOCAL SERVICE PAX
 AIR TAXI
 CARGO

LAS VEGAS, NEVADA
 LAS
 SCHEDULED OPERATIONS
 FRIDAY - AUGUST 5, 1977



LAS VEGAS, NEVADA

LAS

SCHEDULED OPERATIONS BY HOUR

FRIDAY - AUGUST 5, 1977

HOUR	ARRIVALS						DEPARTURES						TOTAL OPERATIONS					
	DOM PAX	LOC PAX	INT PAX	AIR TAXI	CARGO	TOTAL	DOM PAX	LOC PAX	INT PAX	AIR TAXI	CARGO	TOTAL	DOM PAX	LOC PAX	INT PAX	AIR TAXI	CARGO	TOTAL
00	1	0	0	0	0	1	1	0	0	0	0	1	2	0	0	0	0	2
01	2	0	0	0	0	2	0	0	0	0	0	0	2	0	0	0	0	2
02	0	0	0	0	0	0	1	0	0	0	0	1	1	0	0	0	0	1
03	0	0	0	0	0	0	0	0	0	0	0	0	0	0	0	0	0	0
04	0	0	0	0	0	0	0	0	0	0	0	0	0	0	0	0	0	0
05	0	0	0	0	0	0	0	0	0	0	0	0	0	0	0	0	0	0
06	0	0	0	0	0	0	1	0	0	0	0	1	1	0	0	0	0	1
07	2	4	0	0	0	6	2	2	0	3	0	7	4	6	0	0	0	13
08	2	3	0	3	0	8	10	7	0	1	0	18	12	10	0	4	0	26
09	4	2	0	3	0	9	2	1	1	2	0	6	6	3	1	5	0	15
10	8	4	0	2	0	14	7	3	0	3	0	13	15	7	0	5	0	27
11	9	6	1	3	0	19	6	5	0	0	0	11	15	11	1	3	0	30
12	8	1	0	1	0	10	8	5	0	2	0	15	16	6	0	3	0	25
13	2	6	0	1	0	9	8	0	0	4	0	12	10	6	0	5	0	21
14	8	2	0	1	0	11	4	5	0	3	0	12	12	7	0	4	0	23
15	3	3	0	2	0	5	7	3	0	1	0	11	10	3	0	3	0	16
16	4	4	1	3	0	12	4	2	0	1	0	7	8	6	1	4	0	19
17	4	6	0	4	0	14	2	4	0	4	0	10	6	10	0	8	0	24
18	4	4	1	1	0	6	2	4	1	2	0	9	6	5	1	3	0	15
19	4	6	0	1	0	11	3	3	0	0	0	6	7	9	0	1	0	17
20	4	3	0	3	0	10	3	3	0	0	0	6	7	6	0	3	0	16
21	3	0	0	0	0	3	3	3	0	0	0	5	5	3	0	0	0	8
22	5	1	0	0	0	6	3	0	0	0	0	3	8	1	0	0	0	9
23	2	2	0	0	0	4	2	0	0	0	0	2	4	2	0	0	0	6
TOTAL	79	51	2	28	0	160	78	50	2	26	0	156	157	131	4	54	0	316

PEAK OPERATIONS PER HOUR : 30
 PEAK AS PERCENT OF TOTAL : 9.5X
 PEAK HOUR(S) OF OPERATION : 11

LIHUE, HAWAII

LIH

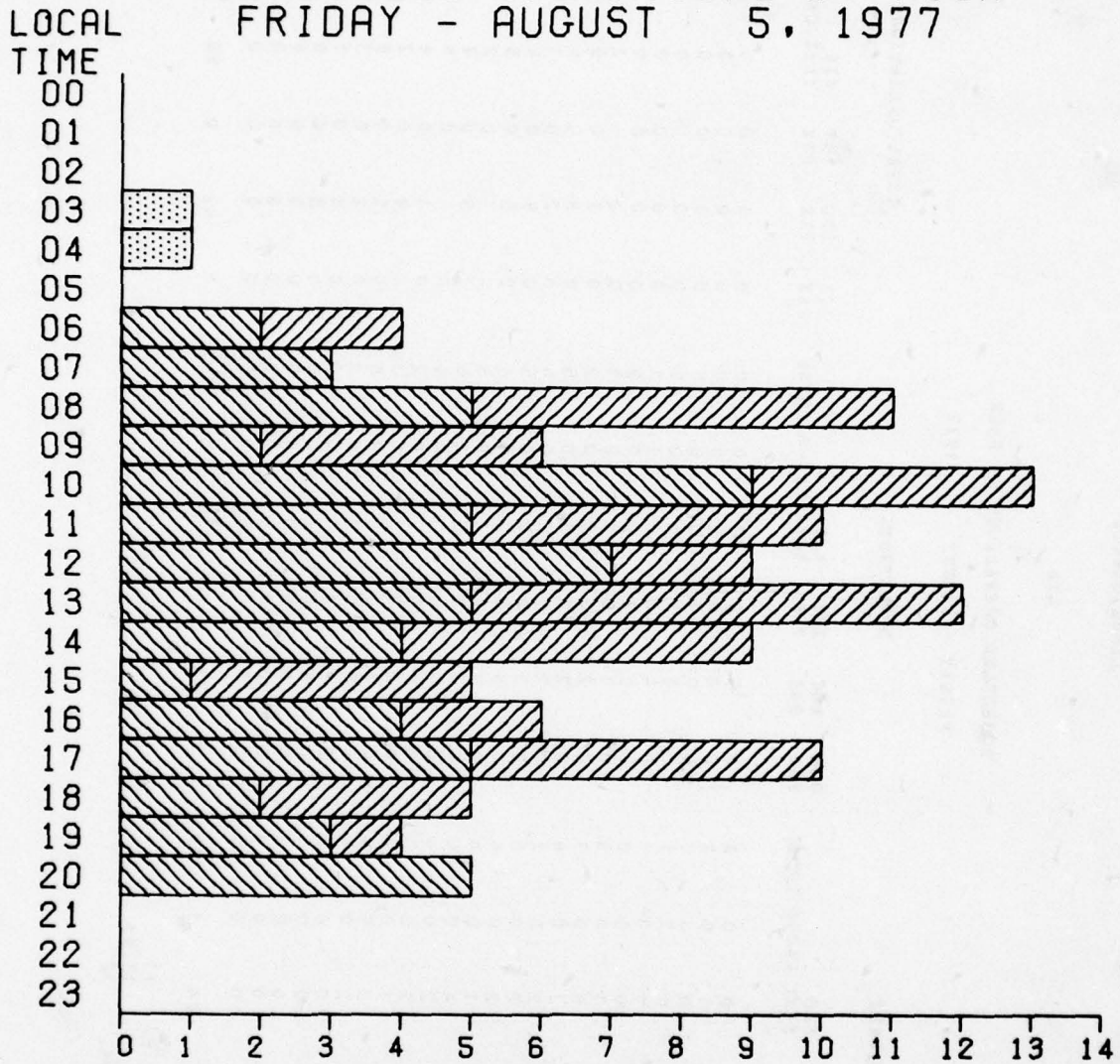
SCHEDULED OPERATIONS BY HOUR

FRIDAY - AUGUST 5, 1977

HOUR	ARRIVALS				DEPARTURES				TOTAL OPERATIONS						
	DOM PAX	LOC PAX	INT PAX	AIR TAXI	CARGO TOTAL	DOM PAX	LOC PAX	INT PAX	AIR TAXI	CARGO TOTAL	DOM PAX	LOC PAX	INT PAX	AIR TAXI	CARGO TOTAL
00	0	0	0	0	0	0	0	0	0	0	0	0	0	0	0
01	0	0	0	0	0	0	0	0	0	0	0	0	0	0	0
02	0	0	0	0	0	0	0	0	0	0	0	0	0	0	0
03	0	0	0	0	1	0	0	0	0	0	0	0	0	1	1
04	0	0	0	0	0	0	0	0	0	1	0	0	0	1	1
05	0	0	0	0	0	0	0	0	0	0	0	0	0	0	0
06	0	2	0	1	0	0	0	0	1	0	0	2	0	2	4
07	0	1	0	0	0	0	2	0	0	0	0	3	0	0	3
08	0	3	0	3	0	0	2	0	3	0	0	5	0	6	11
09	0	0	0	2	0	0	2	0	2	0	0	2	0	4	6
10	0	6	0	2	0	0	3	0	2	0	0	9	0	4	13
11	0	2	0	2	0	0	3	0	3	0	0	5	0	5	10
12	0	3	0	1	0	0	4	0	1	0	0	7	0	2	9
13	0	2	0	4	0	0	3	0	3	0	0	5	0	7	12
14	0	2	0	2	0	0	2	0	3	0	0	4	0	5	9
15	0	1	0	2	0	0	0	0	2	0	0	1	0	4	5
16	0	2	0	1	0	0	2	0	1	0	0	4	0	2	6
17	0	2	0	2	0	0	3	0	3	0	0	5	0	3	10
18	0	2	0	2	0	0	0	0	1	0	0	2	0	5	5
19	0	2	0	0	0	0	1	0	1	0	0	3	0	1	4
20	0	1	0	0	0	0	4	0	0	0	0	5	0	0	5
21	0	0	0	0	0	0	0	0	0	0	0	0	0	0	0
22	0	0	0	0	0	0	0	0	0	0	0	0	0	0	0
23	0	0	0	0	0	0	0	0	0	0	0	0	0	0	0
TOTAL	0	31	0	24	1	56	0	31	0	26	1	58	0	50	2
DAY															114

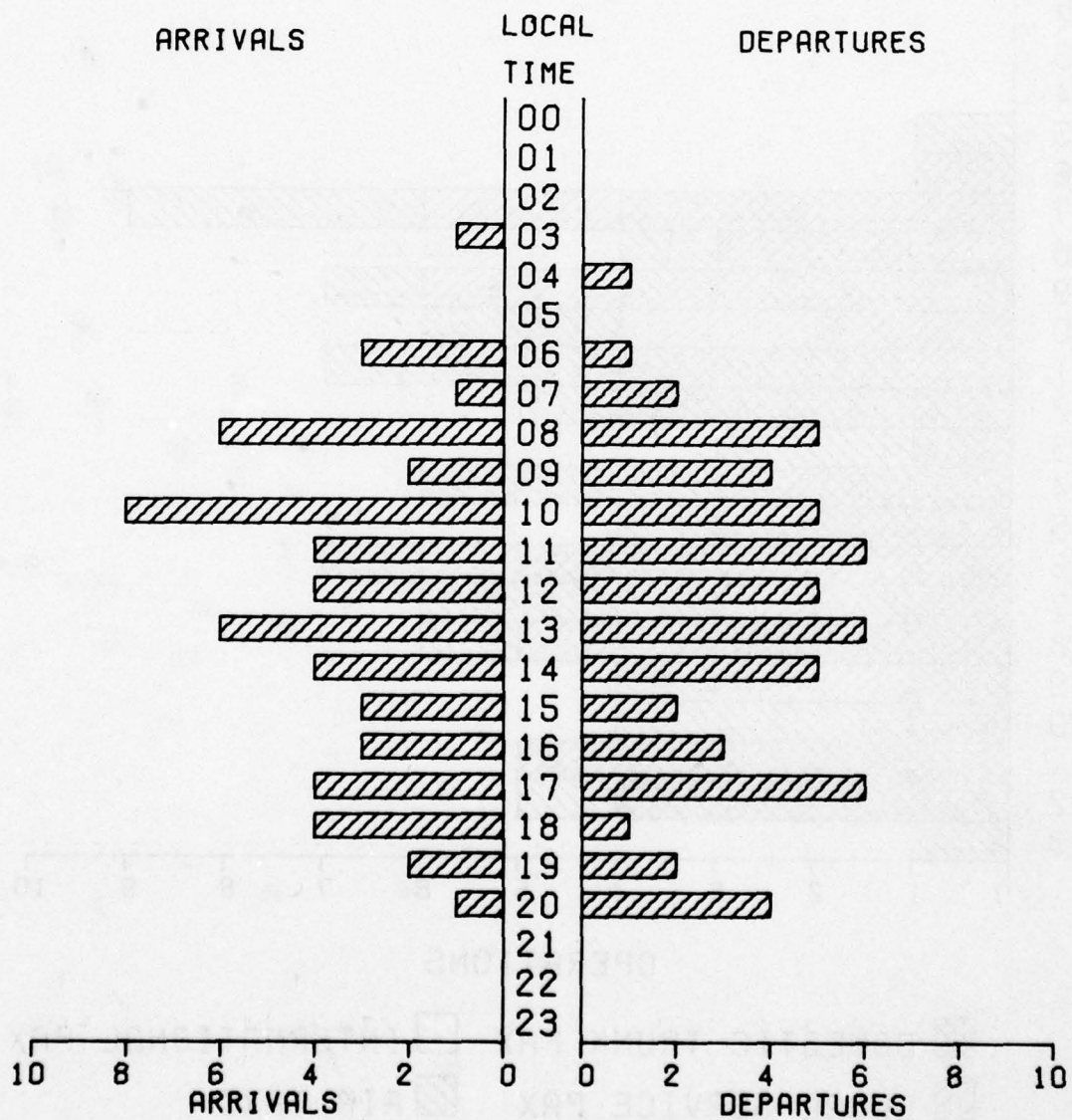
PEAK OPERATIONS PER HOUR : 13
 PEAK AS PERCENT OF TOTAL : 11.4%
 PEAK HOUR(S) OF OPERATION: 10

LIHUE, HAWAII
 LIH
 SCHEDULED OPERATIONS BY HOUR
 FRIDAY - AUGUST 5, 1977

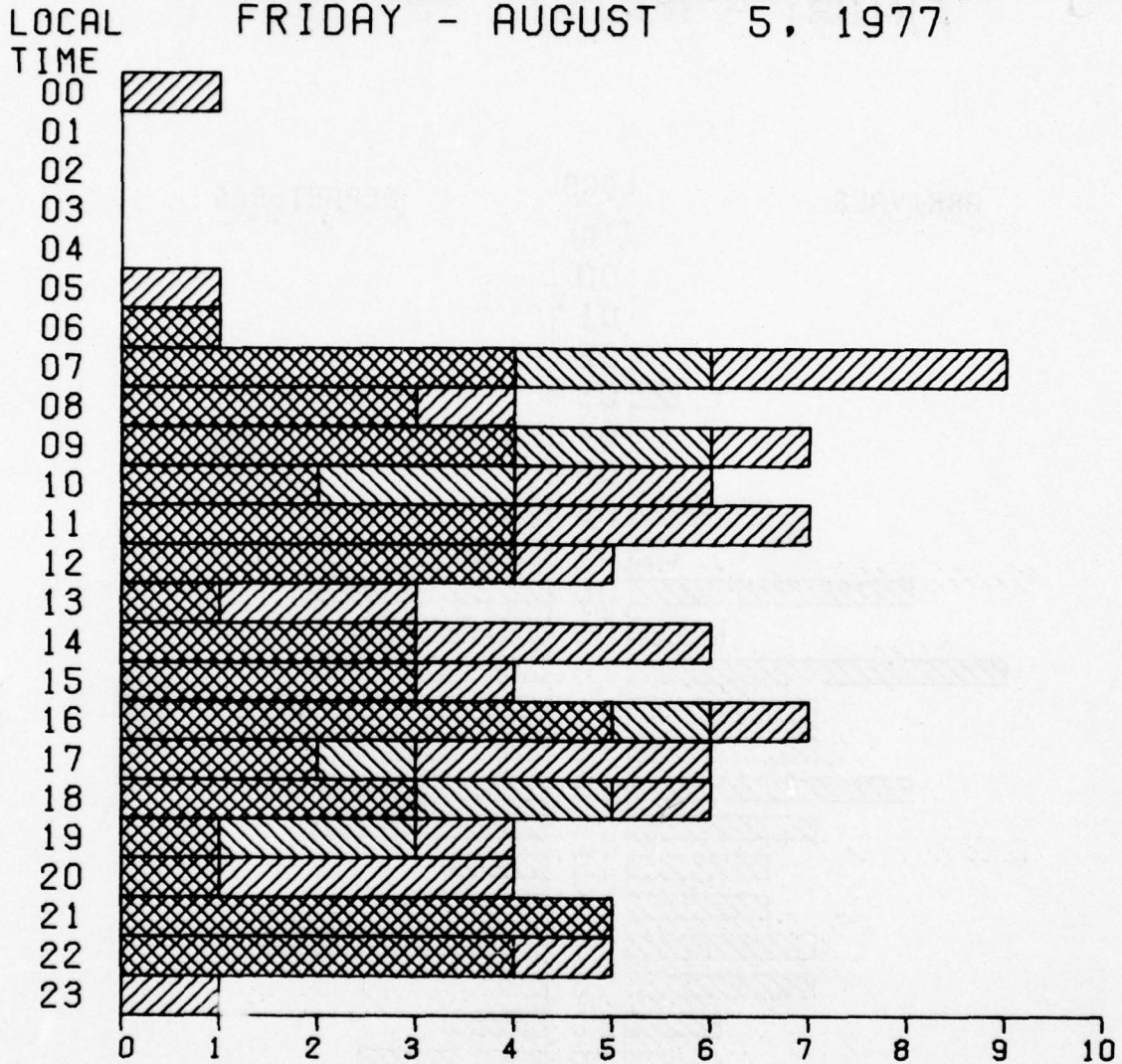


DOMESTIC TRUNK PAX
 INTERNATIONAL PAX
 LOCAL SERVICE PAX
 AIR TAXI
 CARGO

LIHUE, HAWAII
 LIH
 SCHEDULED OPERATIONS
 FRIDAY - AUGUST 5, 1977




LITTLE ROCK, ARK.
 LIT
 SCHEDULED OPERATIONS BY HOUR
 FRIDAY - AUGUST 5, 1977



OPERATIONS

- DOMESTIC TRUNK PAX
 INTERNATIONAL PAX
- LOCAL SERVICE PAX
 AIR TAXI
- CARGO

LITTLE ROCK, ARK.
LIT
SCHEDULED OPERATIONS
FRIDAY - AUGUST 5, 1977



LITTLE ROCK, ARK.

LIT

SCHEDULED OPERATIONS BY HOUR

FRIDAY - AUGUST 5, 1977

HOUR	ARRIVALS				DEPARTURES				TOTAL OPERATIONS				
	DOM PAX	LOC PAX	INT PAX	AIR TAXI CARGO TOTAL	DOM PAX	LOC PAX	INT PAX	AIR TAXI CARGO TOTAL	DOM PAX	LOC PAX	INT PAX	AIR TAXI CARGO TOTAL	
00	0	0	0	0	0	0	0	1	0	0	0	0	1
01	0	0	0	0	0	0	0	0	0	0	0	0	0
02	0	0	0	0	0	0	0	0	0	0	0	0	0
03	0	0	0	0	0	0	0	0	0	0	0	0	0
04	0	0	0	0	0	0	0	0	0	0	0	0	0
05	0	0	0	1	0	0	0	0	0	0	0	0	1
06	0	0	0	0	1	0	0	0	1	0	0	0	1
07	2	1	0	2	2	1	0	1	0	0	0	0	3
08	0	0	0	0	3	0	0	1	0	0	0	0	1
09	2	1	0	1	2	1	0	0	0	0	0	0	1
10	1	1	0	1	1	1	0	1	0	0	0	0	2
11	2	0	0	1	2	0	0	2	0	0	0	0	3
12	2	0	0	1	2	0	0	0	0	0	0	0	1
13	0	0	0	1	1	0	0	1	0	0	0	0	2
14	3	0	0	2	0	0	0	1	0	0	0	0	3
15	1	0	0	0	2	0	0	1	0	0	0	0	1
16	2	1	0	0	3	0	0	1	0	0	0	0	1
17	1	1	0	0	3	1	1	1	0	0	0	0	3
18	1	0	0	2	2	1	1	1	0	0	0	0	1
19	1	1	0	1	0	0	0	0	0	0	0	0	1
20	1	0	0	1	0	0	0	2	0	0	0	0	3
21	4	0	0	0	1	0	0	0	0	0	0	0	1
22	2	0	0	1	2	0	0	0	0	0	0	0	2
23	0	0	0	0	0	0	0	1	0	0	0	0	1
TOTAL DAY	25	6	0	15	25	6	0	15	0	12	0	30	0
				46				46					92

PEAK OPERATIONS PER HOUR : 9
 PEAK AS PERCENT OF TOTAL : 9.8%
 PEAK HOUR(S) OF OPERATION: 07

LOS ANGELES, CALIF.

BUR

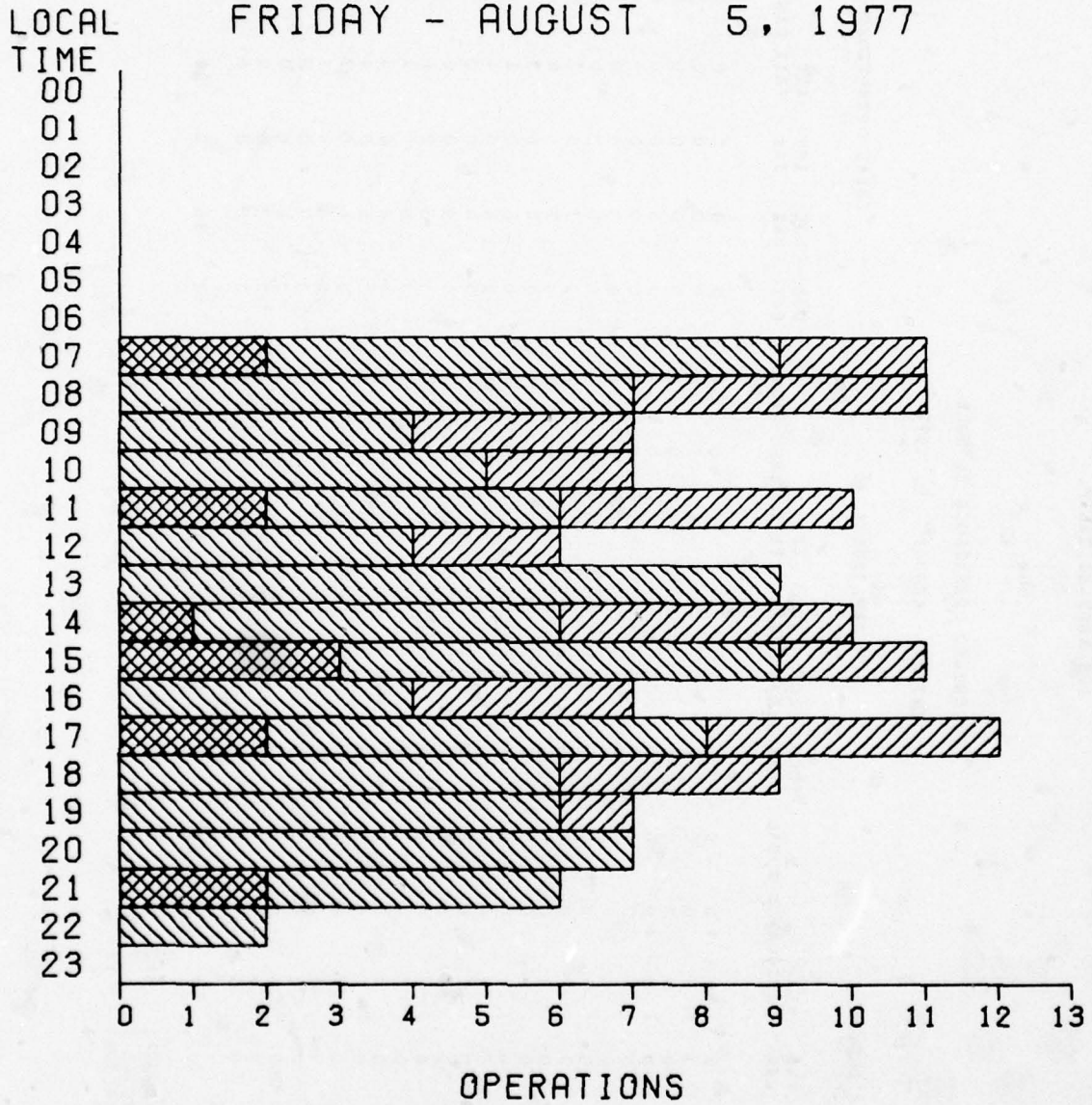
SCHEDULED OPERATIONS BY HOUR

FRIDAY - AUGUST 5, 1977

HOUR	ARRIVALS			DEPARTURES			TOTAL OPERATIONS						
	DOM PAX	LOC PAX	INT PAX	DOM PAX	LOC PAX	INT PAX	DOM PAX	LOC PAX	INT PAX	AIR TAXI	AIR TAXI	CARGO	TOTAL
00	0	0	0	0	0	0	0	0	0	0	0	0	0
01	0	0	0	0	0	0	0	0	0	0	0	0	0
02	0	0	0	0	0	0	0	0	0	0	0	0	0
03	0	0	0	0	0	0	0	0	0	0	0	0	0
04	0	0	0	0	0	0	0	0	0	0	0	0	0
05	0	0	0	0	0	0	0	0	0	0	0	0	0
06	0	0	0	0	0	0	0	0	0	0	0	0	0
07	1	3	0	1	4	0	2	7	0	0	2	0	11
08	0	2	0	0	5	0	0	7	0	0	4	0	11
09	0	4	0	0	4	0	0	4	0	0	3	0	7
10	0	2	0	0	3	0	0	5	0	0	2	0	7
11	1	1	0	1	3	0	2	4	0	0	4	0	10
12	0	3	0	0	3	0	0	4	0	0	2	0	6
13	0	3	0	0	6	0	0	9	0	0	0	0	9
14	1	3	0	0	2	0	2	4	0	0	4	0	10
15	1	3	0	0	3	0	0	6	0	0	0	0	11
16	0	2	0	2	3	0	0	3	0	0	2	0	7
17	1	3	0	0	2	0	0	4	0	0	3	0	12
18	0	2	0	0	3	0	0	6	0	0	4	0	9
19	0	4	0	0	4	0	0	6	0	0	1	0	7
20	0	5	0	0	2	0	0	7	0	0	0	0	6
21	1	1	0	0	3	0	0	4	0	0	0	0	2
22	0	2	0	0	0	0	0	2	0	0	0	0	2
23	0	0	0	0	0	0	0	0	0	0	0	0	0
TOTAL	6	43	0	6	43	0	17	66	0	66	34	0	132
DAY													

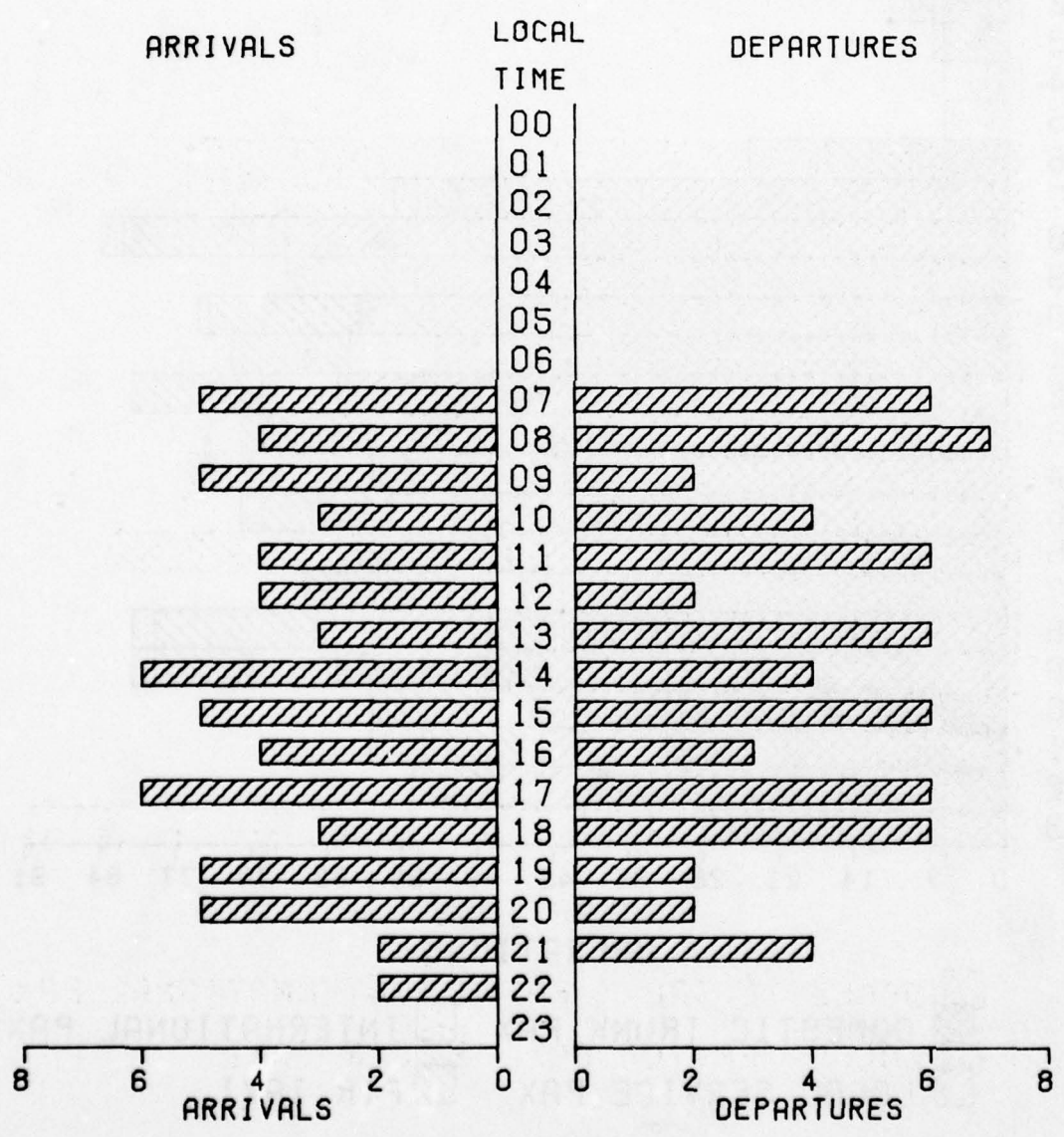
PEAK OPERATIONS PER HOUR : 12
 PEAK AS PERCENT OF TOTAL : 9.1%
 PEAK HOUR(S) OF OPERATION: 17

LOS ANGELES, CALIF.
 BUR
 SCHEDULED OPERATIONS BY HOUR
 FRIDAY - AUGUST 5, 1977

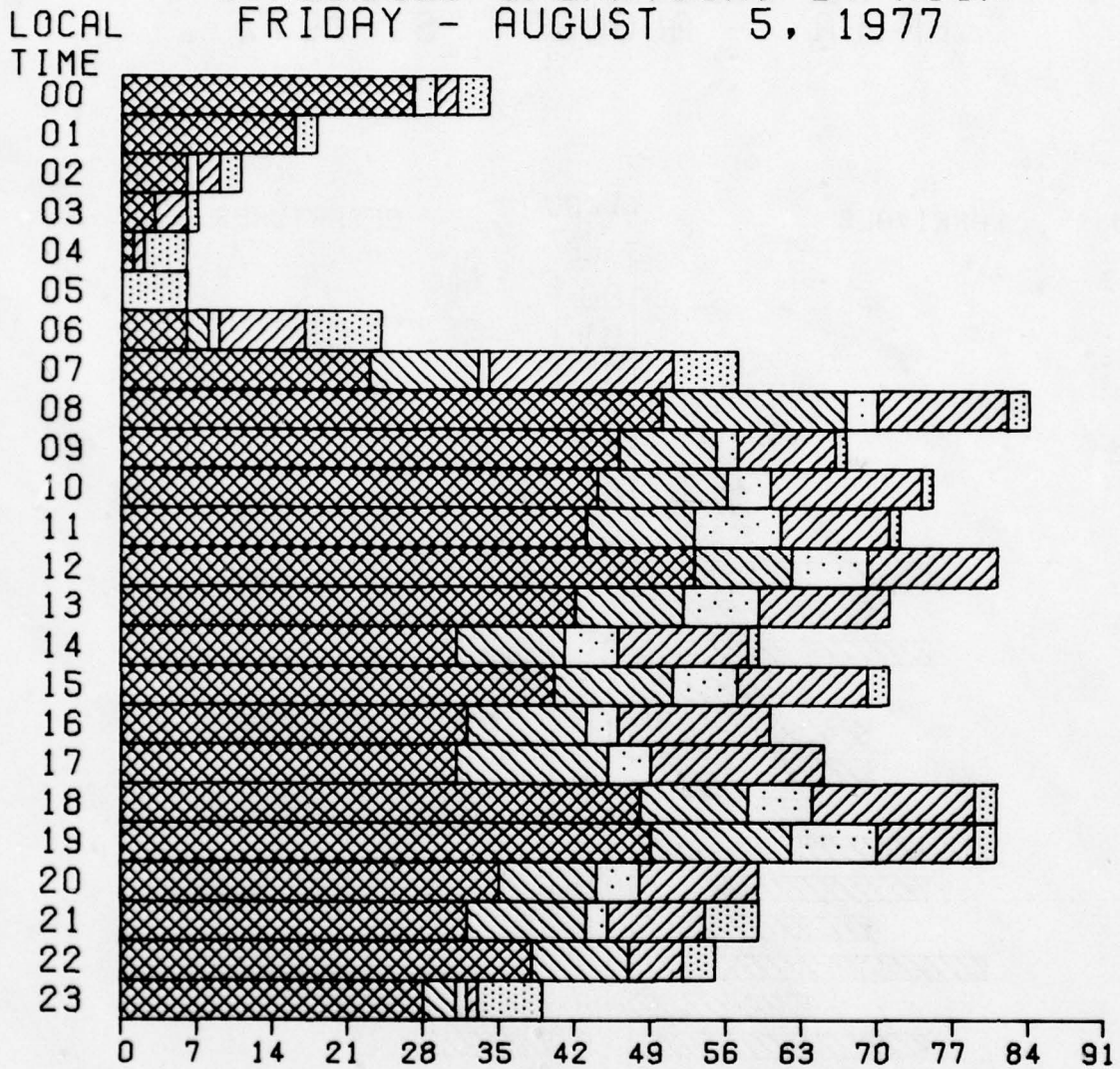


DOMESTIC TRUNK PAX
 INTERNATIONAL PAX
 LOCAL SERVICE PAX
 AIR TAXI
 CARGO

LOS ANGELES, CALIF.
BUR
SCHEDULED OPERATIONS
FRIDAY - AUGUST 5, 1977

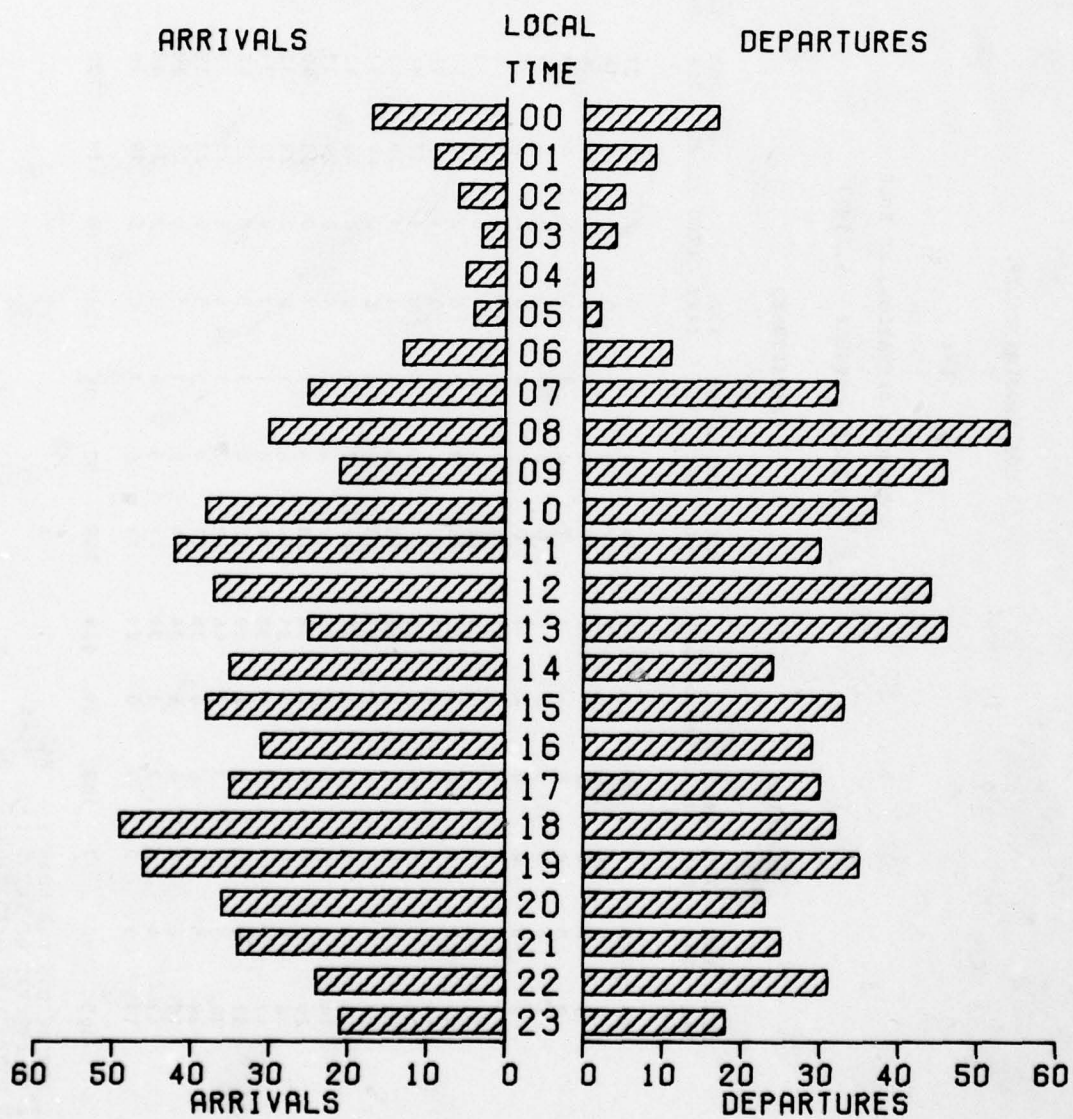


LOS ANGELES, CALIF.
LAX
SCHEDULED OPERATIONS BY HOUR
FRIDAY - AUGUST 5, 1977



DOMESTIC TRUNK PAX
 INTERNATIONAL PAX
 LOCAL SERVICE PAX
 AIR TAXI
 CARGO

LOS ANGELES, CALIF.
 LAX
 SCHEDULED OPERATIONS
 FRIDAY - AUGUST 5, 1977



LOS ANGELES, CALIF.

LAX

SCHEDULED OPERATIONS BY HOUR

FRIDAY - AUGUST 5, 1977

HOUR	ARRIVALS			DEPARTURES			TOTAL OPERATIONS		
	DOM PAX	LOC PAX	TOTAL	DOM PAX	LOC PAX	TOTAL	DOM PAX	LOC PAX	TOTAL
00	13	0	17	14	0	17	27	0	27
01	9	0	9	7	0	7	16	0	16
02	3	0	3	3	0	3	6	0	6
03	2	0	2	1	0	1	3	0	3
04	1	0	1	0	0	0	1	0	1
05	0	0	0	0	0	0	0	0	0
06	2	1	3	4	0	4	6	2	8
07	11	4	15	12	6	18	23	10	33
08	15	9	24	35	8	43	50	17	67
09	14	3	17	32	6	38	46	9	55
10	23	7	30	21	5	26	44	12	56
11	25	5	30	18	5	23	43	10	53
12	23	4	27	30	5	35	53	9	62
13	15	3	18	27	7	34	42	10	52
14	19	6	25	12	4	16	31	10	41
15	20	7	27	20	4	24	31	10	41
16	16	5	21	16	6	22	32	11	43
17	17	6	23	14	8	22	31	14	45
18	31	6	37	17	4	21	48	10	58
19	30	6	36	19	7	26	49	13	62
20	24	5	29	11	4	15	35	9	44
21	18	6	24	14	5	19	32	11	43
22	17	4	21	21	5	26	38	9	47
23	17	3	20	11	0	11	28	3	31
TOTAL DAY	365	90	624	359	90	618	724	180	904

PEAK OPERATIONS PER HOUR : 84
 PEAK AS PERCENT OF TOTAL : 6.8%
 PEAK HOUR(S) OF OPERATION: 08

LOS ANGELES, CALIF.

ONT

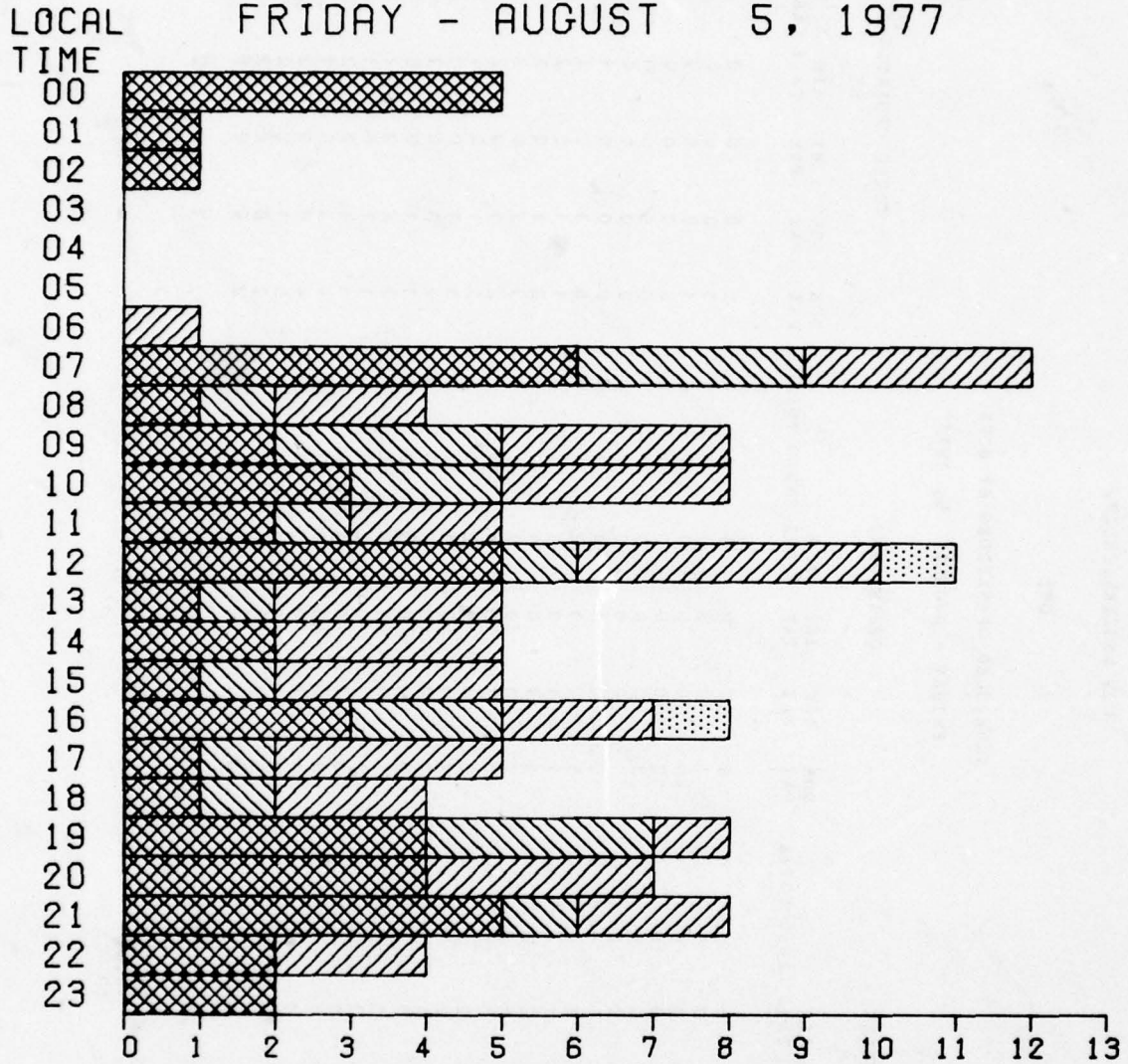
SCHEDULED OPERATIONS BY HOUR

FRIDAY - AUGUST 5, 1977

HOUR	ARRIVALS			DEPARTURES			TOTAL OPERATIONS						
	DOM PAX	LOC PAX	INT PAX	DOM PAX	LOC PAX	INT PAX	DOM PAX	LOC PAX	INT PAX	AIR TAXI	AIR TAXI	CARGO	TOTAL
01	1	0	0	0	0	0	4	0	0	0	5	0	5
02	0	0	0	0	0	0	1	0	0	0	1	0	1
03	0	0	0	0	0	0	0	0	0	0	0	0	0
04	0	0	0	0	0	0	0	0	0	0	0	0	0
05	0	0	0	0	0	0	0	0	0	0	0	0	0
06	0	0	0	0	0	0	0	0	0	0	0	0	0
07	1	1	0	0	2	0	5	2	2	0	6	3	12
08	0	0	0	0	1	0	1	1	0	0	1	0	1
09	1	2	0	0	1	0	1	1	0	0	2	0	4
10	1	1	0	0	1	0	1	1	0	0	2	0	4
11	2	0	0	0	1	0	2	0	2	0	3	0	8
12	2	0	0	0	1	0	3	0	1	0	2	0	5
13	0	0	0	0	0	0	3	0	0	0	2	0	5
14	1	0	0	0	0	0	1	0	0	0	1	0	1
15	1	0	0	0	0	0	1	0	0	0	1	0	1
16	2	1	0	0	1	0	4	0	1	0	3	0	5
17	0	0	0	0	1	0	1	0	0	0	1	0	1
18	1	1	0	0	1	0	1	1	0	0	2	0	3
19	2	1	0	0	1	0	2	2	0	0	3	0	5
20	3	0	0	0	0	0	2	2	0	0	4	0	6
21	3	1	0	0	1	0	4	0	0	0	4	0	8
22	1	0	0	0	0	0	2	0	0	0	2	0	4
23	1	0	0	0	0	0	1	0	0	0	1	0	2
TOTAL	24	10	0	0	21	0	28	11	0	21	52	21	117

PEAK OPERATIONS PER HOUR : 12
 PEAK AS PERCENT OF TOTAL : 10.3%
 PEAK HOUR(S) OF OPERATION: 07

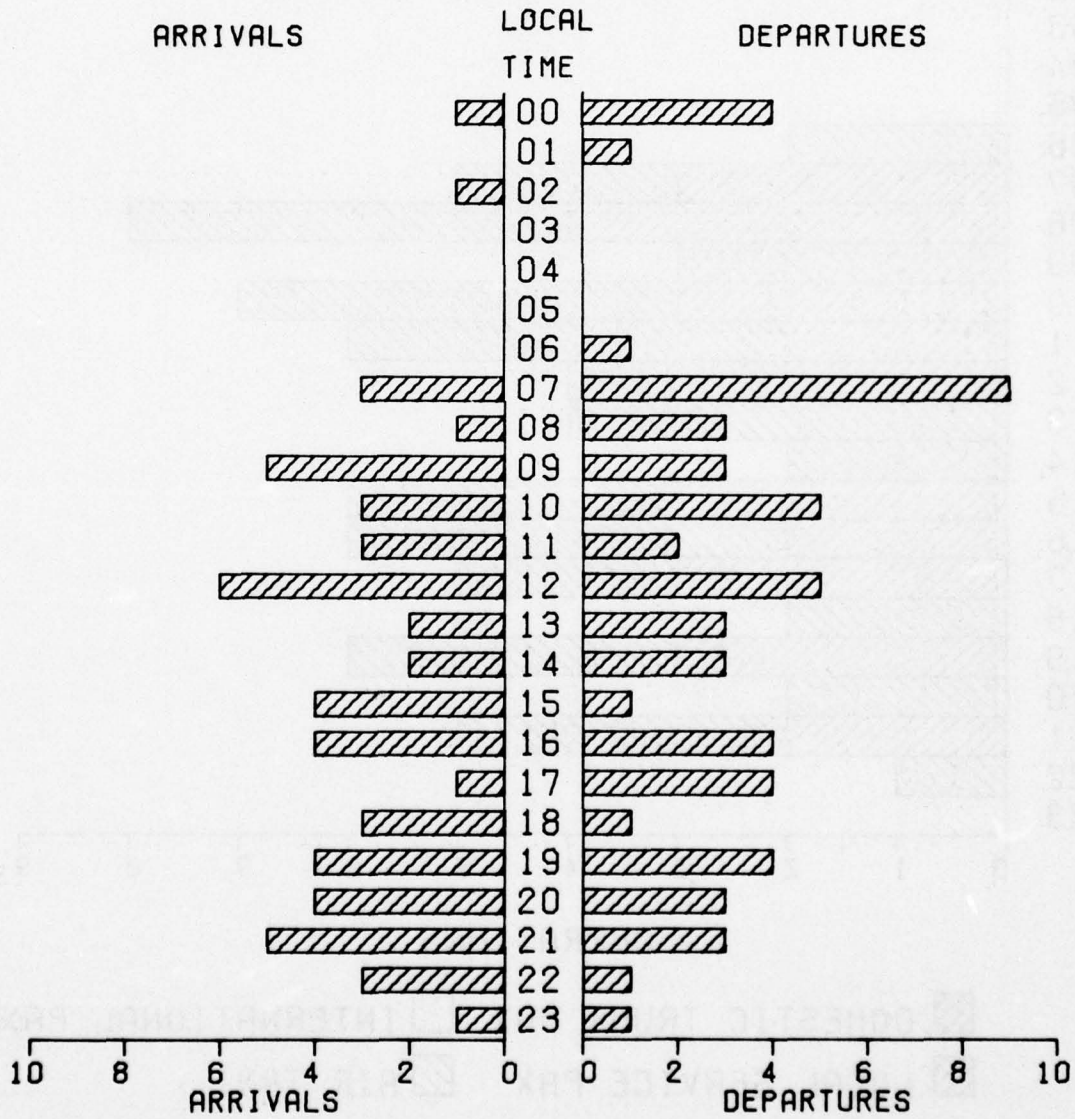
LOS ANGELES, CALIF.
 ONT
 SCHEDULED OPERATIONS BY HOUR
 FRIDAY - AUGUST 5, 1977



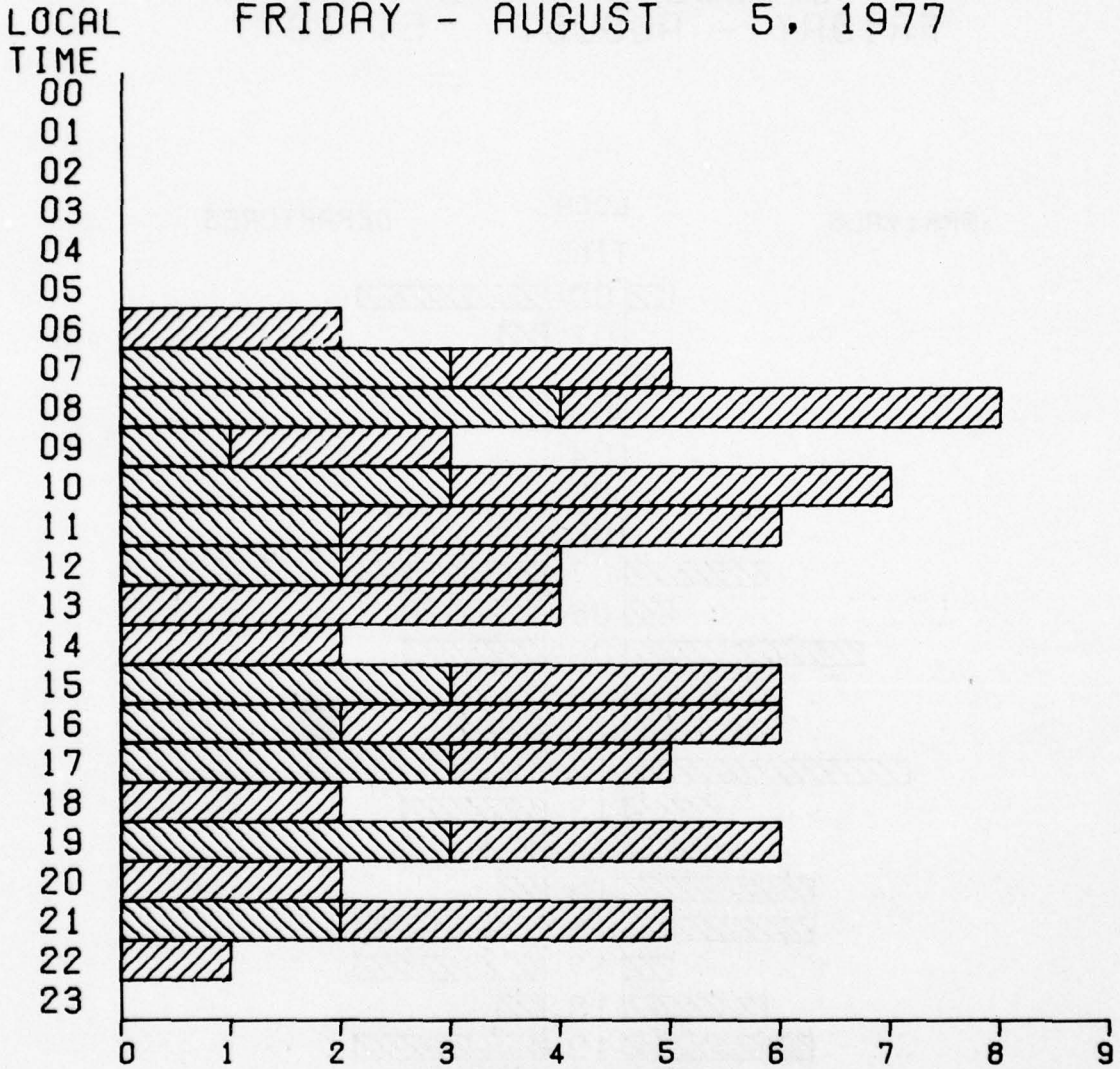
OPERATIONS

- DOMESTIC TRUNK PAX
 INTERNATIONAL PAX
- LOCAL SERVICE PAX
 AIR TAXI
- CARGO

LOS ANGELES, CALIF.
 ONT
 SCHEDULED OPERATIONS
 FRIDAY - AUGUST 5, 1977




LOS ANGELES, CALIF.
 SNA
 SCHEDULED OPERATIONS BY HOUR
 FRIDAY - AUGUST 5, 1977



OPERATIONS

- DOMESTIC TRUNK PAX
 INTERNATIONAL PAX
- LOCAL SERVICE PAX
 AIR TAXI
- CARGO

LOS ANGELES, CALIF.
 SNA
 SCHEDULED OPERATIONS
 FRIDAY - AUGUST 5, 1977



LOS ANGELES, CALIF.

SNA

SCHEDULED OPERATIONS BY HOUR

FRIDAY - AUGUST 5, 1977

HOUR	ARRIVALS						DEPARTURES						TOTAL OPERATIONS					
	DOM PAX	LOC PAX	INT PAX	AIR TAXI	CARGO	TOTAL	DOM PAX	LOC PAX	INT PAX	AIR TAXI	CARGO	TOTAL	DOM PAX	LOC PAX	INT PAX	AIR TAXI	CARGO	TOTAL
00	0	0	0	0	0	0	0	0	0	0	0	0	0	0	0	0	0	0
01	0	0	0	0	0	0	0	0	0	0	0	0	0	0	0	0	0	0
02	0	0	0	0	0	0	0	0	0	0	0	0	0	0	0	0	0	0
03	0	0	0	0	0	0	0	0	0	0	0	0	0	0	0	0	0	0
04	0	0	0	0	0	0	0	0	0	0	0	0	0	0	0	0	0	0
05	0	0	0	0	0	0	0	0	0	0	0	0	0	0	0	0	0	0
06	0	0	0	0	0	0	0	0	0	0	0	0	0	0	0	0	0	0
07	0	0	0	1	0	1	0	0	2	0	2	0	0	3	0	2	0	2
08	0	0	0	2	0	2	0	0	2	0	2	0	0	4	0	4	0	4
09	0	1	0	1	0	2	0	0	0	0	0	0	1	0	0	0	0	1
10	0	1	0	3	0	4	0	0	1	0	1	0	0	3	0	4	0	3
11	0	1	0	1	0	2	0	0	0	0	0	0	0	2	0	2	0	2
12	0	1	0	1	0	2	0	0	1	0	1	0	0	2	0	2	0	2
13	0	0	0	2	0	2	0	0	0	0	0	0	0	2	0	2	0	2
14	0	0	0	1	0	1	0	0	1	0	1	0	0	2	0	2	0	2
15	0	0	0	2	0	2	0	0	0	0	0	0	0	2	0	2	0	2
16	0	1	0	2	0	3	0	0	1	0	1	0	0	3	0	4	0	3
17	0	1	0	1	0	2	0	0	0	0	0	0	0	2	0	2	0	2
18	0	0	0	1	0	1	0	0	1	0	1	0	0	2	0	2	0	2
19	0	0	0	1	0	1	0	0	1	0	1	0	0	2	0	2	0	2
20	0	0	0	1	0	1	0	0	1	0	1	0	0	2	0	2	0	2
21	0	0	0	2	0	2	0	0	1	0	1	0	0	2	0	2	0	2
22	0	0	0	1	0	1	0	0	0	0	0	0	0	1	0	1	0	1
23	0	0	0	0	0	0	0	0	0	0	0	0	0	0	0	0	0	0
TOTAL	0	14	0	23	0	37	0	14	0	23	0	37	0	28	0	46	0	74
DAY																		

PEAK OPERATIONS PER HOUR : 8
 PEAK AS PERCENT OF TOTAL : 10.8%
 PEAK HOUR(S) OF OPERATION: 08

LOUISVILLE, KY.

SDP

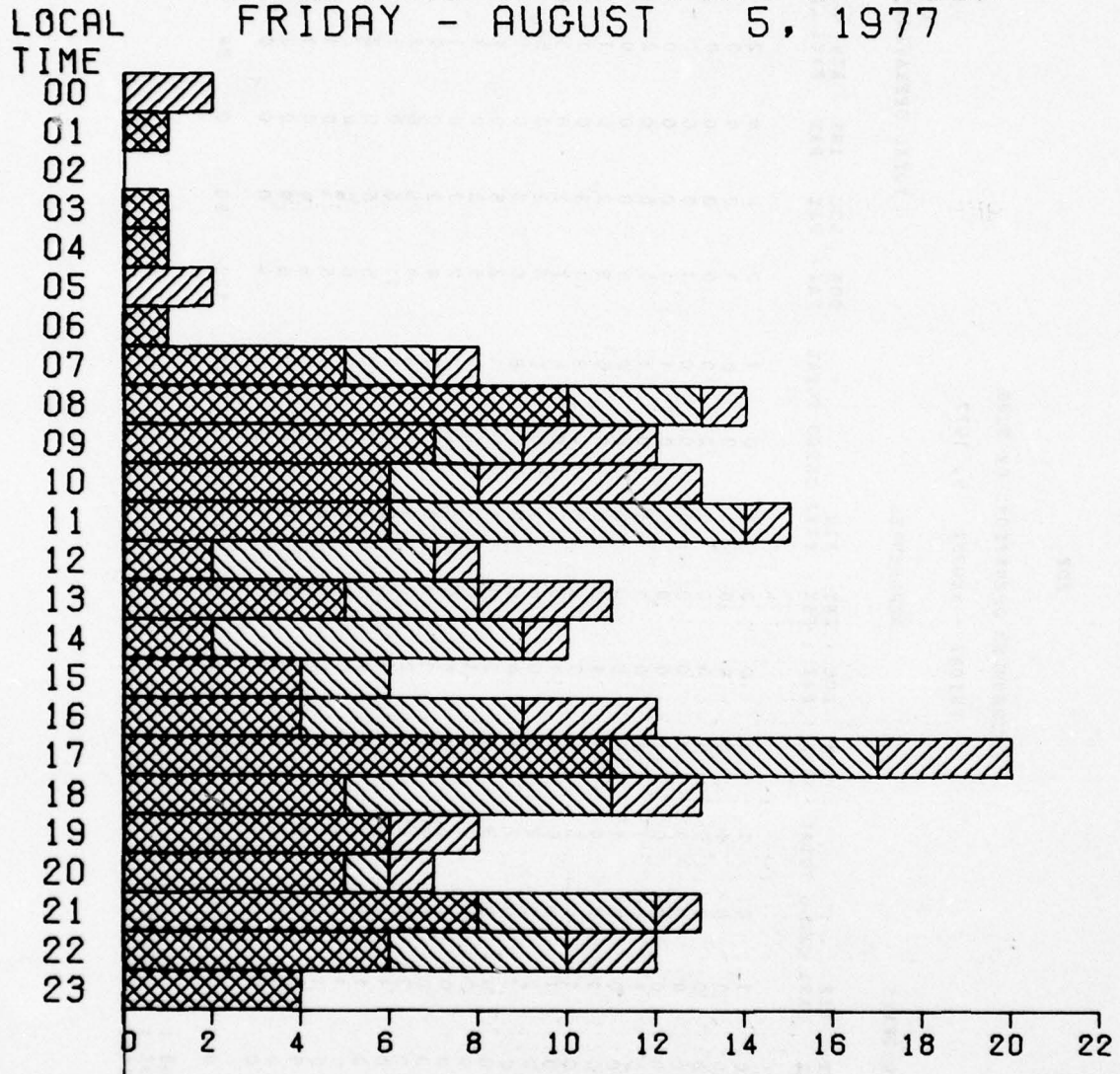
SCHEDULED OPERATIONS BY HOUR

FRIDAY - AUGUST 5, 1977

HOUR	ARRIVALS			DEPARTURES			TOTAL OPERATIONS		
	DOM PAX	LOC PAX	TOTAL	DOM PAX	LOC PAX	TOTAL	DOM PAX	LOC PAX	TOTAL
01	0	0	0	0	0	0	0	0	0
02	0	0	0	0	0	0	0	0	0
03	0	0	0	0	0	0	0	0	0
04	0	0	0	0	0	0	0	0	0
05	0	0	0	0	0	0	0	0	0
06	0	0	0	0	0	0	0	0	0
07	0	0	0	0	0	0	0	0	0
08	0	0	0	0	0	0	0	0	0
09	0	0	0	0	0	0	0	0	0
10	0	0	0	0	0	0	0	0	0
11	0	0	0	0	0	0	0	0	0
12	0	0	0	0	0	0	0	0	0
13	0	0	0	0	0	0	0	0	0
14	0	0	0	0	0	0	0	0	0
15	0	0	0	0	0	0	0	0	0
16	0	0	0	0	0	0	0	0	0
17	0	0	0	0	0	0	0	0	0
18	0	0	0	0	0	0	0	0	0
19	0	0	0	0	0	0	0	0	0
20	0	0	0	0	0	0	0	0	0
21	0	0	0	0	0	0	0	0	0
22	0	0	0	0	0	0	0	0	0
23	0	0	0	0	0	0	0	0	0
TOTAL	50	30	80	50	30	80	100	60	160

PEAK OPERATIONS PER HOUR : 20
 PEAK AS PERCENT OF TOTAL : 10.3%
 PEAK HOUR(S) OF OPERATION: 17


LOUISVILLE, KY.
SDF
SCHEDULED OPERATIONS BY HOUR
FRIDAY - AUGUST 5, 1977



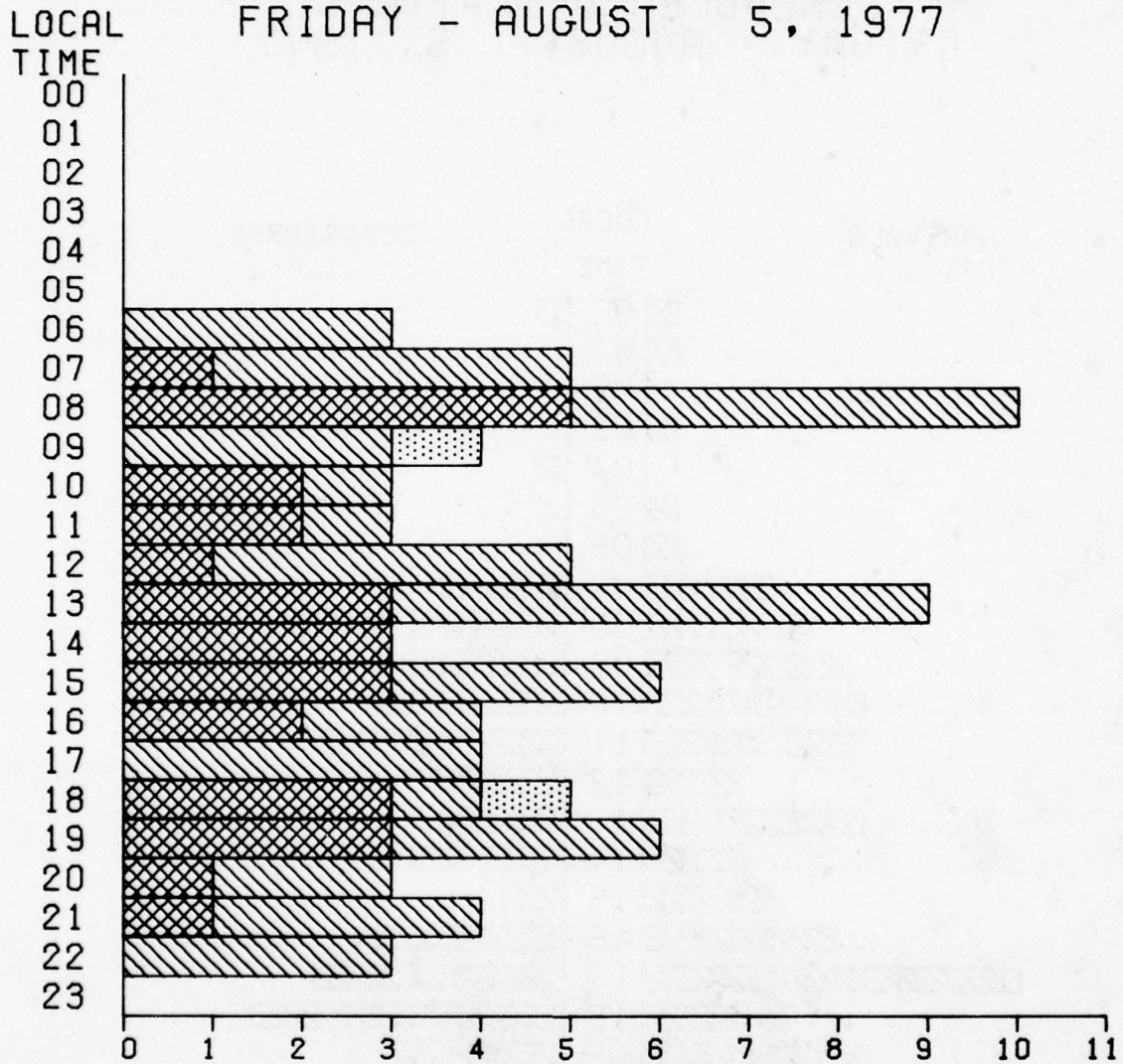
OPERATIONS

- DOMESTIC TRUNK PAX
- INTERNATIONAL PAX
- LOCAL SERVICE PAX
- AIR TAXI
- CARGO

LOUISVILLE, KY.
SDF
SCHEDULED OPERATIONS
FRIDAY - AUGUST 5, 1977



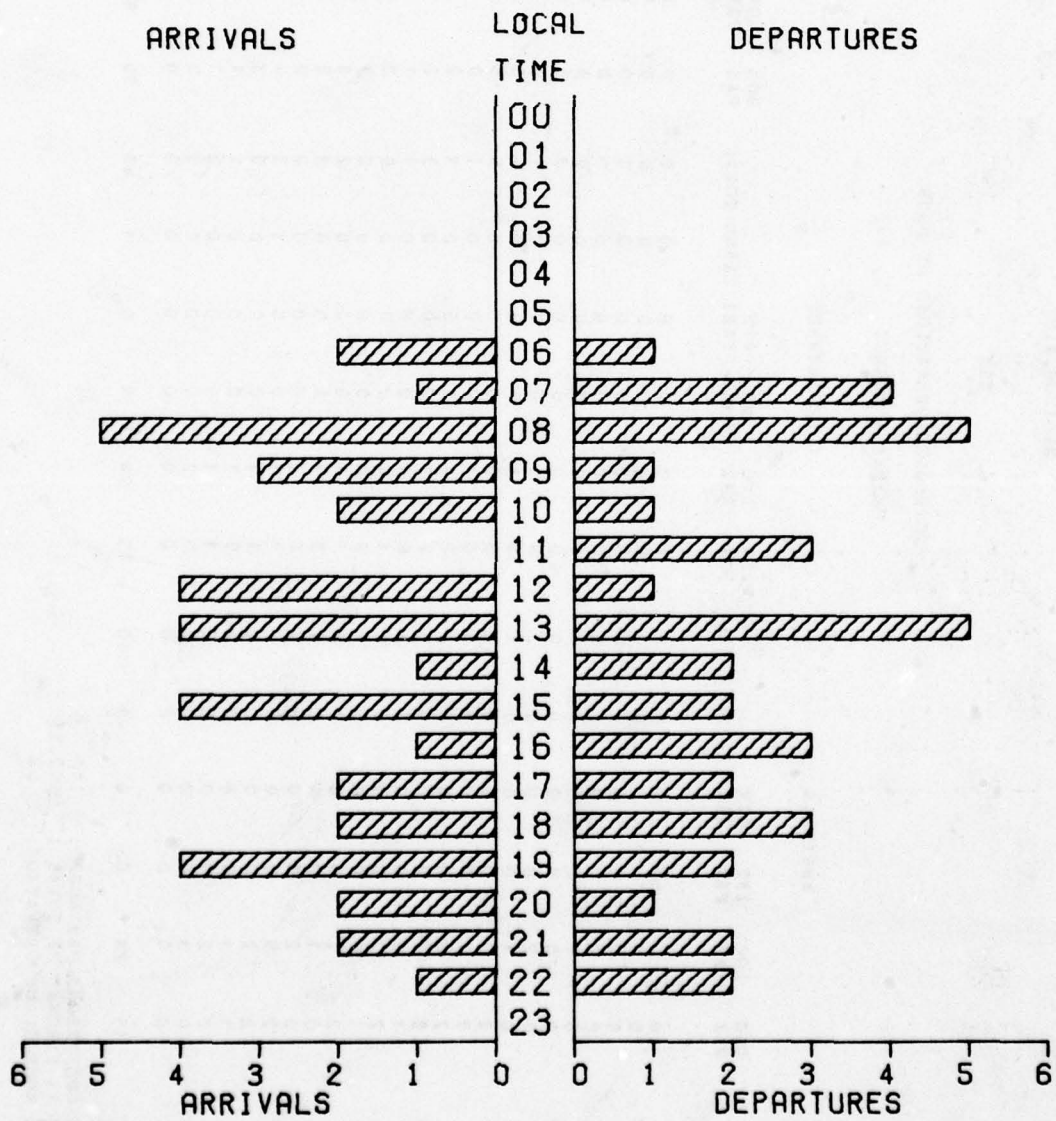
MADISON, WISC.
 MSN
 SCHEDULED OPERATIONS BY HOUR
 FRIDAY - AUGUST 5, 1977



OPERATIONS

-
- DOMESTIC TRUNK PAX
 INTERNATIONAL PAX
- LOCAL SERVICE PAX
 AIR TAXI
- CARGO

MADISON, WISC.
 MSN
 SCHEDULED OPERATIONS
 FRIDAY - AUGUST 5, 1977



MADISON, WISC.

MSM

SCHEDULED OPERATIONS BY HOUR
FRIDAY - AUGUST 5, 1977

HOUR	ARRIVALS			DEPARTURES			TOTAL OPERATIONS							
	DOM PAX	LOC PAX	INT PAX	DOM PAX	LOC PAX	INT PAX	DOM PAX	LOC PAX	INT PAX	AIR TAXI	AIR TAXI	CARGO	CARGO	TOTAL
00	0	0	0	0	0	0	0	0	0	0	0	0	0	0
01	0	0	0	0	0	0	0	0	0	0	0	0	0	0
02	0	0	0	0	0	0	0	0	0	0	0	0	0	0
03	0	0	0	0	0	0	0	0	0	0	0	0	0	0
04	0	0	0	0	0	0	0	0	0	0	0	0	0	0
05	0	0	0	0	0	0	0	0	0	0	0	0	0	0
06	0	2	0	0	1	0	0	0	1	0	0	0	0	3
07	0	1	0	0	3	0	0	0	4	1	0	0	0	5
08	2	3	0	0	2	0	0	0	5	5	0	0	0	10
09	0	2	0	0	1	0	0	0	1	0	0	0	0	1
10	2	0	0	0	1	0	0	0	1	0	0	0	0	1
11	0	0	0	0	1	0	0	0	1	0	0	0	0	1
12	1	3	0	0	1	0	0	0	3	1	0	0	0	3
13	2	2	0	0	1	0	0	0	1	0	0	0	0	1
14	1	0	0	0	4	0	0	0	5	3	0	0	0	5
15	2	2	0	0	1	0	0	0	2	3	0	0	0	3
16	0	1	0	0	1	0	0	0	2	3	0	0	0	2
17	0	2	0	0	1	0	0	0	3	2	0	0	0	2
18	2	0	0	0	1	0	0	0	1	0	0	0	0	1
19	2	2	0	0	1	0	0	0	2	3	0	0	0	2
20	1	1	0	0	1	0	0	0	1	1	0	0	0	1
21	0	2	0	0	1	0	0	0	2	1	0	0	0	2
22	0	1	0	0	2	0	0	0	2	0	0	0	0	2
23	0	0	0	0	0	0	0	0	0	0	0	0	0	0
TOTAL	15	24	0	0	15	24	0	0	40	1	40	1	40	80
DAY														

PEAK OPERATIONS PER HOUR : 10
PEAK AS PERCENT OF TOTAL : 12.5%
PEAK HOUR(S) OF OPERATION: 08

MEMPHIS, TENN.

MEM

SCHEDULED OPERATIONS BY HOUR

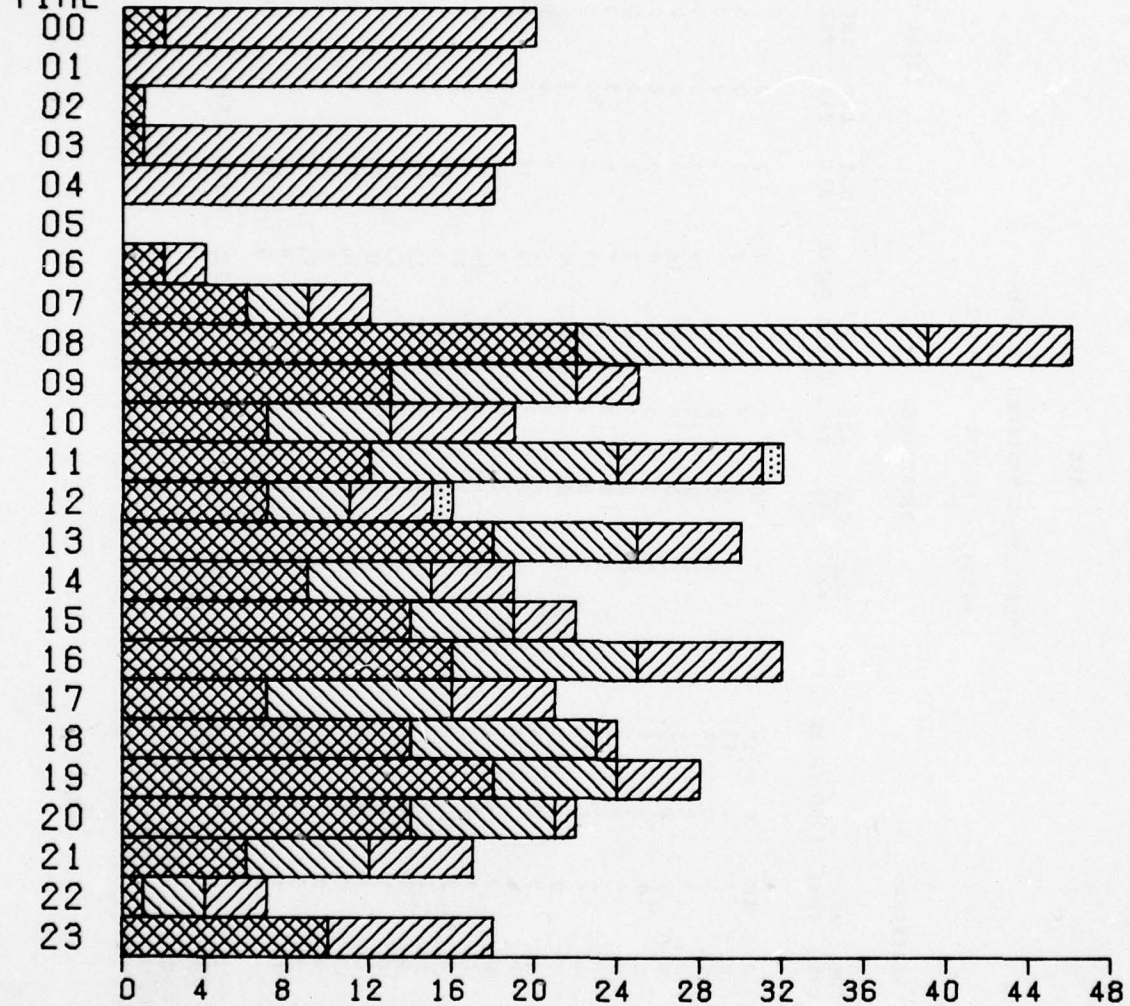
FRIDAY - AUGUST 5, 1977

HOUR	ARRIVALS				DEPARTURES				TOTAL OPERATIONS					
	DOM PAX	LOC PAX	INT PAX	AIR TAXI CARGO TOTAL	DOM PAX	LOC PAX	INT PAX	AIR TAXI CARGO TOTAL	DOM PAX	LOC PAX	INT PAX	AIR TAXI CARGO TOTAL		
00	1	0	0	18	1	0	0	0	2	0	0	18	0	20
01	0	0	0	17	0	0	0	2	0	0	0	19	0	19
02	1	0	0	0	0	0	0	0	1	0	0	0	0	1
03	0	0	0	0	1	0	0	0	0	0	0	18	0	19
04	0	0	0	0	0	0	0	18	0	0	0	18	0	18
05	0	0	0	0	0	0	0	0	0	0	0	0	0	0
06	1	0	0	1	0	0	0	1	0	0	0	2	0	4
07	3	2	0	2	1	1	0	1	0	0	0	3	0	12
08	14	10	0	5	8	7	0	2	0	17	0	7	0	46
09	2	1	0	2	11	8	0	1	0	20	0	3	0	25
10	4	5	0	5	3	1	0	1	0	5	0	6	0	19
11	6	5	0	6	6	7	0	1	0	14	0	7	1	32
12	4	2	0	2	3	2	0	2	1	8	0	4	1	16
13	9	4	0	1	9	3	0	4	0	16	0	5	0	30
14	4	2	0	2	5	4	0	2	0	11	0	4	0	19
15	11	4	0	2	3	1	0	1	0	5	0	3	0	22
16	5	4	0	1	11	5	0	6	0	22	0	7	0	32
17	2	5	0	1	5	4	0	4	0	13	0	5	0	21
18	10	3	0	1	4	6	0	0	0	10	0	1	0	24
19	7	4	0	1	11	2	0	3	0	16	0	4	0	28
20	9	4	0	0	5	3	0	1	0	9	0	1	0	22
21	1	2	0	3	5	4	0	2	0	11	0	5	0	17
22	0	2	0	1	1	1	0	2	0	4	0	3	0	7
23	6	0	0	5	4	0	0	3	0	7	0	8	0	18
TOTAL DAY	100	59	0	76	100	59	0	75	1	235	0	151	2	471

PEAK OPERATIONS PER HOUR : 46
 PEAK AS PERCENT OF TOTAL : 9.8%
 PEAK HOUR(S) OF OPERATION: 08

MEMPHIS, TENN.
MEM
SCHEDULED OPERATIONS BY HOUR
FRIDAY - AUGUST 5, 1977

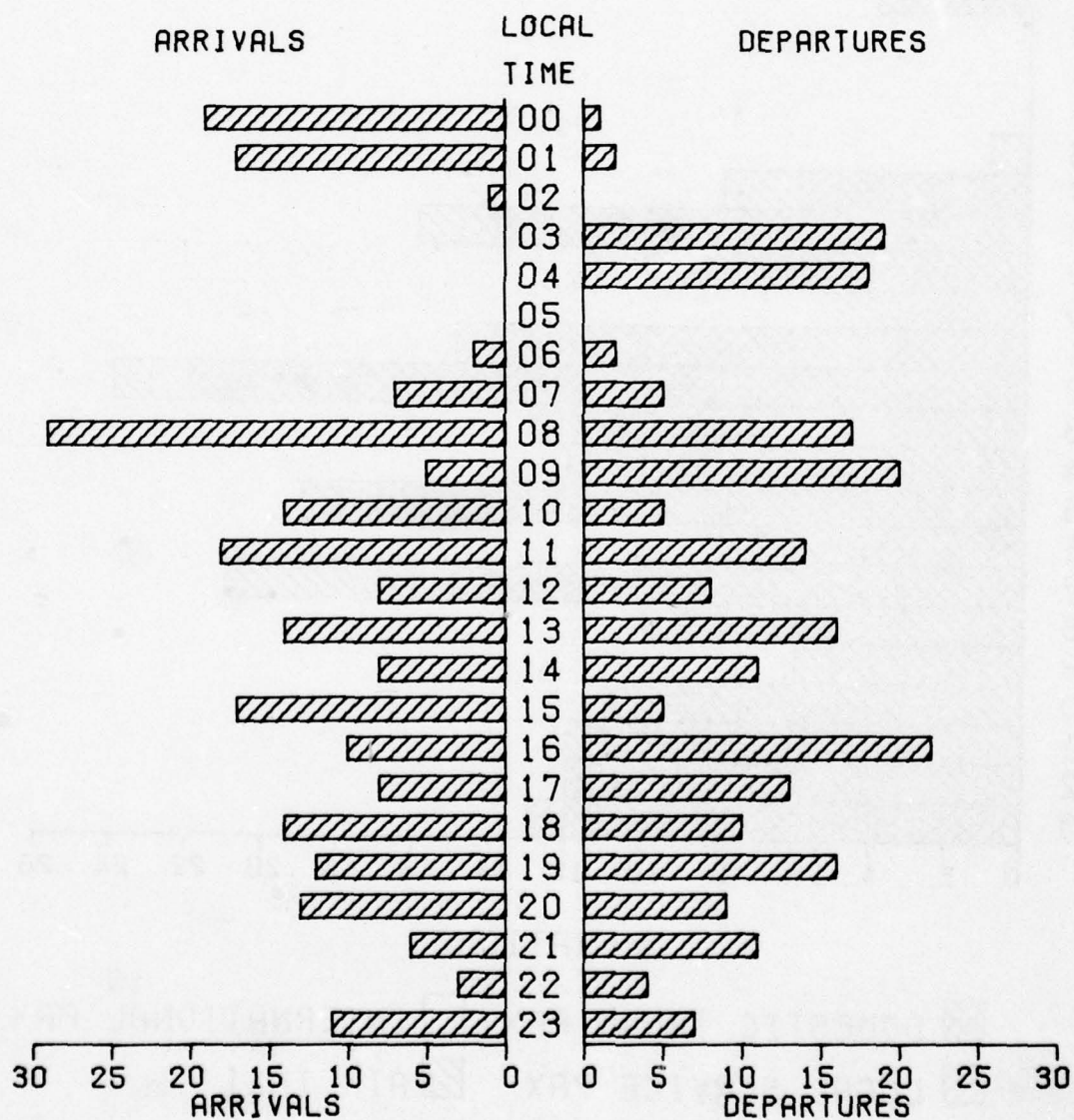
LOCAL
TIME



OPERATIONS

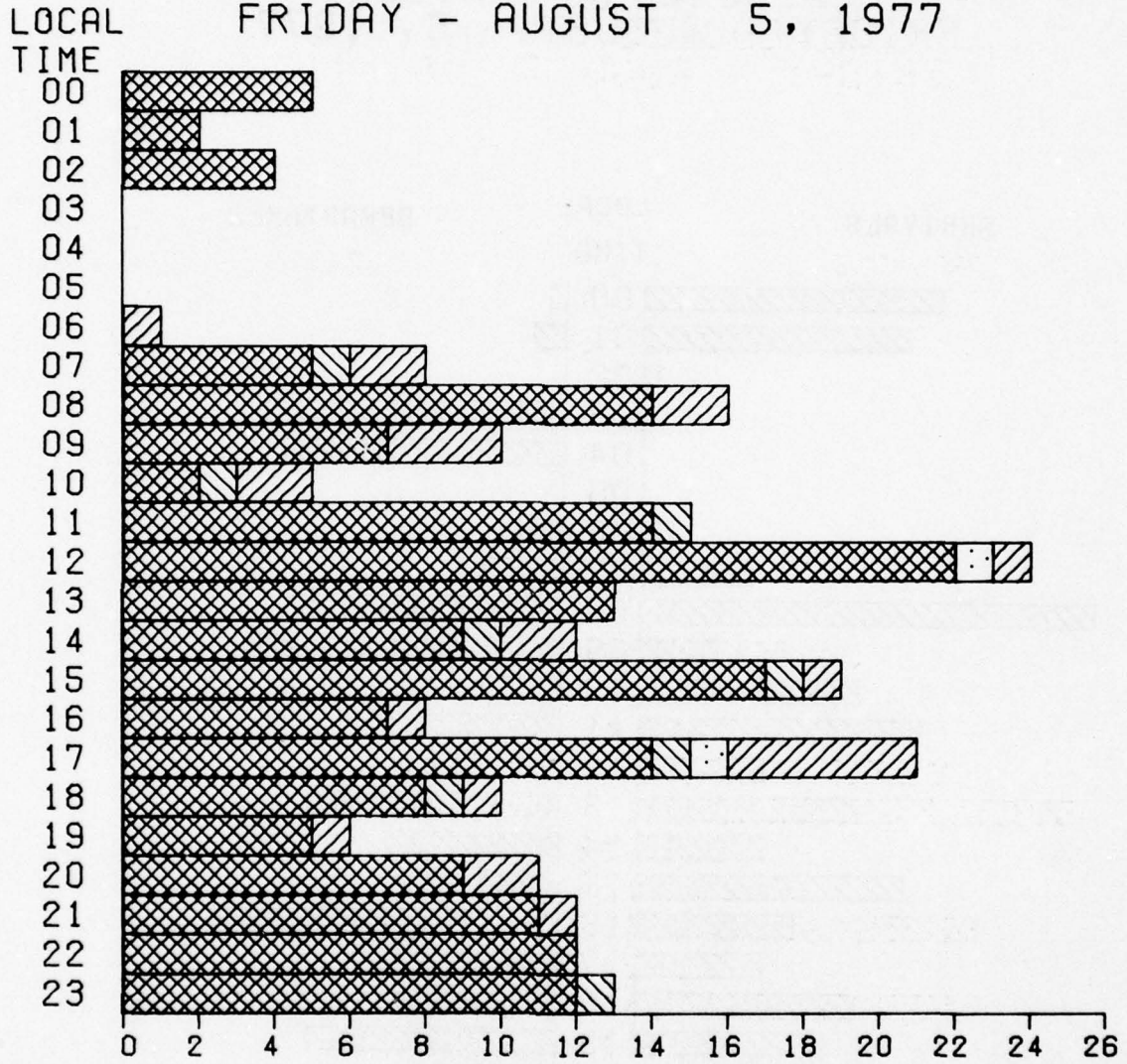
- DOMESTIC TRUNK PAX
 INTERNATIONAL PAX
- LOCAL SERVICE PAX
 AIR TAXI
- CARGO

MEMPHIS, TENN.
MEM
SCHEDULED OPERATIONS
FRIDAY - AUGUST 5, 1977




MIAMI/FT. LAUDERDALE, FLA.

FLL
SCHEDULED OPERATIONS BY HOUR
FRIDAY - AUGUST 5, 1977



DOMESTIC TRUNK PAX
 INTERNATIONAL PAX
 LOCAL SERVICE PAX
 AIR TAXI
 CARGO

MIAMI/FT. LAUDERDALE, FLA.
 FLL
 SCHEDULED OPERATIONS
 FRIDAY - AUGUST 5, 1977



MIAMI/FT. LAUDERDALE, FLA.

FLL

SCHEDULED OPERATIONS BY HOUR

FRIDAY - AUGUST 5, 1977

HOUR	ARRIVALS			DEPARTURES			TOTAL OPERATIONS					
	DOH PAX	LOC PAX	INT PAX	DOH PAX	LOC PAX	INT PAX	DOH PAX	LJC PAX	INT PAX	AIR TAXI PAX	AIR TAXI CARGO	TOTAL
00	4	0	0	1	0	0	0	0	0	0	0	5
01	2	0	0	2	0	0	0	0	0	0	0	2
02	2	0	0	0	0	0	0	0	0	0	0	4
03	0	0	0	0	0	0	0	0	0	0	0	0
04	0	0	0	0	0	0	0	0	0	0	0	0
05	0	0	0	0	0	0	0	0	0	0	0	0
06	0	0	0	0	0	0	0	0	0	0	0	0
07	0	0	0	5	1	0	2	0	0	0	0	1
08	7	0	0	7	0	0	0	0	0	0	0	8
09	0	0	0	7	0	0	0	0	0	0	0	16
10	1	1	0	1	0	0	2	0	0	0	0	10
11	10	0	0	4	1	0	0	0	0	0	0	5
12	13	0	0	9	0	1	0	0	0	0	0	15
13	3	0	0	10	0	0	0	0	0	0	0	24
14	4	1	0	5	0	0	0	0	0	0	0	13
15	10	0	0	7	1	0	0	0	0	0	0	12
16	3	0	0	11	0	0	0	0	0	0	0	19
17	5	1	1	4	0	0	0	0	0	0	0	8
18	2	0	0	9	0	0	0	0	0	0	0	21
19	4	0	0	6	1	0	0	0	0	0	0	10
20	7	0	0	1	0	0	0	0	0	0	0	6
21	8	0	0	2	0	0	0	0	0	0	0	11
22	2	0	0	3	0	0	0	0	0	0	0	12
23	10	1	0	10	0	0	0	0	0	0	0	12
TOTAL DAY	97	4	1	95	4	1	13	0	113	8	2	227

PEAK OPERATIONS PER HOUR : 24
 PEAK AS PERCENT OF TOTAL : 10.6%
 PEAK HOUR(S) OF OPERATION: 12

MIAMI/FT. LAUDERDALE, FLA.

MIA

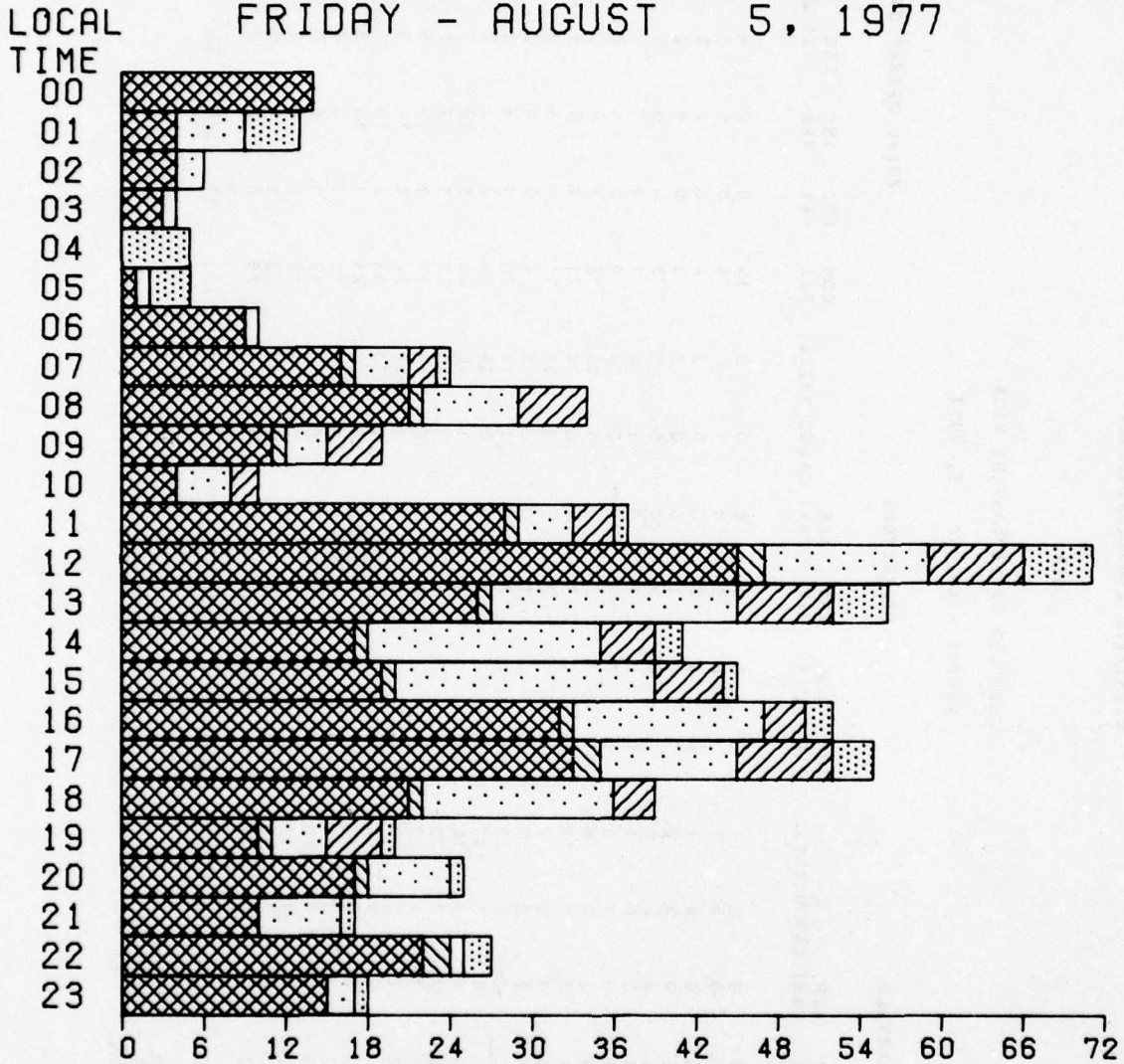
SCHEDULED OPERATIONS BY HOUR

FRIDAY - AUGUST 5, 1977

HOUR	ARRIVALS			DEPARTURES			TOTAL OPERATIONS						
	DOH PAX	LOC PAX	INT PAX	DOH PAX	LOC PAX	INT PAX	DOH PAX	LOC PAX	INT PAX	AIR TAXI	AIR TAXI	CARGO	TOTAL
00	14	0	0	0	0	0	0	0	0	0	0	0	14
01	2	0	0	0	0	3	0	0	0	0	0	0	13
02	4	0	0	0	0	2	0	0	0	0	0	0	6
03	2	0	0	0	0	1	0	0	0	0	0	0	4
04	0	0	0	0	0	0	0	0	0	0	0	0	5
05	1	0	0	0	0	0	0	0	0	0	0	0	5
06	3	0	0	0	0	1	0	0	0	0	0	0	10
07	4	0	0	0	0	2	0	0	0	0	0	0	24
08	4	1	0	0	0	3	0	0	0	0	0	0	34
09	0	0	0	0	0	2	0	0	0	0	0	0	19
10	2	0	0	0	0	1	0	0	0	0	0	0	10
11	22	1	0	0	0	2	0	0	0	0	0	0	37
12	25	1	0	0	0	6	0	0	0	0	0	0	71
13	6	1	0	0	0	13	0	0	0	0	0	0	56
14	10	0	0	0	0	7	0	0	0	0	0	0	41
15	13	1	0	0	0	9	0	0	0	0	0	0	45
16	15	0	0	0	0	10	0	0	0	0	0	0	52
17	12	1	0	0	0	4	0	0	0	0	0	0	55
18	3	0	0	0	0	8	0	0	0	0	0	0	39
19	6	1	0	0	0	2	0	0	0	0	0	0	20
20	14	0	0	0	0	3	0	0	0	0	0	0	25
21	8	0	0	0	0	4	0	0	0	0	0	0	17
22	7	2	0	0	0	1	0	0	0	0	0	0	27
23	15	0	0	0	0	0	0	0	0	0	0	0	18
TOTAL DAY	192	9	78	28	18	325	190	8	77	28	19	322	647

PEAK OPERATIONS PER HOUR : 71
 PEAK AS PERCENT OF TOTAL : 11.0%
 PEAK HOUR(S) OF OPERATION: 12

MIAMI/FT. LAUDERDALE, FLA.
 MIA
 SCHEDULED OPERATIONS BY HOUR
 FRIDAY - AUGUST 5, 1977



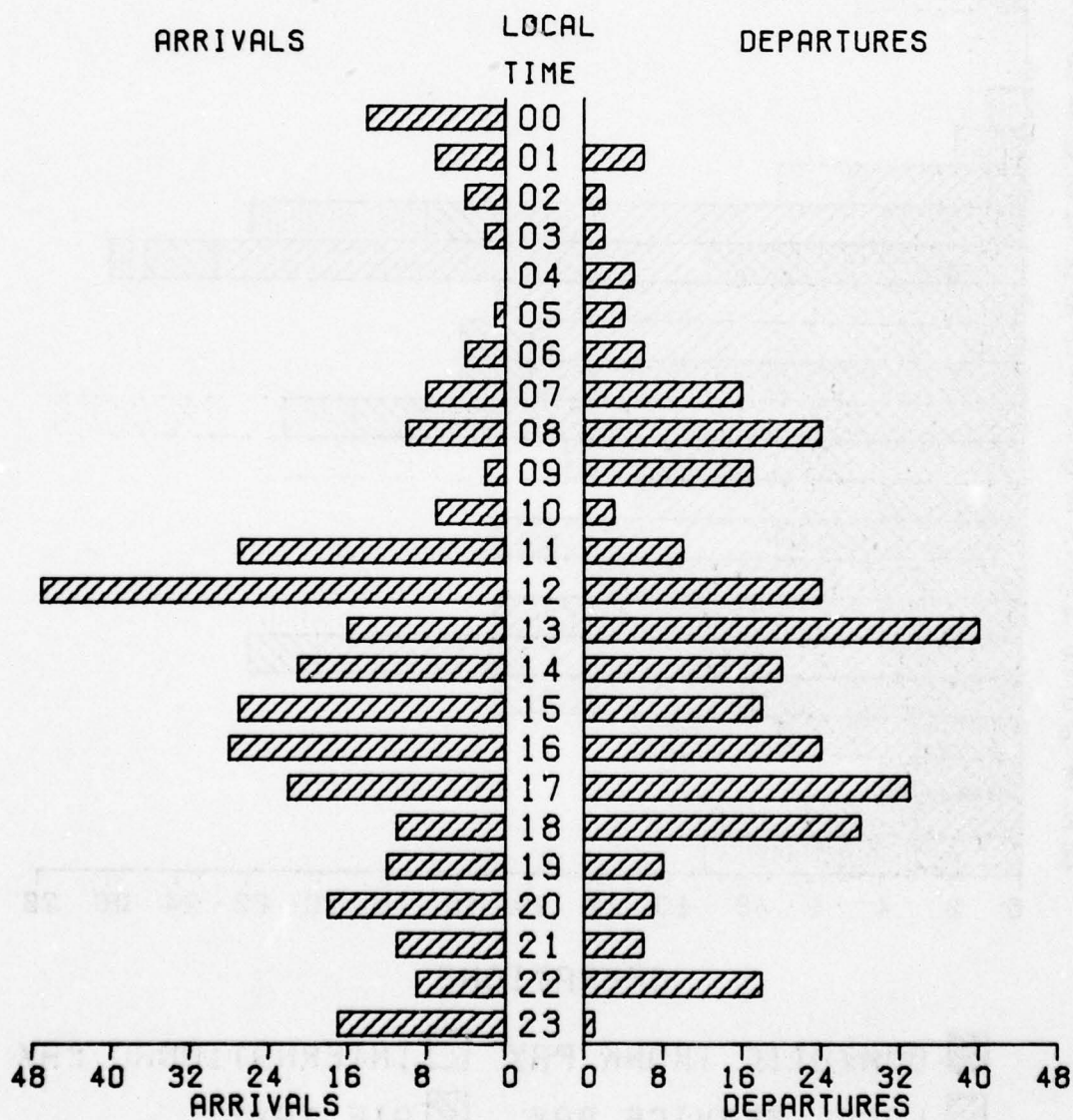
OPERATIONS

- DOMESTIC TRUNK PAX

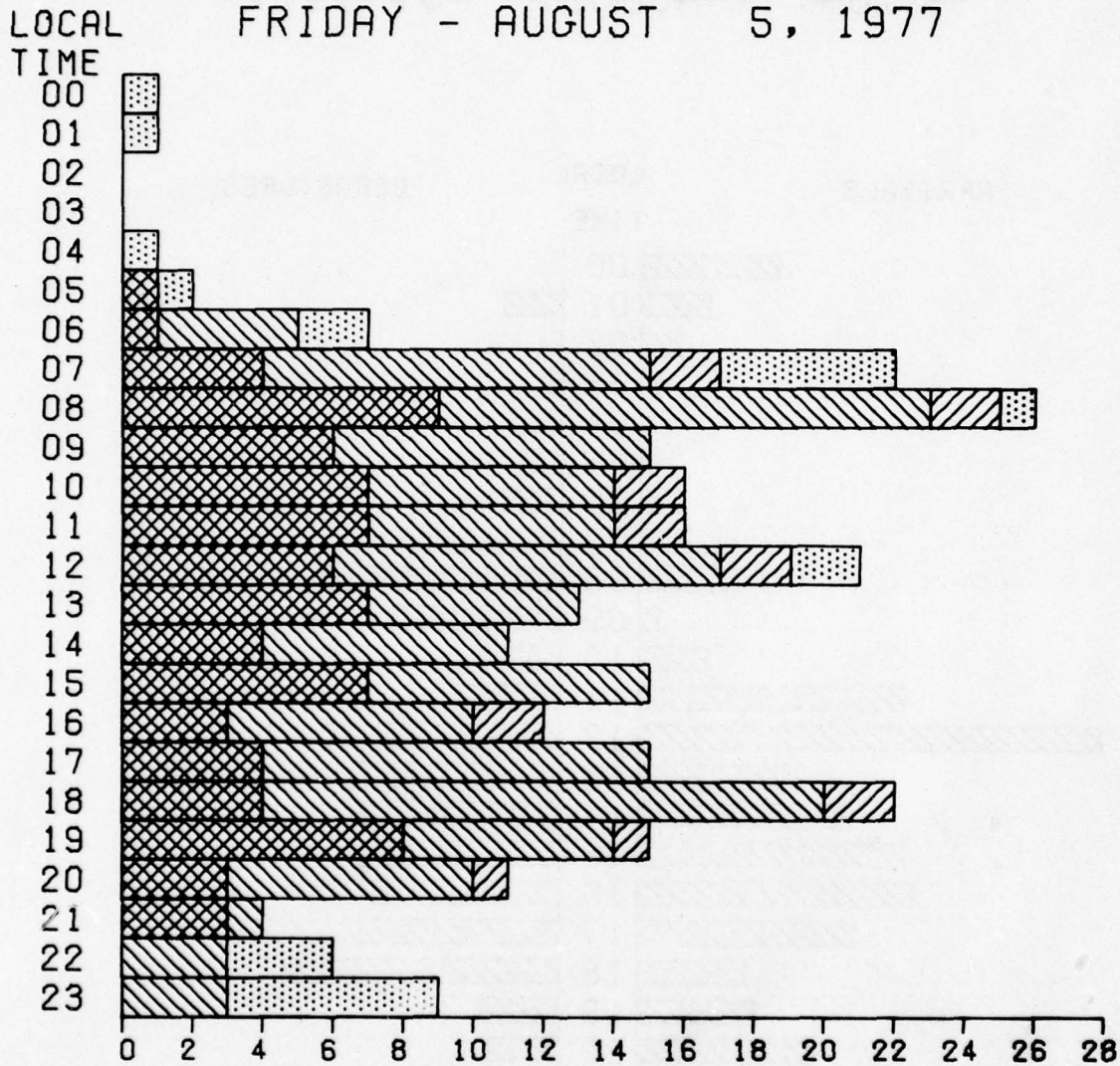
 INTERNATIONAL PAX
- LOCAL SERVICE PAX

 AIR TAXI
- CARGO

MIAMI/FT. LAUDERDALE, FLA.
 MIA
 SCHEDULED OPERATIONS
 FRIDAY - AUGUST 5, 1977



MILWAUKEE, WISC.
 MKE
 SCHEDULED OPERATIONS BY HOUR
 FRIDAY - AUGUST 5, 1977



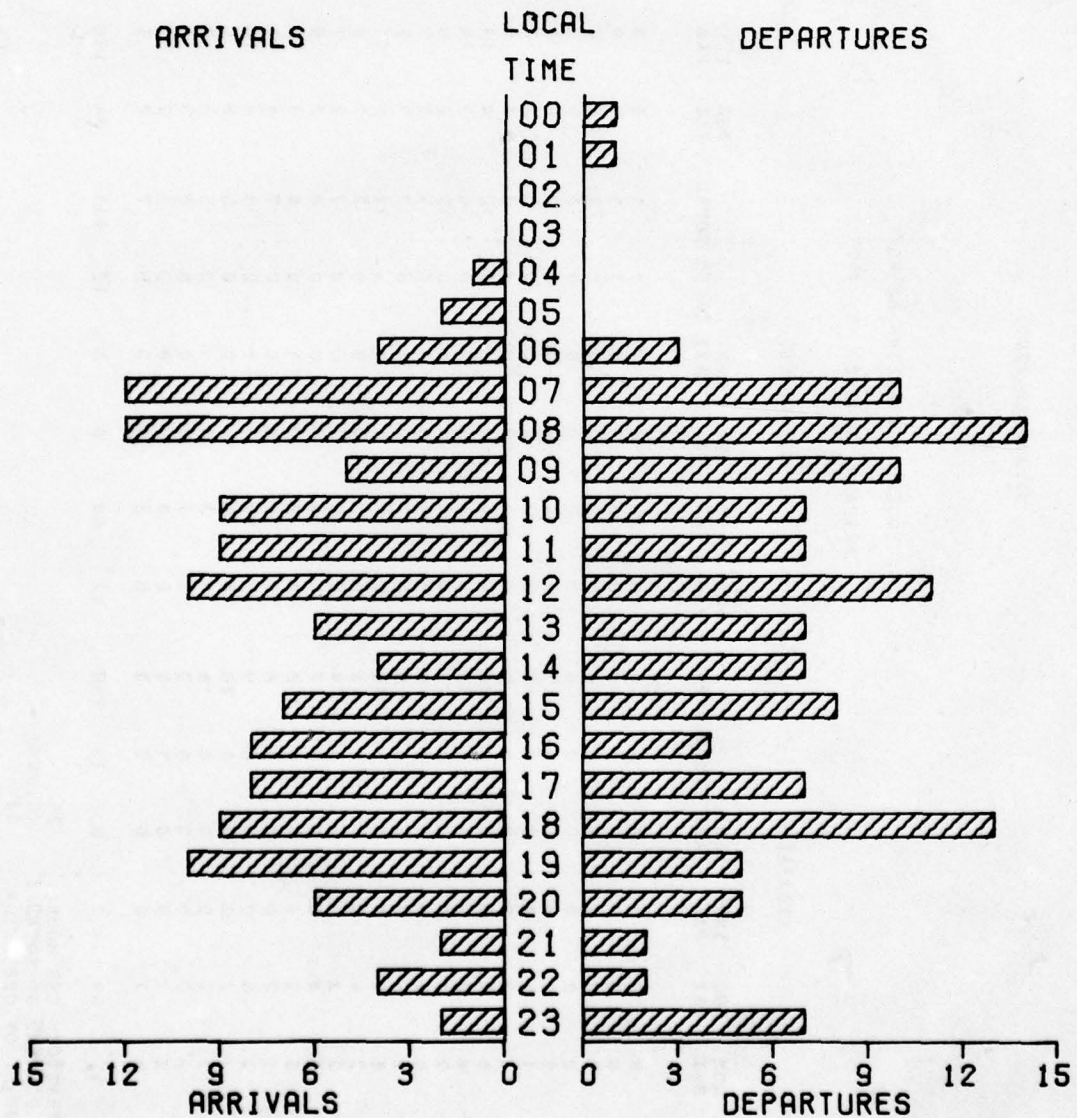
OPERATIONS

- DOMESTIC TRUNK PAX

 INTERNATIONAL PAX
- LOCAL SERVICE PAX

 AIR TAXI
- CARGO

MILWAUKEE, WISC.
 MKE
 SCHEDULED OPERATIONS
 FRIDAY - AUGUST 5, 1977



MILWAUKEE, WISC.

HKE

SCHEDULED OPERATIONS BY HOUR

FRIDAY - AUGUST 5, 1977

HOUR	ARRIVALS			DEPARTURES			TOTAL OPERATIONS						
	DOM PAX	LOC PAX	INT PAX	DOM PAX	LOC PAX	INT PAX	DOM PAX	LOC PAX	INT PAX	AIR TAXI	AIR TAXI	CARGO	TOTAL
00	0	0	0	0	0	0	0	0	0	0	0	0	1
01	0	0	0	0	0	0	0	0	0	0	0	0	1
02	0	0	0	0	0	0	0	0	0	0	0	0	0
03	0	0	0	0	0	0	0	0	0	0	0	0	0
04	0	0	0	0	0	0	0	0	0	0	0	0	1
05	1	0	0	0	0	0	0	0	0	0	0	0	1
06	1	2	0	0	2	0	0	1	4	0	0	0	2
07	0	7	0	4	4	0	1	1	10	0	0	0	7
08	4	6	0	5	8	0	0	4	14	0	0	0	22
09	2	3	0	4	6	0	0	9	14	0	0	0	26
10	4	4	0	3	3	0	0	7	7	0	0	0	16
11	3	5	0	4	2	0	0	7	7	0	0	0	16
12	2	4	0	2	7	0	0	6	11	0	0	0	21
13	2	4	0	5	2	0	0	7	6	0	0	0	13
14	2	2	0	2	5	0	0	4	7	0	0	0	11
15	3	4	0	4	4	0	0	7	8	0	0	0	15
16	2	5	0	1	2	0	0	4	7	0	0	0	12
17	1	7	0	3	4	0	0	7	11	0	0	0	15
18	2	6	0	2	10	0	0	4	16	0	0	0	22
19	7	2	0	1	4	0	0	5	6	0	0	0	15
20	2	4	0	1	3	0	0	3	7	0	0	0	11
21	2	0	0	1	1	0	0	3	1	0	0	0	4
22	0	3	0	0	0	0	0	0	3	0	0	0	6
23	0	1	0	0	2	0	0	5	3	0	0	0	9
TOTAL	42	69	0	42	69	0	8	12	131	84	138	0	261
DAY													

PEAK OPERATIONS PER HOUR : 26
 PEAK AS PERCENT OF TOTAL : 10.0%
 PEAK HOUR(S) OF OPERATION: 08

MINNEAPOLIS/ST. PAUL, MINN.

HSP

SCHEDULED OPERATIONS BY HOUR
FRIDAY - AUGUST 5, 1977

HOUR	ARRIVALS			DEPARTURES			TOTAL OPERATIONS							
	DOM PAX	LOC PAX	INT PAX	DOM PAX	LOC PAX	INT PAX	DOM PAX	LOC PAX	INT PAX	AIR TAXI	AIR TAXI	CARGO	CARGO	TOTAL
00	2	1	0	1	0	0	3	0	0	0	1	0	0	4
01	1	0	0	0	0	0	2	0	0	0	0	0	0	2
02	0	0	0	0	0	0	1	0	0	0	1	0	0	2
03	0	0	0	0	0	0	0	0	0	0	0	0	0	0
04	0	0	0	0	0	0	0	0	0	0	0	0	0	0
05	2	0	0	0	0	0	3	0	0	0	1	0	0	4
06	4	0	0	4	1	0	4	0	0	0	5	0	0	9
07	0	4	0	4	8	0	11	1	1	1	23	0	4	34
08	5	3	0	13	9	0	13	0	2	0	15	0	7	28
09	6	5	1	13	4	0	14	3	0	0	14	0	5	28
10	7	6	1	14	4	0	17	3	0	0	12	0	6	29
11	6	6	0	12	8	0	12	4	0	0	12	0	0	24
12	5	1	0	9	6	0	7	0	0	0	15	0	1	22
13	6	3	0	4	2	0	9	0	0	0	6	0	0	15
14	8	4	0	9	4	0	14	2	0	0	15	0	4	29
15	8	2	0	8	3	0	10	0	1	0	12	0	0	22
16	17	10	0	10	5	0	30	0	0	0	16	0	1	46
17	9	1	0	16	6	0	13	0	4	0	26	0	7	39
18	9	6	0	10	5	1	16	1	3	0	19	0	4	35
19	7	4	1	4	6	1	13	1	0	0	11	0	1	24
20	5	4	0	4	1	0	9	0	3	0	8	0	3	17
21	6	3	0	0	1	0	10	0	4	0	5	0	2	15
22	9	2	0	5	1	0	11	0	0	0	7	0	0	18
23	3	1	0	0	0	0	4	0	2	0	2	0	0	6
TOTAL DAY	125	66	3	126	66	3	226	4	28	3	227	4	56	453

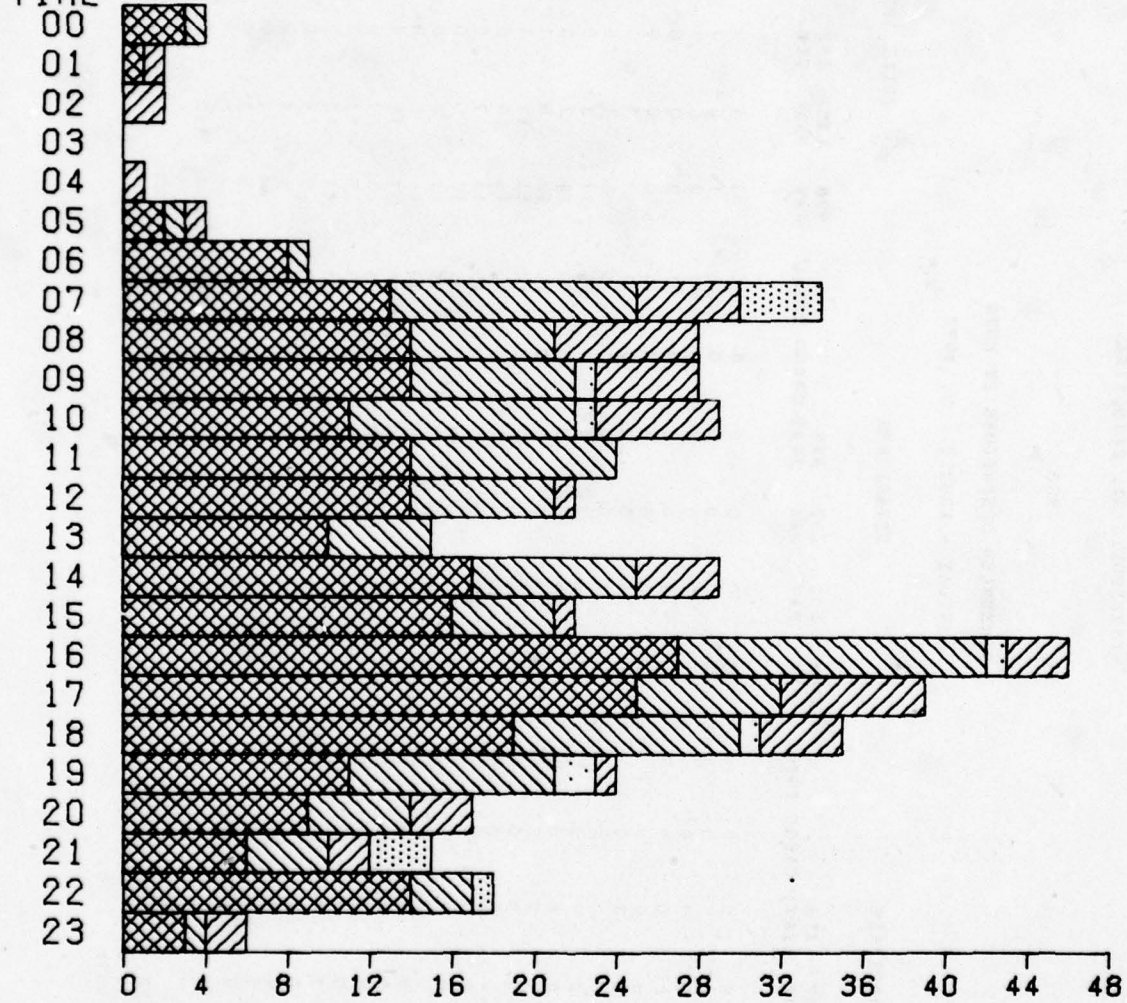
PEAK OPERATIONS PER HOUR : 46
PEAK AS PERCENT OF TOTAL : 10.2%
PEAK HOUR(S) OF OPERATION: 16

MINNEAPOLIS/ST. PAUL, MINN.

MSP

SCHEDULED OPERATIONS BY HOUR
FRIDAY - AUGUST 5, 1977

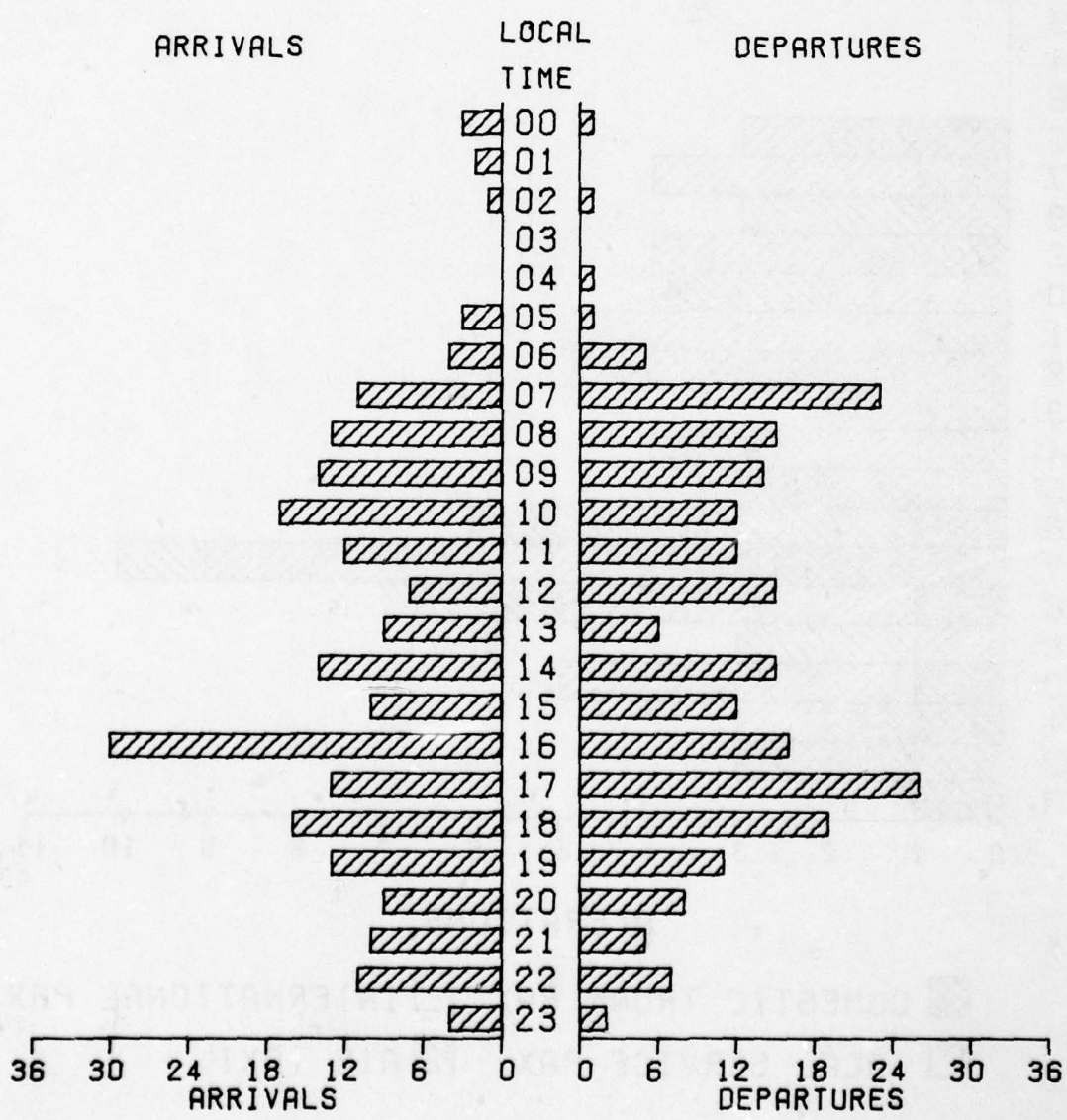
LOCAL
TIME



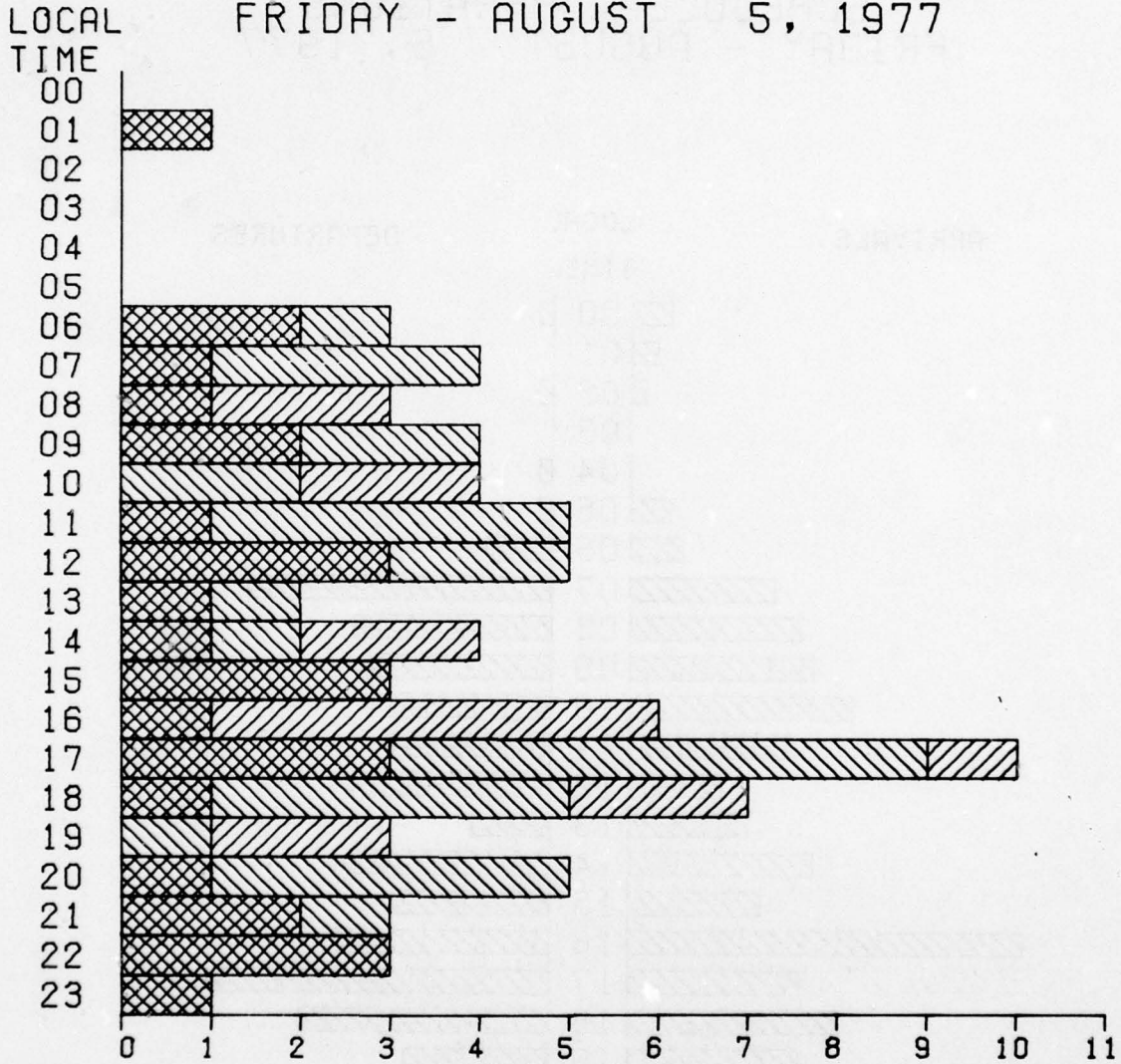
OPERATIONS

- DOMESTIC TRUNK PAX
 INTERNATIONAL PAX
- LOCAL SERVICE PAX
 AIR TAXI
- CARGO

MINNEAPOLIS/ST. PAUL, MINN.
 MSP
 SCHEDULED OPERATIONS
 FRIDAY - AUGUST 5, 1977



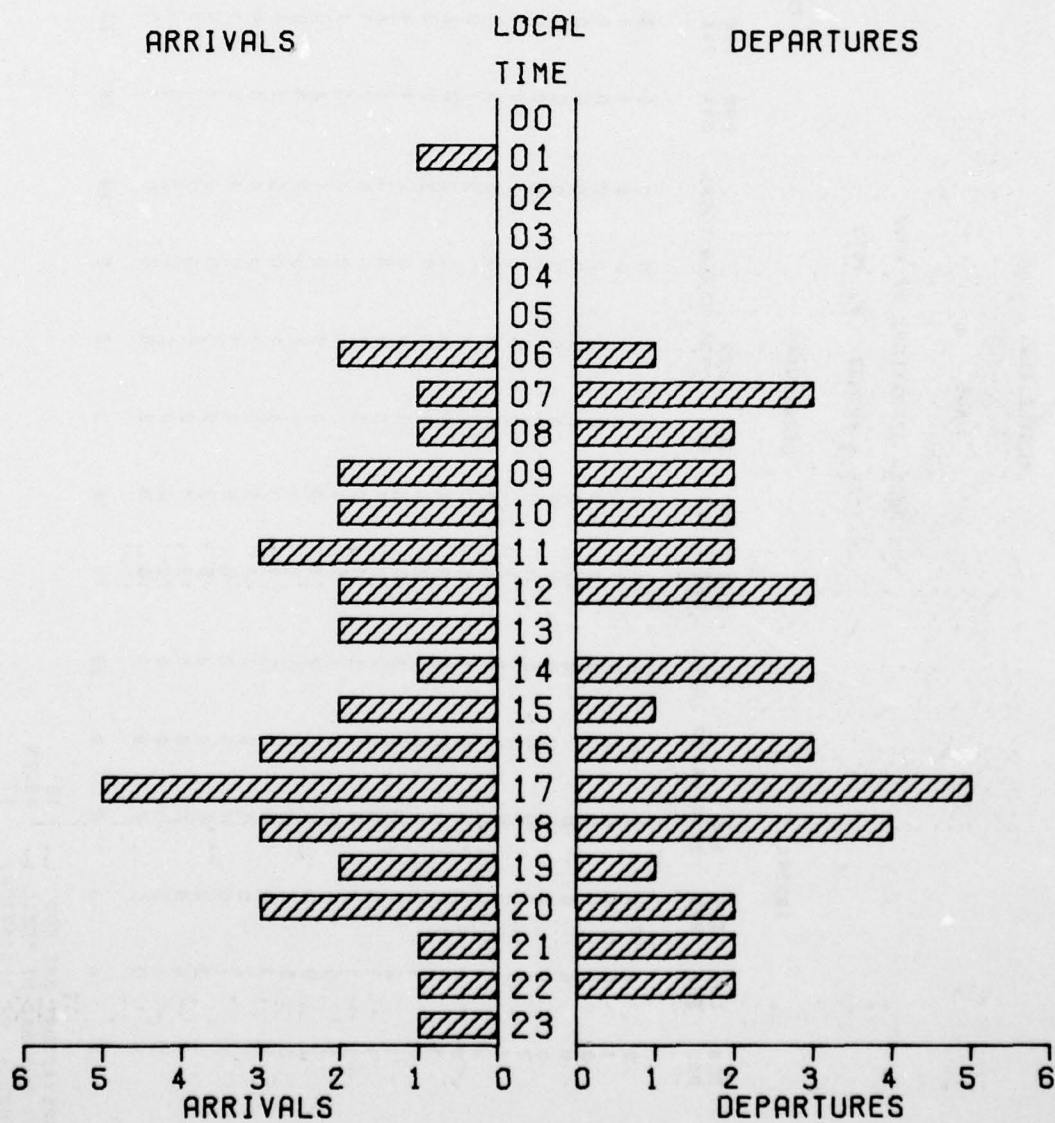
MOBILE, ALA.
 MOB
 SCHEDULED OPERATIONS BY HOUR
 FRIDAY - AUGUST 5, 1977



OPERATIONS

-
- DOMESTIC TRUNK PAX
 INTERNATIONAL PAX
- LOCAL SERVICE PAX
 AIR TAXI
- CARGO

MOBILE, ALA.
 MOB
 SCHEDULED OPERATIONS
 FRIDAY - AUGUST 5, 1977



MOBILE, ALA.

HOB

SCHEDULED OPERATIONS BY HOUR

FRIDAY - AUGUST 5, 1977

HOUR	ARRIVALS			DEPARTURES			TOTAL OPERATIONS						
	DOM PAX	LOC PAX	INT PAX	AIR TAXI	CARGO	TOTAL	DOM PAX	LOC PAX	INT PAX	AIR TAXI	CARGO	TOTAL	
00	0	0	0	0	0	0	0	0	0	0	0	0	0
01	1	0	0	0	0	0	0	0	0	0	0	0	0
02	0	0	0	0	0	0	0	0	0	0	0	0	0
03	0	0	0	0	0	0	0	0	0	0	0	0	0
04	0	0	0	0	0	0	0	0	0	0	0	0	0
05	0	0	0	0	0	0	0	0	0	0	0	0	0
06	1	1	0	0	0	0	1	2	1	0	0	0	3
07	0	1	0	0	0	0	1	2	0	0	0	0	4
08	0	0	0	0	0	0	1	0	0	0	0	0	3
09	1	1	0	0	0	0	1	1	0	0	0	0	4
10	0	1	0	0	0	0	1	1	0	0	0	0	4
11	1	2	0	0	0	0	2	2	0	0	0	0	5
12	1	1	0	0	0	0	2	2	1	0	0	0	5
13	1	1	0	0	0	0	2	0	0	0	0	0	2
14	0	0	0	0	0	0	1	1	0	0	0	0	4
15	2	0	0	0	0	0	2	1	0	0	0	0	3
16	0	0	0	0	0	0	0	0	0	0	0	0	6
17	2	3	0	0	0	0	3	3	0	0	0	0	10
18	0	2	0	0	0	0	2	1	0	0	0	0	7
19	0	1	0	0	0	0	1	0	0	0	0	0	3
20	1	2	0	0	0	0	3	0	0	0	0	0	5
21	1	0	0	0	0	0	1	1	0	0	0	0	3
22	1	0	0	0	0	0	1	2	0	0	0	0	3
23	1	0	0	0	0	0	1	0	0	0	0	0	1
TOTAL DAY	14	16	0	8	0	38	14	16	0	8	0	38	76

PEAK OPERATIONS PER HOUR : 10
 PEAK AS PERCENT OF TOTAL : 13.2%
 PEAK HOUR(S) OF OPERATION: 17

HOLINE, ILL.


MLI

SCHEDULED OPERATIONS BY HOUR
FRIDAY - AUGUST 5, 1977

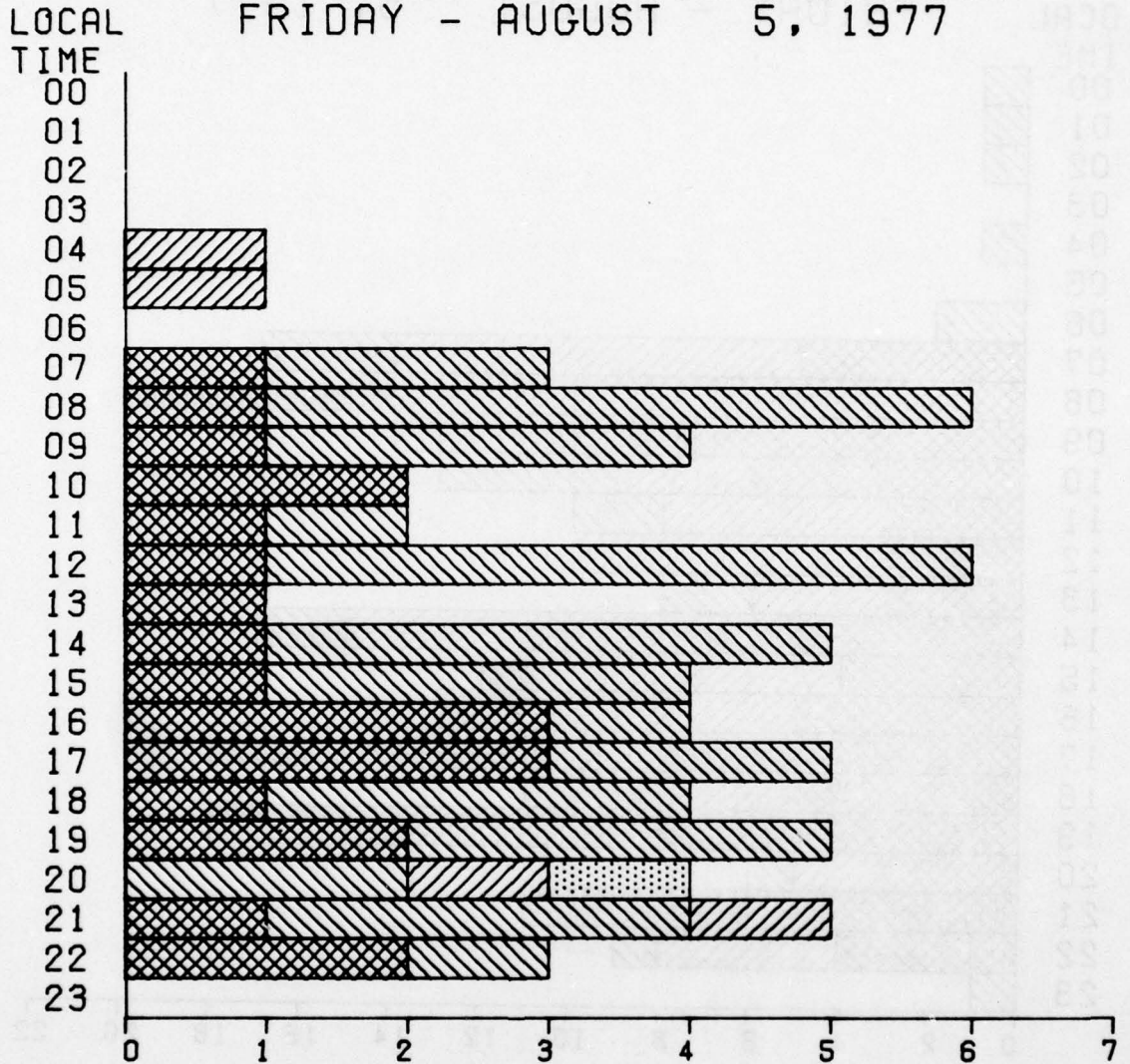
HOUR	ARRIVALS			DEPARTURES			TOTAL OPERATIONS		
	DOM PAX	LOC PAX	TOTAL	DOM PAX	LOC PAX	TOTAL	DOM PAX	LOC PAX	TOTAL
00	0	0	0	0	0	0	0	0	0
01	0	0	0	0	0	0	0	0	0
02	0	0	0	0	0	0	0	0	0
03	0	0	0	0	0	0	0	0	0
04	0	0	0	0	0	0	0	0	0
05	0	0	0	0	0	0	0	0	0
06	0	0	0	0	0	0	0	0	0
07	0	0	0	0	0	0	0	0	0
08	0	0	0	0	0	0	0	0	0
09	0	0	0	0	0	0	0	0	0
10	0	0	0	0	0	0	0	0	0
11	0	0	0	0	0	0	0	0	0
12	0	0	0	0	0	0	0	0	0
13	0	0	0	0	0	0	0	0	0
14	0	0	0	0	0	0	0	0	0
15	0	0	0	0	0	0	0	0	0
16	0	0	0	0	0	0	0	0	0
17	0	0	0	0	0	0	0	0	0
18	0	0	0	0	0	0	0	0	0
19	0	0	0	0	0	0	0	0	0
20	0	0	0	0	0	0	0	0	0
21	0	0	0	0	0	0	0	0	0
22	0	0	0	0	0	0	0	0	0
23	0	0	0	0	0	0	0	0	0
TOTAL	11	19	32	11	19	33	22	38	65
DAY									

PEAK OPERATIONS PER HOUR : 6
 PEAK AS PERCENT OF TOTAL : 9.2%
 PEAK HOUR(S) OF OPERATION: 08 12

MOLINE, ILL.
 MLI
 SCHEDULED OPERATIONS
 FRIDAY - AUGUST 5, 1977



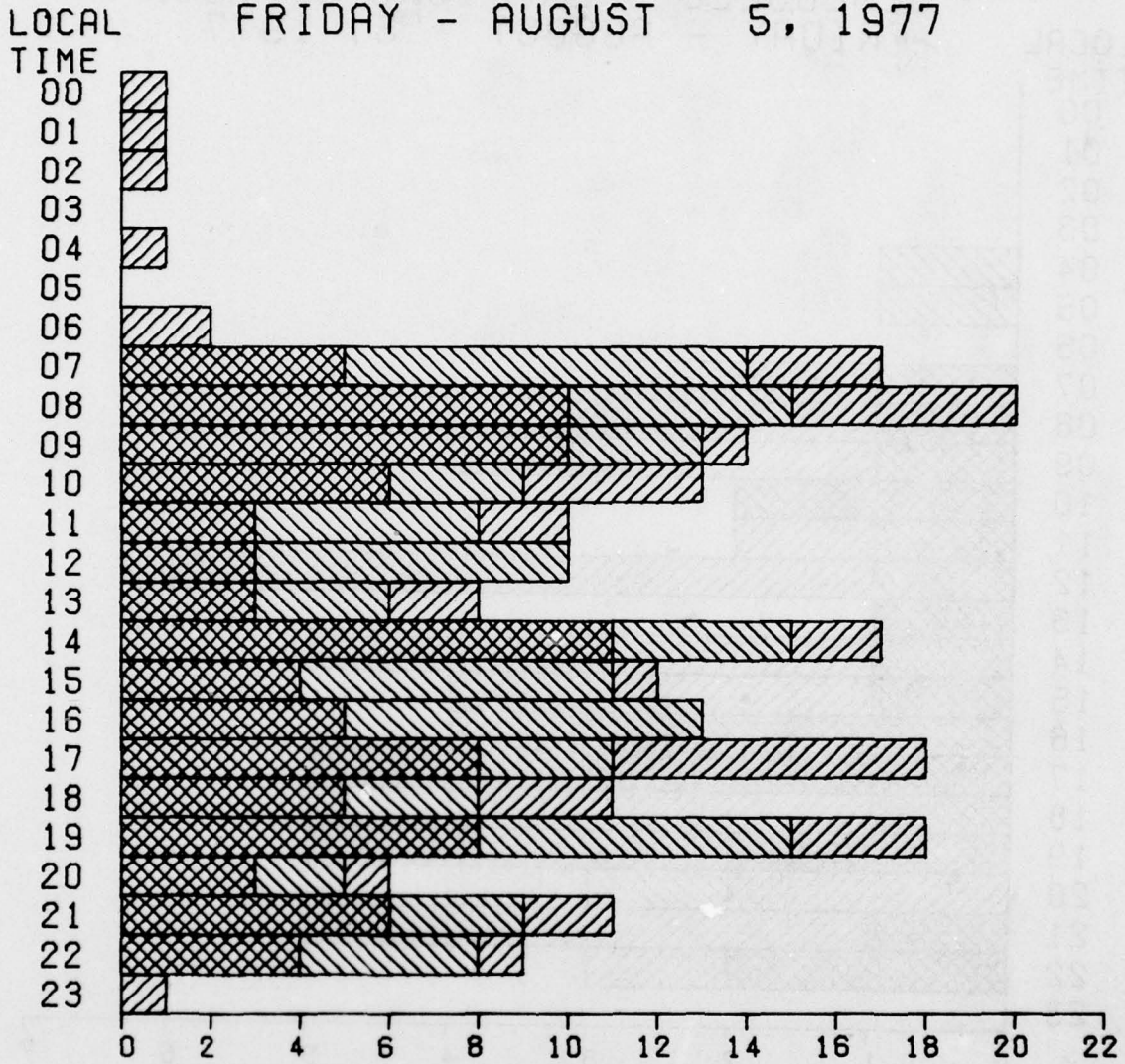
MOLINE, ILL.
 MLI
 SCHEDULED OPERATIONS BY HOUR
 FRIDAY - AUGUST 5, 1977



OPERATIONS

- DOMESTIC TRUNK PAX
 INTERNATIONAL PAX
- LOCAL SERVICE PAX
 AIR TAXI
- CARGO

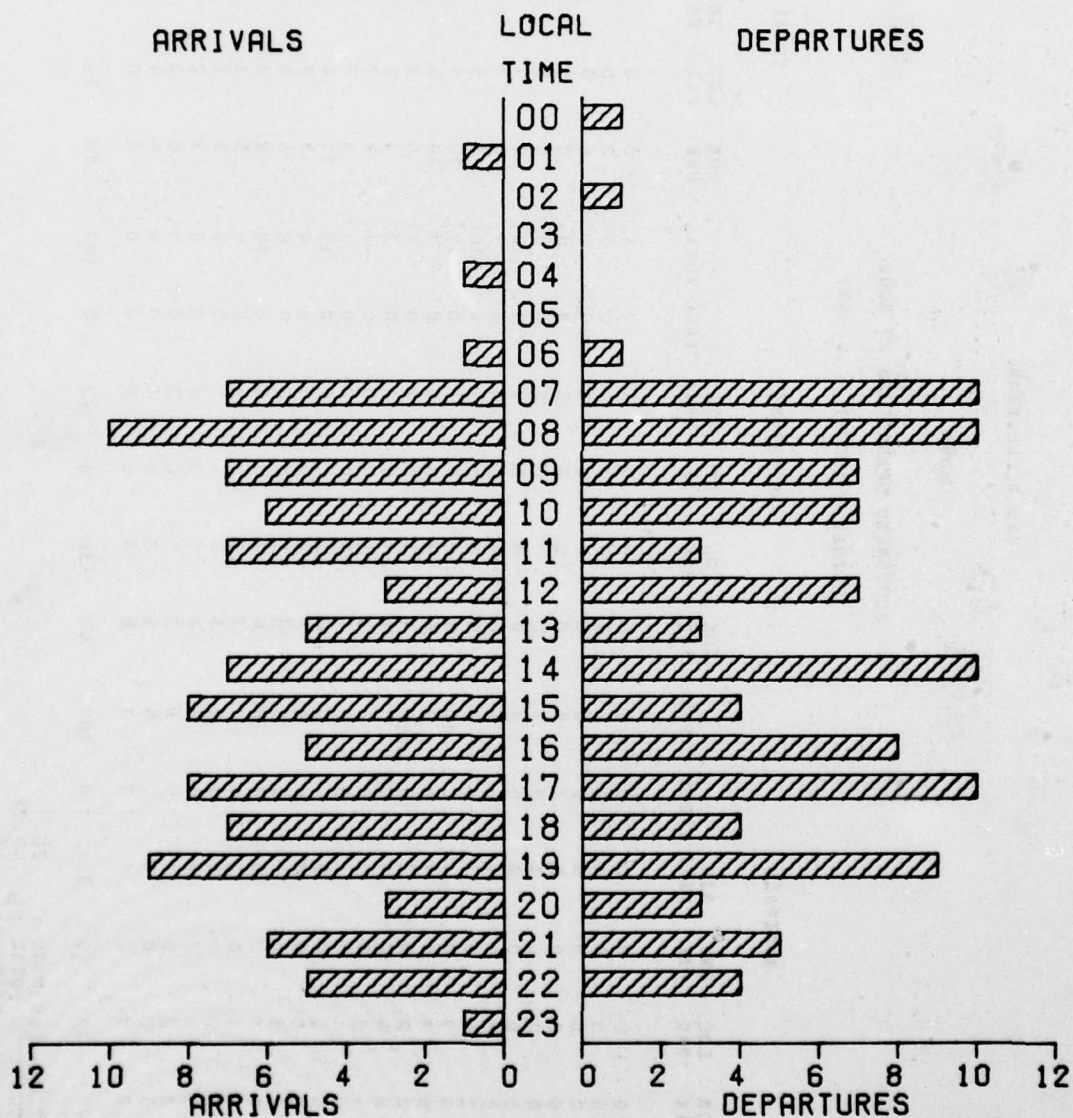
NASHVILLE, TENN.
 BNA
 SCHEDULED OPERATIONS BY HOUR
 FRIDAY - AUGUST 5, 1977



OPERATIONS

-
-
-
-

NASHVILLE, TENN.
 BNA
 SCHEDULED OPERATIONS
 FRIDAY - AUGUST 5, 1977



NEW ORLEANS, LA.

HSY

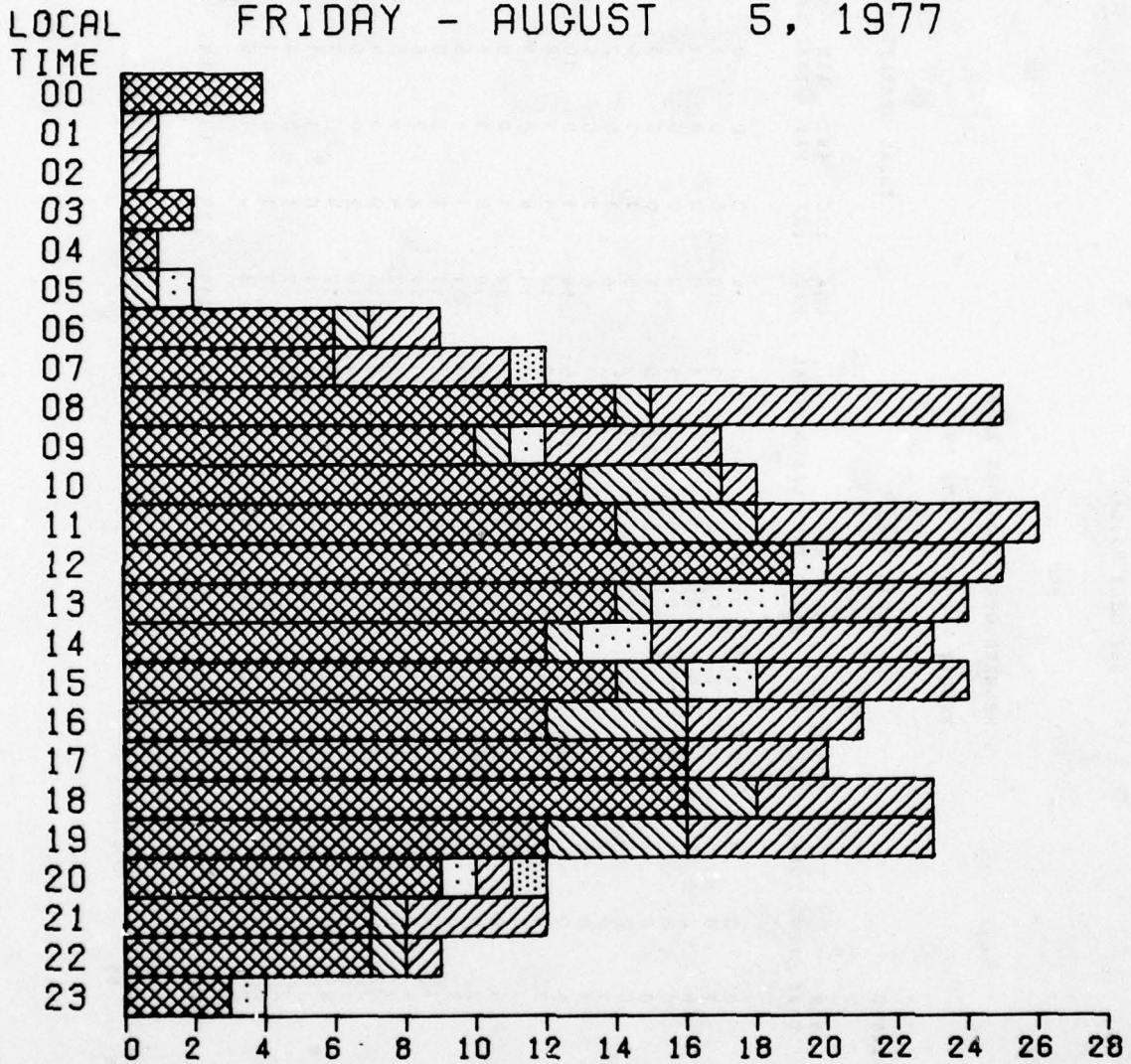
SCHEDULED OPERATIONS BY HOUR

FRIDAY - AUGUST 5, 1977

HOUR	ARRIVALS						DEPARTURES						TOTAL OPERATIONS																
	DOM		LOC		INT		AIR		TAXI		CARGO		TOTAL		DOM		LOC		INT		AIR		TAXI		CARGO		TOTAL		
	PAX		PAX		PAX		PAX		PAX		PAX		PAX		PAX		PAX		PAX		PAX		PAX		PAX		PAX		
00	3	0	0	0	0	0	0	0	0	0	0	0	0	0	0	0	0	0	0	0	0	0	0	0	0	0	0	0	4
01	0	0	0	0	0	0	0	0	0	0	0	0	0	0	0	0	0	0	0	0	0	0	0	0	0	0	0	0	1
02	0	0	0	0	0	0	0	0	0	0	0	0	0	0	0	0	0	0	0	0	0	0	0	0	0	0	0	0	1
03	1	0	0	0	0	0	0	0	0	0	0	0	0	0	0	0	0	0	0	0	0	0	0	0	0	0	0	0	2
04	1	0	0	0	0	0	0	0	0	0	0	0	0	0	0	0	0	0	0	0	0	0	0	0	0	0	0	0	2
05	0	0	0	0	0	0	0	0	0	0	0	0	0	0	0	0	0	0	0	0	0	0	0	0	0	0	0	0	2
06	1	0	0	0	0	0	0	0	0	0	0	0	0	0	0	0	0	0	0	0	0	0	0	0	0	0	0	0	9
07	2	0	0	0	0	0	0	0	0	0	0	0	0	0	0	0	0	0	0	0	0	0	0	0	0	0	0	0	12
08	4	1	0	0	0	0	0	0	0	0	0	0	0	0	0	0	0	0	0	0	0	0	0	0	0	0	0	0	25
09	3	0	0	0	0	0	0	0	0	0	0	0	0	0	0	0	0	0	0	0	0	0	0	0	0	0	0	0	17
10	9	3	0	0	0	0	0	0	0	0	0	0	0	0	0	0	0	0	0	0	0	0	0	0	0	0	0	0	18
11	9	1	0	0	0	0	0	0	0	0	0	0	0	0	0	0	0	0	0	0	0	0	0	0	0	0	0	0	26
12	8	0	0	0	0	0	0	0	0	0	0	0	0	0	0	0	0	0	0	0	0	0	0	0	0	0	0	0	25
13	7	1	0	0	0	0	0	0	0	0	0	0	0	0	0	0	0	0	0	0	0	0	0	0	0	0	0	0	24
14	6	0	0	0	0	0	0	0	0	0	0	0	0	0	0	0	0	0	0	0	0	0	0	0	0	0	0	0	23
15	5	1	0	0	0	0	0	0	0	0	0	0	0	0	0	0	0	0	0	0	0	0	0	0	0	0	0	0	24
16	6	2	0	0	0	0	0	0	0	0	0	0	0	0	0	0	0	0	0	0	0	0	0	0	0	0	0	0	21
17	8	0	0	0	0	0	0	0	0	0	0	0	0	0	0	0	0	0	0	0	0	0	0	0	0	0	0	0	20
18	7	1	0	0	0	0	0	0	0	0	0	0	0	0	0	0	0	0	0	0	0	0	0	0	0	0	0	0	23
19	8	2	0	0	0	0	0	0	0	0	0	0	0	0	0	0	0	0	0	0	0	0	0	0	0	0	0	0	20
20	7	0	0	0	0	0	0	0	0	0	0	0	0	0	0	0	0	0	0	0	0	0	0	0	0	0	0	0	23
21	4	1	0	0	0	0	0	0	0	0	0	0	0	0	0	0	0	0	0	0	0	0	0	0	0	0	0	0	12
22	4	1	0	0	0	0	0	0	0	0	0	0	0	0	0	0	0	0	0	0	0	0	0	0	0	0	0	0	12
23	3	0	0	0	0	0	0	0	0	0	0	0	0	0	0	0	0	0	0	0	0	0	0	0	0	0	0	0	9
TOTAL	106	14	6	42	1	169	105	14	7	42	1	169	211	28	13	84	2	338											

PEAK OPERATIONS PER HOUR : 26
 PEAK AS PERCENT OF TOTAL : 7.7%
 PEAK HOUR(S) OF OPERATION : 11

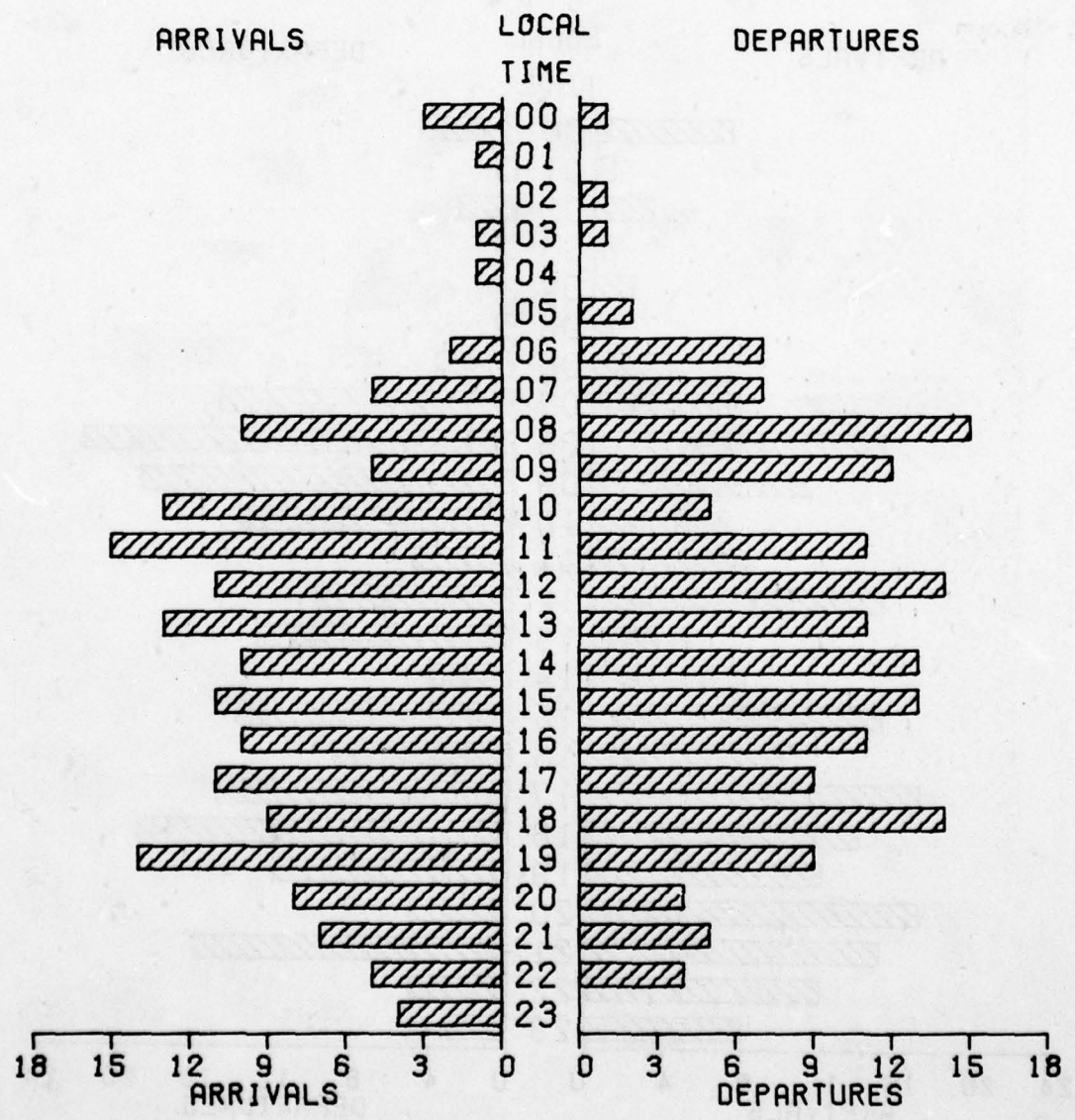
NEW ORLEANS, LA.
 MSY
 SCHEDULED OPERATIONS BY HOUR
 FRIDAY - AUGUST 5, 1977



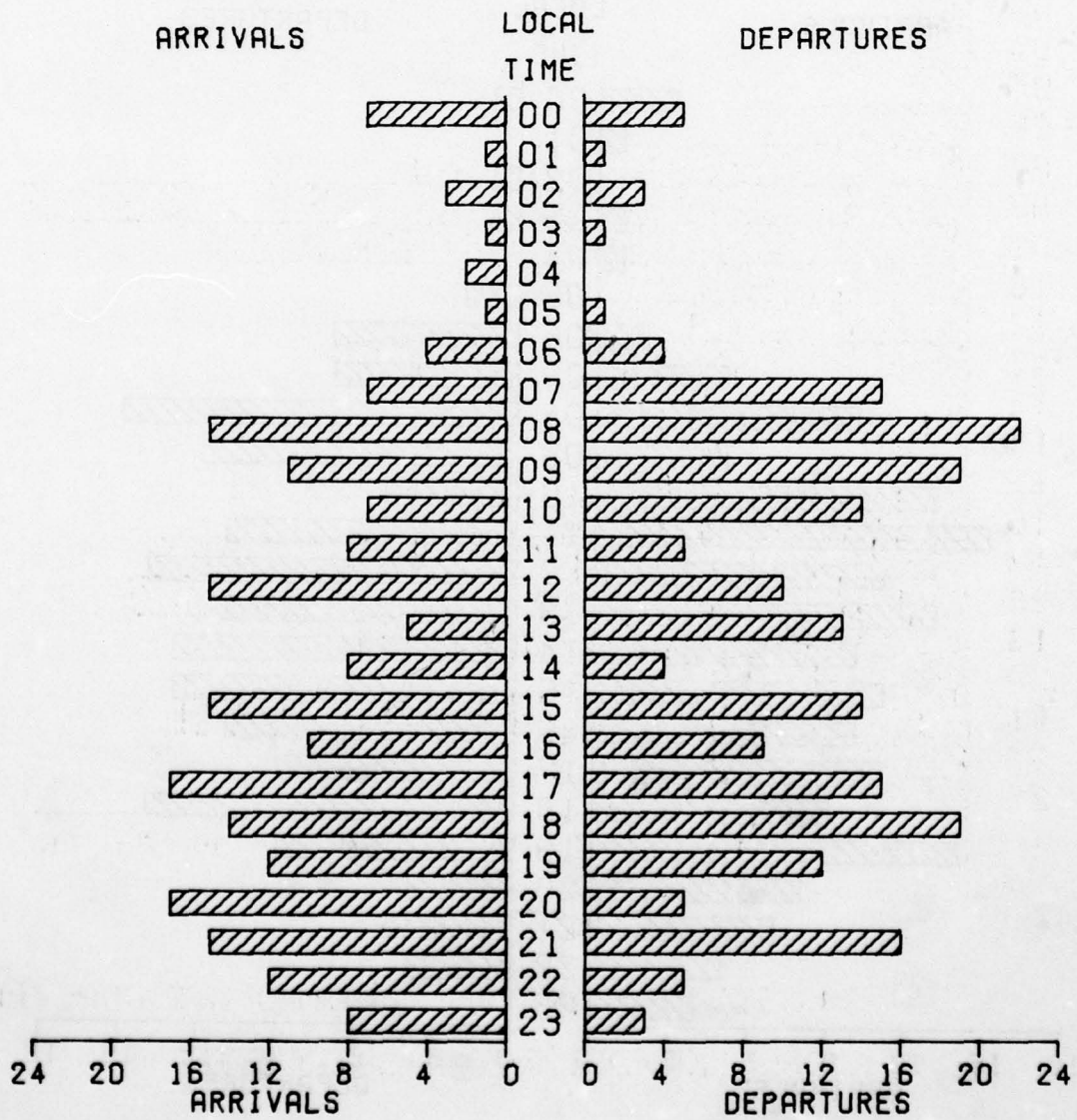
OPERATIONS

- DOMESTIC TRUNK PAX
- LOCAL SERVICE PAX
- INTERNATIONAL PAX
- AIR TAXI
- CARGO

NEW ORLEANS, LA.
MSY
SCHEDULED OPERATIONS
FRIDAY - AUGUST 5, 1977



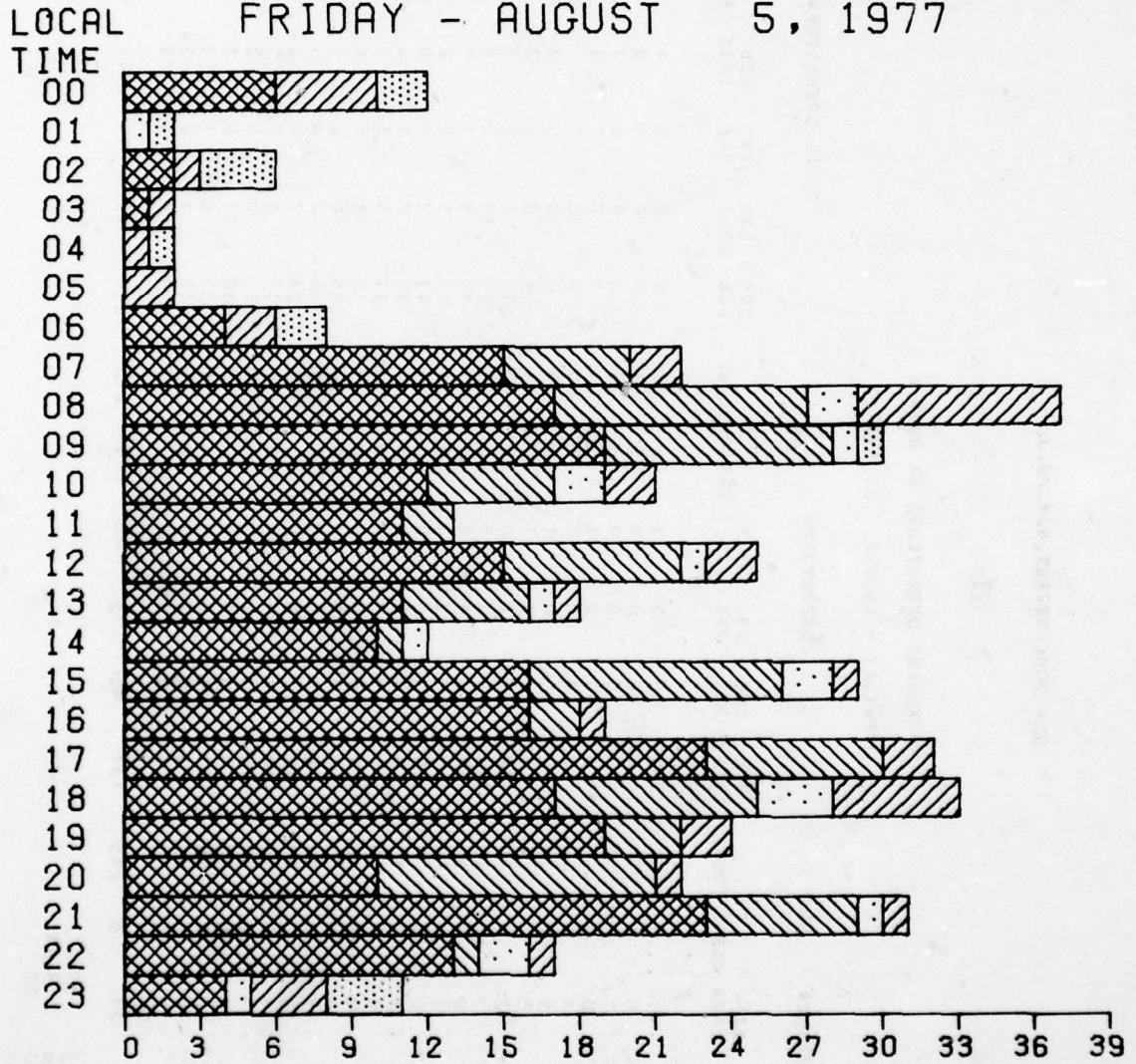
NEW YORK/NEWARK, N.Y./N.J.
 EWR
 SCHEDULED OPERATIONS
 FRIDAY - AUGUST 5, 1977



NEW YORK/NEWARK, N.Y./N.J.

EWR

SCHEDULED OPERATIONS BY HOUR
FRIDAY - AUGUST 5, 1977



OPERATIONS

- DOMESTIC TRUNK PAX
 INTERNATIONAL PAX
- LOCAL SERVICE PAX
 AIR TAXI
- CARGO

AD-A058 125


TRANSPORTATION SYSTEMS CENTER CAMBRIDGE MASS
PROFILES OF SCHEDULED AIR CARRIER DEPARTURE AND ARRIVAL OPERATI--ETC(U)
AUG 77

F/G 1/2

UNCLASSIFIED

NL

3 OF 4
ADA
058125



NEW YORK/NEWARK, N.Y./N.J.

EVR

SCHEDULED OPERATIONS BY HOUR

FRIDAY - AUGUST 5, 1977

HOUR	ARRIVALS			DEPARTURES			TOTAL OPERATIONS						
	DOH PAX	LOC PAX	INT PAX	DOH PAX	LOC PAX	INT PAX	DOH PAX	LOC PAX	INT PAX	AIR TAXI	AIR TAXI	CARGO	TOTAL
00	6	0	0	0	0	0	0	0	0	0	4	2	12
01	0	0	1	0	0	0	0	0	0	1	0	1	2
02	2	0	0	0	0	0	0	0	0	0	1	3	6
03	1	0	0	0	0	0	0	0	0	0	1	0	2
04	0	0	0	0	0	0	0	0	0	0	1	1	2
05	0	0	0	0	0	0	0	0	0	0	0	0	2
06	1	0	0	0	0	0	0	0	0	0	2	0	8
07	2	3	0	0	0	0	0	0	0	0	2	0	22
08	6	6	0	0	0	0	0	0	0	0	2	0	37
09	7	3	0	0	0	0	0	0	0	0	0	1	30
10	4	2	0	0	0	0	0	0	0	0	0	0	21
11	7	1	0	0	0	0	0	0	0	0	0	0	13
12	6	6	1	0	0	0	0	0	0	0	0	0	25
13	5	0	0	0	0	0	0	0	0	0	0	0	18
14	6	1	0	0	0	0	0	0	0	0	0	0	12
15	8	5	2	0	0	0	0	0	0	0	0	0	29
16	8	1	0	0	0	0	0	0	0	0	0	0	19
17	11	4	0	0	0	0	0	0	0	0	0	0	32
18	7	4	2	0	0	0	0	0	0	0	0	0	33
19	10	1	0	0	0	0	0	0	0	0	0	0	24
20	10	6	0	0	0	0	0	0	0	0	0	0	22
21	12	2	1	0	0	0	0	0	0	0	0	0	31
22	10	1	1	0	0	0	0	0	0	0	0	0	17
23	4	0	0	0	0	0	0	0	0	0	0	0	11
TOTAL DAY	133	46	9	21	6	215	131	46	9	22	7	215	430

PEAK OPERATIONS PER HOUR : 37
 PEAK AS PERCENT OF TOTAL : 8.6%
 PEAK HOUR(S) OF OPERATION: 08

NEW YORK/NEWARK, N.Y./N.J.


JFK

SCHEDULED OPERATIONS BY HOUR
FRIDAY - AUGUST 5, 1977

HOUR	ARRIVALS			DEPARTURES			TOTAL OPERATIONS		
	DOM PAX	LOC PAX	TOTAL	DOM PAX	LOC PAX	TOTAL	DOM PAX	LOC PAX	TOTAL
01	13	0	15	2	0	2	8	0	15
02	4	0	4	1	0	1	7	0	3
03	0	0	0	1	0	1	4	0	1
04	0	0	0	1	0	1	6	0	0
05	1	0	1	0	0	0	5	0	0
06	5	0	5	4	0	4	3	0	3
07	3	1	4	0	0	0	2	0	2
08	6	1	7	5	2	7	4	1	5
09	1	0	1	2	0	2	1	0	1
10	7	1	8	7	1	8	18	0	18
11	6	0	6	10	0	10	19	0	19
12	0	2	2	10	0	10	16	0	16
13	6	1	7	4	3	7	12	4	16
14	8	1	9	4	3	7	11	2	13
15	13	4	17	5	2	7	10	2	12
16	19	3	22	14	3	17	26	6	32
17	18	1	19	19	2	21	27	3	30
18	11	1	12	16	1	17	32	2	34
19	11	2	13	13	3	16	42	5	47
20	14	0	14	5	0	5	26	0	26
21	12	2	14	22	0	22	38	2	40
22	5	2	7	7	4	11	19	0	19
23	3	0	3	1	0	1	9	0	9
TOTAL DAY	168	22	190	167	22	189	406	44	450

PEAK OPERATIONS PER HOUR : 71
PEAK AS PERCENT OF TOTAL : 8.7%
PEAK HOUR(S) OF OPERATION : 16

NEW YORK/NEWARK, N.Y./N.J.
 JFK
 SCHEDULED OPERATIONS
 FRIDAY - AUGUST 5, 1977



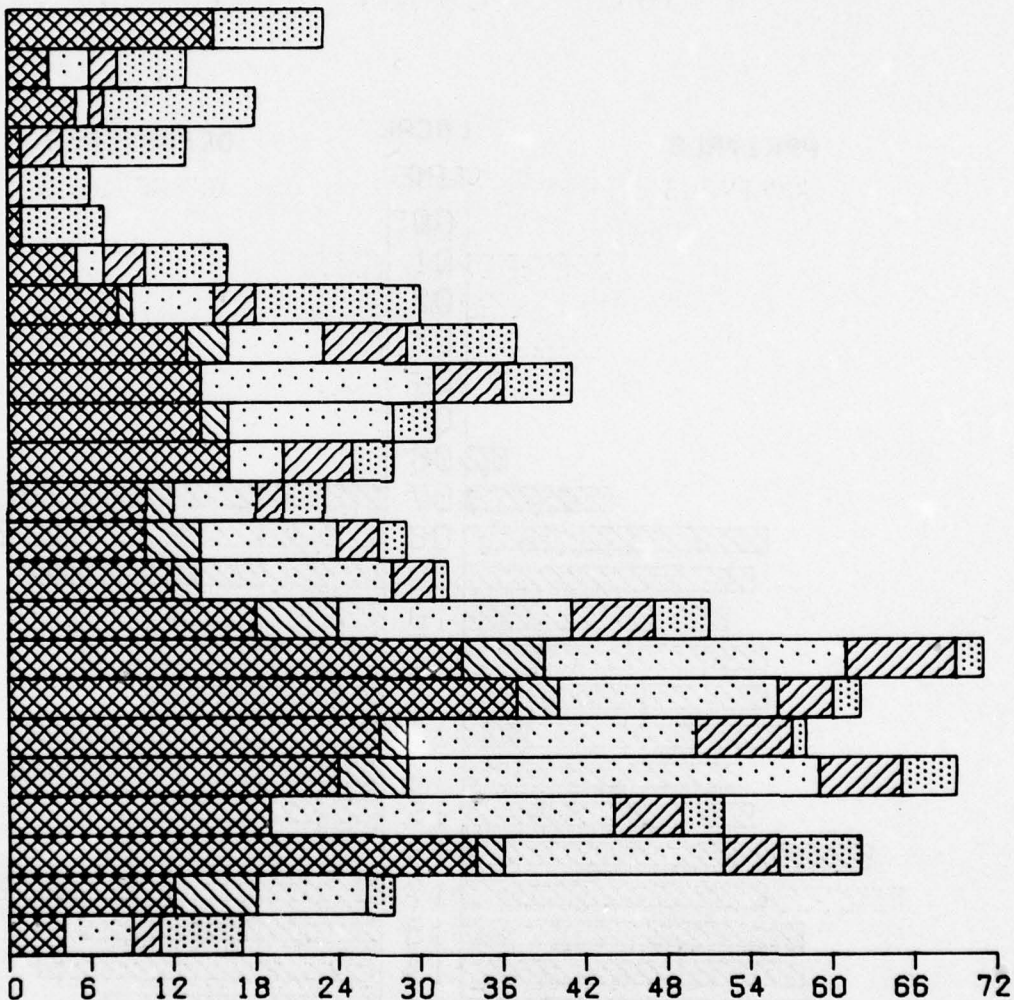
NEW YORK/NEWARK, N.Y./N.J.

JFK


SCHEDULED OPERATIONS BY HOUR
FRIDAY - AUGUST 5, 1977

LOCAL
TIME

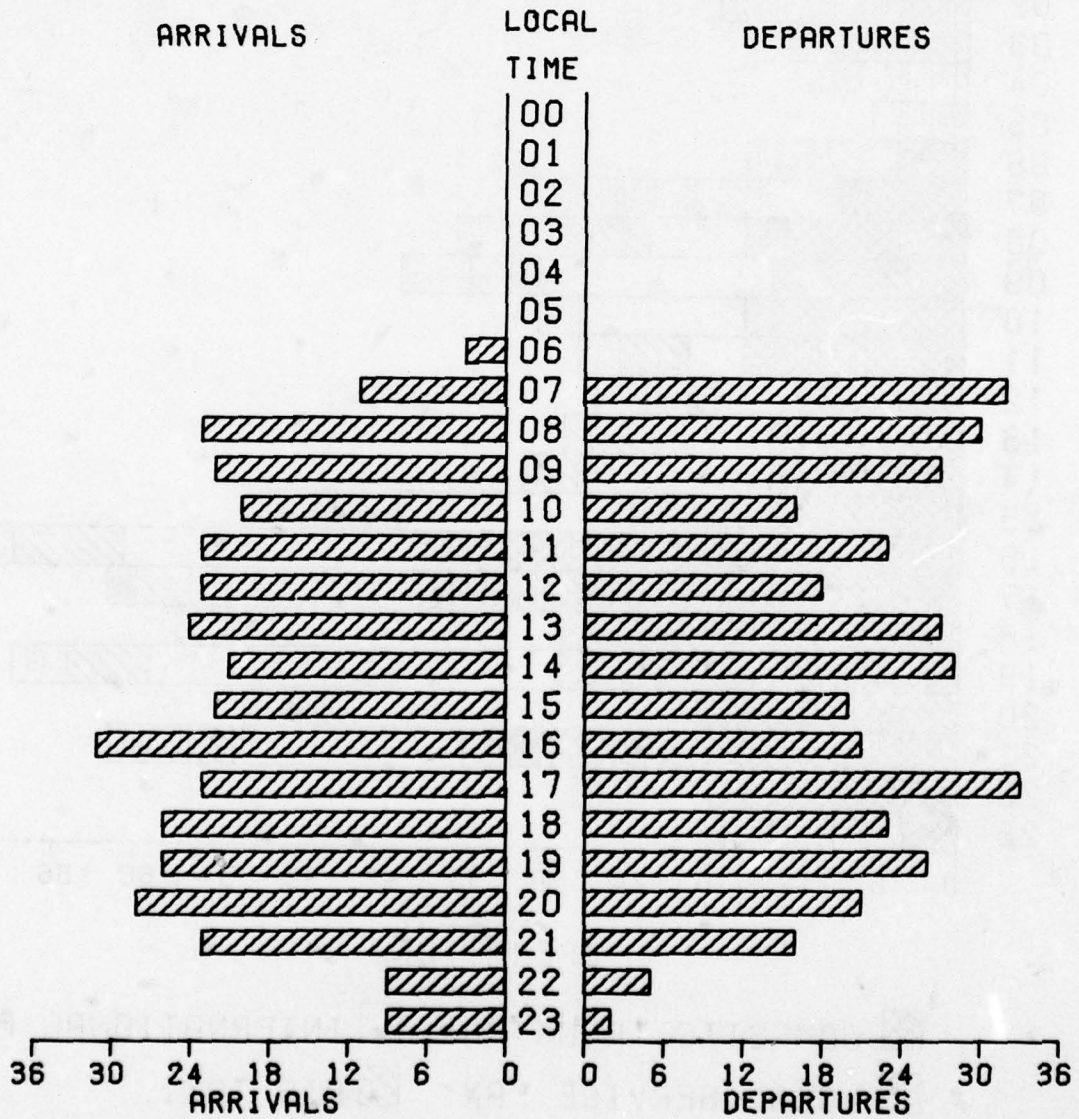
00
01
02
03
04
05
06
07
08
09
10
11
12
13
14
15
16
17
18
19
20
21
22
23



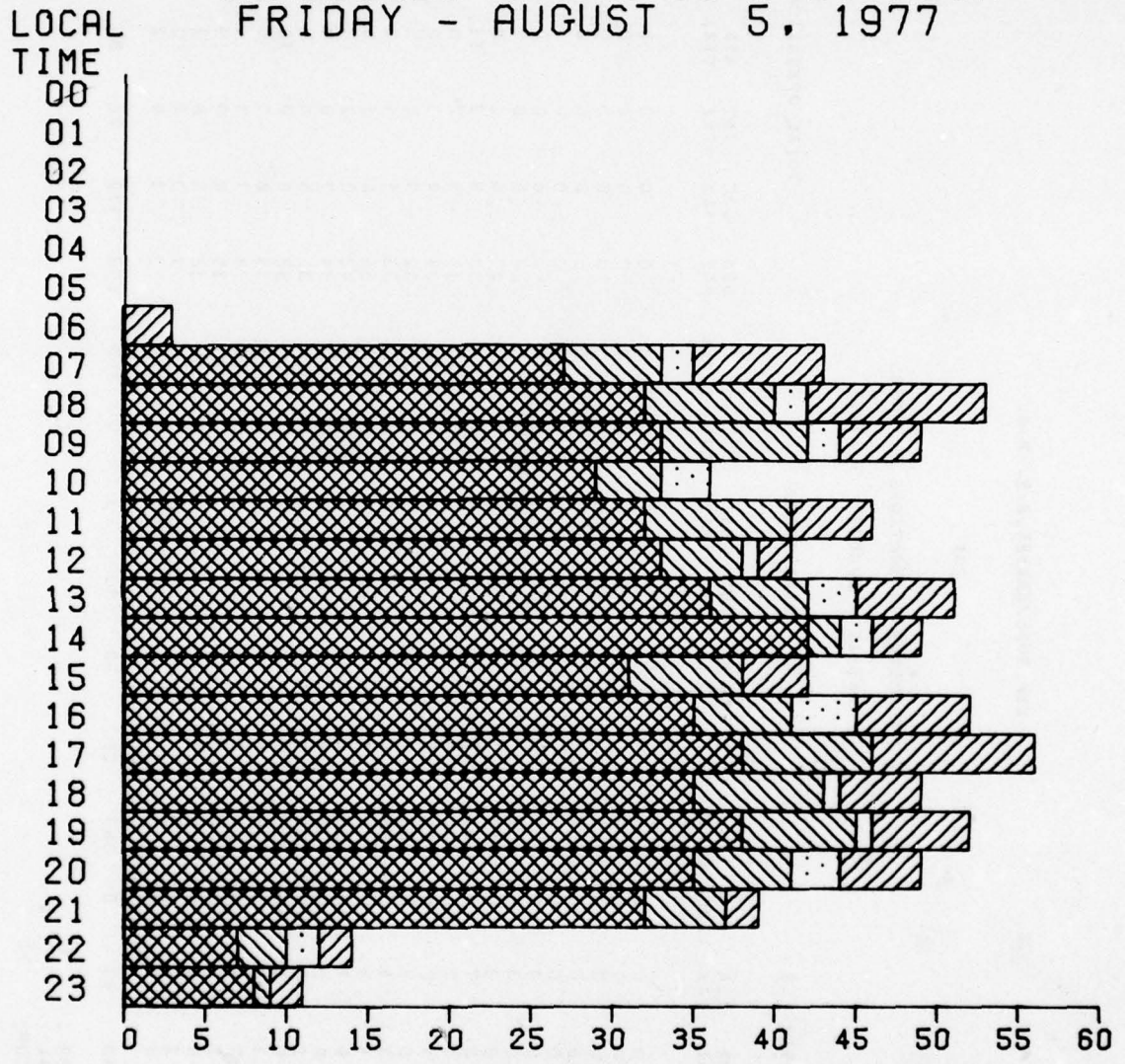
OPERATIONS



NEW YORK/NEWARK, N.Y./N.J.
 LGA
 SCHEDULED OPERATIONS
 FRIDAY - AUGUST 5, 1977



NEW YORK/NEWARK, N.Y./N.J.
 LGA
 SCHEDULED OPERATIONS BY HOUR
 FRIDAY - AUGUST 5, 1977



OPERATIONS

- DOMESTIC TRUNK PAX
 INTERNATIONAL PAX
- LOCAL SERVICE PAX
 AIR TAXI
- CARGO

NEW YORK/NEWARK, N. Y./N. J.

LGA

SCHEDULED OPERATIONS BY HOUR

FRIDAY - AUGUST 5, 1977

HOUR	ARRIVALS						DEPARTURES						TOTAL OPERATIONS					
	DOM PAX	LOC PAX	INT PAX	AIR TAXI	CARGO	TOTAL	DOM PAX	LOC PAX	INT PAX	AIR TAXI	CARGO	TOTAL	DOM PAX	LOC PAX	INT PAX	AIR TAXI	CARGO	TOTAL
00	0	0	0	0	0	0	0	0	0	0	0	0	0	0	0	0	0	0
01	0	0	0	0	0	0	0	0	0	0	0	0	0	0	0	0	0	0
02	0	0	0	0	0	0	0	0	0	0	0	0	0	0	0	0	0	0
03	0	0	0	0	0	0	0	0	0	0	0	0	0	0	0	0	0	0
04	0	0	0	0	0	0	0	0	0	0	0	0	0	0	0	0	0	0
05	0	0	0	0	0	0	0	0	0	0	0	0	0	0	0	0	0	0
06	0	0	0	3	0	3	0	0	0	0	0	0	0	0	0	0	0	3
07	6	2	0	3	0	11	21	4	2	5	0	32	27	6	2	8	0	43
08	10	4	2	7	0	23	22	4	0	4	0	30	32	8	2	11	0	53
09	16	4	1	1	0	22	17	5	1	4	0	27	33	9	2	5	0	49
10	17	2	1	0	0	20	12	2	2	0	0	16	29	4	3	0	0	36
11	15	5	0	3	0	23	17	4	0	2	0	23	32	9	0	5	0	46
12	18	3	1	1	0	23	15	2	0	1	0	18	33	5	1	2	0	41
13	18	2	1	3	0	24	18	4	2	3	0	27	36	6	3	6	0	51
14	19	1	0	1	0	21	23	1	2	2	0	28	42	2	2	3	0	49
15	16	4	0	2	0	22	15	3	0	2	0	20	31	7	0	4	0	42
16	20	4	2	5	0	31	15	2	2	2	0	21	35	6	4	7	0	52
17	17	3	0	3	0	23	21	5	0	7	0	33	38	8	0	10	0	56
18	18	4	1	3	0	26	17	4	0	2	0	23	35	8	1	5	0	49
19	19	3	0	4	0	26	19	4	1	2	0	26	38	7	1	6	0	52
20	21	3	2	2	0	28	14	3	1	3	0	21	35	6	3	5	0	49
21	19	3	0	1	0	23	13	2	0	1	0	16	32	5	0	2	0	39
22	5	2	2	0	0	9	2	1	0	2	0	5	7	3	2	2	0	14
23	7	1	0	1	0	9	1	0	0	1	0	2	8	1	0	2	0	11
TOTAL DAY	261	50	13	43	0	367	262	50	13	43	0	368	523	100	26	86	0	735

PEAK OPERATIONS PER HOUR : 56
 PEAK AS PERCENT OF TOTAL : 7.6%
 PEAK HOUR(S) OF OPERATION: 17

MORFOLK, VA.

ORP

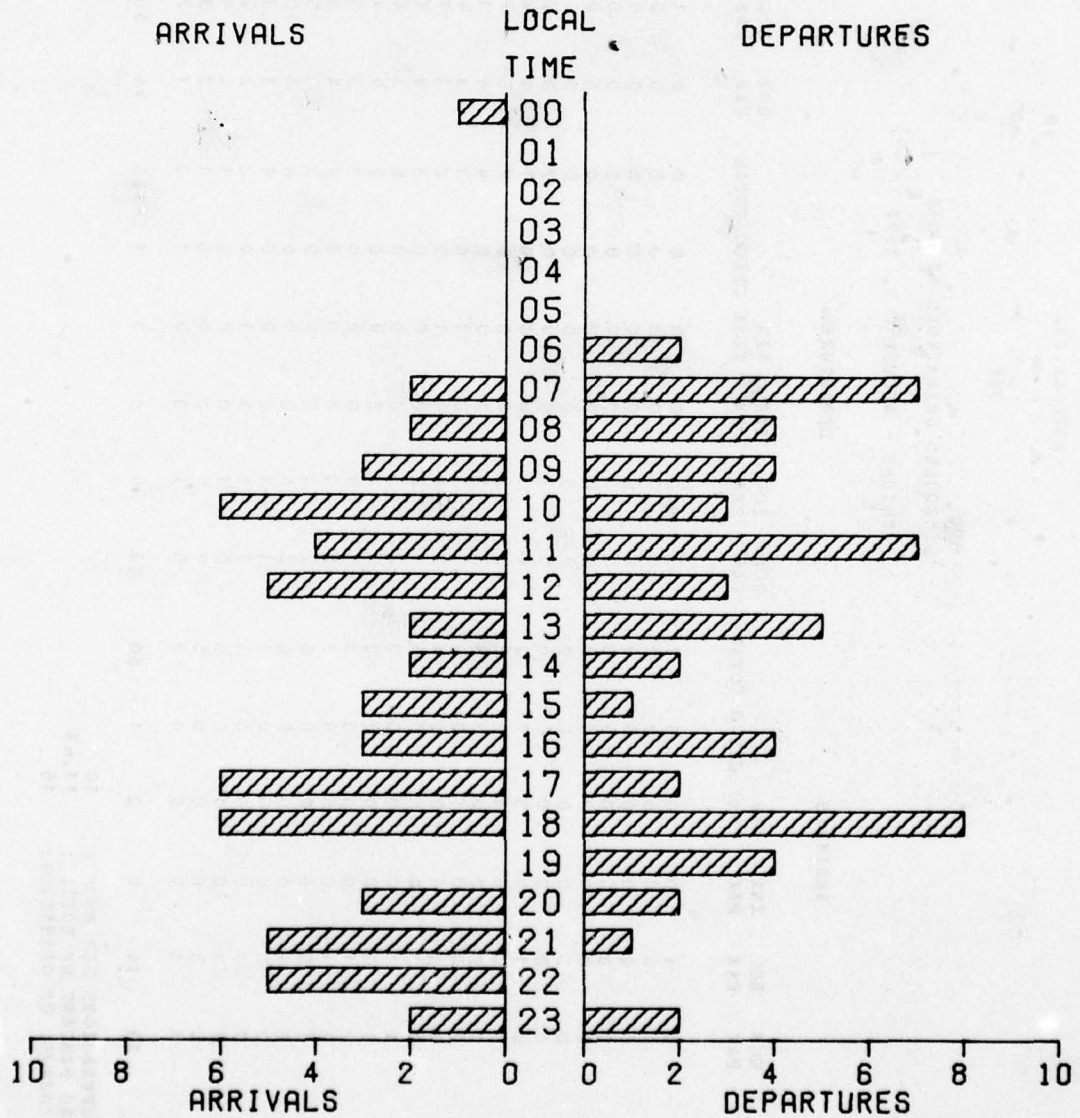
SCHEDULED OPERATIONS BY HOUR

FRIDAY - AUGUST 5, 1977

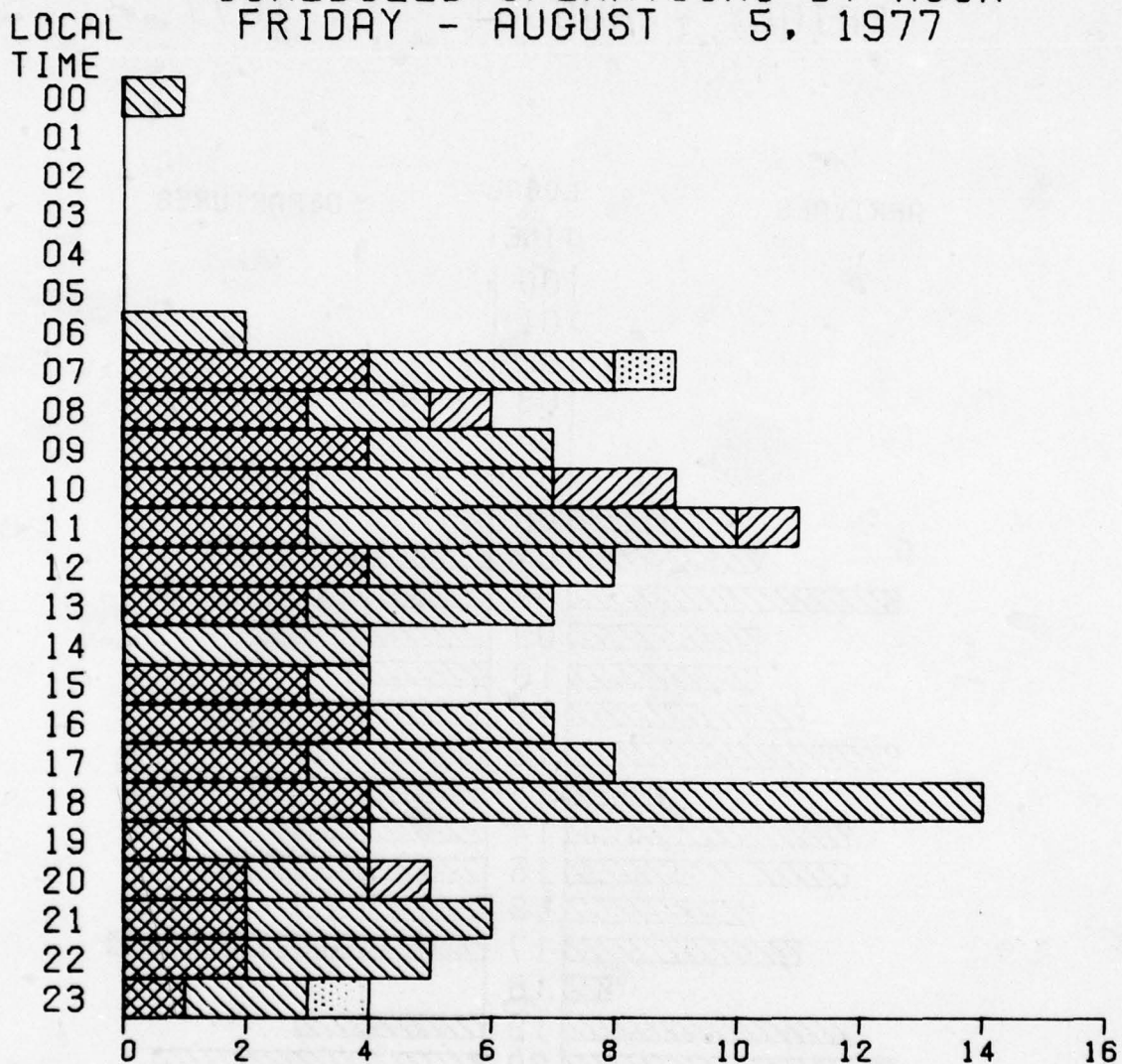
HOUR	ARRIVALS				DEPARTURES				TOTAL OPERATIONS				
	DOM PAX	LOC PAX	INT PAX	AIR TAXI	DOM PAX	LOC PAX	INT PAX	AIR TAXI	DOM PAX	LJC PAX	INT PAX	AIR TAXI	CARGO TOTAL
00	0	1	0	0	0	0	0	0	0	0	0	0	0
01	0	0	0	0	0	0	0	0	0	0	0	0	0
02	0	0	0	0	0	0	0	0	0	0	0	0	0
03	0	0	0	0	0	0	0	0	0	0	0	0	0
04	0	0	0	0	0	0	0	0	0	0	0	0	0
05	0	0	0	0	0	0	0	0	0	0	0	0	0
06	0	0	0	0	0	2	0	0	0	2	0	0	2
07	0	1	0	0	4	3	0	0	0	4	4	0	1
08	1	0	0	1	2	2	0	0	0	4	2	1	0
09	1	2	0	0	3	2	0	0	0	4	3	0	0
10	2	3	0	1	1	1	0	1	0	3	4	2	0
11	1	3	0	0	4	4	0	1	0	7	7	0	11
12	3	2	0	0	5	2	0	0	0	4	4	0	8
13	1	1	0	0	2	3	0	0	0	5	4	0	7
14	0	2	0	0	0	2	0	0	0	2	4	0	4
15	2	1	0	0	3	2	0	0	0	4	1	0	4
16	2	1	0	0	1	2	0	0	0	3	3	0	7
17	1	5	0	0	2	0	0	0	0	2	5	0	8
18	2	4	0	0	2	6	0	0	0	8	10	0	14
19	0	0	0	0	1	3	0	0	0	4	3	0	4
20	2	1	0	0	3	1	0	1	0	2	2	1	5
21	2	3	0	0	0	1	0	0	0	1	4	0	6
22	2	3	0	0	0	0	0	0	0	2	3	0	5
23	1	1	0	0	0	1	0	0	1	2	2	0	4
TOTAL DAY	23	34	0	2	23	34	0	3	1	61	46	5	121

PEAK OPERATIONS PER HOUR : 14
 PEAK AS PERCENT OF TOTAL : 11.6%
 PEAK HOUR(S) OF OPERATION: 18

NORFOLK, VA.
 ORF
 SCHEDULED OPERATIONS
 FRIDAY - AUGUST 5, 1977



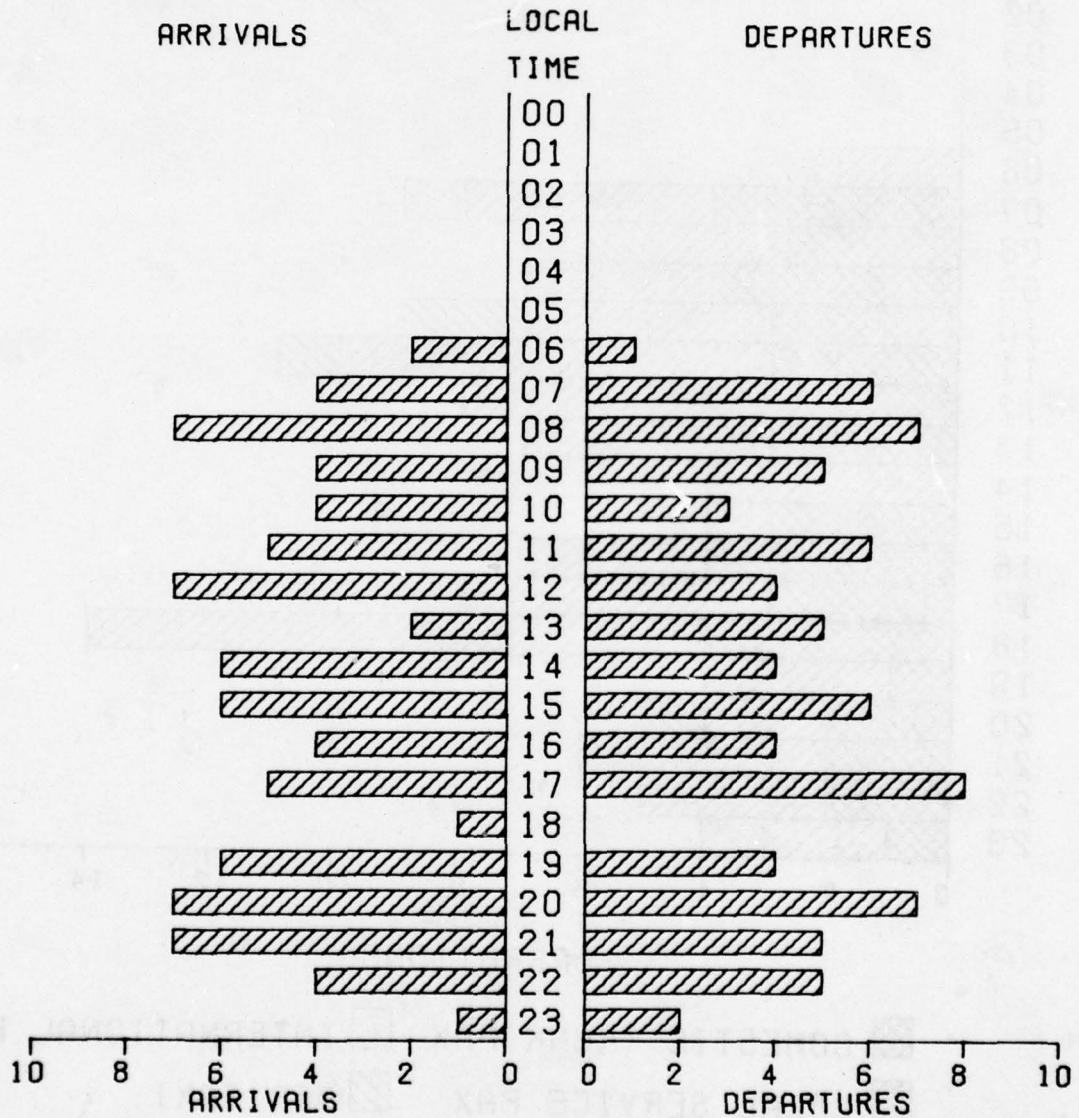
NORFOLK, VA.
 ORF
 SCHEDULED OPERATIONS BY HOUR
 FRIDAY - AUGUST 5, 1977



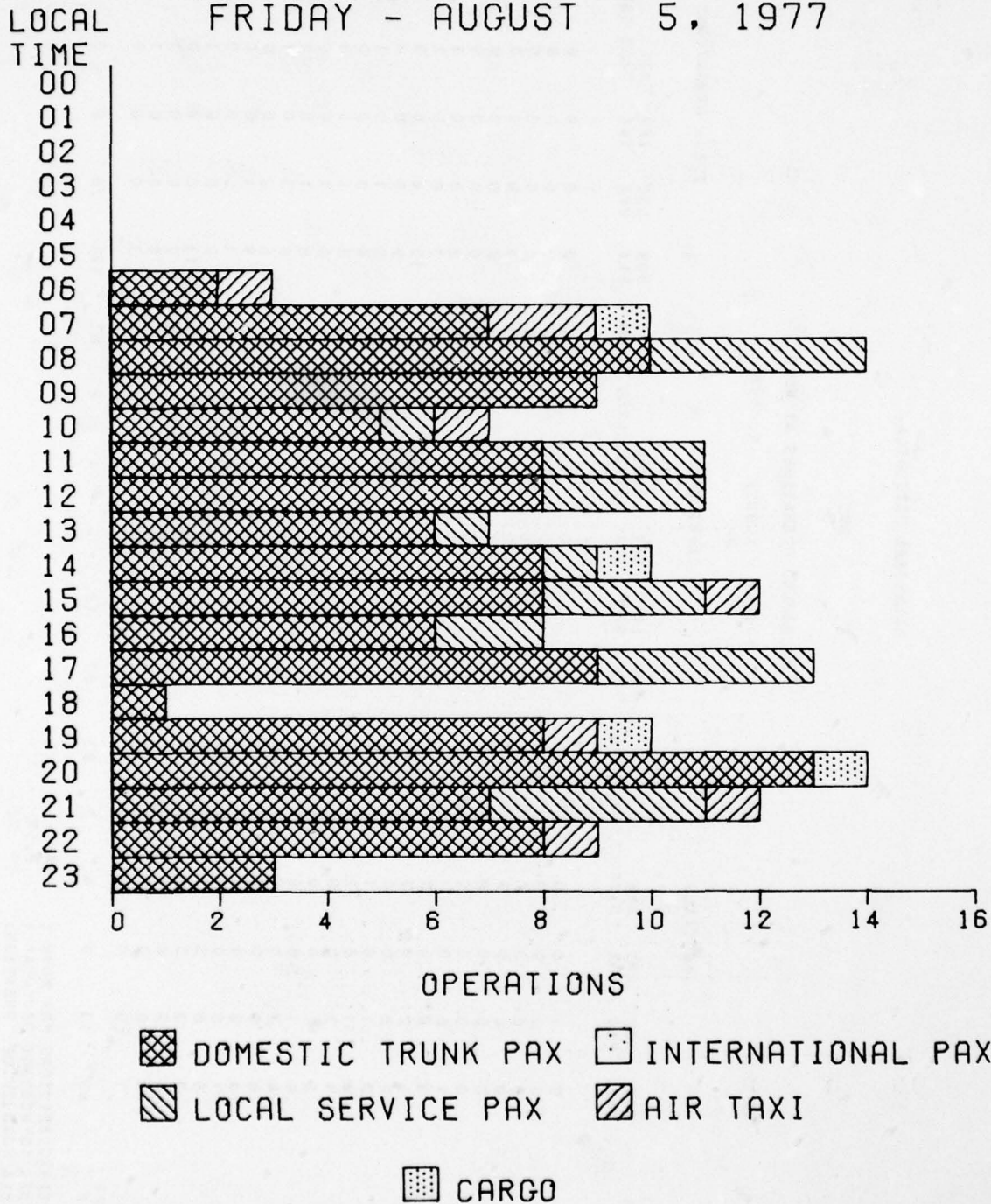
OPERATIONS

-
- DOMESTIC TRUNK PAX
 INTERNATIONAL PAX
- LOCAL SERVICE PAX
 AIR TAXI
- CARGO

OKLAHOMA CITY, OKLA.
 OKC
 SCHEDULED OPERATIONS
 FRIDAY - AUGUST 5, 1977



OKLAHOMA CITY, OKLA.
 OKC
 SCHEDULED OPERATIONS BY HOUR
 FRIDAY - AUGUST 5, 1977



OKLAHOMA CITY, OKLA.

OKC

SCHEDULED OPERATIONS BY HOUR

FRIDAY - AUGUST 5, 1977

HOUR	ARRIVALS			DEPARTURES			TOTAL OPERATIONS			
	DOM PAX	LOC PAX	INT PAX	DOM PAX	LOC PAX	INT PAX	DOM PAX	LOC PAX	INT PAX	AIR TAXI CARGO TOTAL
01	0	0	0	0	0	0	0	0	0	0
02	0	0	0	0	0	0	0	0	0	0
03	0	0	0	0	0	0	0	0	0	0
04	0	0	0	0	0	0	0	0	0	0
05	0	0	0	0	0	0	0	0	0	0
06	1	0	0	1	0	0	2	0	0	3
07	3	0	0	4	0	0	4	0	0	10
08	5	2	0	7	2	0	9	4	0	14
09	4	0	0	4	0	0	5	0	0	9
10	2	1	0	3	0	0	3	1	0	7
11	4	1	0	4	2	0	6	3	0	11
12	5	2	0	7	1	0	8	3	0	11
13	2	0	0	2	1	0	3	1	0	7
14	4	1	0	5	0	0	4	1	0	10
15	4	2	0	6	1	0	7	3	0	12
16	4	0	0	4	2	0	6	2	0	8
17	3	2	0	5	2	0	7	4	0	13
18	1	0	0	1	0	0	1	0	0	1
19	5	0	0	5	0	0	5	0	0	10
20	7	0	0	7	0	0	7	0	0	14
21	4	2	0	6	2	0	8	4	0	12
22	4	0	0	4	0	0	4	0	0	9
23	1	0	0	1	0	0	1	0	0	3
TOTAL DAY	63	13	0	82	13	0	82	26	0	164

PEAK OPERATIONS PER HOUR : 14
 PEAK AS PERCENT OF TOTAL : 8.5%
 PEAK HOUR(S) OF OPERATION : 08 - 20

OMAHA, NEB.

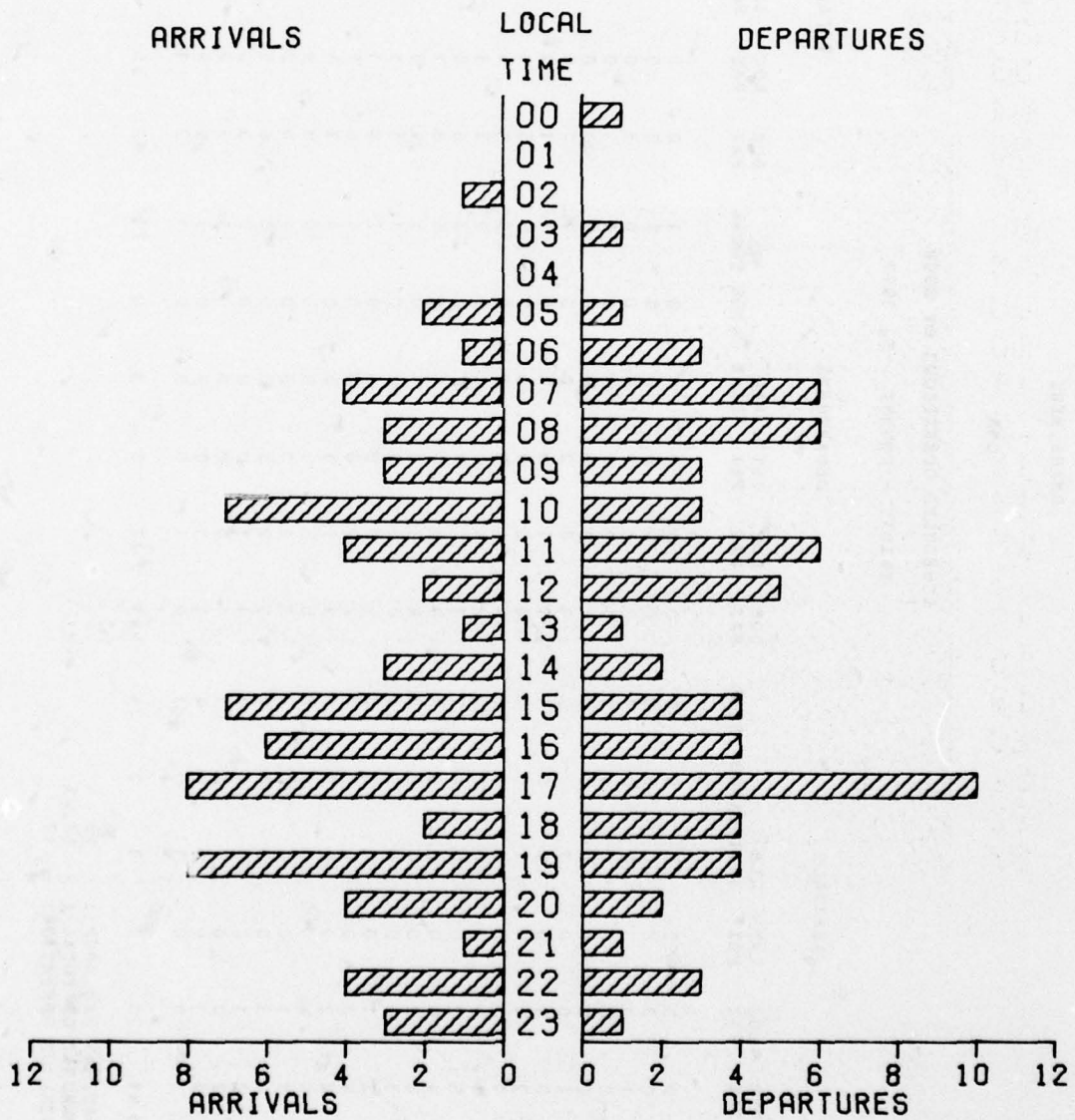
OMA

SCHEDULED OPERATIONS BY HOUR
FRIDAY - AUGUST 5, 1977

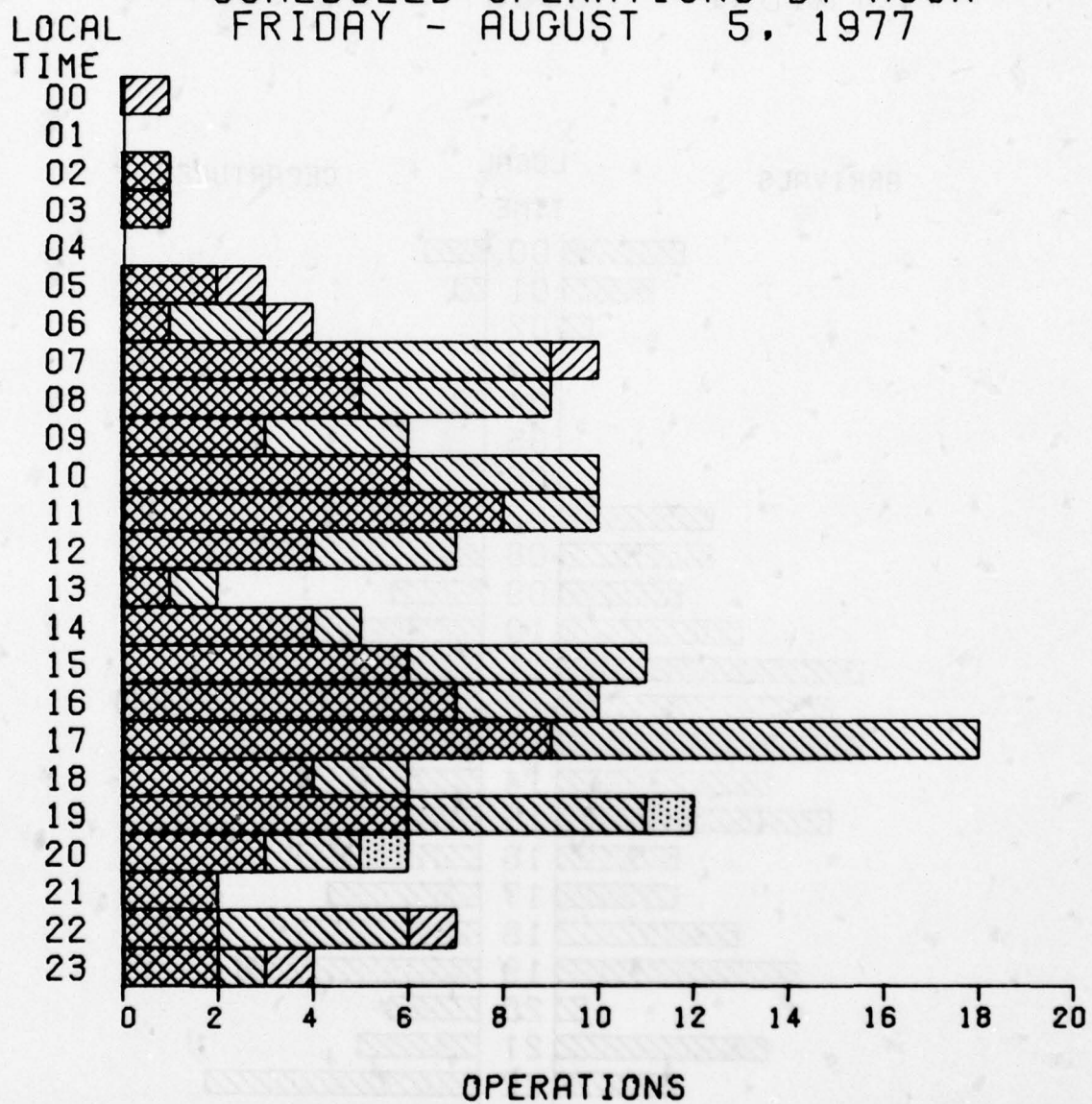
HOUR	ARRIVALS			DEPARTURES			TOTAL OPERATIONS						
	DOH PAX	LOC PAX	INT PAX	DOH PAX	LOC PAX	INT PAX	DOH PAX	LOC PAX	INT PAX	AIR TAXI	AIR TAXI	CARGO	TOTAL
01	0	0	0	0	0	0	0	0	0	1	0	0	1
02	0	0	0	0	0	0	0	0	0	0	0	0	0
03	0	0	0	0	0	0	0	0	0	0	0	0	0
04	0	0	0	0	0	0	0	0	0	0	0	0	0
05	1	0	0	1	0	0	0	1	0	0	0	0	1
06	0	1	0	0	1	0	0	1	0	0	0	0	1
07	2	1	0	1	3	0	0	5	4	0	0	0	10
08	1	2	0	0	4	2	0	5	4	0	0	0	9
09	1	2	0	0	3	2	0	3	3	0	0	0	6
10	5	2	0	0	7	1	0	6	4	0	0	0	10
11	4	0	0	0	4	2	0	6	2	0	0	0	8
12	0	2	0	0	1	1	0	1	1	0	0	0	2
13	1	0	0	0	2	0	0	2	0	0	0	0	2
14	2	1	0	0	3	2	0	5	1	0	0	0	6
15	4	3	0	0	7	2	0	9	4	0	0	0	13
16	4	4	0	0	8	2	0	6	5	0	0	0	11
17	4	4	0	0	8	3	0	7	3	0	0	0	10
18	1	1	0	0	2	1	0	3	2	0	0	0	5
19	4	3	0	0	7	5	0	10	9	0	0	0	19
20	2	1	0	0	3	2	0	5	4	0	0	0	9
21	1	0	0	0	1	1	0	2	1	0	0	0	3
22	1	3	0	0	4	1	0	5	2	0	0	0	7
23	2	0	0	1	3	1	0	4	2	0	0	0	6
TOTAL DAY	41	28	0	3	74	41	27	0	3	0	71	82	145

PEAK OPERATIONS PER HOUR : 18
 PEAK AS PERCENT OF TOTAL : 12.4%
 PEAK HOUR(S) OF OPERATION: 17

OMAHA, NEB.
 OMA
 SCHEDULED OPERATIONS
 FRIDAY - AUGUST 5, 1977




OMAHA, NEB.
 OMA
 SCHEDULED OPERATIONS BY HOUR
 FRIDAY - AUGUST 5, 1977



[Cross-hatch] DOMESTIC TRUNK PAX [White] INTERNATIONAL PAX
 [Diagonal lines /] LOCAL SERVICE PAX [Diagonal lines \] AIR TAXI

[Dotted] CARGO

ORLANDO, FLA.
MCO
SCHEDULED OPERATIONS
FRIDAY - AUGUST 5, 1977



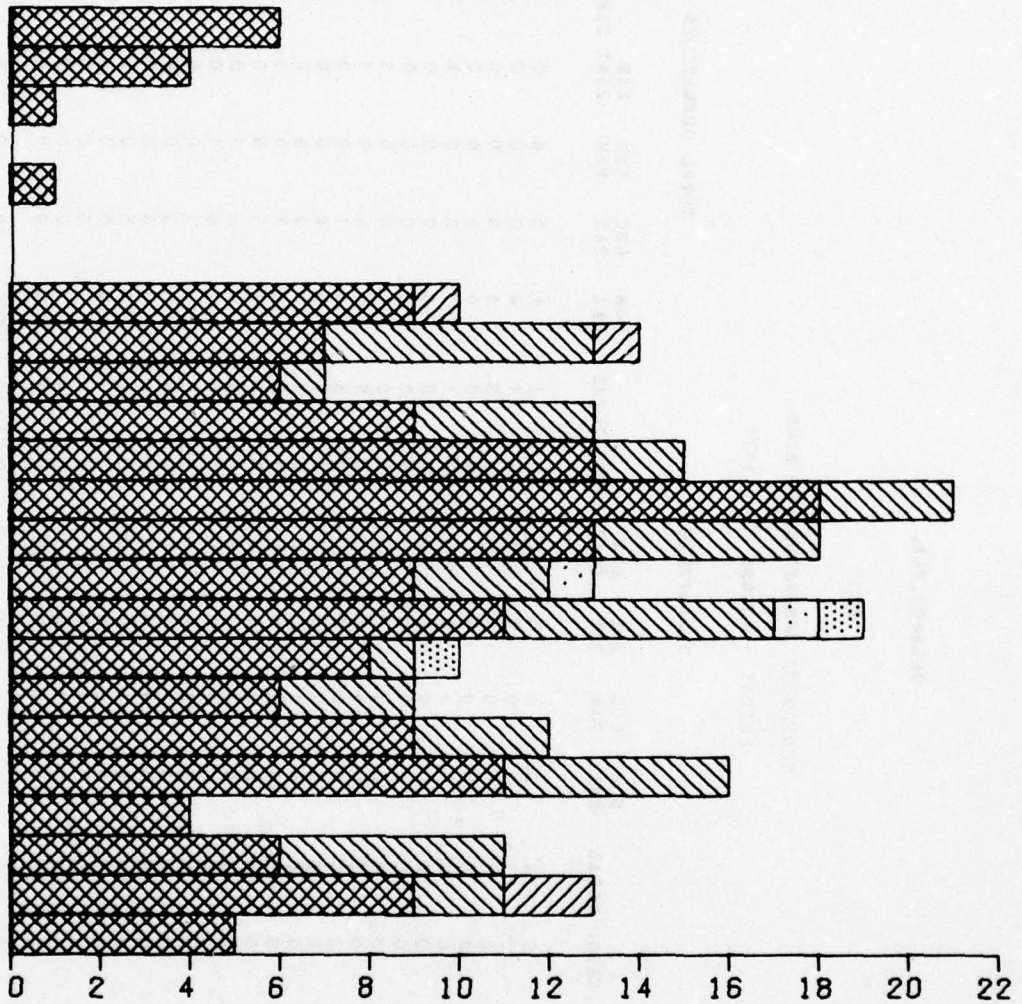
ORLANDO, FLA.

MCO






SCHEDULED OPERATIONS BY HOUR
FRIDAY - AUGUST 5, 1977

LOCAL
TIME

00
01
02
03
04
05
06
07
08
09
10
11
12
13
14
15
16
17
18
19
20
21
22
23



OPERATIONS

-  DOMESTIC TRUNK PAX
-  LOCAL SERVICE PAX
-  INTERNATIONAL PAX
-  AIR TAXI
-  CARGO

ORLANDO, FLA.

MCO

SCHEDULED OPERATIONS BY HOUR

FRIDAY - AUGUST 5, 1977

HOUR	ARRIVALS			DEPARTURES			TOTAL OPERATIONS						
	DOM PAX	LOC PAX	INT PAX	DOM PAX	LOC PAX	INT PAX	DOM PAX	LOC PAX	INT PAX	AIR TAXI	AIR TAXI	CARGO	TOTAL
01	4	0	0	2	0	0	6	0	0	0	0	0	6
02	3	0	0	1	0	0	4	0	0	0	0	0	4
03	1	0	0	0	0	0	1	0	0	0	0	0	1
04	0	0	0	0	0	0	0	0	0	0	0	0	0
05	0	0	0	1	0	0	1	0	0	0	0	0	1
06	0	0	0	0	0	0	0	0	0	0	0	0	0
07	0	0	0	0	0	0	0	0	0	0	0	0	0
08	2	3	0	5	3	0	9	7	6	0	1	0	10
09	3	1	0	4	0	0	7	6	1	0	0	0	7
10	4	2	0	6	2	0	9	4	2	0	0	0	13
11	9	1	0	10	1	0	13	9	4	0	0	0	15
12	8	1	0	9	2	0	18	3	2	0	0	0	21
13	7	3	0	10	2	0	13	5	3	0	0	0	18
14	5	2	0	7	1	1	9	3	3	1	0	0	13
15	5	2	1	8	4	0	11	6	1	0	0	1	19
16	3	1	0	4	0	0	8	1	0	0	0	1	10
17	3	1	0	4	2	0	6	3	1	0	0	0	9
18	4	2	0	6	1	0	9	3	3	0	0	0	12
19	6	2	0	8	3	0	11	5	0	0	0	0	16
20	1	0	0	1	0	0	4	0	0	0	0	0	4
21	5	2	0	7	3	0	6	5	0	0	0	0	11
22	2	1	0	3	1	0	9	2	0	0	2	0	13
23	3	0	0	3	0	0	5	0	0	0	0	0	5
TOTAL	82	24	1	110	25	1	165	49	2	4	2	2	222

PEAK OPERATIONS PER HOUR : 21
 PEAK AS PERCENT OF TOTAL : 9.5%
 PEAK HOUR(S) OF OPERATION: 12

PHILADELPHIA, PA.

PHL

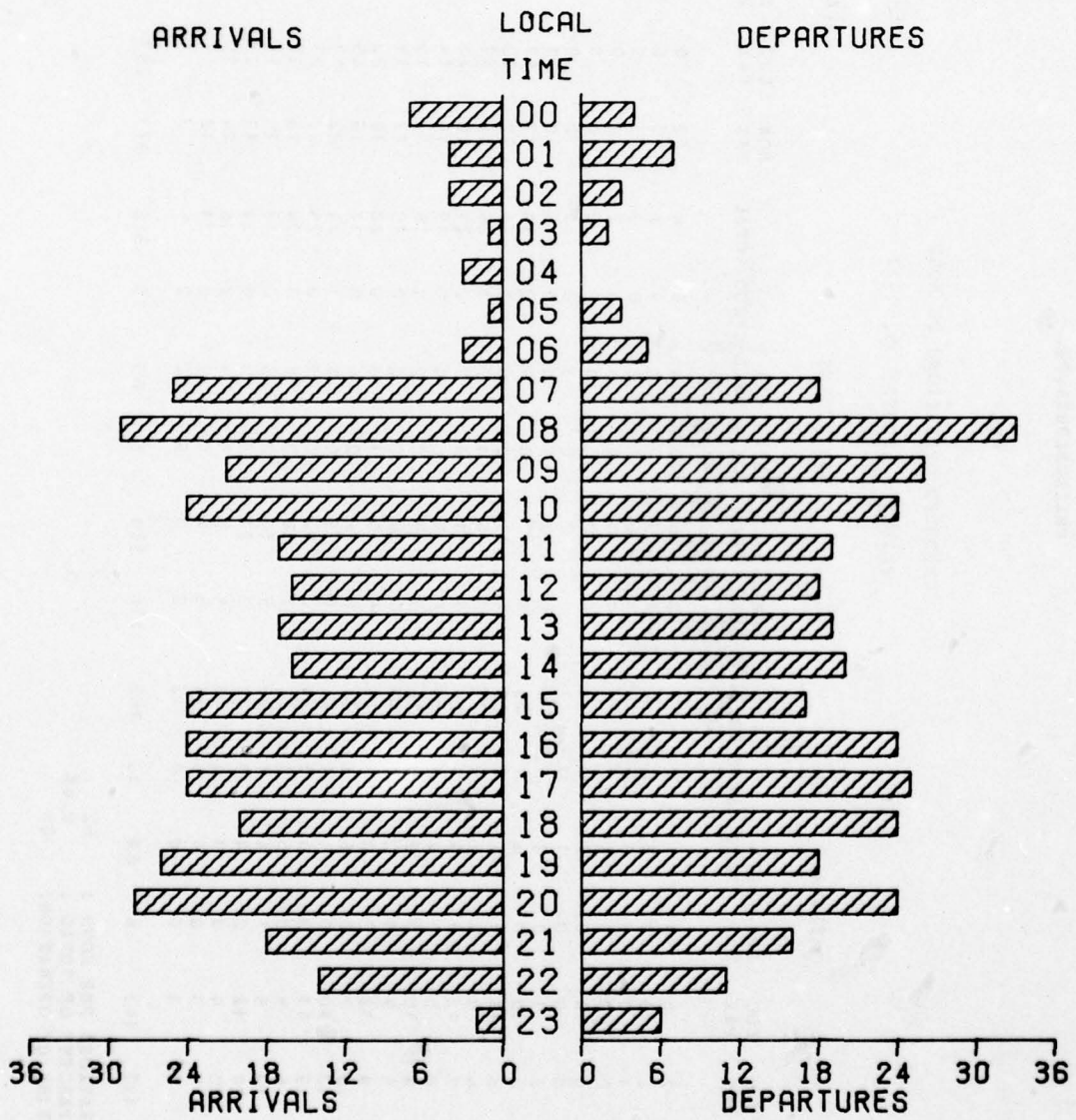
SCHEDULED OPERATIONS BY HOUR

FRIDAY - AUGUST 5, 1977

HOUR	ARRIVALS				DEPARTURES				TOTAL OPERATIONS						
	DOM PAX	LOC PAX	INT PAX	AIR TAXI CARGO TOTAL	DOM PAX	LOC PAX	INT PAX	AIR TAXI CARGO TOTAL	DOM PAX	LOC PAX	INT PAX	AIR TAXI CARGO TOTAL			
00	2	0	0	4	0	0	0	4	2	0	0	5	4	11	
01	2	0	0	0	1	0	0	2	3	0	0	4	4	11	
02	4	0	0	0	1	0	0	2	5	0	0	2	0	7	
03	0	0	0	1	1	0	0	0	2	1	0	1	1	3	
04	0	0	0	2	0	0	0	0	0	0	0	1	2	3	
05	0	0	0	1	0	0	0	0	0	0	0	0	0	0	
06	0	1	0	0	0	0	0	3	0	0	0	4	0	4	
07	8	10	0	1	0	0	1	4	0	1	1	6	0	8	
08	8	11	1	2	9	7	0	2	17	17	0	8	1	43	
09	6	8	0	1	14	11	0	6	22	22	1	13	4	62	
10	7	12	0	1	13	9	1	2	26	19	1	8	2	47	
11	8	5	0	0	7	11	1	3	24	14	2	6	3	48	
12	4	10	0	0	6	9	0	4	19	14	0	8	0	36	
13	5	9	1	0	7	9	0	2	18	11	0	4	0	34	
14	4	12	0	0	7	10	0	2	19	12	1	4	0	36	
15	10	7	0	1	6	10	1	3	20	10	22	1	0	36	
16	12	10	0	1	5	8	0	4	17	15	0	10	1	41	
17	10	11	0	3	10	9	0	4	24	22	19	0	2	48	
18	6	9	0	0	12	12	0	1	25	22	23	0	0	49	
19	13	8	1	0	12	8	0	4	24	18	0	9	0	44	
20	10	12	2	0	5	10	0	3	18	18	1	7	0	44	
21	10	4	0	3	9	11	1	3	24	19	23	3	7	52	
22	7	3	0	1	4	6	1	3	16	14	10	6	3	34	
23	1	1	0	0	5	4	0	2	11	12	7	0	6	25	
TOTAL DAY	137	143	6	68	136	144	6	65	366	273	287	12	133	29	734

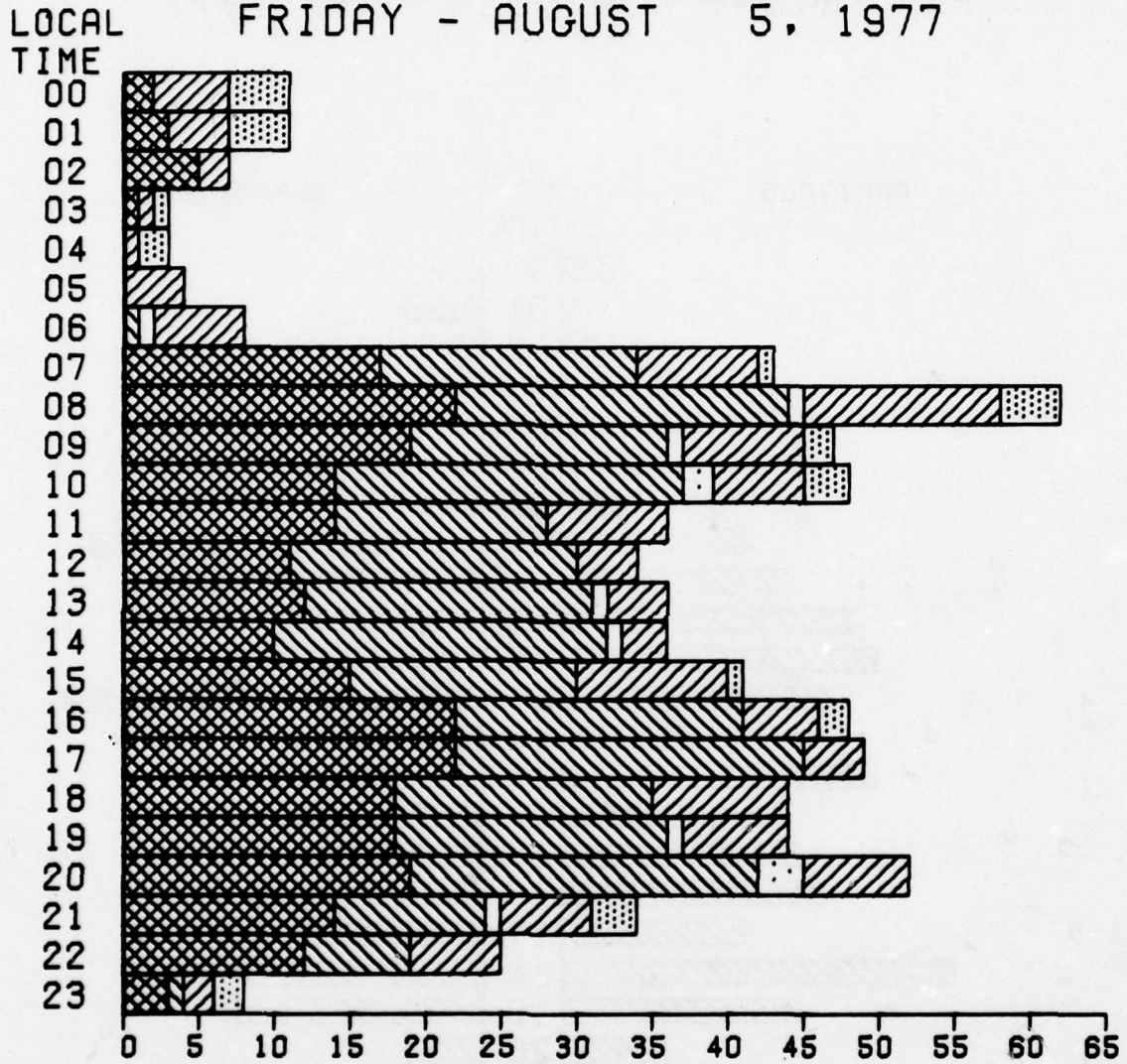
PEAK OPERATIONS PER HOUR : 62
 PEAK AS PERCENT OF TOTAL : 8.4%
 PEAK HOUR (S) OF OPERATION: 08

PHILADELPHIA, PA.
 PHL
 SCHEDULED OPERATIONS
 FRIDAY - AUGUST 5, 1977



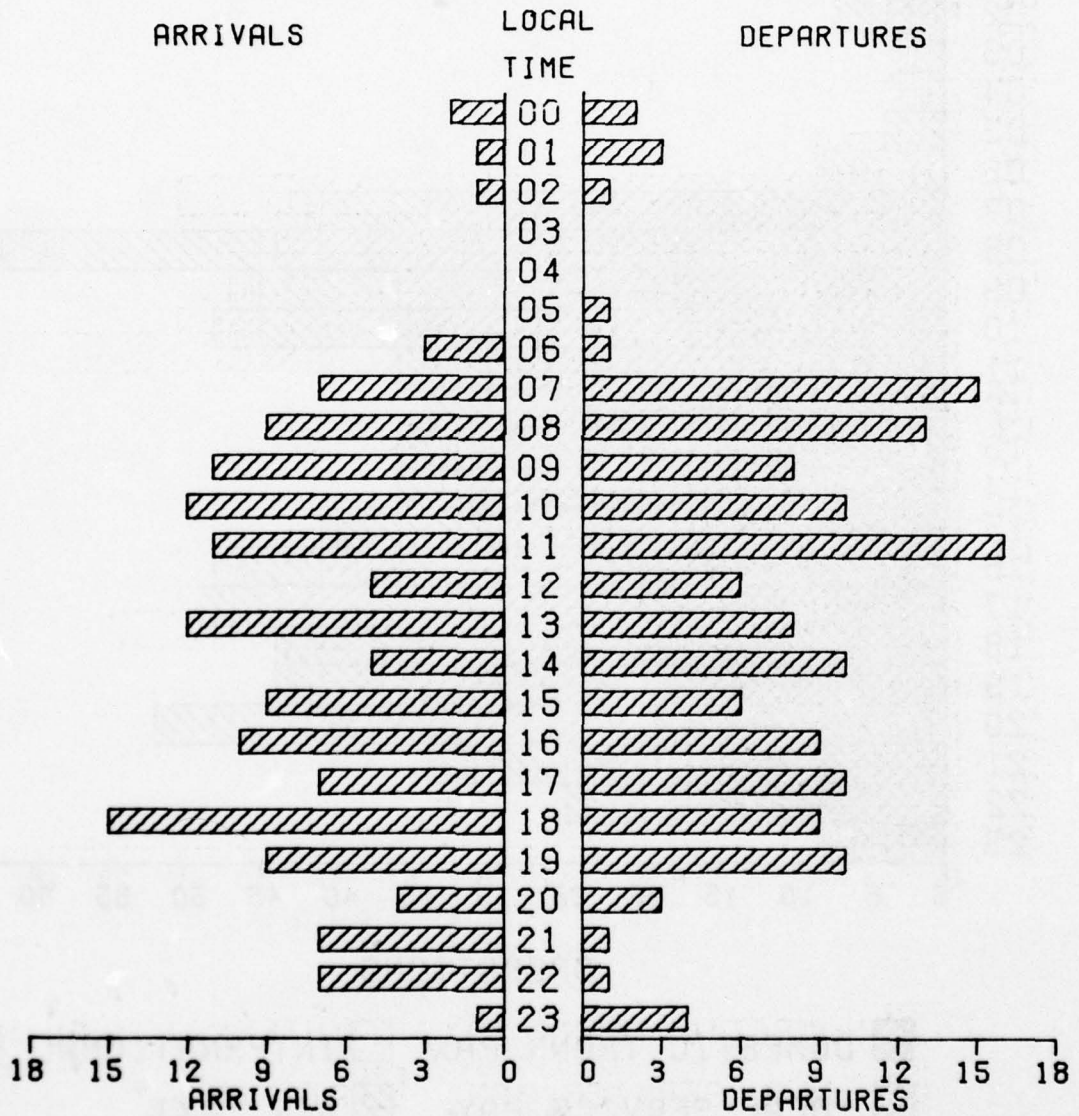
PHILADELPHIA, PA.

PHL
SCHEDULED OPERATIONS BY HOUR
FRIDAY - AUGUST 5, 1977

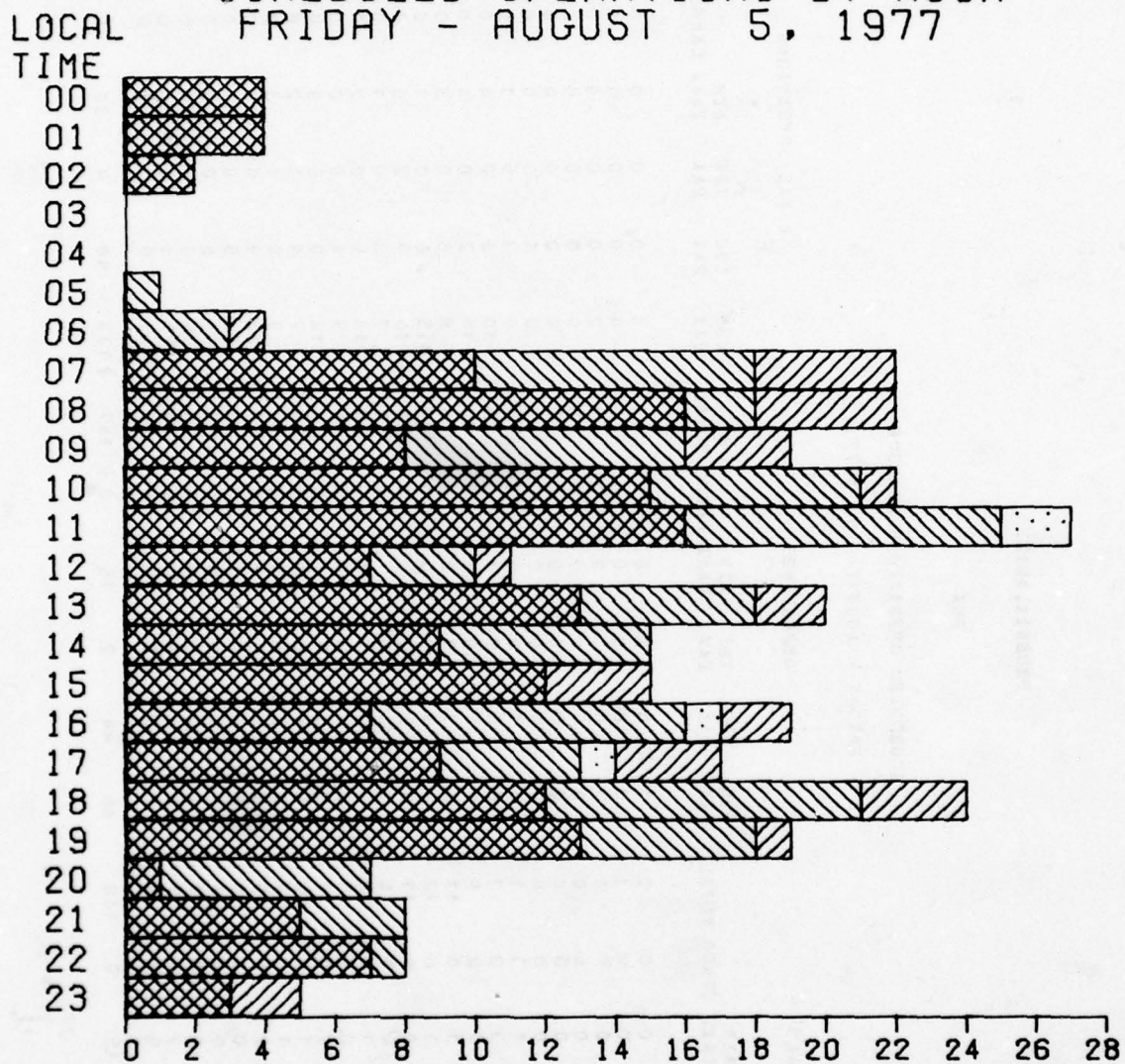


DOMESTIC TRUNK PAX
 INTERNATIONAL PAX
 LOCAL SERVICE PAX
 AIR TAXI
 CARGO

PHOENIX, ARIZ.
 PHX
 SCHEDULED OPERATIONS
 FRIDAY - AUGUST 5, 1977



PHOENIX, ARIZ.
PHX
SCHEDULED OPERATIONS BY HOUR
FRIDAY - AUGUST 5, 1977



DOMESTIC TRUNK PAX
 INTERNATIONAL PAX
 LOCAL SERVICE PAX
 AIR TAXI

CARGO

PHOENIX, ARIZ.

PHX

SCHEDULED OPERATIONS BY HOUR

FRIDAY - AUGUST 5, 1977

HOUR	ARRIVALS			DEPARTURES			TOTAL OPERATIONS					
	DOM PAX	LOC PAX	INT PAX	DOM PAX	LOC PAX	INT PAX	DOM PAX	LJC PAX	INT PAX	AIR TAXI	CARGO	TOTAL
00	2	0	0	2	0	0	4	0	0	0	0	4
01	1	0	0	3	0	0	4	0	0	0	0	4
02	1	0	0	1	0	0	2	0	0	0	0	2
03	0	0	0	0	0	0	0	0	0	0	0	0
04	0	0	0	0	0	0	0	0	0	0	0	0
05	0	0	0	0	1	0	0	1	0	0	0	1
06	0	2	0	0	1	0	0	3	0	0	0	4
07	2	2	0	8	6	0	10	16	8	0	0	22
08	6	1	0	10	1	0	16	2	0	4	0	22
09	5	5	0	3	3	0	8	8	0	3	0	19
10	8	3	0	7	3	0	15	6	0	1	0	22
11	6	5	0	10	4	2	16	9	2	0	0	27
12	4	1	0	3	2	0	7	3	0	1	0	11
13	8	3	0	5	2	0	13	5	0	2	0	20
14	3	2	0	6	4	0	9	6	0	0	0	15
15	7	0	0	5	0	0	12	0	0	3	0	15
16	3	5	1	4	4	0	7	9	1	2	0	19
17	3	2	1	6	4	0	9	4	1	3	0	17
18	9	4	0	3	5	0	12	9	0	3	0	24
19	7	2	0	6	3	0	13	5	0	1	0	19
20	1	3	0	0	3	0	1	6	0	0	0	7
21	4	3	0	1	0	0	5	3	0	0	0	8
22	6	1	0	1	0	0	7	1	0	0	0	8
23	1	0	0	2	0	0	3	0	0	2	0	5
TOTAL DAY	87	44	2	86	44	2	173	88	4	30	0	295

PEAK OPERATIONS PER HOUR : 27
 PEAK AS PERCENT OF TOTAL : 9.2%
 PEAK HOUR(S) OF OPERATION: 11

PITTSBURGH, PA.

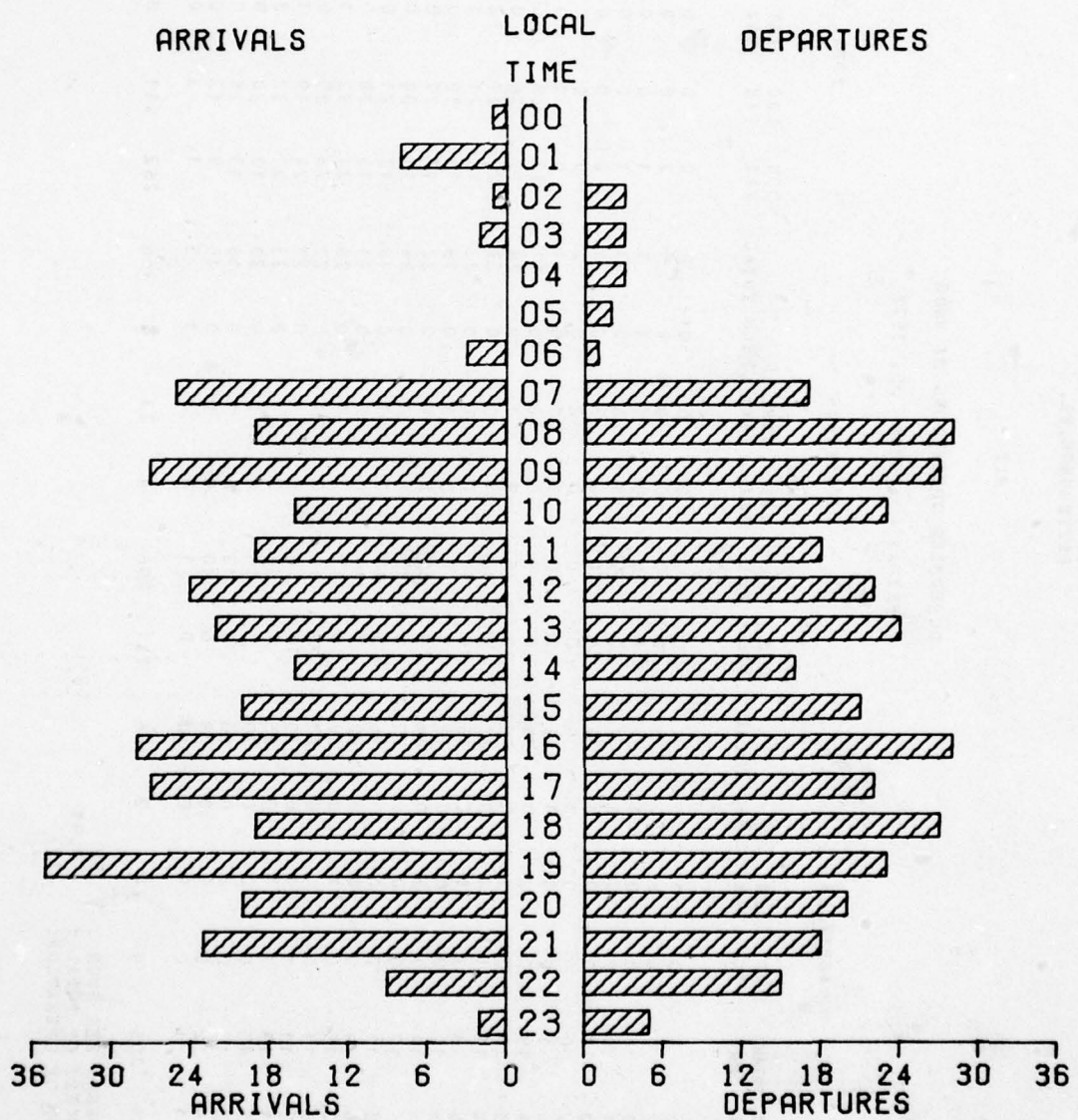
PIT

SCHEDULED OPERATIONS BY HOUR
FRIDAY - AUGUST 5, 1977

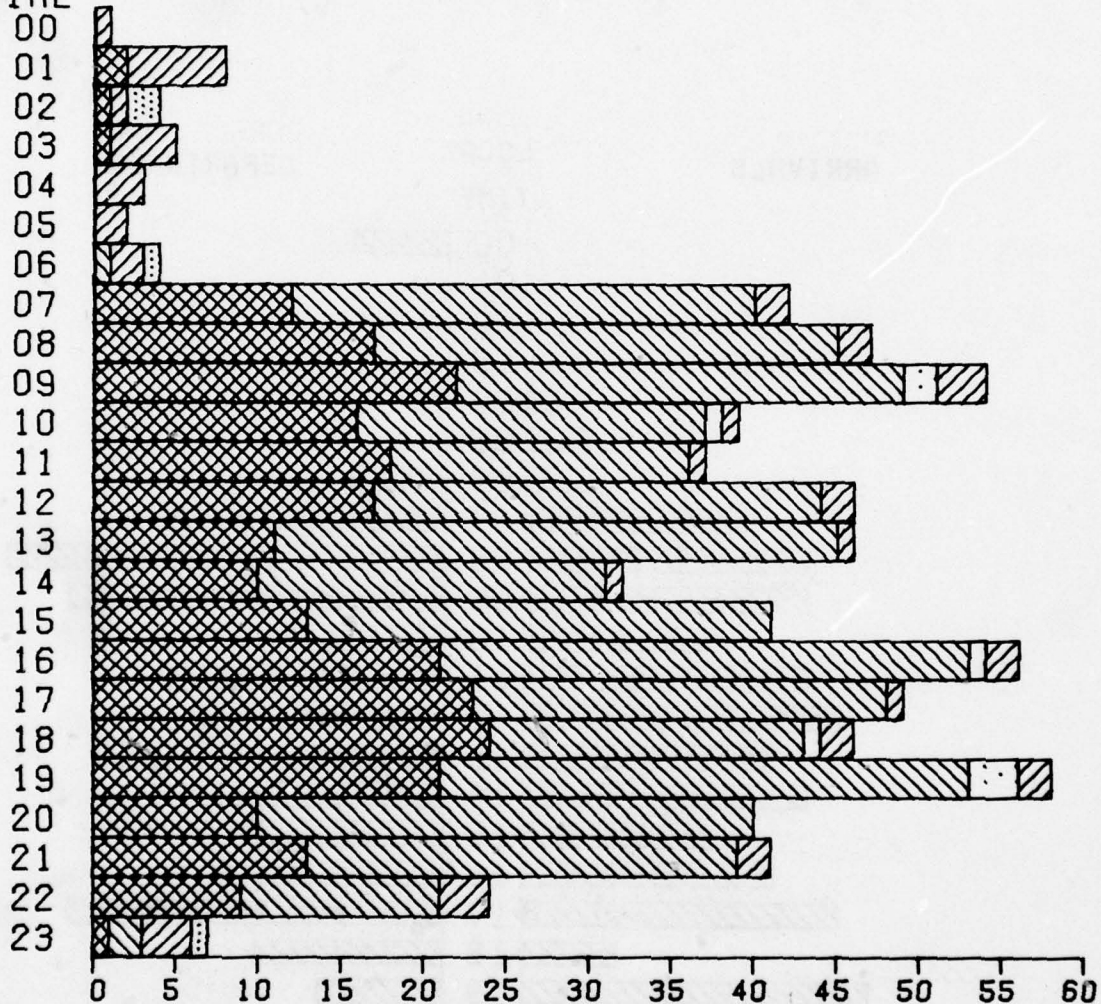
HOUR	ARRIVALS						DEPARTURES						TOTAL OPERATIONS					
	DOM PAX	LOC PAX	INT PAX	AIR TAXI	CARGO	TOTAL	DOM PAX	LOC PAX	INT PAX	AIR TAXI	CARGO	TOTAL	DOM PAX	LOC PAX	INT PAX	AIR TAXI	CARGO	TOTAL
00	0	0	0	1	0	1	0	0	0	0	0	0	0	0	0	1	0	1
01	2	0	0	6	0	8	0	0	0	0	0	0	2	0	0	6	0	8
02	0	0	0	0	1	1	1	0	0	1	1	3	1	0	0	1	2	4
03	1	0	0	1	0	2	0	0	3	0	3	3	1	0	0	4	0	5
04	0	0	0	0	0	0	0	0	3	0	3	3	0	0	0	3	0	3
05	0	0	0	0	0	0	0	0	2	0	2	2	0	0	0	2	0	2
06	0	1	0	1	1	3	0	0	1	0	1	1	0	0	0	2	1	4
07	4	19	0	2	0	25	8	9	0	0	17	12	28	0	0	2	0	42
08	5	13	0	1	0	19	12	15	0	1	28	17	28	0	2	2	0	47
09	14	11	1	1	0	27	8	16	1	2	27	22	27	2	3	3	0	54
10	6	8	1	1	0	16	10	13	0	0	23	16	21	1	1	1	0	39
11	9	10	0	0	0	19	9	8	0	1	18	18	18	0	1	0	0	37
12	8	14	0	2	0	24	9	13	0	0	22	17	27	0	2	0	0	46
13	5	17	0	0	0	22	6	17	0	1	24	11	34	0	1	0	0	46
14	5	11	0	0	0	16	5	10	0	1	16	10	21	0	1	0	0	32
15	6	14	0	0	0	20	7	14	0	0	21	13	28	0	0	0	0	41
16	12	15	0	1	0	28	9	17	1	1	28	21	32	1	2	2	0	56
17	15	11	0	1	0	27	8	14	0	0	22	23	25	0	1	0	0	49
18	6	11	1	1	0	19	18	8	0	1	27	24	19	1	2	0	0	46
19	14	19	1	1	0	35	7	13	2	1	23	21	32	3	2	0	0	58
20	5	15	0	0	0	20	5	15	0	0	20	10	30	0	0	0	0	40
21	9	13	0	1	0	23	4	13	0	1	18	13	26	0	2	0	0	41
22	4	2	0	3	0	9	5	10	0	0	15	9	12	0	3	0	0	24
23	1	1	0	0	0	2	0	1	0	3	1	1	2	0	0	0	1	7
TOTAL DAY	131	205	4	24	2	366	131	206	4	23	2	366	262	411	8	47	4	732

PEAK OPERATIONS PER HOUR : 58
 PEAK AS PERCENT OF TOTAL : 7.9%
 PEAK HOUR(S) OF OPERATION: 19

PITTSBURGH, PA.
 PIT
 SCHEDULED OPERATIONS
 FRIDAY - AUGUST 5, 1977



PITTSBURGH, PA.


PIT
SCHEDULED OPERATIONS BY HOUR
FRIDAY - AUGUST 5, 1977LOCAL
TIME

OPERATIONS

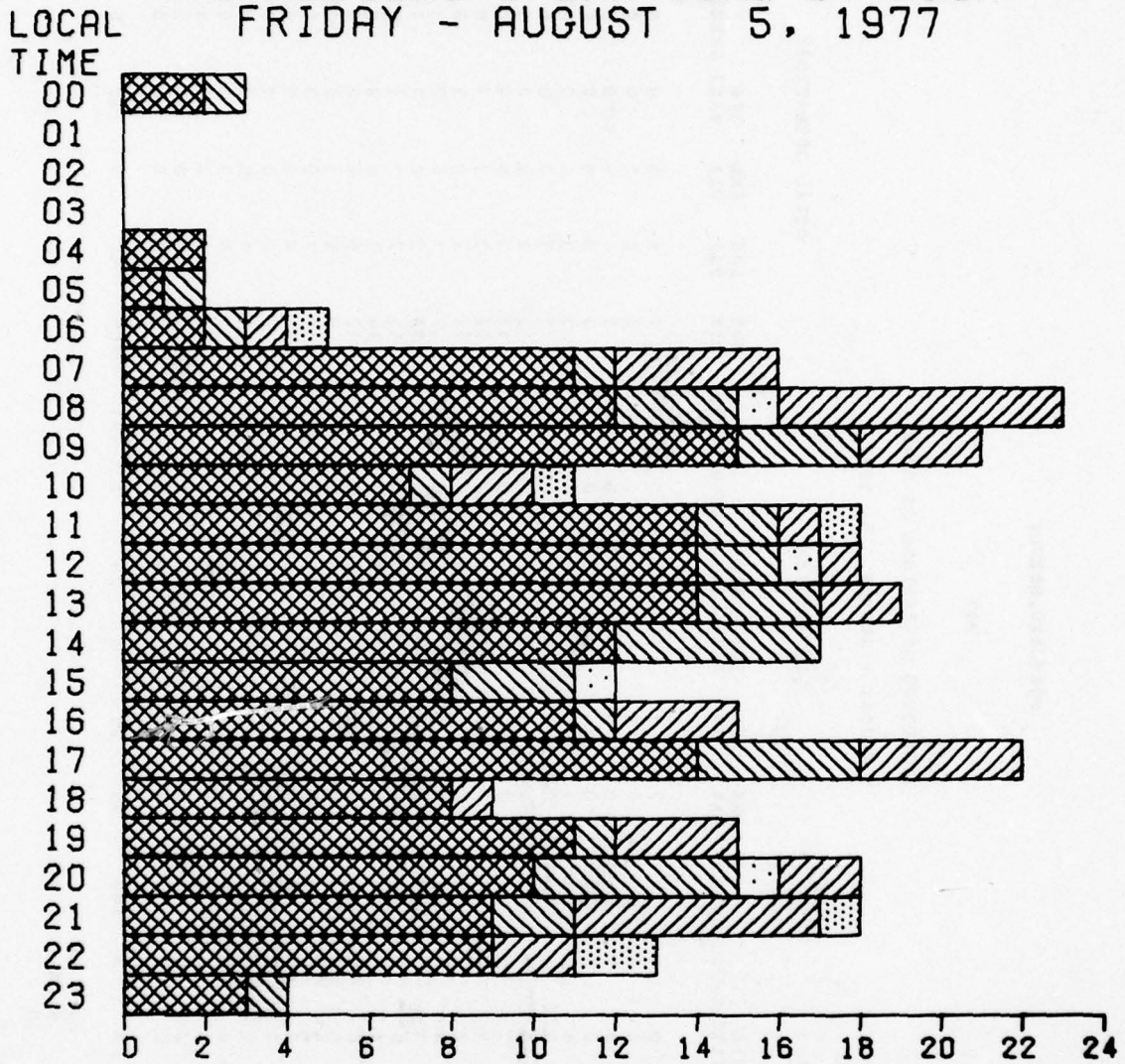
DOMESTIC TRUNK PAX
 INTERNATIONAL PAX
 LOCAL SERVICE PAX
 AIR TAXI

CARGO

PORTLAND, OREGON
 PDX
 SCHEDULED OPERATIONS
 FRIDAY - AUGUST 5, 1977



PORTLAND, OREGON
 PDX
 SCHEDULED OPERATIONS BY HOUR
 FRIDAY - AUGUST 5, 1977



OPERATIONS

- DOMESTIC TRUNK PAX
 INTERNATIONAL PAX
- LOCAL SERVICE PAX
 AIR TAXI
- CARGO

PORTLAND, OREGON

PDX


SCHEDULED OPERATIONS BY HOUR

FRIDAY - AUGUST 5, 1977

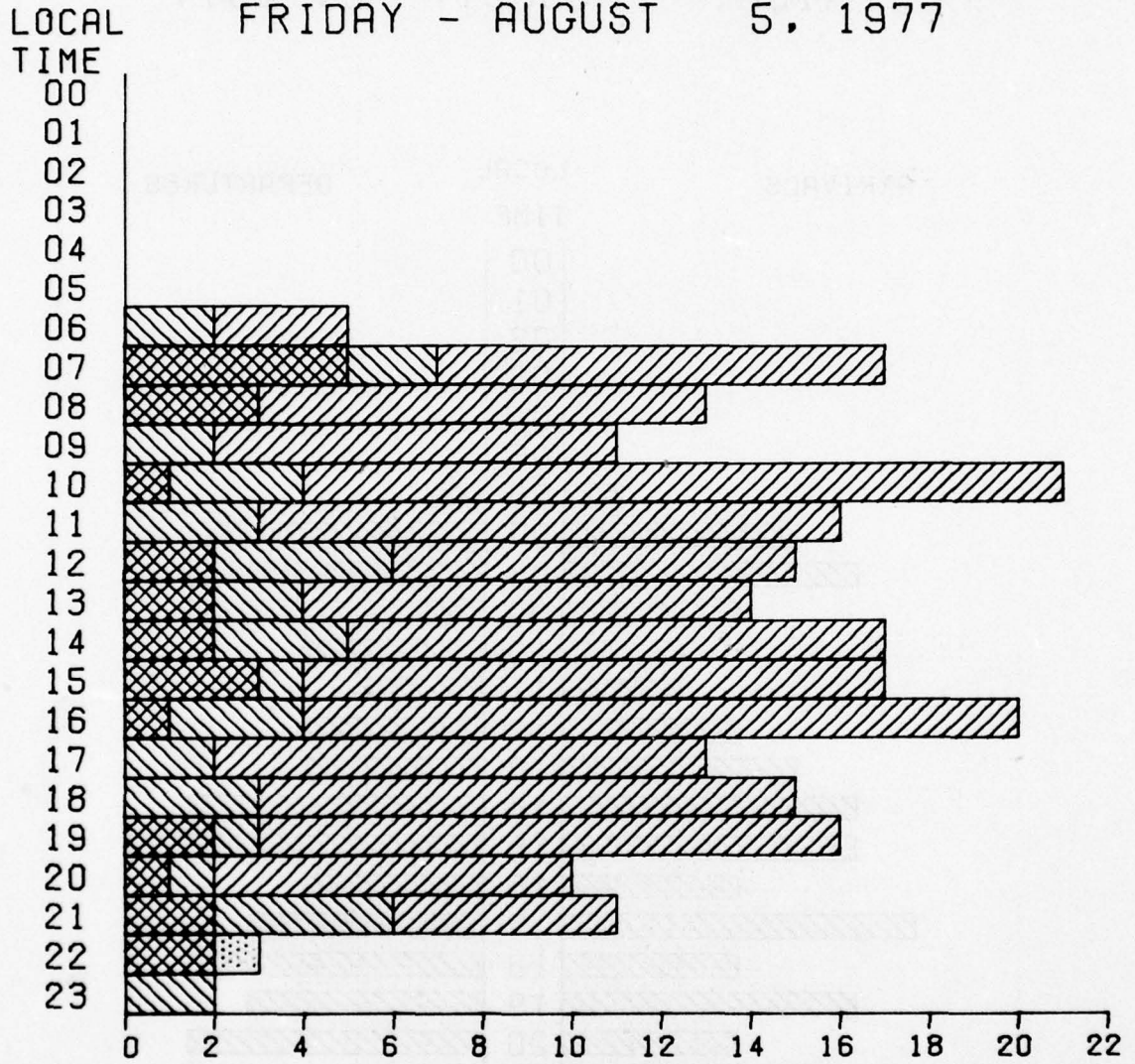
HOUR	ARRIVALS			DEPARTURES			TOTAL OPERATIONS													
	DOM PAX	LOC PAX	INT PAX	DOM PAX	LOC PAX	INT PAX	DOM PAX	LOC PAX	INT PAX	DOM PAX	LOC PAX	INT PAX	AIR TAXI	AIR TAXI	AIR TAXI	CARGO	CARGO	CARGO	TOTAL	
00	0	0	0	0	0	0	0	0	0	0	0	0	0	0	0	0	0	0	0	3
01	0	0	0	0	0	0	0	0	0	0	0	0	0	0	0	0	0	0	0	0
02	0	0	0	0	0	0	0	0	0	0	0	0	0	0	0	0	0	0	0	0
03	0	0	0	0	0	0	0	0	0	0	0	0	0	0	0	0	0	0	0	0
04	1	0	0	0	0	0	0	0	0	0	0	0	0	0	0	0	0	0	0	2
05	1	1	0	0	0	0	0	0	0	0	0	0	0	0	0	0	0	0	0	2
06	1	0	0	0	0	0	0	0	0	0	0	0	0	0	0	0	0	0	0	5
07	3	1	0	0	0	0	0	0	0	0	0	0	0	0	0	0	0	0	0	16
08	5	2	1	0	0	0	0	0	0	0	0	0	0	0	0	0	0	0	0	23
09	7	0	0	0	0	0	0	0	0	0	0	0	0	0	0	0	0	0	0	21
10	3	1	0	0	0	0	0	0	0	0	0	0	0	0	0	0	0	0	0	11
11	6	1	0	0	0	0	0	0	0	0	0	0	0	0	0	0	0	0	0	18
12	8	1	1	0	0	0	0	0	0	0	0	0	0	0	0	0	0	0	0	18
13	6	1	0	0	0	0	0	0	0	0	0	0	0	0	0	0	0	0	0	19
14	6	3	0	0	0	0	0	0	0	0	0	0	0	0	0	0	0	0	0	17
15	5	1	0	0	0	0	0	0	0	0	0	0	0	0	0	0	0	0	0	12
16	5	1	0	0	0	0	0	0	0	0	0	0	0	0	0	0	0	0	0	15
17	2	0	0	0	0	0	0	0	0	0	0	0	0	0	0	0	0	0	0	22
18	2	0	0	0	0	0	0	0	0	0	0	0	0	0	0	0	0	0	0	9
19	8	1	0	0	0	0	0	0	0	0	0	0	0	0	0	0	0	0	0	15
20	6	2	0	0	0	0	0	0	0	0	0	0	0	0	0	0	0	0	0	18
21	7	1	0	0	0	0	0	0	0	0	0	0	0	0	0	0	0	0	0	18
22	5	0	0	0	0	0	0	0	0	0	0	0	0	0	0	0	0	0	0	13
23	2	1	0	0	0	0	0	0	0	0	0	0	0	0	0	0	0	0	0	4
TOTAL DAY	94	20	2	21	3	140	95	20	2	21	3	141	189	40	4	42	6	281		

PEAK OPERATIONS PER HOUR : 23
 PEAK AS PERCENT OF TOTAL : 8.2%
 PEAK HOUR(S) OF OPERATION: 08

PROVIDENCE, R.I.
 PVD
 SCHEDULED OPERATIONS
 FRIDAY - AUGUST 5, 1977




PROVIDENCE, R.I.
PVD
SCHEDULED OPERATIONS BY HOUR
FRIDAY - AUGUST 5, 1977



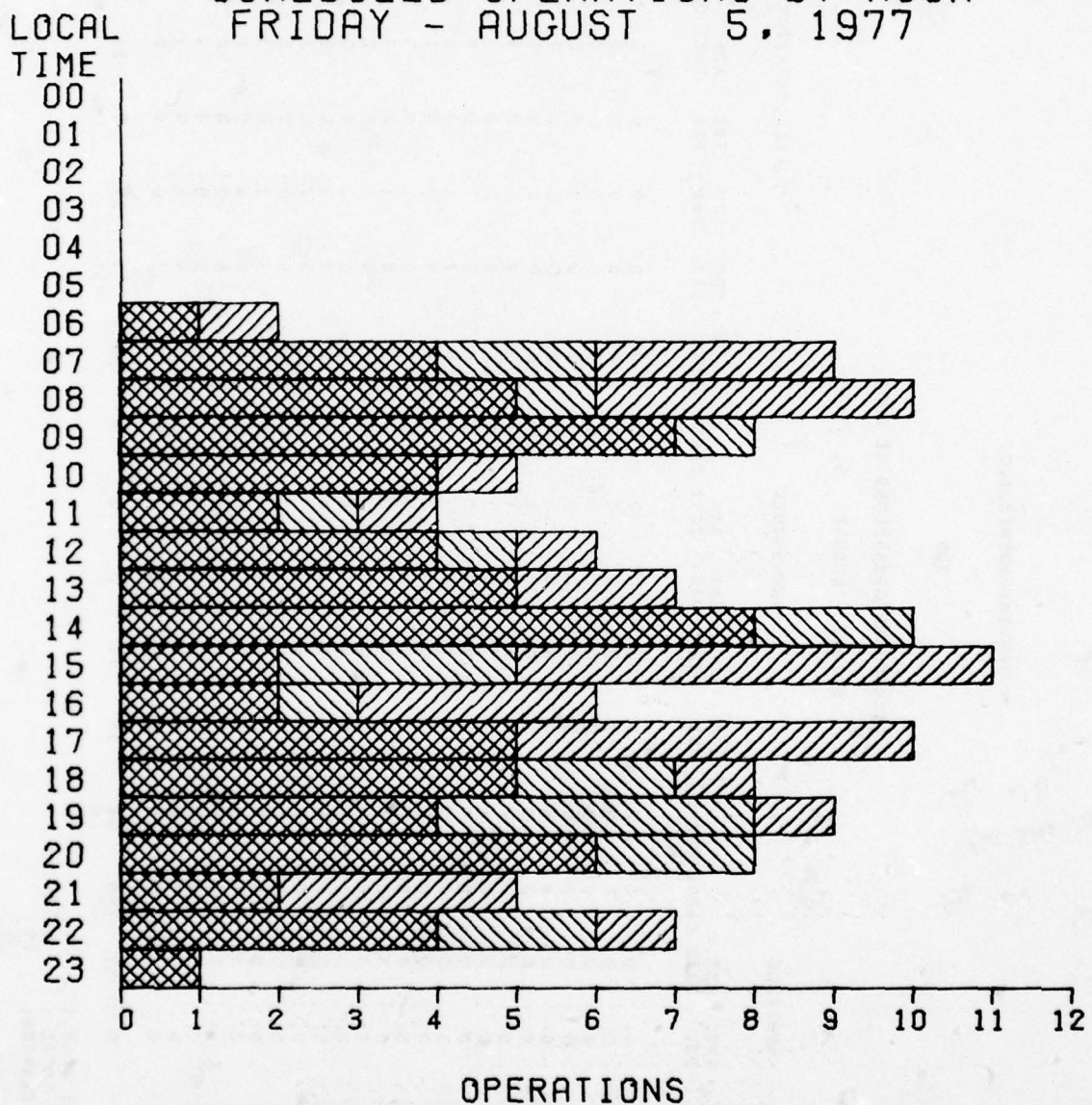
OPERATIONS

- DOMESTIC TRUNK PAX
- INTERNATIONAL PAX
- LOCAL SERVICE PAX
- AIR TAXI
- CARGO

RALEIGH-DURHAM, N.C.
 RDU
 SCHEDULED OPERATIONS
 FRIDAY - AUGUST 5, 1977



RALEIGH-DURHAM, N.C.
 RDU
 SCHEDULED OPERATIONS BY HOUR
 FRIDAY - AUGUST 5, 1977



RALEIGH-DURHAM, N.C.

RDU

SCHEDULED OPERATIONS BY HOUR

FRIDAY - AUGUST 5, 1977

HOUR	ARRIVALS			DEPARTURES			TOTAL OPERATIONS			
	DOH PAX	LOC PAX	INT PAX	DOH PAX	LOC PAX	INT PAX	DOH PAX	LOC PAX	INT PAX	AIR TAXI CARGO TOTAL
00	0	0	0	0	0	0	0	0	0	0
01	0	0	0	0	0	0	0	0	0	0
02	0	0	0	0	0	0	0	0	0	0
03	0	0	0	0	0	0	0	0	0	0
04	0	0	0	0	0	0	0	0	0	0
05	0	0	0	0	0	0	0	0	0	0
06	1	0	0	0	0	0	0	0	0	0
07	1	1	0	3	1	0	4	2	0	3
08	2	1	0	3	0	0	5	1	0	4
09	3	0	0	4	1	0	5	7	0	0
10	2	0	0	2	0	0	3	4	0	1
11	0	1	0	2	0	0	2	1	0	0
12	2	0	0	2	1	0	3	4	0	1
13	3	0	0	2	0	0	3	5	0	0
14	4	1	0	4	1	0	5	8	2	0
15	1	2	0	1	1	0	3	2	3	0
16	1	0	0	1	0	0	1	0	0	0
17	4	0	0	1	0	0	5	5	0	5
18	2	1	0	3	1	0	4	4	0	1
19	2	1	0	2	2	0	4	6	2	0
20	2	1	0	4	1	0	5	4	0	0
21	2	0	0	3	0	0	3	2	0	0
22	3	1	0	1	1	0	4	4	0	0
23	1	0	0	0	0	0	1	1	0	0
TOTAL DAY	36	11	0	35	11	0	62	71	22	33
							0	62	0	126

PEAK OPERATIONS PER HOUR : 11
 PEAK AS PERCENT OF TOTAL : 8.7%
 PEAK HOUR(S) OF OPERATION : 15

RENO, NEVADA

RNO

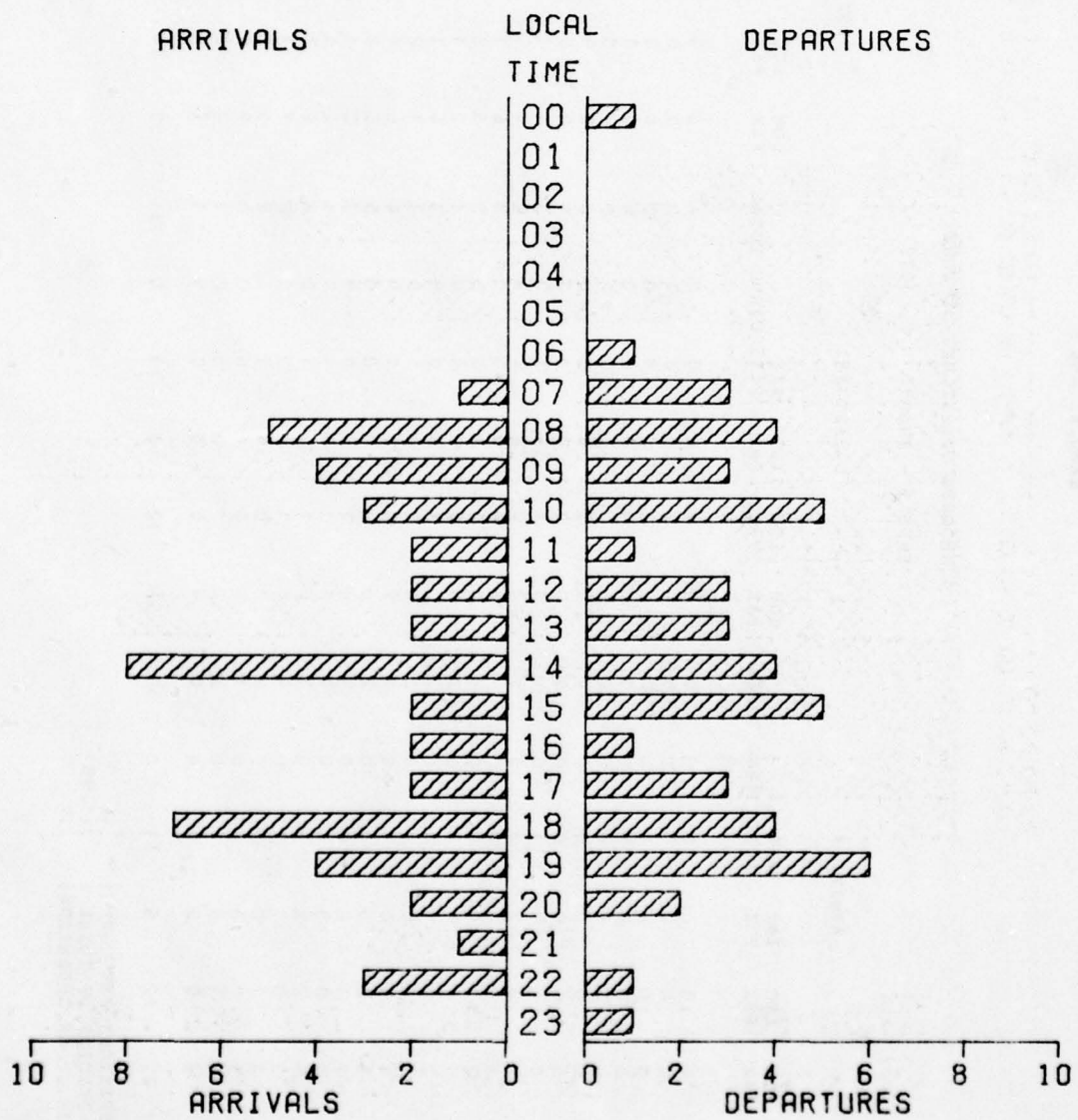
SCHEDULED OPERATIONS BY HOUR

FRIDAY - AUGUST 5, 1977

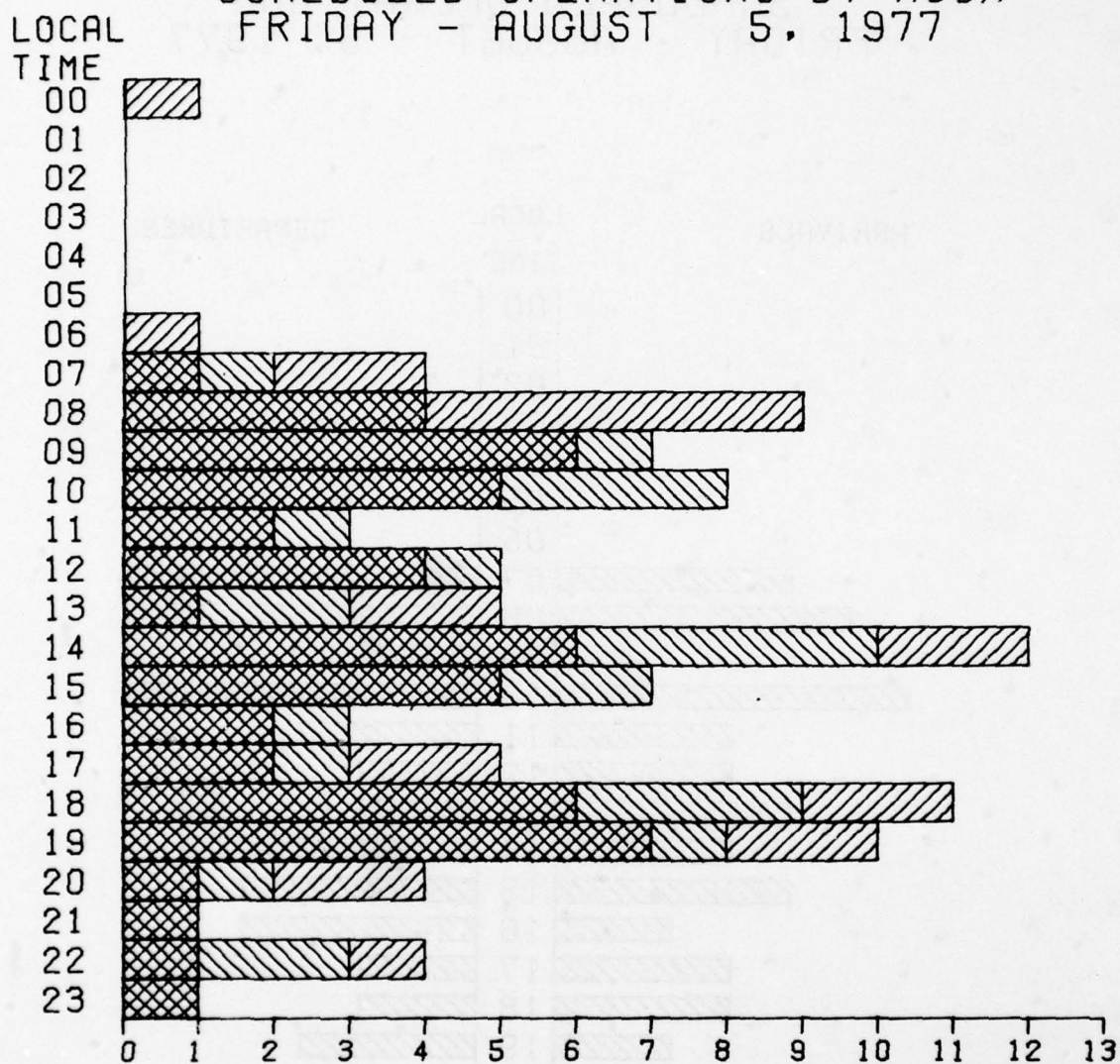
HOUR	ARRIVALS			DEPARTURES			TOTAL OPERATIONS							
	DOM PAX	LOC PAX	INT PAX	DOM PAX	LOC PAX	INT PAX	DOM PAX	LOC PAX	INT PAX	AIR TAXI	AIR TAXI	CARGO	CARGO	TOTAL
00	0	0	0	0	0	0	0	0	0	0	0	0	0	1
01	0	0	0	0	0	0	0	0	0	0	0	0	0	0
02	0	0	0	0	0	0	0	0	0	0	0	0	0	0
03	0	0	0	0	0	0	0	0	0	0	0	0	0	0
04	0	0	0	0	0	0	0	0	0	0	0	0	0	0
05	0	0	0	0	0	0	0	0	0	0	0	0	0	0
06	0	0	0	0	0	0	0	0	0	0	0	0	0	0
07	0	0	0	0	0	0	0	0	0	0	0	0	0	0
08	2	0	0	1	1	0	1	1	1	0	0	0	0	1
09	3	1	0	3	0	0	2	4	0	0	0	0	0	4
10	2	1	0	0	0	0	0	3	0	0	0	0	0	9
11	1	1	0	0	2	0	0	5	3	0	0	0	0	7
12	2	0	0	2	1	0	0	3	1	0	0	0	0	8
13	0	1	0	1	1	0	0	1	1	0	0	0	0	3
14	4	3	0	1	1	0	0	3	2	0	0	0	0	5
15	2	0	0	2	2	0	0	4	4	0	0	0	0	12
16	1	1	0	0	2	0	0	3	2	0	0	0	0	7
17	1	0	0	0	1	0	0	2	1	0	0	0	0	3
18	4	2	0	1	1	0	0	4	3	0	0	0	0	5
19	3	0	0	1	1	0	0	4	6	0	0	0	0	11
20	0	1	0	1	0	0	0	2	1	0	0	0	0	10
21	1	0	0	0	0	0	0	1	1	0	0	0	0	4
22	1	1	0	1	1	0	0	3	2	0	0	0	0	4
23	0	0	0	0	0	0	0	0	0	0	0	0	0	1
TOTAL DAY	27	12	0	11	12	0	28	50	28	12	0	11	0	101

PEAK OPERATIONS PER HOUR : 12
 PEAK AS PERCENT OF TOTAL : 11.9%
 PEAK HOUR(S) OF OPERATION: 14

RENO, NEVADA
RNO
SCHEDULED OPERATIONS
FRIDAY - AUGUST 5, 1977




RENO, NEVADA
RNO
SCHEDULED OPERATIONS BY HOUR
FRIDAY - AUGUST 5, 1977



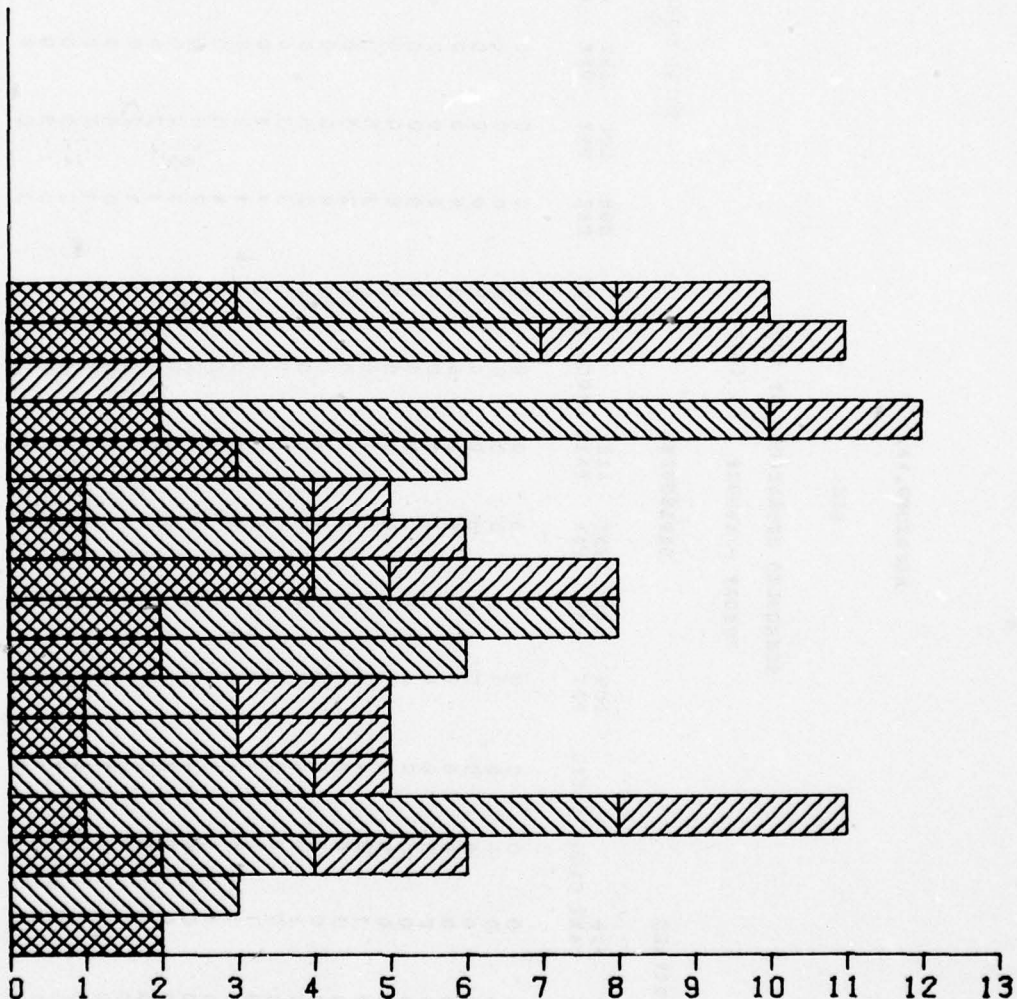
DOMESTIC TRUNK PAX
 INTERNATIONAL PAX
 LOCAL SERVICE PAX
 AIR TAXI

CARGO

RICHMOND, VA.
 RIC
 SCHEDULED OPERATIONS
 FRIDAY - AUGUST 5, 1977



RICHMOND, VA.

 RIC
 SCHEDULED OPERATIONS BY HOUR
 FRIDAY - AUGUST 5, 1977
LOCAL
TIME
 00
 01
 02
 03
 04
 05
 06
 07
 08
 09
 10
 11
 12
 13
 14
 15
 16
 17
 18
 19
 20
 21
 22
 23


OPERATIONS

[Cross-hatch] DOMESTIC TRUNK PAX [White] INTERNATIONAL PAX
 [Diagonal lines] LOCAL SERVICE PAX [Diagonal lines] AIR TAXI
 [Grid] CARGO

RICHMOND, VA.

RIC

SCHEDULED OPERATIONS BY HOUR

FRIDAY - AUGUST 5, 1977

HOUR	ARRIVALS			DEPARTURES			TOTAL OPERATIONS							
	DOM PAX	LOC PAX	INT PAX	DOM PAX	LOC PAX	INT PAX	DOM PAX	LOC PAX	INT PAX	AIR TAXI	AIR TAXI	CARGO	CARGO	TOTAL
00	0	0	0	0	0	0	0	0	0	0	0	0	0	0
01	0	0	0	0	0	0	0	0	0	0	0	0	0	0
02	0	0	0	0	0	0	0	0	0	0	0	0	0	0
03	0	0	0	0	0	0	0	0	0	0	0	0	0	0
04	0	0	0	0	0	0	0	0	0	0	0	0	0	0
05	0	0	0	0	0	0	0	0	0	0	0	0	0	0
06	0	0	0	0	0	0	0	0	0	0	0	0	0	0
07	0	3	0	0	2	0	0	3	5	0	2	0	0	10
08	0	2	0	0	3	0	0	2	5	0	4	0	0	11
09	0	0	0	0	0	0	0	0	0	0	0	0	0	0
10	1	4	0	0	1	0	0	2	0	0	2	0	0	2
11	1	2	0	0	4	0	0	6	8	0	0	0	0	12
12	1	1	0	0	1	0	0	0	3	0	0	0	0	6
13	1	2	0	0	2	0	0	2	3	0	0	0	0	5
14	2	0	0	0	1	0	0	0	1	0	2	0	0	8
15	0	4	0	0	2	0	0	0	6	0	0	0	0	6
16	1	1	0	0	3	0	0	0	4	0	0	0	0	8
17	1	1	0	0	1	0	0	0	2	0	0	0	0	5
18	0	2	0	0	0	0	0	0	4	0	0	0	0	6
19	0	1	0	0	0	0	0	0	2	0	0	0	0	5
20	1	4	0	0	3	0	0	0	7	0	0	0	0	11
21	2	1	0	0	0	0	0	0	2	0	0	0	0	6
22	0	1	0	0	1	0	0	0	3	0	0	0	0	3
23	2	0	0	0	0	0	0	0	0	0	0	0	0	2
TOTAL DAY	13	29	0	13	0	13	0	14	29	0	13	0	56	111

PEAK OPERATIONS PER HOUR : 12
 PEAK AS PERCENT OF TOTAL : 10.8%
 PEAK HOUR(S) OF OPERATION: 10

ROANOKE, VA.

ROA


SCHEDULED OPERATIONS BY HOUR

FRIDAY - AUGUST 5, 1977

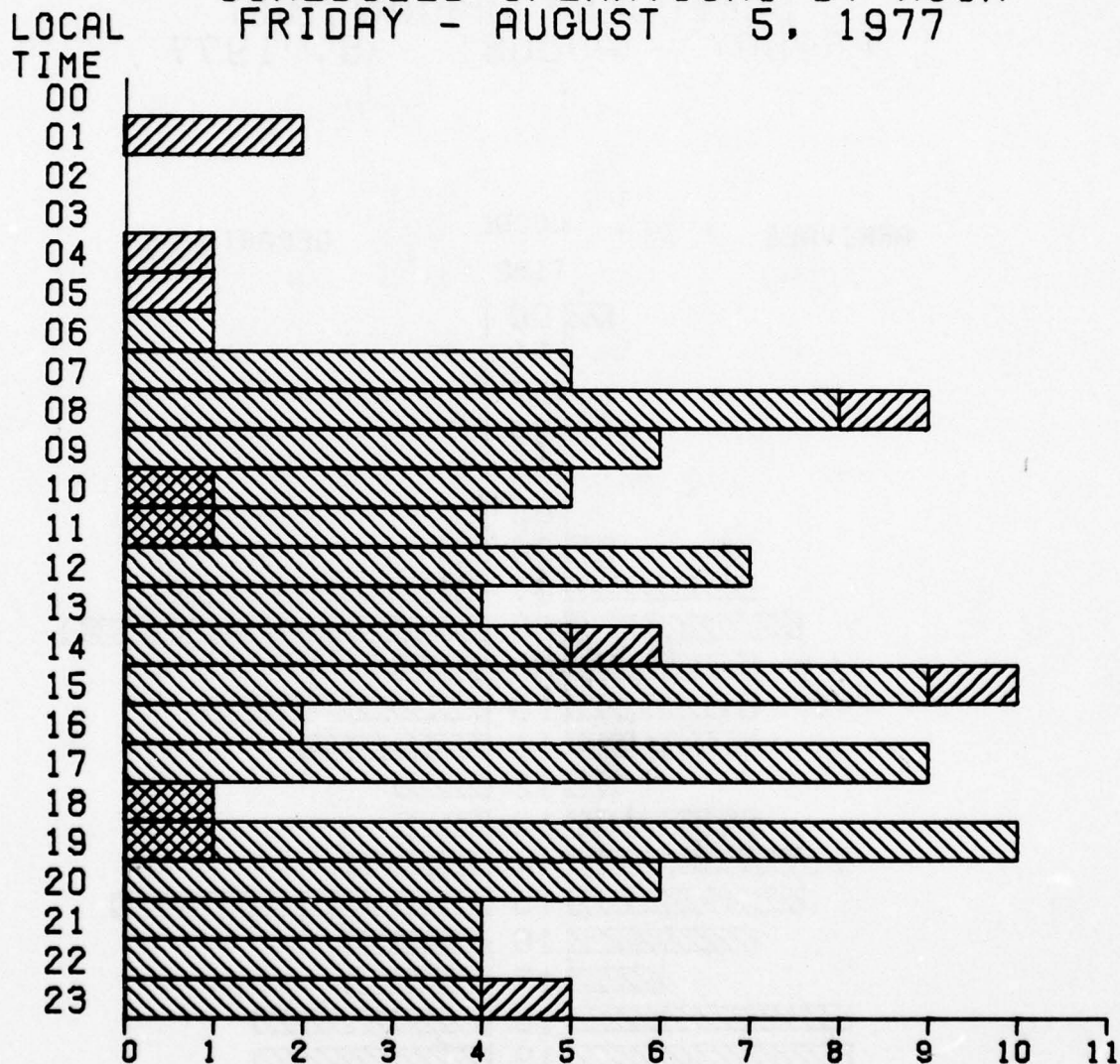
HOUR	ARRIVALS			DEPARTURES			TOTAL OPERATIONS						
	DOM PAX	LOC PAX	INT PAX	DOM PAX	LOC PAX	INT PAX	DOM PAX	LOC PAX	INT PAX	AIR TAXI	AIR TAXI	CARGO	TOTAL
00	0	0	0	0	0	0	0	0	0	0	0	0	0
01	0	0	0	0	0	0	0	0	0	0	0	0	0
02	0	0	0	0	0	0	0	0	0	0	0	0	0
03	0	0	0	0	0	0	0	0	0	0	0	0	0
04	0	0	0	0	0	0	0	0	0	0	0	0	0
05	0	0	0	0	0	0	0	0	0	0	0	0	0
06	0	0	0	0	0	0	0	0	0	0	0	0	0
07	0	0	0	0	0	0	0	0	0	0	0	0	0
08	0	0	0	0	0	0	0	0	0	0	0	0	0
09	0	0	0	0	0	0	0	0	0	0	0	0	0
10	0	0	0	0	0	0	0	0	0	0	0	0	0
11	0	0	0	0	0	0	0	0	0	0	0	0	0
12	0	0	0	0	0	0	0	0	0	0	0	0	0
13	0	0	0	0	0	0	0	0	0	0	0	0	0
14	0	0	0	0	0	0	0	0	0	0	0	0	0
15	0	0	0	0	0	0	0	0	0	0	0	0	0
16	0	0	0	0	0	0	0	0	0	0	0	0	0
17	0	0	0	0	0	0	0	0	0	0	0	0	0
18	0	0	0	0	0	0	0	0	0	0	0	0	0
19	0	0	0	0	0	0	0	0	0	0	0	0	0
20	0	0	0	0	0	0	0	0	0	0	0	0	0
21	0	0	0	0	0	0	0	0	0	0	0	0	0
22	0	0	0	0	0	0	0	0	0	0	0	0	0
23	0	0	0	0	0	0	0	0	0	0	0	0	0
TOTAL DAY	2	45	0	2	45	0	4	0	51	4	8	0	102

PEAK OPERATIONS PER HOUR : 10
 PEAK AS PERCENT OF TOTAL : 9.8%
 PEAK HOUR(S) OF OPERATION: 15-19

ROANOKE, VA.
 ROA
 SCHEDULED OPERATIONS
 FRIDAY - AUGUST 5, 1977



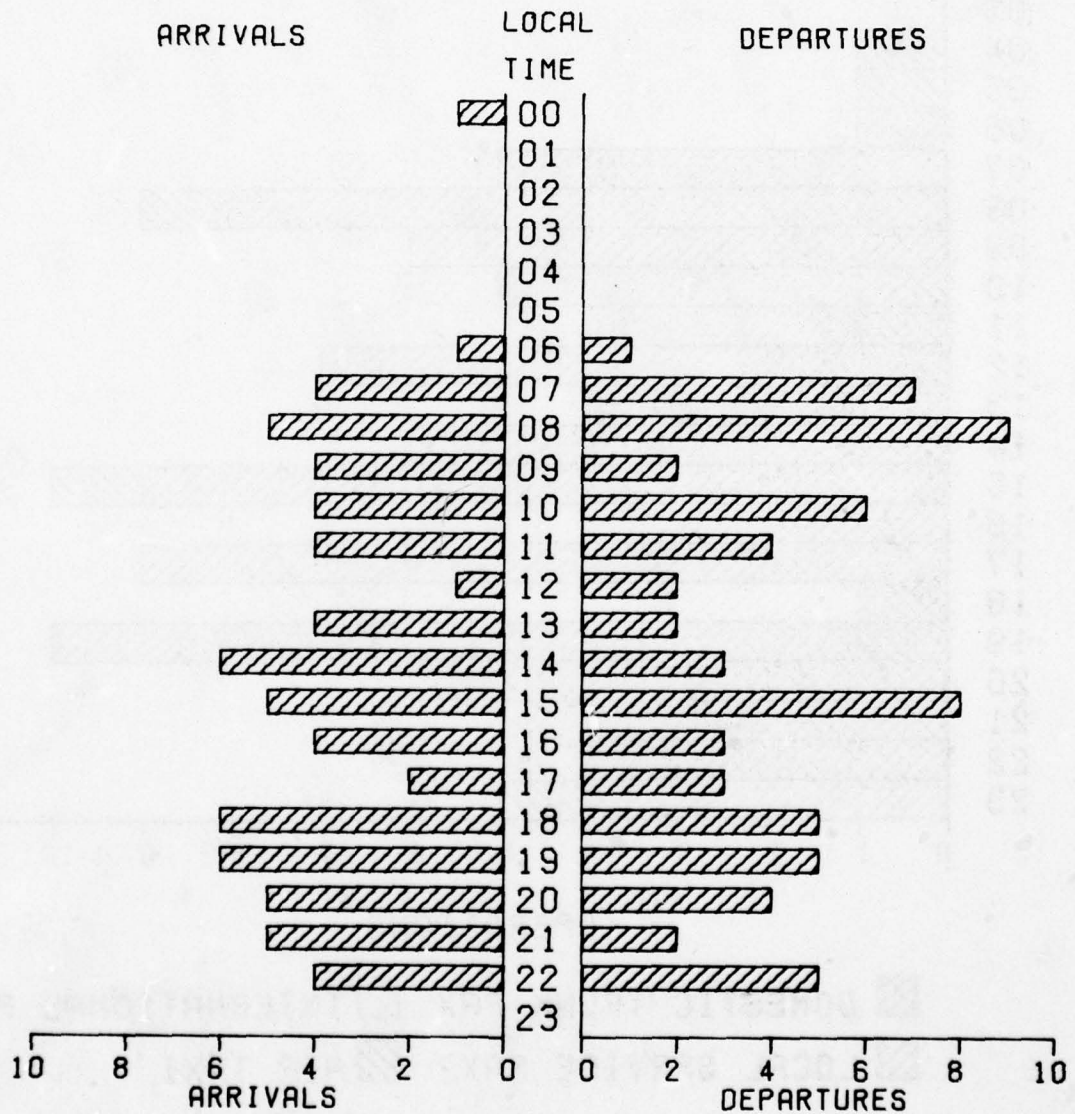
ROANOKE, VA.
ROA
SCHEDULED OPERATIONS BY HOUR
FRIDAY - AUGUST 5, 1977

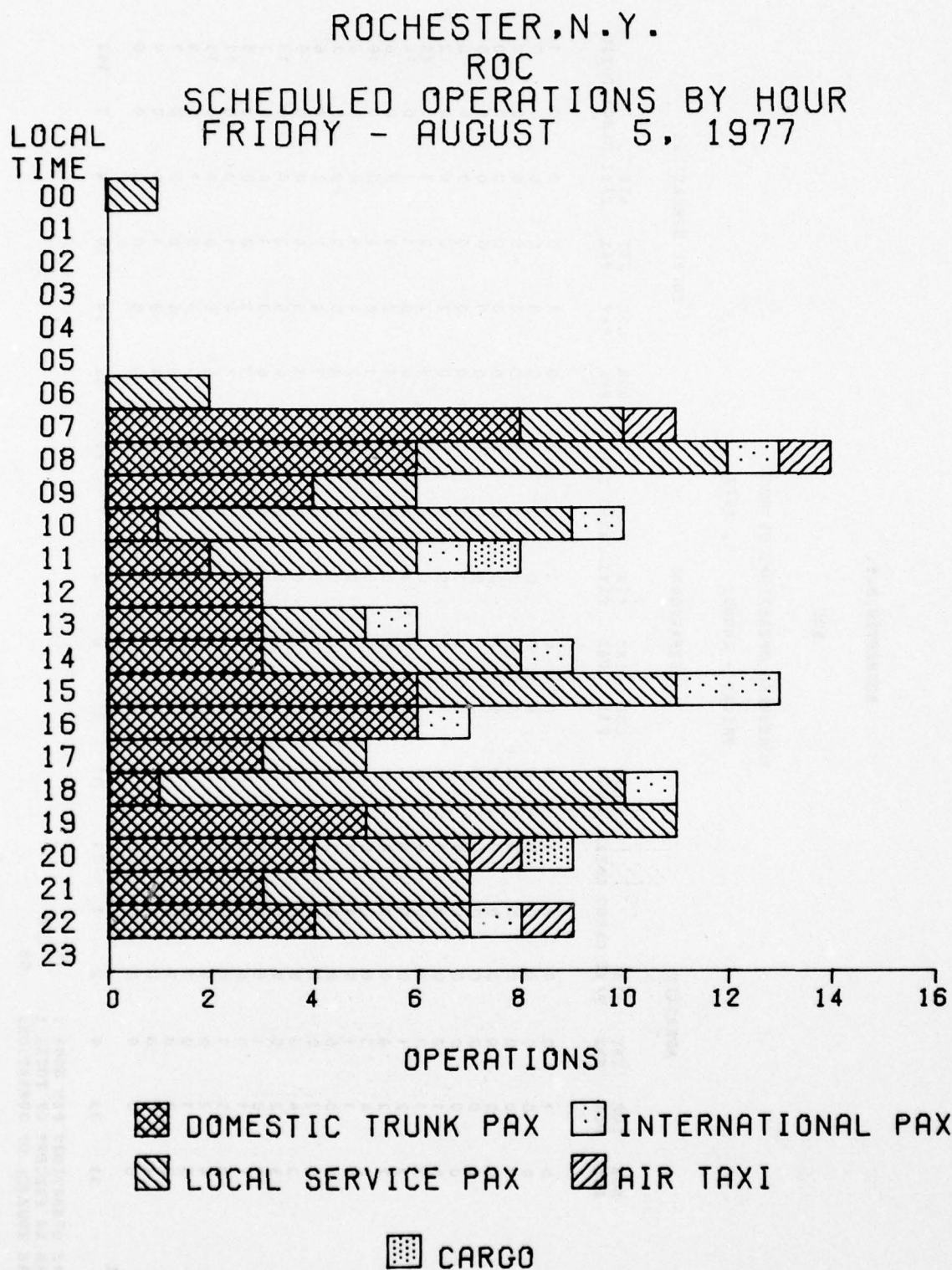


DOMESTIC TRUNK PAX
 INTERNATIONAL PAX
 LOCAL SERVICE PAX
 AIR TAXI

CARGO

ROCHESTER, N.Y.
 ROC
 SCHEDULED OPERATIONS
 FRIDAY - AUGUST 5, 1977





ROCHESTER, N.Y.

ROC

SCHEDULED OPERATIONS BY HOUR

FRIDAY - AUGUST 5, 1977

HOUR	ARRIVALS						DEPARTURES						TOTAL OPERATIONS						
	DOM PAX	LOC PAX	INT PAX	AIR TAXI	CARGO	TOTAL	DOM PAX	LOC PAX	INT PAX	AIR TAXI	CARGO	TOTAL	DOM PAX	LOC PAX	INT PAX	AIR TAXI	CARGO	TOTAL	
00	0	1	0	0	0	1	0	0	0	0	0	0	0	0	0	0	0	0	1
01	0	0	0	0	0	0	0	0	0	0	0	0	0	0	0	0	0	0	0
02	0	0	0	0	0	0	0	0	0	0	0	0	0	0	0	0	0	0	0
03	0	0	0	0	0	0	0	0	0	0	0	0	0	0	0	0	0	0	0
04	0	0	0	0	0	0	0	0	0	0	0	0	0	0	0	0	0	0	0
05	0	0	0	0	0	0	0	0	0	0	0	0	0	0	0	0	0	0	0
06	0	1	0	0	0	1	0	0	0	0	0	0	0	0	0	0	0	0	0
07	2	1	0	1	0	4	6	1	0	0	1	0	0	0	0	0	0	0	2
08	2	2	1	0	0	5	4	4	0	1	0	0	0	0	0	0	0	0	11
09	2	2	0	0	0	4	2	0	0	0	0	0	0	0	0	0	0	0	14
10	0	4	0	0	0	4	1	4	1	0	0	0	0	0	0	0	0	0	6
11	1	1	1	0	1	4	1	3	0	0	0	0	0	0	0	0	0	0	10
12	1	0	0	0	0	1	2	0	0	0	0	0	0	0	0	0	0	0	8
13	2	2	0	0	0	4	1	0	0	0	0	0	0	0	0	0	0	0	3
14	2	4	0	0	0	6	1	1	1	0	0	0	0	0	0	0	0	0	6
15	3	2	0	0	0	5	3	3	2	0	0	0	0	0	0	0	0	0	9
16	3	0	1	0	0	4	3	0	0	0	0	0	0	0	0	0	0	0	13
17	1	1	0	0	0	2	2	1	0	0	0	0	0	0	0	0	0	0	7
18	0	5	1	0	0	6	1	4	0	0	0	0	0	0	0	0	0	0	5
19	4	2	0	0	0	6	1	4	0	0	0	0	0	0	0	0	0	0	11
20	3	1	0	0	0	4	1	2	0	0	0	0	0	0	0	0	0	0	11
21	2	3	0	0	0	5	1	1	0	0	0	0	0	0	0	0	0	0	9
22	3	1	0	0	0	4	1	2	1	0	0	0	0	0	0	0	0	0	7
23	0	0	0	0	0	0	0	0	0	0	0	0	0	0	0	0	0	0	9
TOTAL	31	33	4	2	1	71	31	31	6	2	2	1	71	62	54	10	4	2	142

PEAK OPERATIONS PER HOUR : 14
 PEAK AS PERCENT OF TOTAL : 9.9%
 PEAK HOUR(S) OF OPERATION: 08

SACRAMENTO, CALIF.

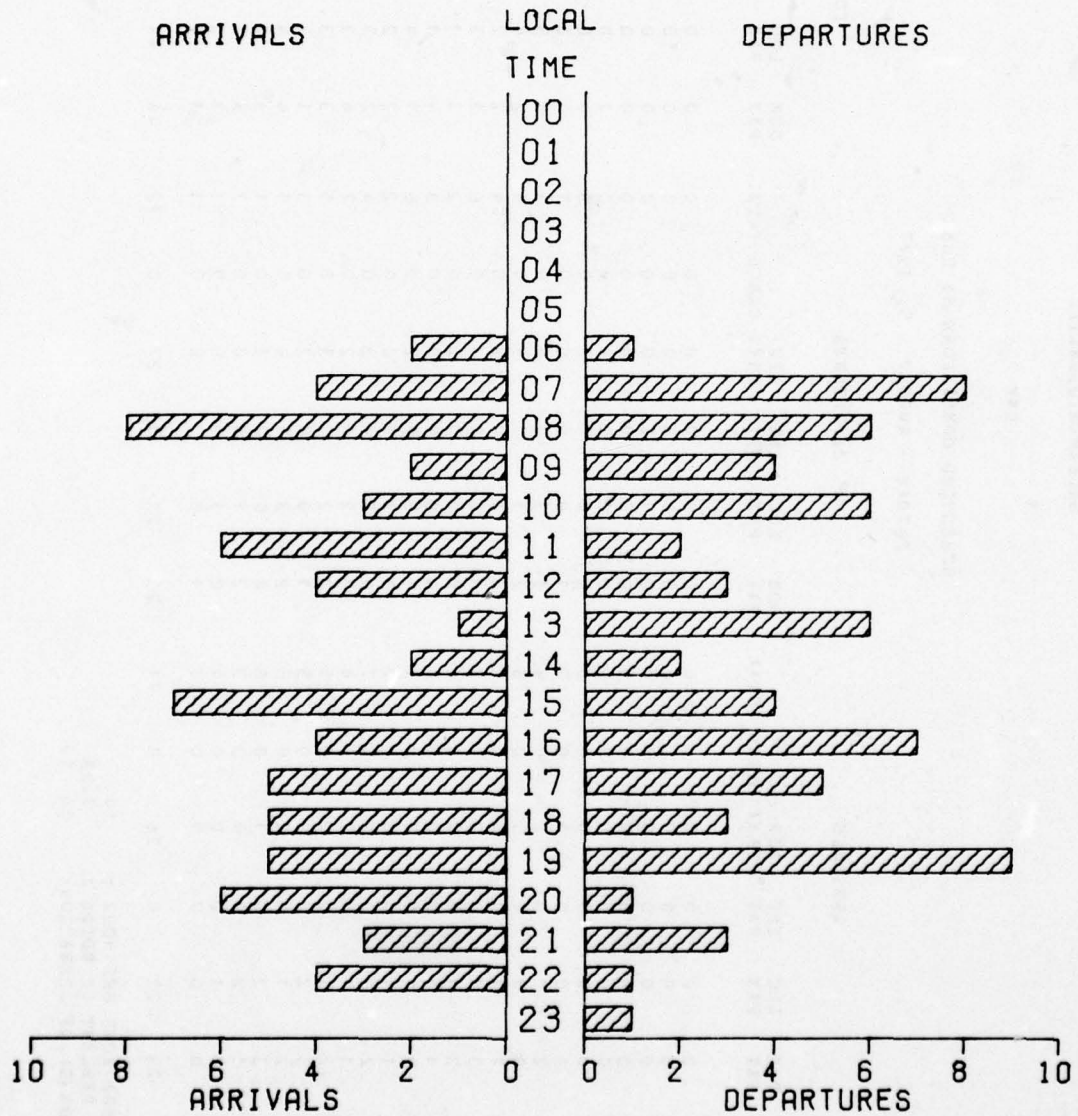
SMF

SCHEDULED OPERATIONS BY HOUR
FRIDAY - AUGUST 5, 1977

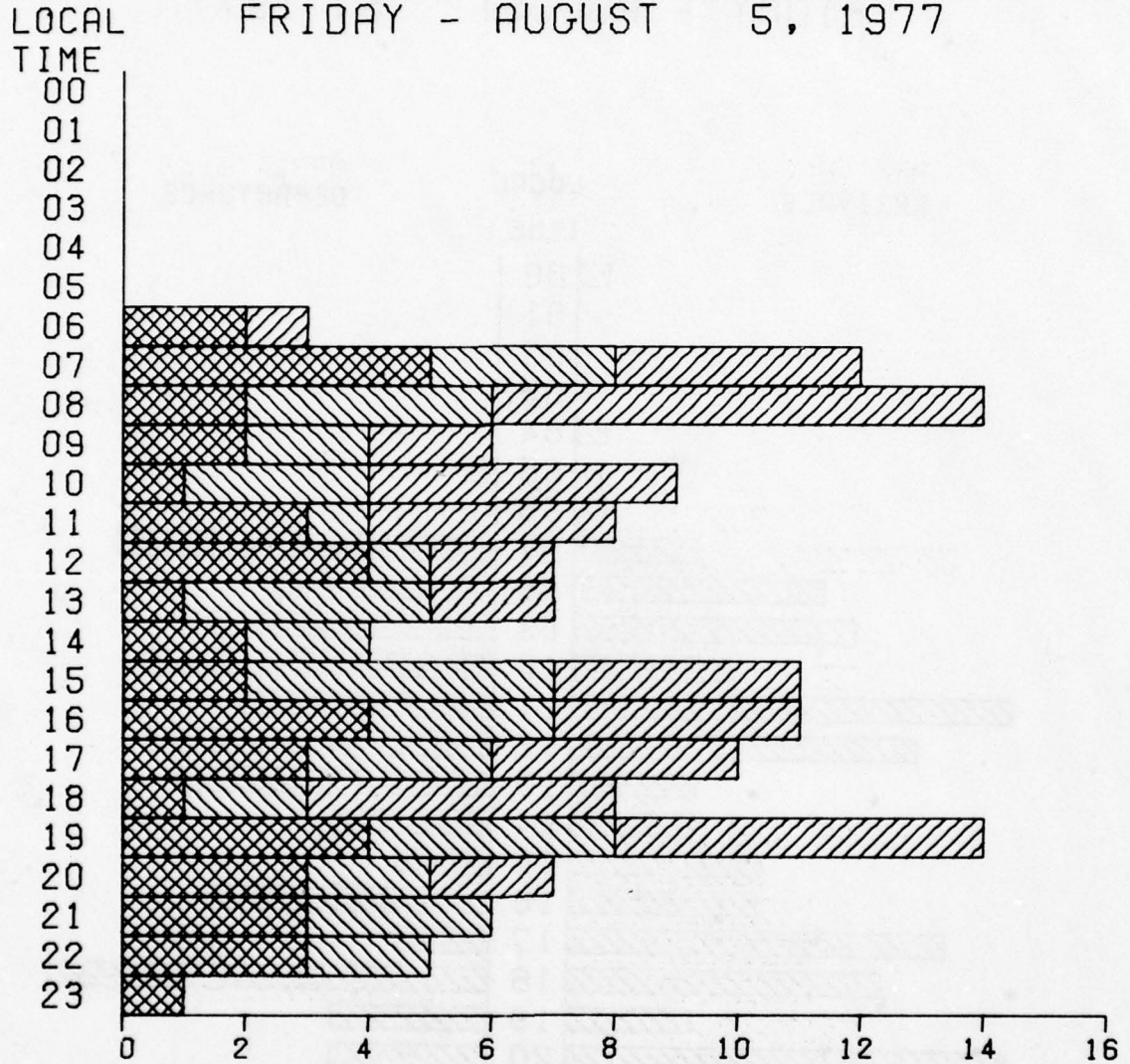
HOUR	ARRIVALS			DEPARTURES			TOTAL OPERATIONS						
	DOM PAX	LOC PAX	INT PAX	DOM PAX	LOC PAX	INT PAX	DOM PAX	LOC PAX	INT PAX	AIR TAXI	AIR TAXI	CARGO	TOTAL
00	0	0	0	0	0	0	0	0	0	0	0	0	0
01	0	0	0	0	0	0	0	0	0	0	0	0	0
02	0	0	0	0	0	0	0	0	0	0	0	0	0
03	0	0	0	0	0	0	0	0	0	0	0	0	0
04	0	0	0	0	0	0	0	0	0	0	0	0	0
05	0	0	0	0	0	0	0	0	0	0	0	0	0
06	1	0	0	1	0	0	0	0	0	0	0	0	0
07	2	0	0	2	3	0	0	0	0	0	0	0	3
08	0	3	0	0	3	0	0	0	0	0	0	0	12
09	1	1	0	2	1	0	0	0	0	0	0	0	14
10	0	1	0	0	1	0	0	0	0	0	0	0	6
11	3	1	0	2	2	0	0	0	0	0	0	0	9
12	1	1	0	0	0	0	0	0	0	0	0	0	8
13	0	1	0	3	0	0	0	0	0	0	0	0	7
14	1	1	0	1	3	0	0	0	0	0	0	0	7
15	2	3	0	0	1	0	0	0	0	0	0	0	4
16	1	1	0	2	2	0	0	0	0	0	0	0	11
17	2	1	0	0	2	0	0	0	0	0	0	0	11
18	2	2	0	1	2	0	0	0	0	0	0	0	10
19	2	1	0	3	0	0	0	0	0	0	0	0	8
20	3	2	0	2	3	0	0	0	0	0	0	0	14
21	1	2	0	0	0	0	0	0	0	0	0	0	7
22	3	1	0	2	1	0	0	0	0	0	0	0	6
23	0	0	0	0	0	0	0	0	0	0	0	0	5
TOTAL	23	22	0	26	0	0	0	27	0	0	0	0	143
DAY				23	22	0	27	0	0	0	0	0	143

PEAK OPERATIONS PER HOUR : 14
 PEAK AS PERCENT OF TOTAL : 9.8%
 PEAK HOUR(S) OF OPERATION: 08 19

SACRAMENTO, CALIF.
 SMF
 SCHEDULED OPERATIONS
 FRIDAY - AUGUST 5, 1977



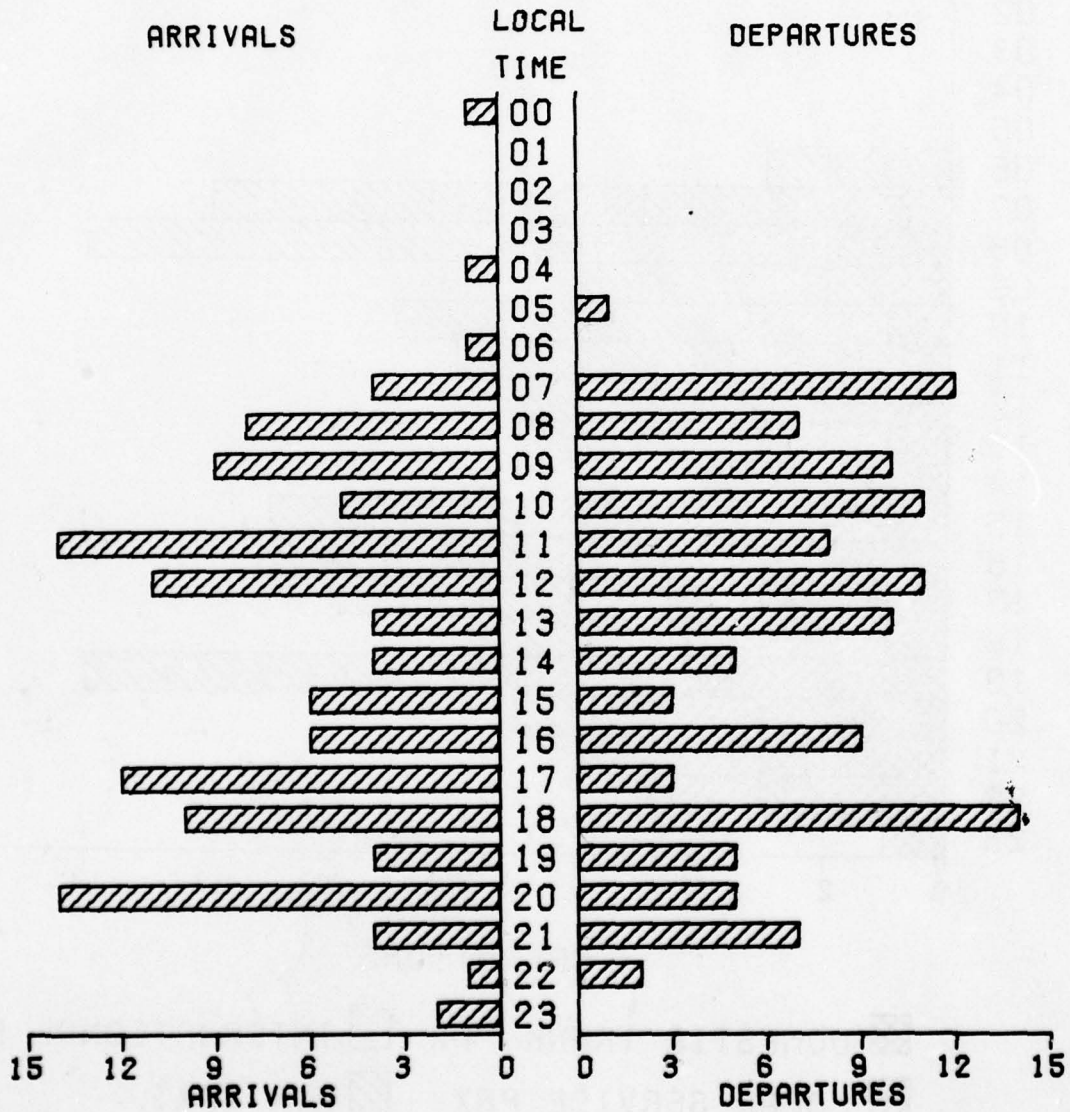
SACRAMENTO, CALIF.
 SMF
 SCHEDULED OPERATIONS BY HOUR
 FRIDAY - AUGUST 5, 1977



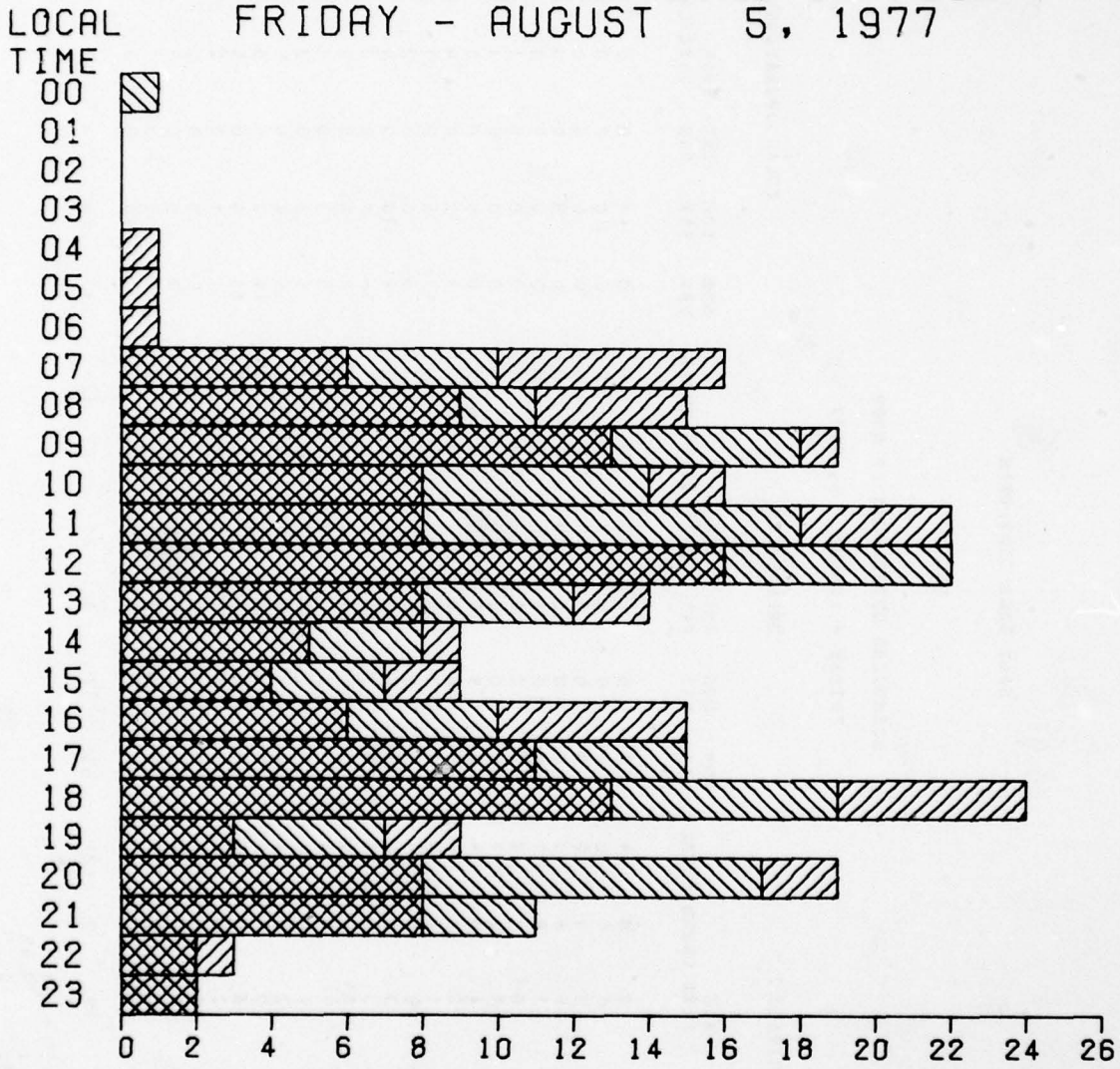
OPERATIONS

-
- DOMESTIC TRUNK PAX
 INTERNATIONAL PAX
- LOCAL SERVICE PAX
 AIR TAXI
- CARGO






SALT LAKE CITY, UTAH
 SLC
 SCHEDULED OPERATIONS
 FRIDAY - AUGUST 5, 1977



SALT LAKE CITY, UTAH
SLC
SCHEDULED OPERATIONS BY HOUR
FRIDAY - AUGUST 5, 1977



OPERATIONS

-  DOMESTIC TRUNK PAX
-  INTERNATIONAL PAX
-  LOCAL SERVICE PAX
-  AIR TAXI
-  CARGO

SALT LAKE CITY, UTAH

SLC

SCHEDULED OPERATIONS BY HOUR

FRIDAY - AUGUST 5, 1977

HOUR	ARRIVALS			DEPARTURES			TOTAL OPERATIONS						
	DOM PAX	LOC PAX	INT PAX	DOM PAX	LOC PAX	INT PAX	DOM PAX	LOC PAX	INT PAX	DOM PAX	LOC PAX	INT PAX	TAXI CARGO TOTAL
01	0	1	0	0	0	0	0	0	0	0	1	0	0
02	0	0	0	0	0	0	0	0	0	0	0	0	0
03	0	0	0	0	0	0	0	0	0	0	0	0	0
04	0	0	0	0	0	0	0	0	0	0	0	0	0
05	0	0	0	0	0	0	0	0	0	0	0	0	0
06	0	0	0	0	0	0	0	0	0	0	0	0	0
07	2	1	0	0	3	0	0	5	0	0	0	0	0
08	4	2	0	4	3	0	0	2	0	0	0	0	0
09	6	2	0	9	3	0	0	0	0	0	0	0	0
10	1	4	0	5	2	0	0	2	0	0	0	0	0
11	7	4	0	14	6	0	0	1	0	0	0	0	0
12	8	3	0	11	3	0	0	0	0	0	0	0	0
13	2	2	0	4	2	0	0	2	0	0	0	0	0
14	2	1	0	4	2	0	0	0	0	0	0	0	0
15	3	2	0	6	1	0	0	1	0	0	0	0	0
16	2	2	0	4	2	0	0	3	0	0	0	0	0
17	9	3	0	12	1	0	0	0	0	0	0	0	0
18	5	2	0	10	4	0	0	2	0	0	0	0	0
19	8	2	0	4	3	0	0	0	0	0	0	0	0
20	8	5	0	14	4	0	0	1	0	0	0	0	0
21	3	1	0	4	2	0	0	0	0	0	0	0	0
22	1	0	0	1	0	0	0	0	0	0	0	0	0
23	2	0	0	2	0	0	0	0	0	0	0	0	0
TOTAL DAY	65	37	0	121	65	37	0	21	0	123	130	74	0

PEAK OPERATIONS PER HOUR : 24
 PEAK AS PERCENT OF TOTAL : 9.8%
 PEAK HOUR(S) OF OPERATION: 18

SAN ANTONIO, TEXAS

SAT

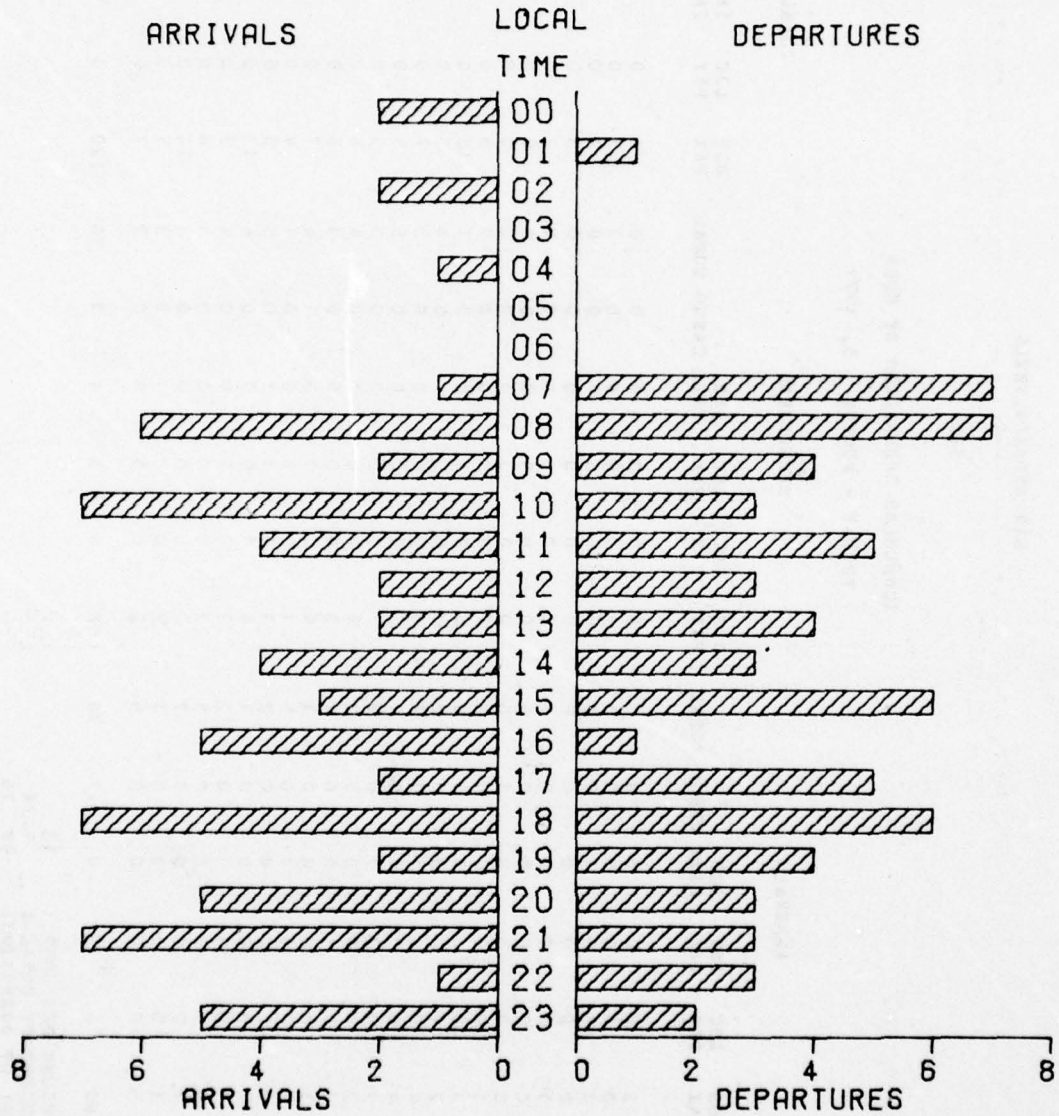
SCHEDULED OPERATIONS BY HOUR

FRIDAY - AUGUST 5, 1977

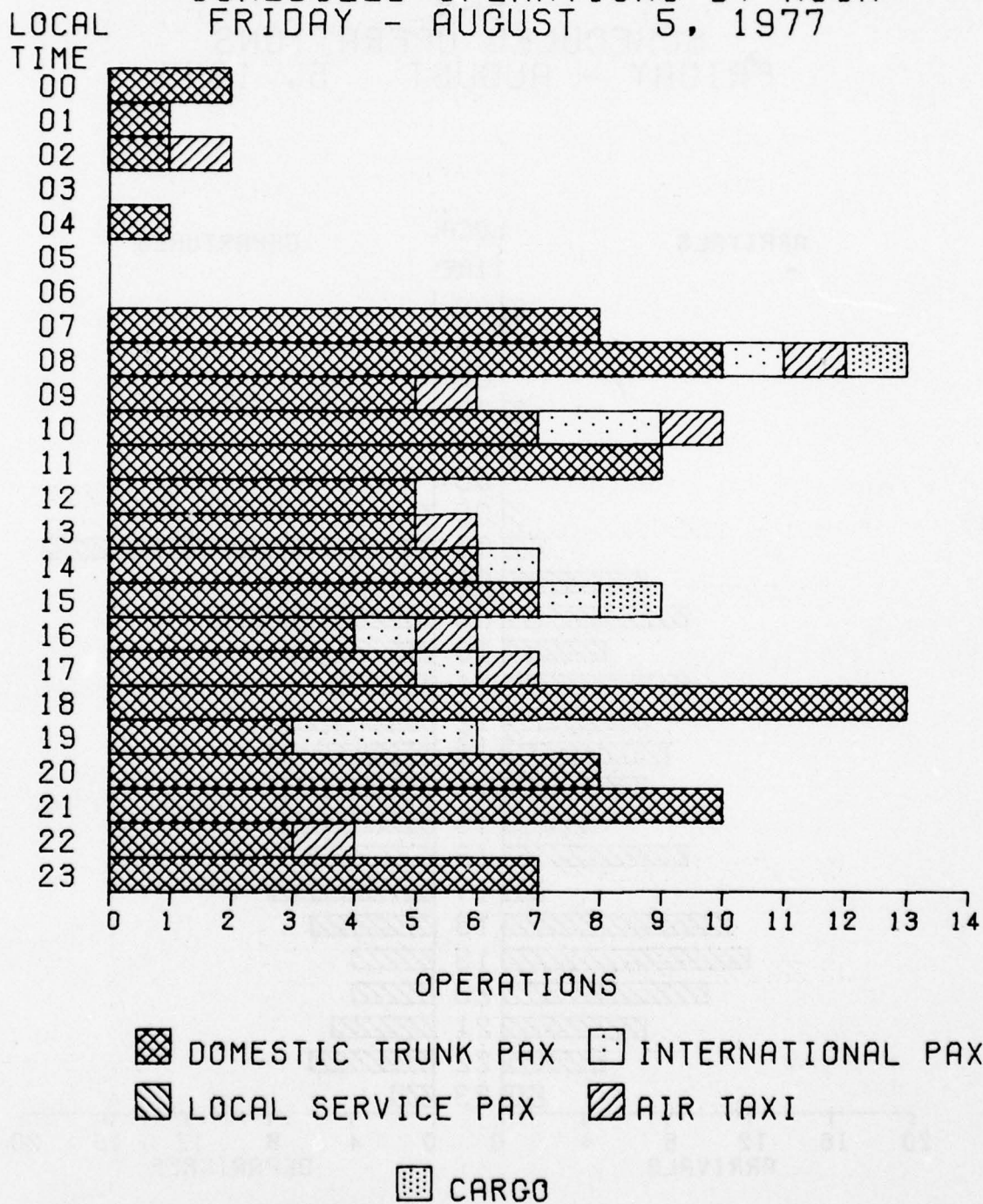
HOUR	ARRIVALS			DEPARTURES			TOTAL OPERATIONS						
	DOM PAX	LOC PAX	INT PAX	DOM PAX	LOC PAX	INT PAX	DOM PAX	LJC PAX	INT PAX	AIR TAXI	AIR TAXI	CARGO TOTAL	
00	2	0	0	0	0	0	0	0	0	0	0	0	2
01	0	0	0	0	0	0	0	0	0	0	0	0	1
02	1	0	0	0	0	0	0	0	0	0	0	0	2
03	0	0	0	0	0	0	0	0	0	0	0	0	0
04	1	0	0	0	0	0	0	0	0	0	0	0	1
05	0	0	0	0	0	0	0	0	0	0	0	0	0
06	0	0	0	0	0	0	0	0	0	0	0	0	0
07	1	0	0	0	0	0	0	0	0	0	0	0	8
08	4	0	0	0	0	0	0	0	0	0	0	0	13
09	2	0	0	0	0	0	0	0	0	0	0	0	6
10	4	0	0	0	0	0	0	0	0	0	0	0	10
11	4	0	0	0	0	0	0	0	0	0	0	0	9
12	2	0	0	0	0	0	0	0	0	0	0	0	5
13	2	0	0	0	0	0	0	0	0	0	0	0	6
14	3	0	0	0	0	0	0	0	0	0	0	0	7
15	3	0	0	0	0	0	0	0	0	0	0	0	9
16	3	0	0	0	0	0	0	0	0	0	0	0	7
17	2	0	0	0	0	0	0	0	0	0	0	0	6
18	7	0	0	0	0	0	0	0	0	0	0	0	13
19	1	0	0	0	0	0	0	0	0	0	0	0	6
20	5	0	0	0	0	0	0	0	0	0	0	0	8
21	7	0	0	0	0	0	0	0	0	0	0	0	10
22	1	0	0	0	0	0	0	0	0	0	0	0	4
23	5	0	0	0	0	0	0	0	0	0	0	0	7
TOTAL DAY	60	0	5	4	1	70	60	0	5	4	1	70	140

PEAK OPERATIONS PER HOUR : 13
 PEAK AS PERCENT OF TOTAL : 9.3%
 PEAK HOUR(S) OF OPERATION: 08 18

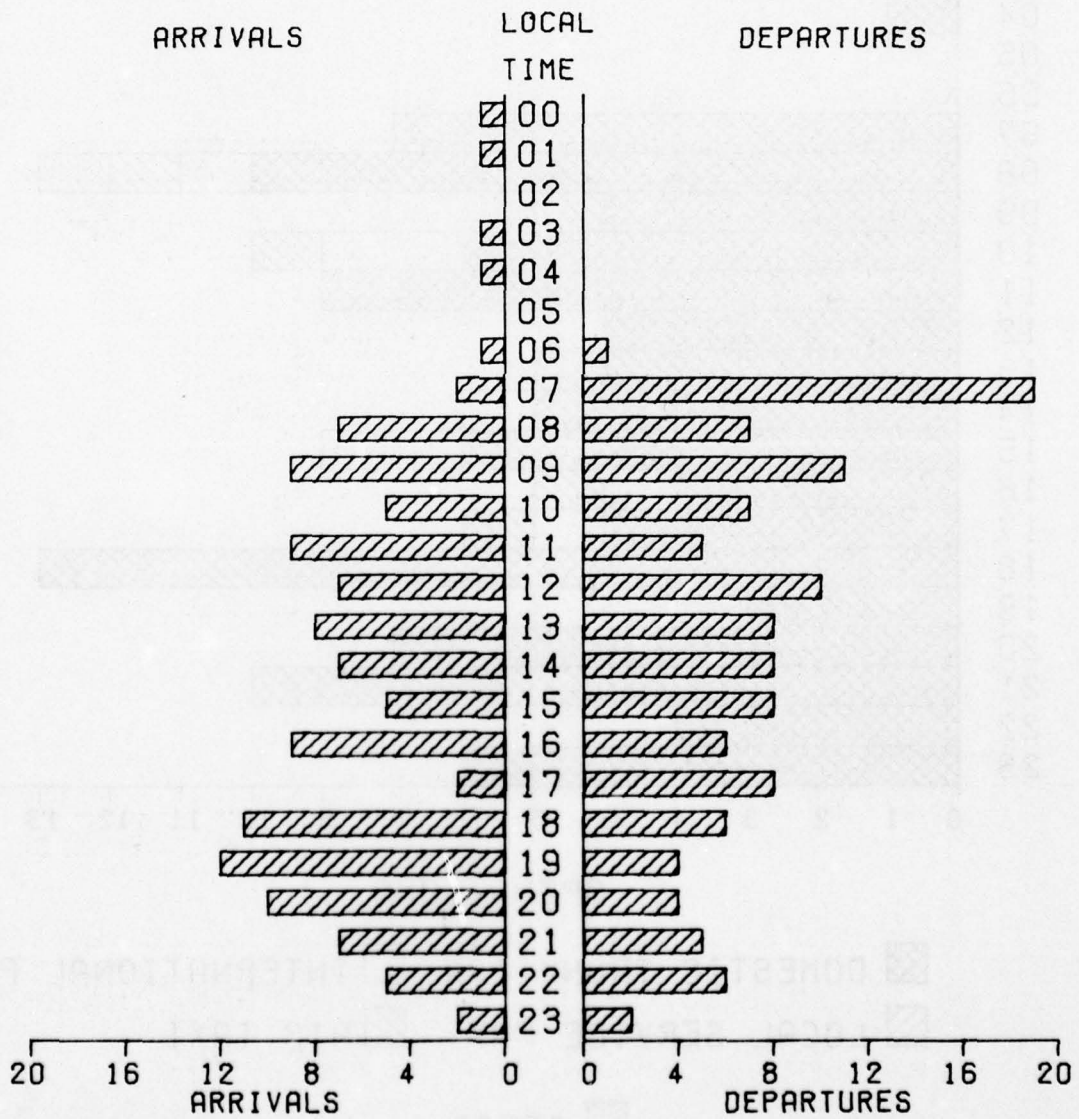
SAN ANTONIO, TEXAS
 SAT
 SCHEDULED OPERATIONS
 FRIDAY - AUGUST 5, 1977



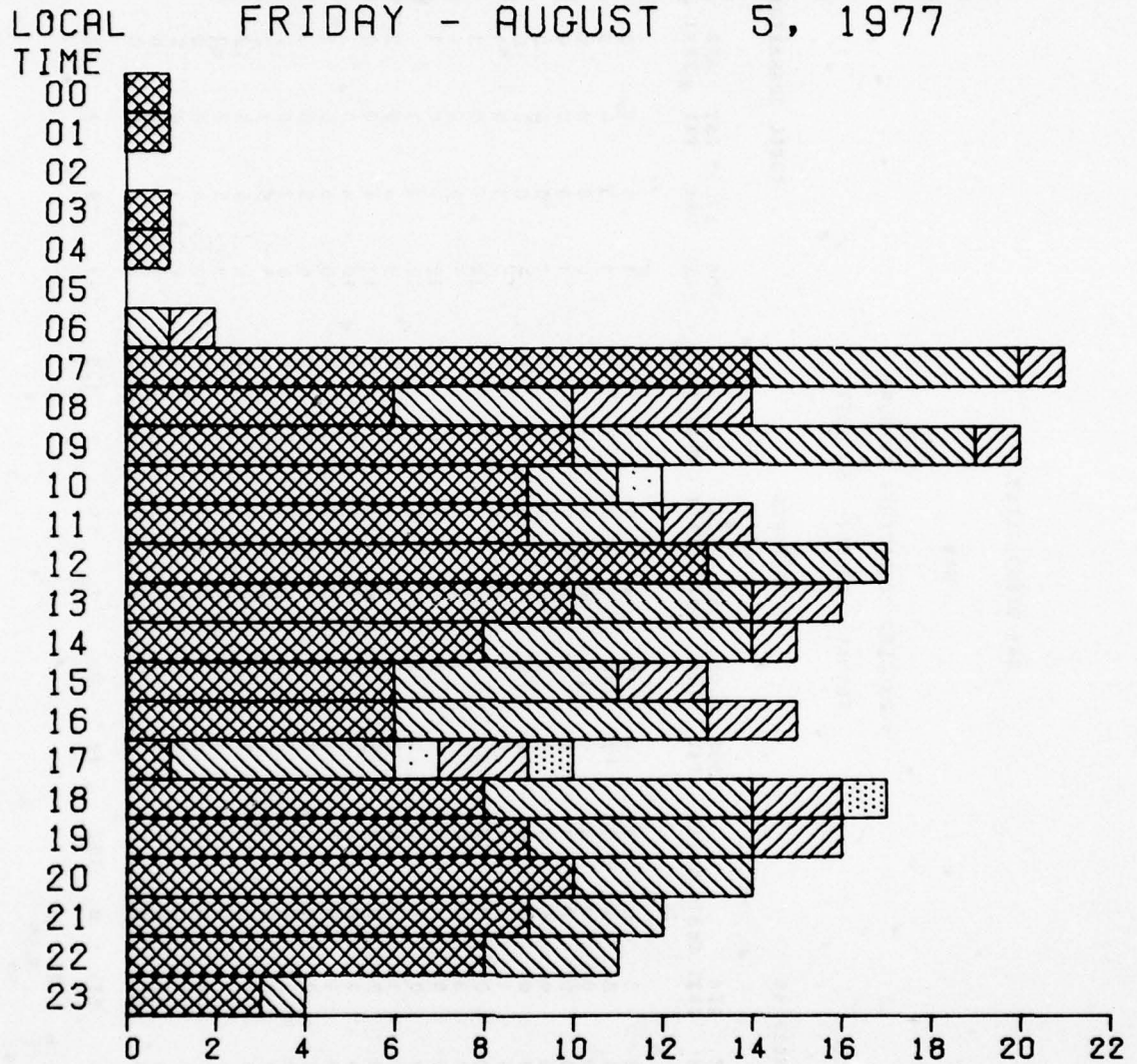
SAN ANTONIO, TEXAS
 SAT
 SCHEDULED OPERATIONS BY HOUR
 FRIDAY - AUGUST 5, 1977



SAN DIEGO, CALIF.
 SAN
 SCHEDULED OPERATIONS
 FRIDAY - AUGUST 5, 1977



SAN DIEGO, CALIF.
SAN
SCHEDULED OPERATIONS BY HOUR
FRIDAY - AUGUST 5, 1977



OPERATIONS

- ☒ DOMESTIC TRUNK PAX
- ☒ LOCAL SERVICE PAX
- ☐ INTERNATIONAL PAX
- ☒ AIR TAXI
- ☐ CARGO

SAN DIEGO, CALIF.

SAM

SCHEDULED OPERATIONS BY HOUR

FRIDAY - AUGUST 5, 1977

HOUR	ARRIVALS			DEPARTURES			TOTAL OPERATIONS						
	DOM PAX	LOC PAX	INT PAX	DOM PAX	LOC PAX	INT PAX	DOM PAX	LOC PAX	INT PAX	AIR TAXI	AIR TAXI	CARGO	TOTAL
01	1	0	0	0	0	0	0	0	0	0	0	0	1
02	1	0	0	0	0	0	0	0	0	0	0	0	1
03	1	0	0	0	0	0	0	0	0	0	0	0	0
04	1	0	0	0	0	0	0	0	0	0	0	0	1
05	0	0	0	0	0	0	0	0	0	0	0	0	1
06	0	0	0	0	0	0	0	0	0	0	0	0	0
07	2	0	0	0	0	0	0	1	0	0	0	0	2
08	1	3	0	0	3	0	0	1	6	0	0	0	14
09	5	4	0	0	5	0	0	1	4	0	0	0	20
10	4	1	0	0	5	1	0	7	9	0	0	0	12
11	6	2	0	0	8	1	0	10	13	0	0	0	14
12	5	2	0	0	7	0	0	10	13	0	0	0	17
13	6	1	0	0	7	0	0	10	13	0	0	0	16
14	2	4	0	0	6	0	0	8	10	0	0	0	15
15	3	2	0	0	5	0	0	7	8	0	0	0	13
16	3	4	0	0	7	0	0	10	13	0	0	0	15
17	0	1	0	0	1	0	0	1	1	0	0	0	10
18	6	4	0	0	10	0	0	14	17	0	0	0	17
19	8	3	0	0	11	0	0	14	17	0	0	0	16
20	8	2	0	0	10	0	0	12	15	0	0	0	14
21	4	3	0	0	7	0	0	7	10	0	0	0	12
22	3	2	0	0	5	0	0	5	7	0	0	0	11
23	1	1	0	0	2	0	0	2	3	0	0	0	4
TOTAL DAY	71	39	1	11	122	72	39	1	11	2	125	78	287

PEAK OPERATIONS PER HOUR : 21
 PEAK AS PERCENT OF TOTAL : 8.5%
 PEAK HOUR(S) OF OPERATION: 07

SAN FRANCISCO/OAKLAND, CALIF.

OAK


SCHEDULED OPERATIONS BY HOUR

FRIDAY - AUGUST 5, 1977

HOUR	ARRIVALS			DEPARTURES			TOTAL OPERATIONS			
	DOM PAX	LOC PAX	INT PAX	DOM PAX	LOC PAX	INT PAX	DOM PAX	LOC PAX	INT PAX	AIR TAXI CARGO TOTAL
00	1	0	0	2	0	0	3	0	0	0
01	0	0	0	0	0	0	0	0	0	1
02	0	0	0	0	0	0	0	0	0	0
03	0	0	0	0	0	0	0	0	0	0
04	0	0	0	0	0	0	0	0	0	0
05	0	0	0	0	0	0	0	0	0	0
06	1	0	0	1	0	0	2	0	0	0
07	1	0	0	3	2	0	4	2	0	0
08	0	4	0	2	2	0	2	6	0	0
09	0	2	0	1	3	0	1	5	0	0
10	1	1	0	2	1	0	2	2	0	0
11	2	2	0	0	1	0	2	3	0	0
12	2	2	0	2	2	0	4	4	0	0
13	0	0	0	2	2	0	2	2	0	0
14	2	3	0	0	1	0	2	4	0	0
15	1	3	0	2	2	0	3	5	0	0
16	0	1	0	0	3	0	0	4	0	0
17	1	1	0	0	1	0	1	2	0	0
18	0	3	0	1	2	0	1	5	0	0
19	2	3	0	1	3	0	3	6	0	0
20	2	2	0	1	3	0	3	5	0	0
21	2	2	0	1	1	0	3	3	0	0
22	3	1	0	1	1	0	4	2	0	0
23	0	1	0	0	0	0	0	1	0	0
TOTAL	21	31	0	20	30	0	41	61	0	112

PEAK OPERATIONS PER HOUR : 9
 PEAK AS PERCENT OF TOTAL : 8.0%
 PEAK HOUR(S) OF OPERATION: 08 18 19

SAN FRANCISCO/OAKLAND, CALIF.
 OAK
 SCHEDULED OPERATIONS
 FRIDAY - AUGUST 5, 1977

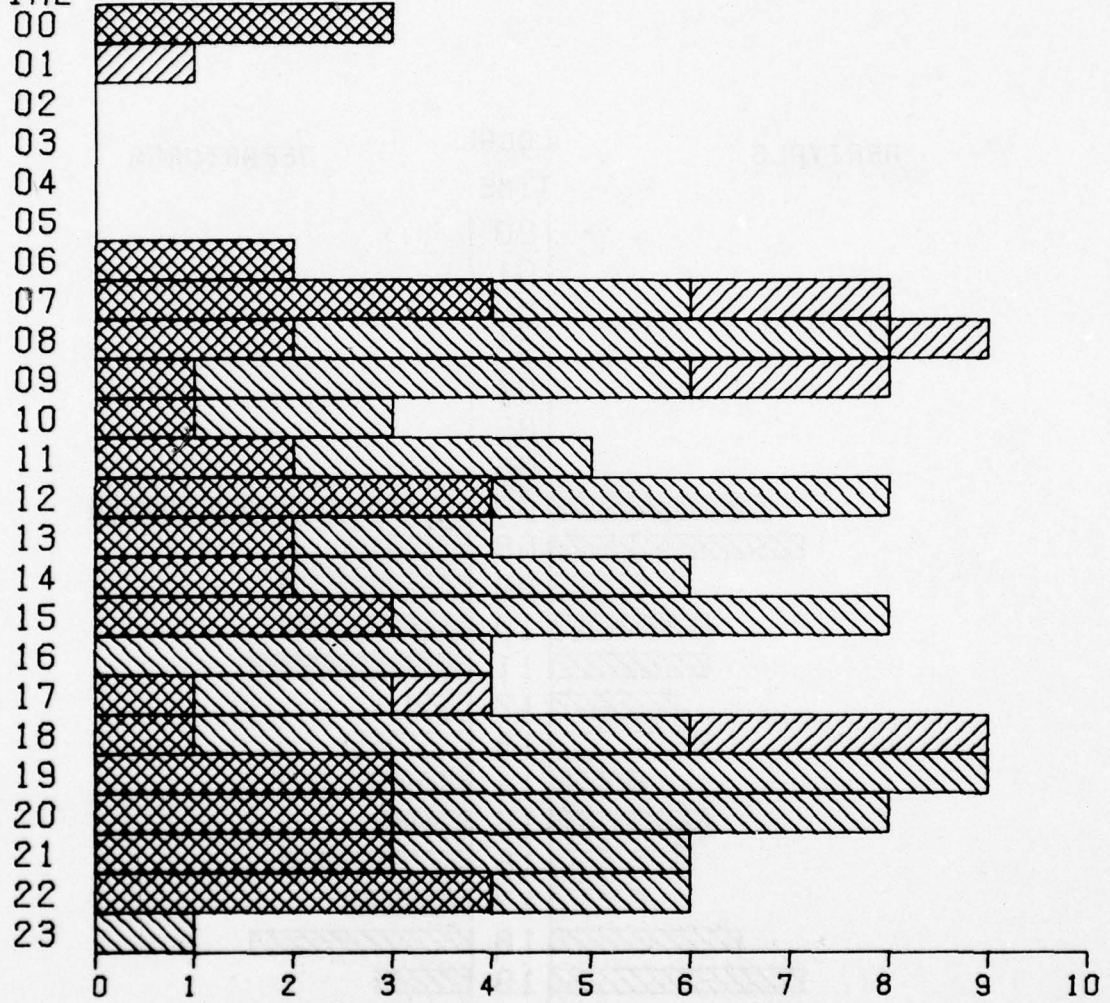


SAN FRANCISCO/OAKLAND, CALIF.






OAK

SCHEDULED OPERATIONS BY HOUR
FRIDAY - AUGUST 5, 1977

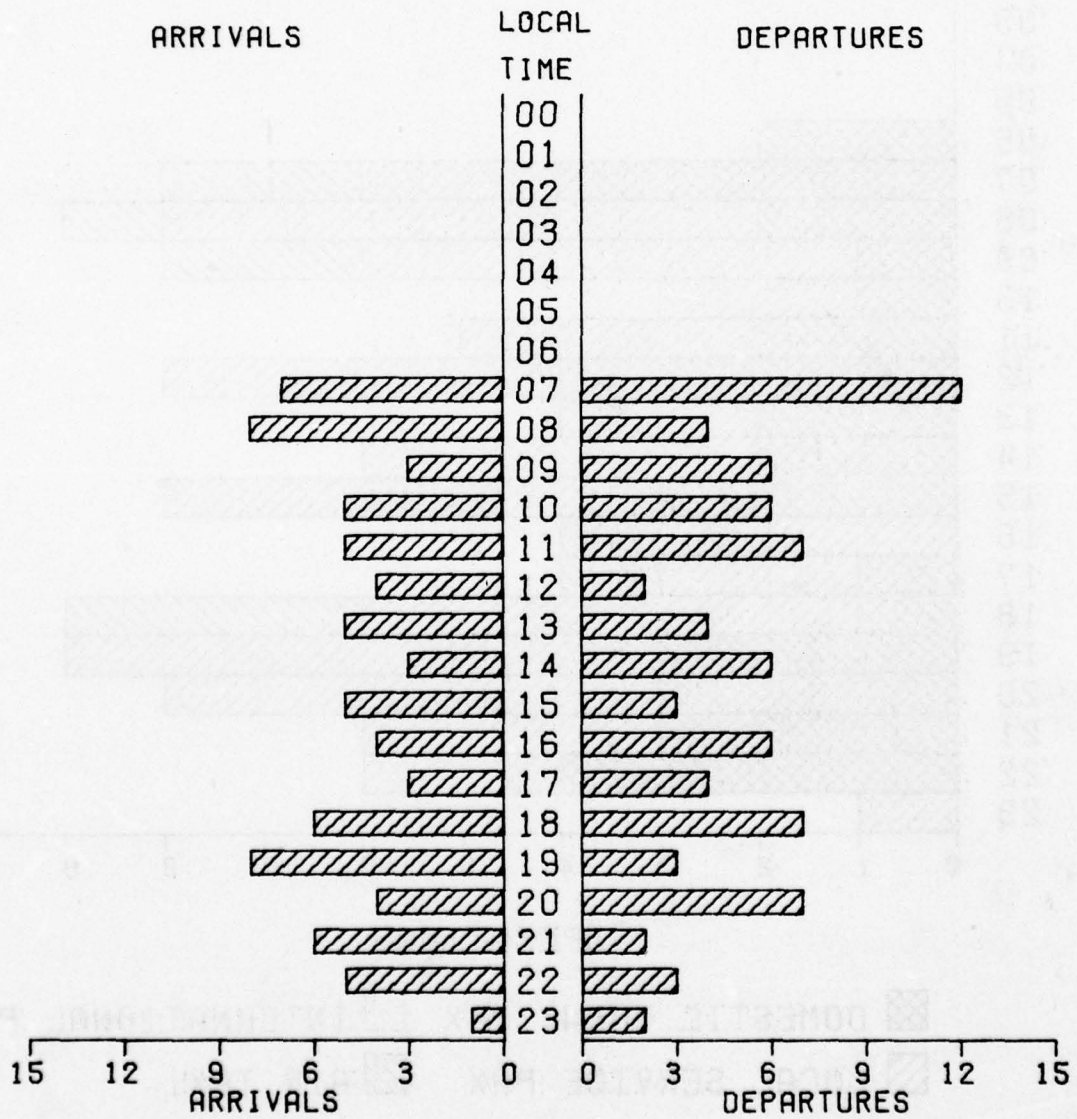
LOCAL
TIME



OPERATIONS

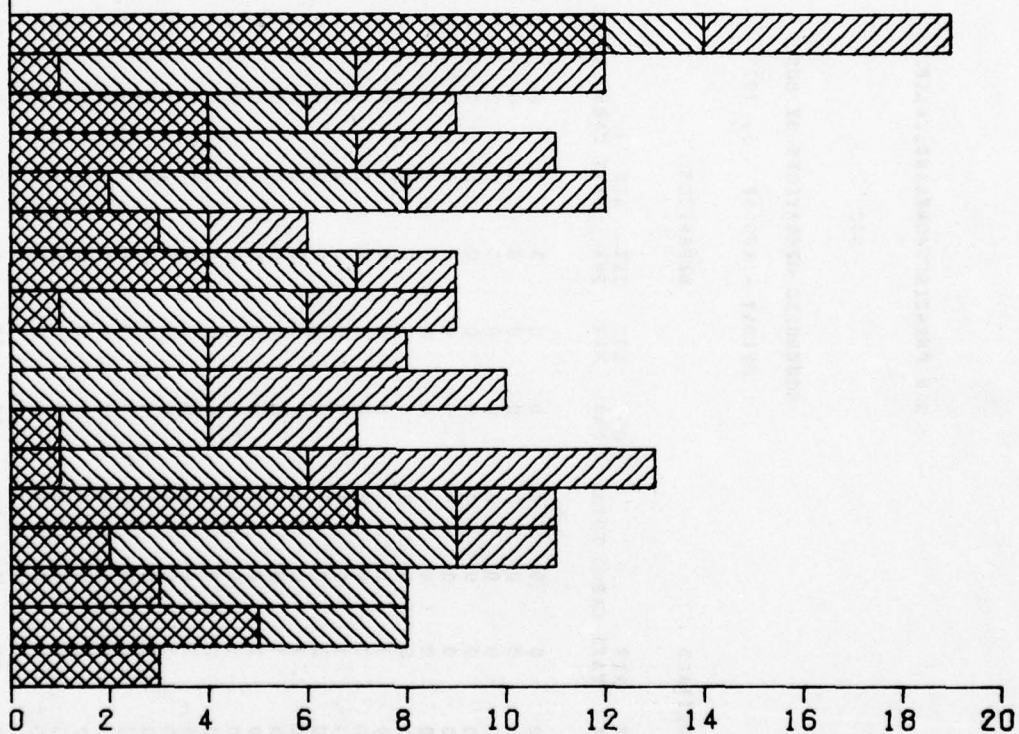
-  DOMESTIC TRUNK PAX
-  INTERNATIONAL PAX
-  LOCAL SERVICE PAX
-  AIR TAXI
-  CARGO

SAN FRANCISCO/OAKLAND, CALIF.
 SJC
 SCHEDULED OPERATIONS
 FRIDAY - AUGUST 5, 1977

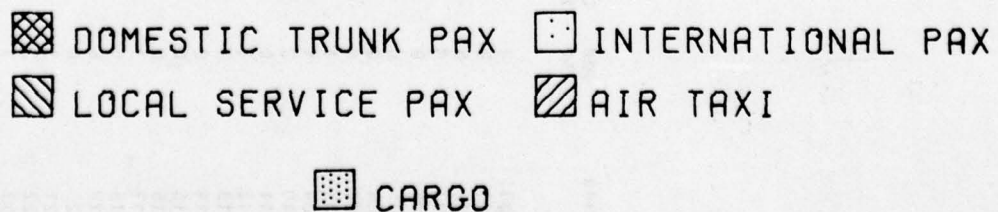


SAN FRANCISCO/OAKLAND, CALIF.

SJC

SCHEDULED OPERATIONS BY HOUR
FRIDAY - AUGUST 5, 1977LOCAL
TIME00
01
02
03
04
05
06
07
08
09
10
11
12
13
14
15
16
17
18
19
20
21
22
23

OPERATIONS



SAN FRANCISCO/OAKLAND, CALIF.

SJC

SCHEDULED OPERATIONS BY HOUR

FRIDAY - AUGUST 5, 1977

HOUR	ARRIVALS			DEPARTURES			TOTAL OPERATIONS													
	DOM PAX	LOC PAX	INT PAX	DOM PAX	LOC PAX	INT PAX	DOM PAX	LOC PAX	INT PAX	DOM PAX	LOC PAX	INT PAX	AIR TAXI	AIR TAXI	AIR TAXI	CARGO	CARGO	CARGO	TOTAL	
00	0	0	0	0	0	0	0	0	0	0	0	0	0	0	0	0	0	0	0	0
01	0	0	0	0	0	0	0	0	0	0	0	0	0	0	0	0	0	0	0	0
02	0	0	0	0	0	0	0	0	0	0	0	0	0	0	0	0	0	0	0	0
03	0	0	0	0	0	0	0	0	0	0	0	0	0	0	0	0	0	0	0	0
04	0	0	0	0	0	0	0	0	0	0	0	0	0	0	0	0	0	0	0	0
05	0	0	0	0	0	0	0	0	0	0	0	0	0	0	0	0	0	0	0	0
06	0	0	0	0	0	0	0	0	0	0	0	0	0	0	0	0	0	0	0	0
07	4	0	0	0	3	0	0	8	2	2	0	12	2	2	0	0	0	0	0	19
08	1	4	0	0	3	0	0	0	2	2	0	4	1	6	0	0	0	0	0	12
09	1	1	0	0	1	0	0	3	1	0	4	4	2	0	3	0	0	0	0	9
10	2	1	0	0	2	0	0	2	2	0	6	3	0	0	4	0	0	0	0	11
11	0	3	0	0	2	0	0	2	3	0	7	2	6	0	4	0	0	0	0	12
12	3	0	0	0	1	0	0	0	1	0	2	3	1	0	2	0	0	0	0	6
13	1	2	0	0	2	0	0	3	1	0	4	4	3	0	0	0	0	0	0	9
14	0	2	0	0	1	0	0	1	3	0	4	1	5	0	3	0	0	0	0	9
15	0	3	0	0	2	0	0	0	1	0	3	0	4	0	4	0	0	0	0	8
16	0	1	0	0	3	0	0	0	3	0	6	0	4	0	6	0	0	0	0	10
17	1	1	0	0	1	0	0	0	2	0	3	0	3	0	7	0	0	0	0	10
18	0	3	0	0	3	0	0	1	2	0	4	1	5	0	3	0	0	0	0	13
19	6	1	0	0	1	0	0	1	1	0	3	7	2	0	2	0	0	0	0	11
20	0	3	0	0	1	0	0	2	4	0	7	2	7	0	2	0	0	0	0	11
21	3	3	0	0	0	0	0	0	2	0	2	3	5	0	0	0	0	0	0	8
22	3	2	0	0	0	0	0	2	1	0	3	5	3	0	0	0	0	0	0	8
23	1	0	0	0	0	0	0	2	0	0	2	3	0	0	0	0	0	0	0	3
TOTAL	26	30	0	0	26	0	0	27	31	0	84	53	51	0	52	0	0	0	0	166
DAY																				

PEAK OPERATIONS PER HOUR : 19
 PEAK AS PERCENT OF TOTAL : 11.4%
 PEAK HOUR(S) OF OPERATION: 07

SAN FRANCISCO/OAKLAND, CALIF.

SFO


SCHEDULED OPERATIONS BY HOUR

FRIDAY - AUGUST 5, 1977

HOUR	ARRIVALS			DEPARTURES			TOTAL OPERATIONS						
	DOM PAX	LOC PAX	TOTAL	DOM PAX	LOC PAX	TOTAL	DOM PAX	LOC PAX	INT PAX	AIR TAXI	AIR TAXI	CARGO	TOTAL
00	9	0	9	10	0	0	0	0	0	0	0	0	21
01	4	0	4	1	0	0	0	0	0	0	0	0	6
02	3	0	3	1	0	0	0	0	0	0	0	0	4
03	4	0	4	1	0	0	0	0	0	0	0	0	7
04	0	0	0	0	0	0	0	0	0	0	0	0	1
05	0	0	0	2	0	0	0	0	0	0	0	0	1
06	2	0	2	5	0	0	0	0	0	0	0	0	9
07	7	3	10	6	1	0	0	0	0	0	0	0	17
08	8	5	13	15	4	0	0	0	0	0	0	0	26
09	11	7	18	25	7	0	0	0	0	0	0	0	32
10	12	4	16	20	6	0	0	0	0	0	0	0	31
11	24	5	29	13	8	0	0	0	0	0	0	0	25
12	17	4	21	10	8	0	0	0	0	0	0	0	34
13	14	4	18	23	1	0	0	0	0	0	0	0	40
14	13	7	20	16	4	0	0	0	0	0	0	0	30
15	10	2	12	17	7	0	0	0	0	0	0	0	30
16	8	6	14	19	4	0	0	0	0	0	0	0	19
17	12	6	18	9	3	0	0	0	0	0	0	0	16
18	20	6	26	13	7	0	0	0	0	0	0	0	25
19	20	5	25	18	6	0	0	0	0	0	0	0	28
20	21	7	28	9	4	0	0	0	0	0	0	0	38
21	15	3	18	11	3	0	0	0	0	0	0	0	30
22	7	2	9	12	1	0	0	0	0	0	0	0	26
23	11	0	11	5	0	0	0	0	0	0	0	0	16
TOTAL DAY	252	76	328	253	76	12	50	22	413	25	100	44	826

PEAK OPERATIONS PER HOUR : 58
 PEAK AS PERCENT OF TOTAL : 7.0%
 PEAK HOUR(S) OF OPERATION: 08

SAN FRANCISCO/OAKLAND, CALIF.
 SFO
 SCHEDULED OPERATIONS
 FRIDAY - AUGUST 5, 1977



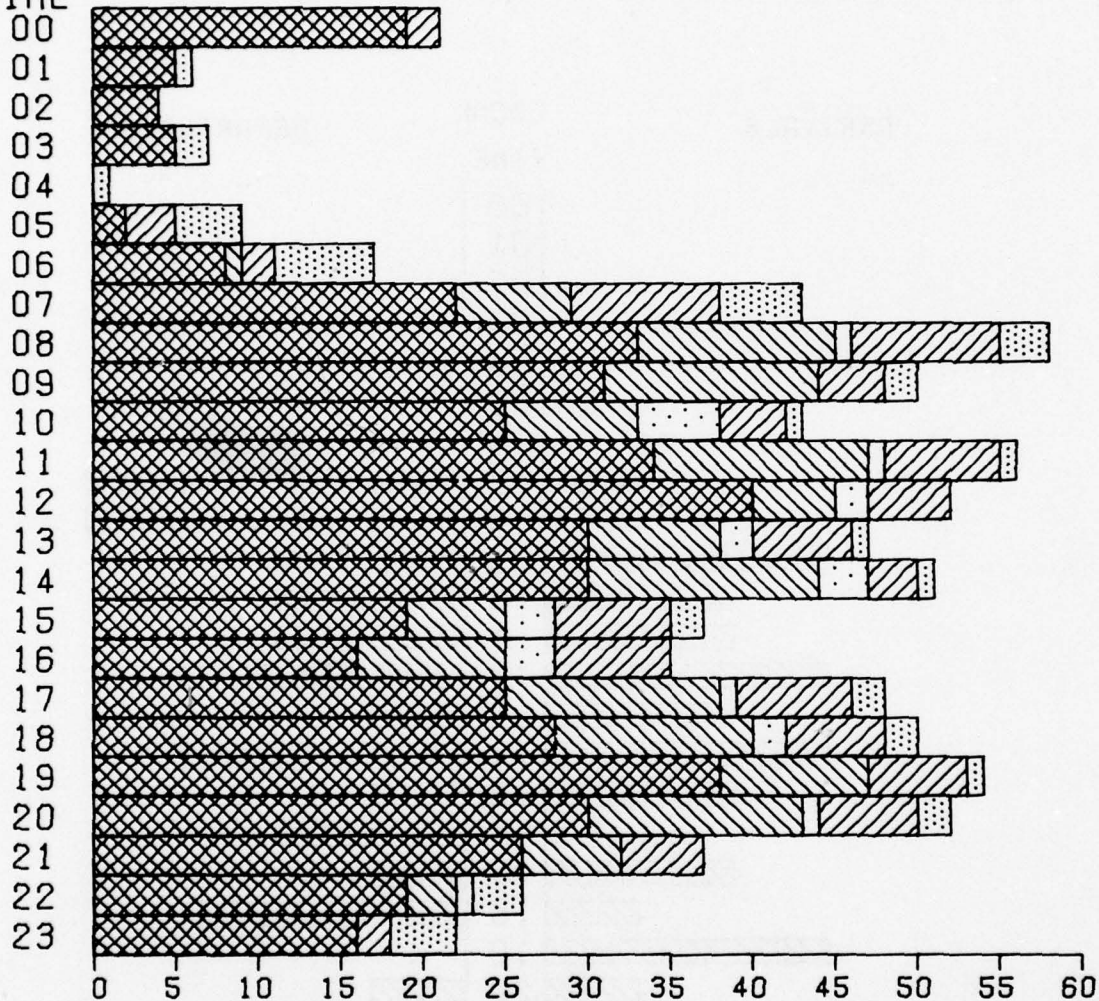
SAN FRANCISCO/OAKLAND, CALIF.

SFO

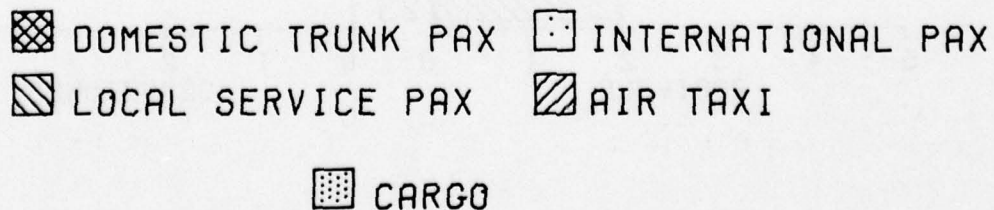
SCHEDULED OPERATIONS BY HOUR

FRIDAY - AUGUST 5, 1977

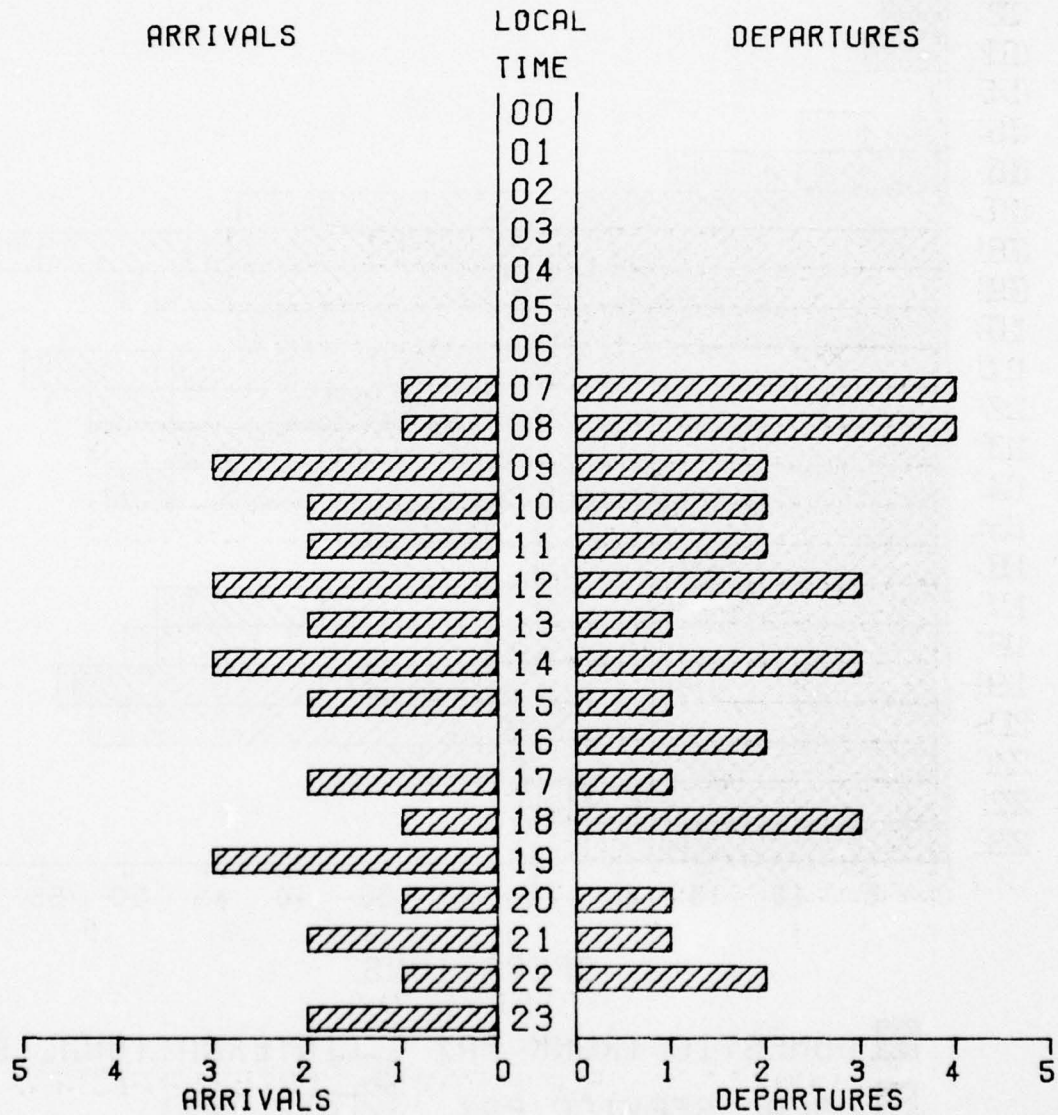
LOCAL TIME



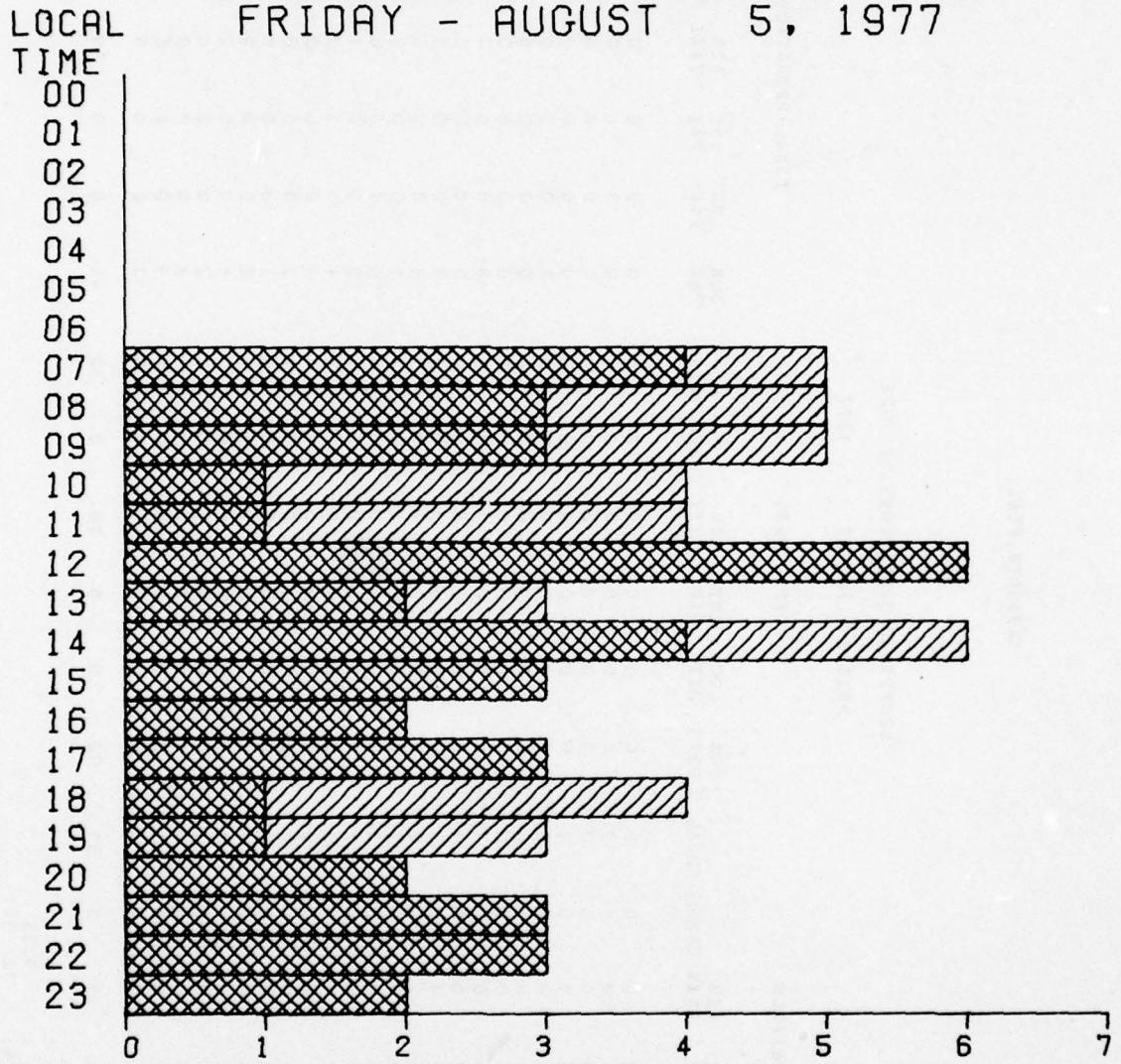
OPERATIONS



SARASOTA, FLA.
 SRQ
 SCHEDULED OPERATIONS
 FRIDAY - AUGUST 5, 1977



SARASOTA, FLA.
 SRQ
 SCHEDULED OPERATIONS BY HOUR
 FRIDAY - AUGUST 5, 1977



OPERATIONS

- -
 -
- DOMESTIC TRUNK PAX
 INTERNATIONAL PAX
 LOCAL SERVICE PAX
 AIR TAXI
 CARGO

SARASOTA, FLA.

SRQ

SCHEDULED OPERATIONS BY HOUR

FRIDAY - AUGUST 5, 1977

HOUR	ARRIVALS			DEPARTURES			TOTAL OPERATIONS						
	DOM PAX	LOC PAX	INT PAX	DOM PAX	LOC PAX	INT PAX	DOM PAX	LCC PAX	INT PAX	AIR TAXI	AIR TAXI	CARGO	TOTAL
00	0	0	0	0	0	0	0	0	0	0	0	0	0
01	0	0	0	0	0	0	0	0	0	0	0	0	0
02	0	0	0	0	0	0	0	0	0	0	0	0	0
03	0	0	0	0	0	0	0	0	0	0	0	0	0
04	0	0	0	0	0	0	0	0	0	0	0	0	0
05	0	0	0	0	0	0	0	0	0	0	0	0	0
06	0	0	0	0	0	0	0	0	0	0	0	0	0
07	1	0	0	0	0	0	0	0	0	0	0	0	0
08	1	0	0	1	0	0	0	0	0	0	0	0	0
09	2	0	0	1	0	0	0	0	0	0	0	0	0
10	0	0	0	2	0	0	0	0	0	0	0	0	0
11	1	0	0	1	0	0	0	0	0	0	0	0	0
12	3	0	0	3	0	0	0	0	0	0	0	0	0
13	1	0	0	2	0	0	0	0	0	0	0	0	0
14	2	0	0	2	0	0	0	0	0	0	0	0	0
15	2	0	0	2	0	0	0	0	0	0	0	0	0
16	0	0	0	0	0	0	0	0	0	0	0	0	0
17	2	0	0	2	0	0	0	0	0	0	0	0	0
18	0	0	0	1	0	0	0	0	0	0	0	0	0
19	1	0	0	2	0	0	0	0	0	0	0	0	0
20	1	0	0	1	0	0	0	0	0	0	0	0	0
21	2	0	0	2	0	0	0	0	0	0	0	0	0
22	1	0	0	1	0	0	0	0	0	0	0	0	0
23	2	0	0	2	0	0	0	0	0	0	0	0	0
TOTAL DAY	22	0	0	22	0	0	0	10	0	0	0	0	63

PEAK OPERATIONS PER HOUR : 6
 PEAK AS PERCENT OF TOTAL : 9.5%
 PEAK HOUR(S) OF OPERATION: 12-14

SEATTLE/TACOMA, WASH.

SEA


SCHEDULED OPERATIONS BY HOUR

FRIDAY - AUGUST 5, 1977

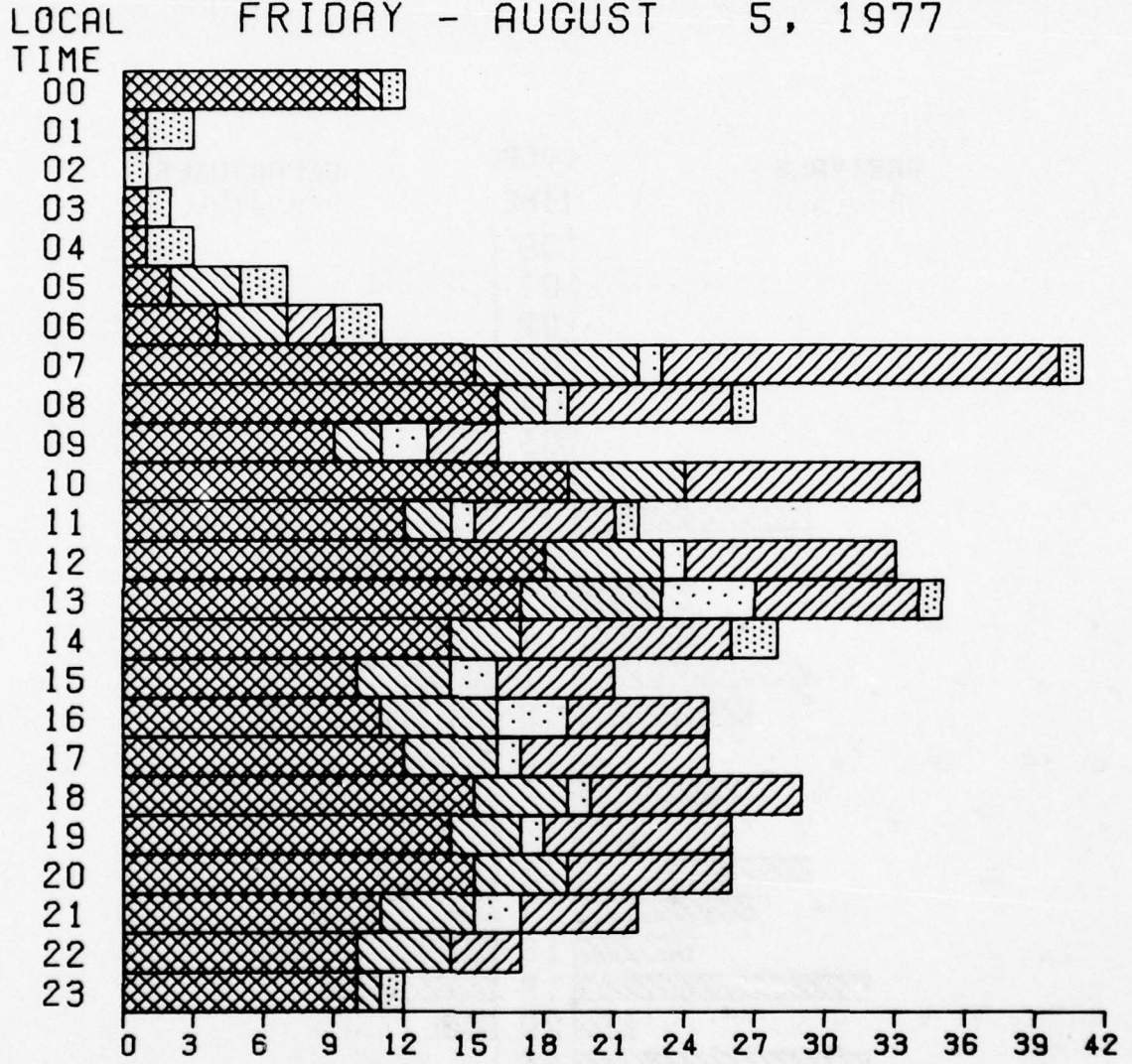
HOUR	ARRIVALS			DEPARTURES			TOTAL OPERATIONS					
	DOM PAX	LOC PAX	INT PAX	AIR TAXI	CARGO	TOTAL	DOM PAX	LOC PAX	INT PAX	AIR TAXI	CARGO	TOTAL
00	3	1	0	0	0	4	7	0	0	0	1	8
01	1	0	0	0	2	3	0	0	0	0	0	0
02	0	0	0	0	1	1	0	0	0	0	0	0
03	1	0	0	0	0	1	0	0	0	1	1	2
04	1	0	0	0	2	3	0	0	0	0	0	3
05	2	1	0	0	1	4	0	0	0	1	3	7
06	3	2	0	0	0	7	1	1	0	0	2	4
07	2	1	1	10	0	14	13	6	0	7	1	27
08	3	0	1	1	0	5	13	2	0	6	1	22
09	5	1	1	3	0	10	4	1	1	0	0	6
10	10	4	0	4	0	18	9	1	0	6	0	16
11	5	1	1	3	1	11	7	1	0	3	0	11
12	10	1	1	6	0	18	8	4	0	3	0	15
13	9	3	1	2	1	16	8	3	3	5	0	19
14	6	1	0	5	0	12	8	2	0	4	2	16
15	7	2	1	3	0	13	8	2	1	2	0	13
16	6	2	2	2	0	12	5	3	1	4	0	15
17	3	3	0	4	0	10	9	1	1	4	0	15
18	10	2	0	5	0	17	5	2	1	4	0	12
19	10	1	0	3	0	14	4	2	1	5	0	12
20	10	3	0	4	0	17	5	1	0	3	0	9
21	6	3	1	2	0	12	5	1	1	3	0	10
22	5	3	0	1	0	9	5	1	0	2	0	8
23	6	1	0	0	1	8	4	0	0	0	0	4
TOTAL DAY	124	36	10	60	9	239	123	36	10	61	9	239
TOTAL							247	72	20	121	18	478

PEAK OPERATIONS PER HOUR : 41
 PEAK AS PERCENT OF TOTAL : 8.6%
 PEAK HOUR(S) OF OPERATION: 07

SEATTLE/TACOMA, WASH.
 SEA
 SCHEDULED OPERATIONS
 FRIDAY - AUGUST 5, 1977



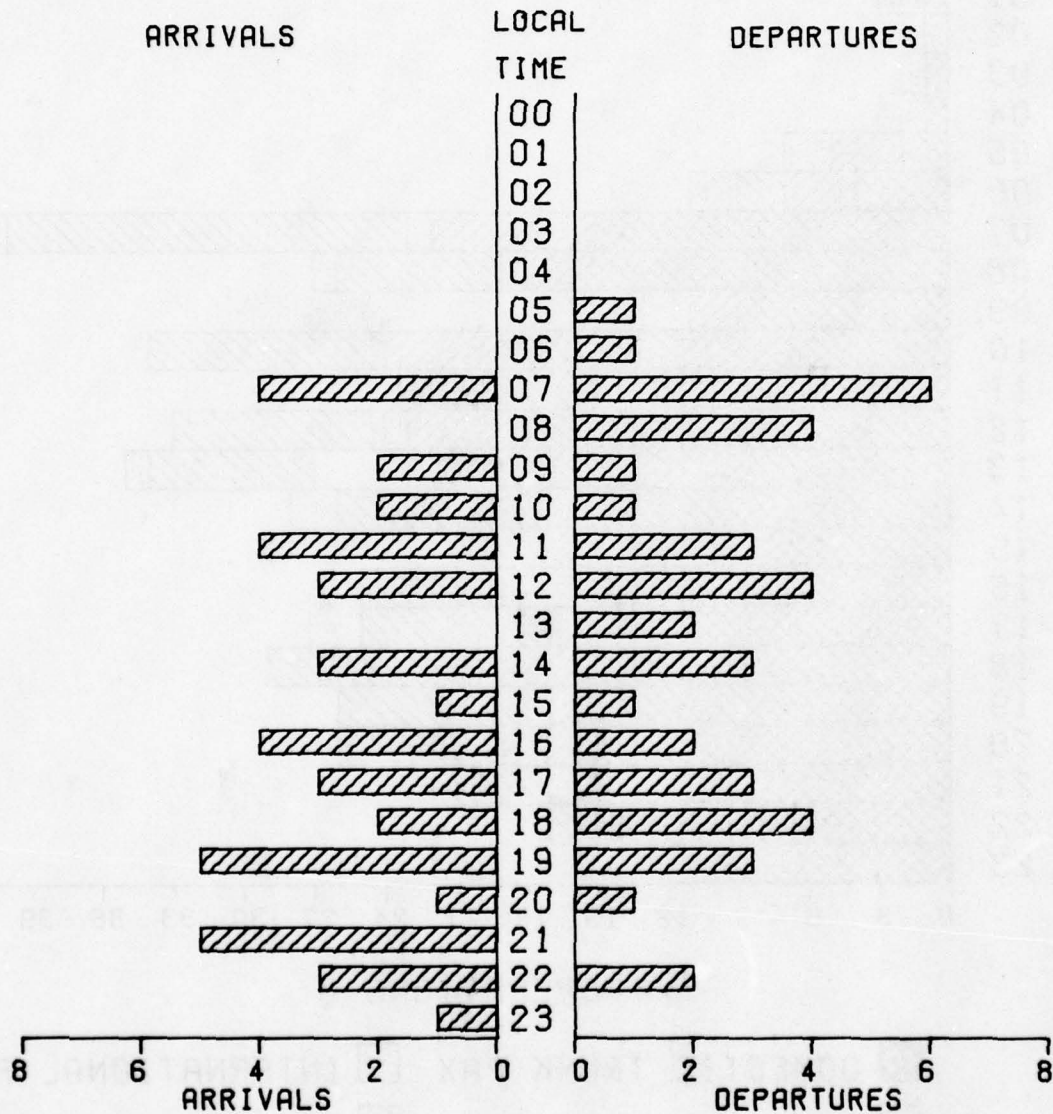
SEATTLE/TACOMA, WASH.
SEA
SCHEDULED OPERATIONS BY HOUR
FRIDAY - AUGUST 5, 1977



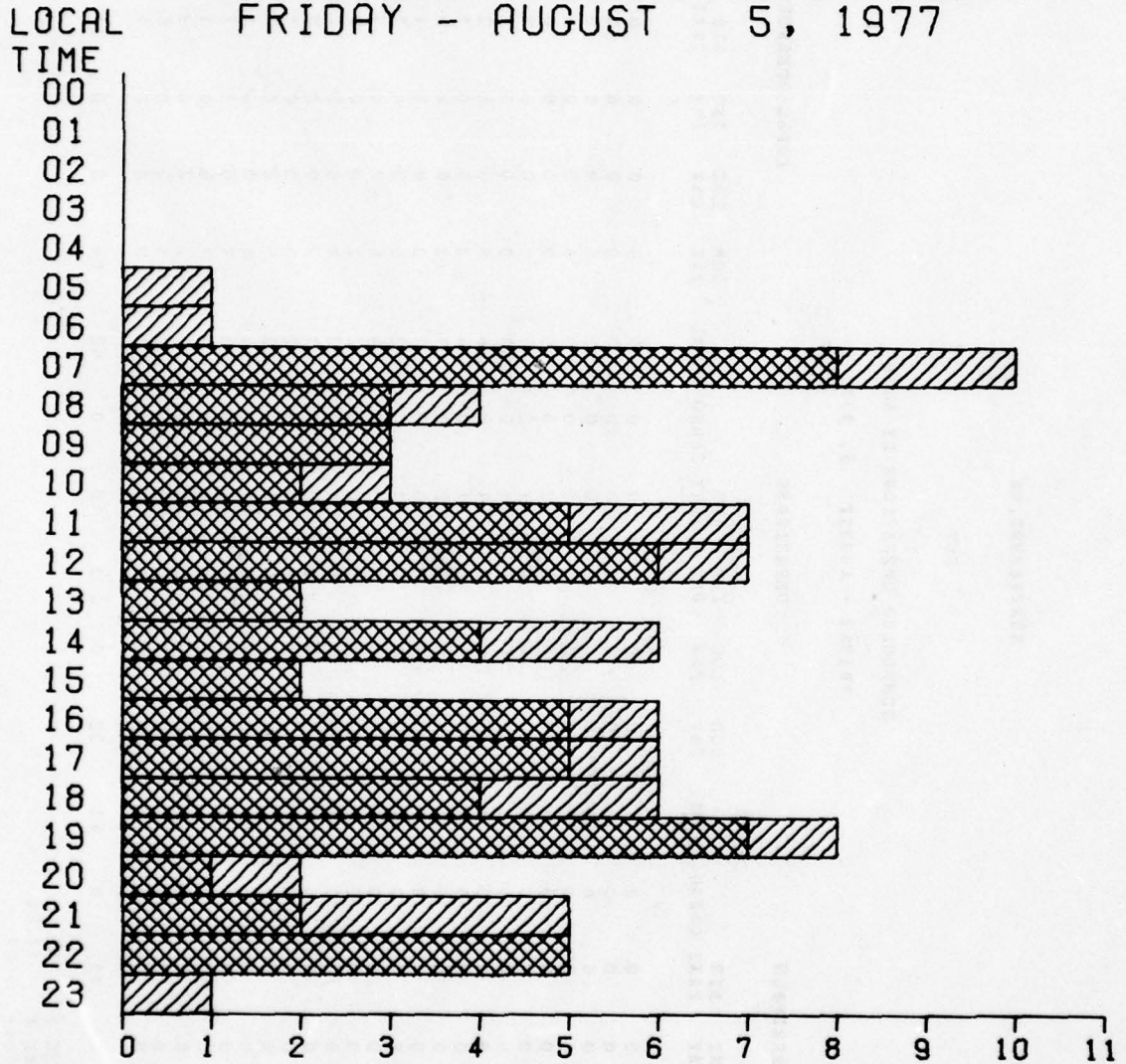
OPERATIONS

- DOMESTIC TRUNK PAX
 INTERNATIONAL PAX
- LOCAL SERVICE PAX
 AIR TAXI
- CARGO

SHREVEPORT, LA.
 SHV
 SCHEDULED OPERATIONS
 FRIDAY - AUGUST 5, 1977



SHREVEPORT, LA.
SHV
SCHEDULED OPERATIONS BY HOUR
FRIDAY - AUGUST 5, 1977



OPERATIONS

- DOMESTIC TRUNK PAX
- INTERNATIONAL PAX
- LOCAL SERVICE PAX
- AIR TAXI
- CARGO

SHREVEPORT, LA.

SHV

SCHEDULED OPERATIONS BY HOUR
FRIDAY - AUGUST 5, 1977

HOUR	ARRIVALS			DEPARTURES			TOTAL OPERATIONS		
	DOM PAX	LOC PAX	TOTAL	DOM PAX	LOC PAX	TOTAL	DOM PAX	LOC PAX	TOTAL
00	0	0	0	0	0	0	0	0	0
01	0	0	0	0	0	0	0	0	0
02	0	0	0	0	0	0	0	0	0
03	0	0	0	0	0	0	0	0	0
04	0	0	0	0	0	0	0	0	0
05	0	0	0	0	0	0	0	0	0
06	0	0	0	0	0	0	0	0	0
07	3	0	3	1	0	1	0	0	1
08	0	0	0	0	0	0	0	0	0
09	2	0	2	0	0	0	0	0	0
10	1	0	1	0	0	0	0	0	0
11	3	0	3	0	0	0	0	0	0
12	3	0	3	0	0	0	0	0	0
13	0	0	0	0	0	0	0	0	0
14	2	0	2	0	0	0	0	0	0
15	1	0	1	0	0	0	0	0	0
16	3	0	3	0	0	0	0	0	0
17	3	0	3	0	0	0	0	0	0
18	4	0	4	0	0	0	0	0	0
19	1	0	1	0	0	0	0	0	0
20	2	0	2	0	0	0	0	0	0
21	3	0	3	0	0	0	0	0	0
22	3	0	3	0	0	0	0	0	0
23	0	0	0	0	0	0	0	0	0
TOTAL	32	0	32	10	0	10	42	0	42
DAY									

PEAK OPERATIONS PER HOUR : 10
PEAK AS PERCENT OF TOTAL : 11.8%
PEAK HOUR(S) OF OPERATION: 07

SPOKANE, WASH.

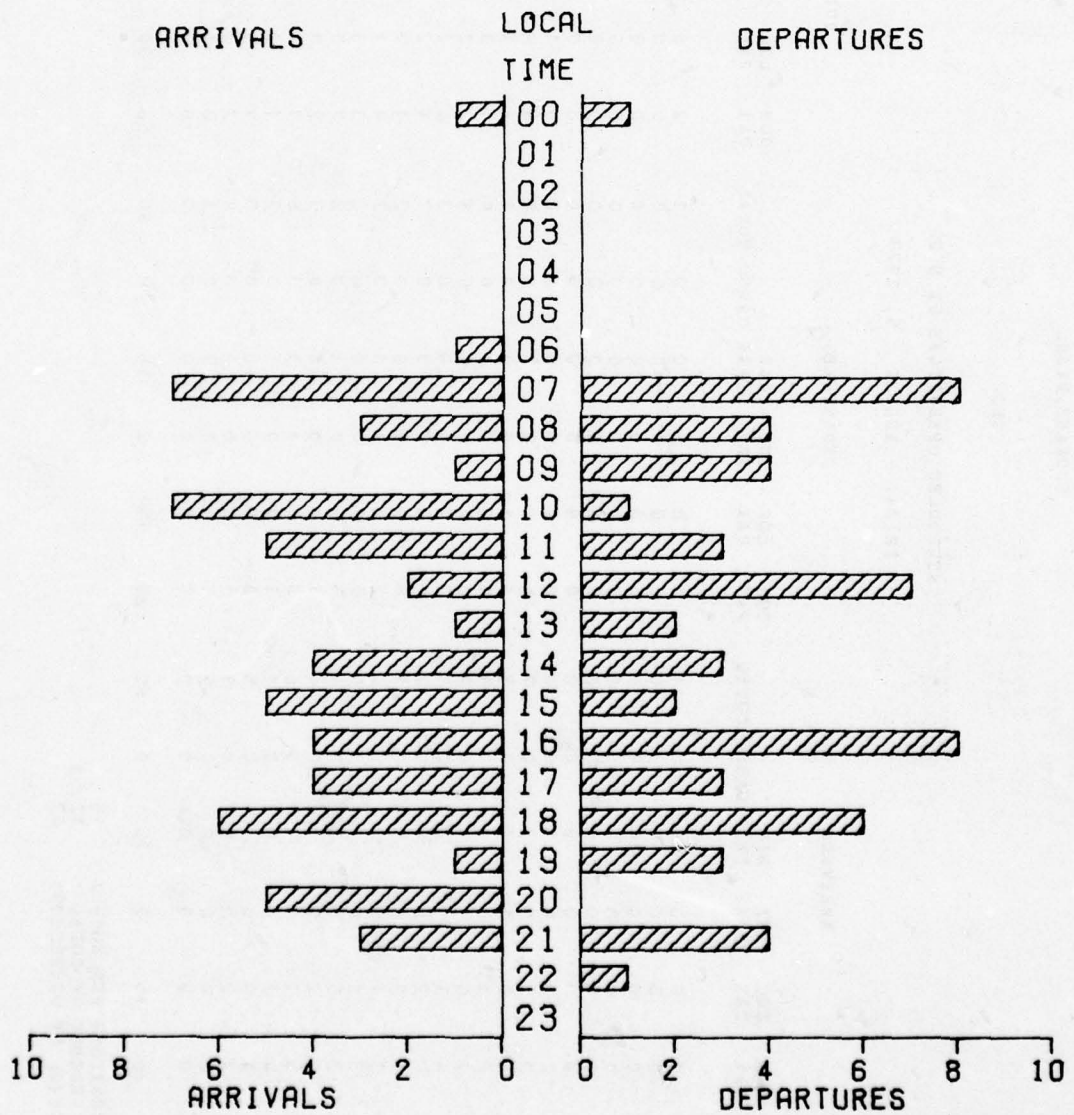
GES

SCHEDULED OPERATIONS BY HOUR
FRIDAY - AUGUST 5, 1977

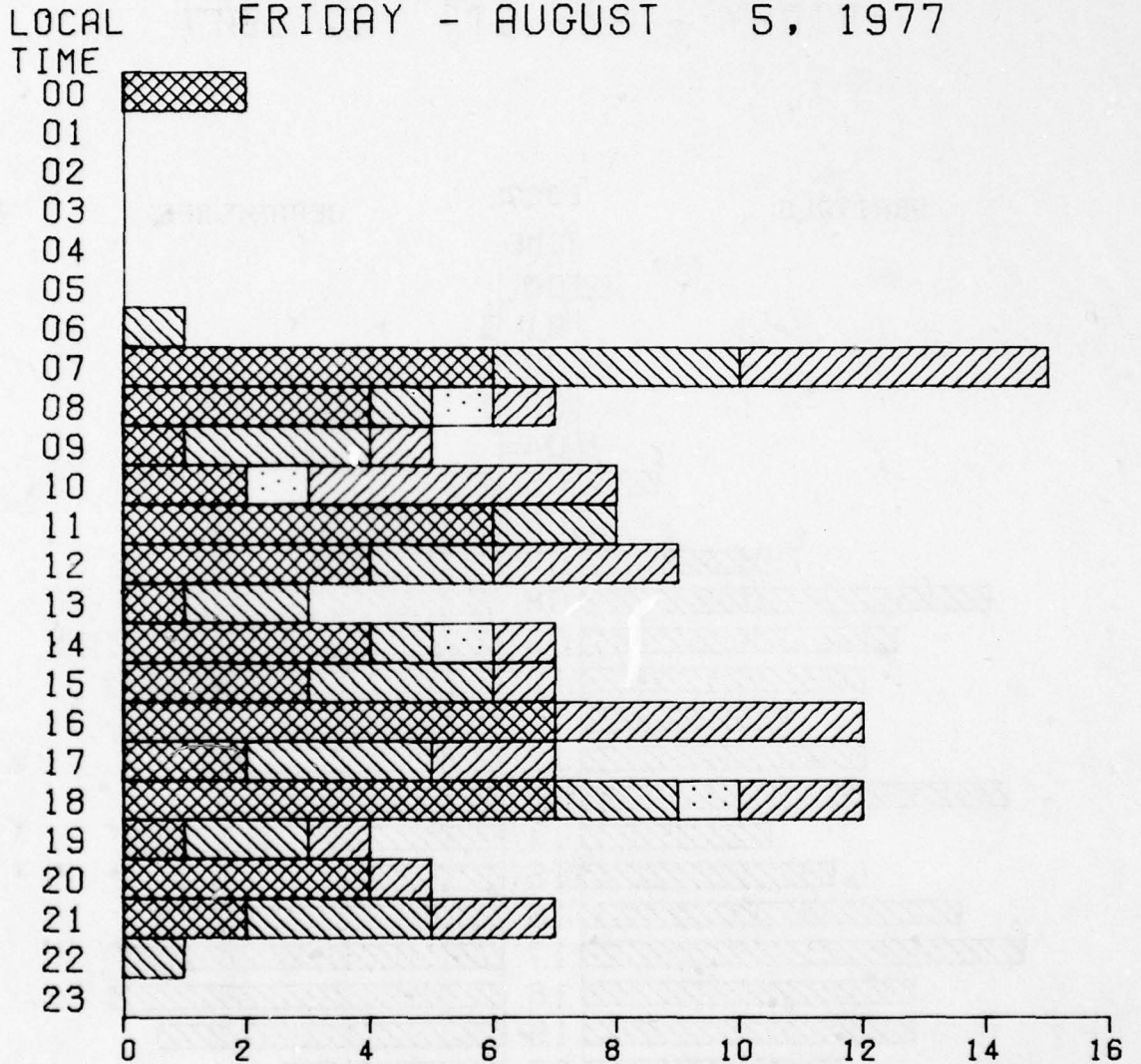
HOUR	ARRIVALS			DEPARTURES			TOTAL OPERATIONS		
	DOM PAX	LOC PAX	TOTAL	DOM PAX	LOC PAX	TOTAL	DOM PAX	LOC PAX	TOTAL
01	1	0	1	0	0	0	2	0	2
02	0	0	0	0	0	0	0	0	0
03	0	0	0	0	0	0	0	0	0
04	0	0	0	0	0	0	0	0	0
05	0	0	0	0	0	0	0	0	0
06	0	1	1	0	0	0	0	0	0
07	2	2	4	0	2	2	6	4	10
08	1	0	1	0	1	1	4	1	5
09	0	1	1	0	0	0	1	1	2
10	2	0	2	0	0	0	2	0	2
11	4	1	5	0	0	0	6	2	8
12	0	2	2	0	0	0	4	2	6
13	1	0	1	0	2	2	1	2	3
14	2	1	3	0	0	0	4	1	5
15	3	1	4	0	2	2	3	3	6
16	2	0	2	0	0	0	7	0	7
17	1	2	3	0	3	3	2	3	5
18	4	1	5	0	1	1	7	2	9
19	0	1	1	0	1	1	1	1	2
20	4	0	4	0	0	0	4	0	4
21	1	2	3	0	2	2	2	3	5
22	0	0	0	0	1	1	0	1	1
23	0	0	0	0	0	0	0	0	0
TOTAL DAY	28	15	43	2	15	17	56	30	86

PEAK OPERATIONS PER HOUR : 15
PEAK AS PERCENT OF TOTAL : 12.5%
PEAK HOUR(S) OF OPERATION: 07

SPOKANE, WASH.
 GEG
 SCHEDULED OPERATIONS
 FRIDAY - AUGUST 5, 1977



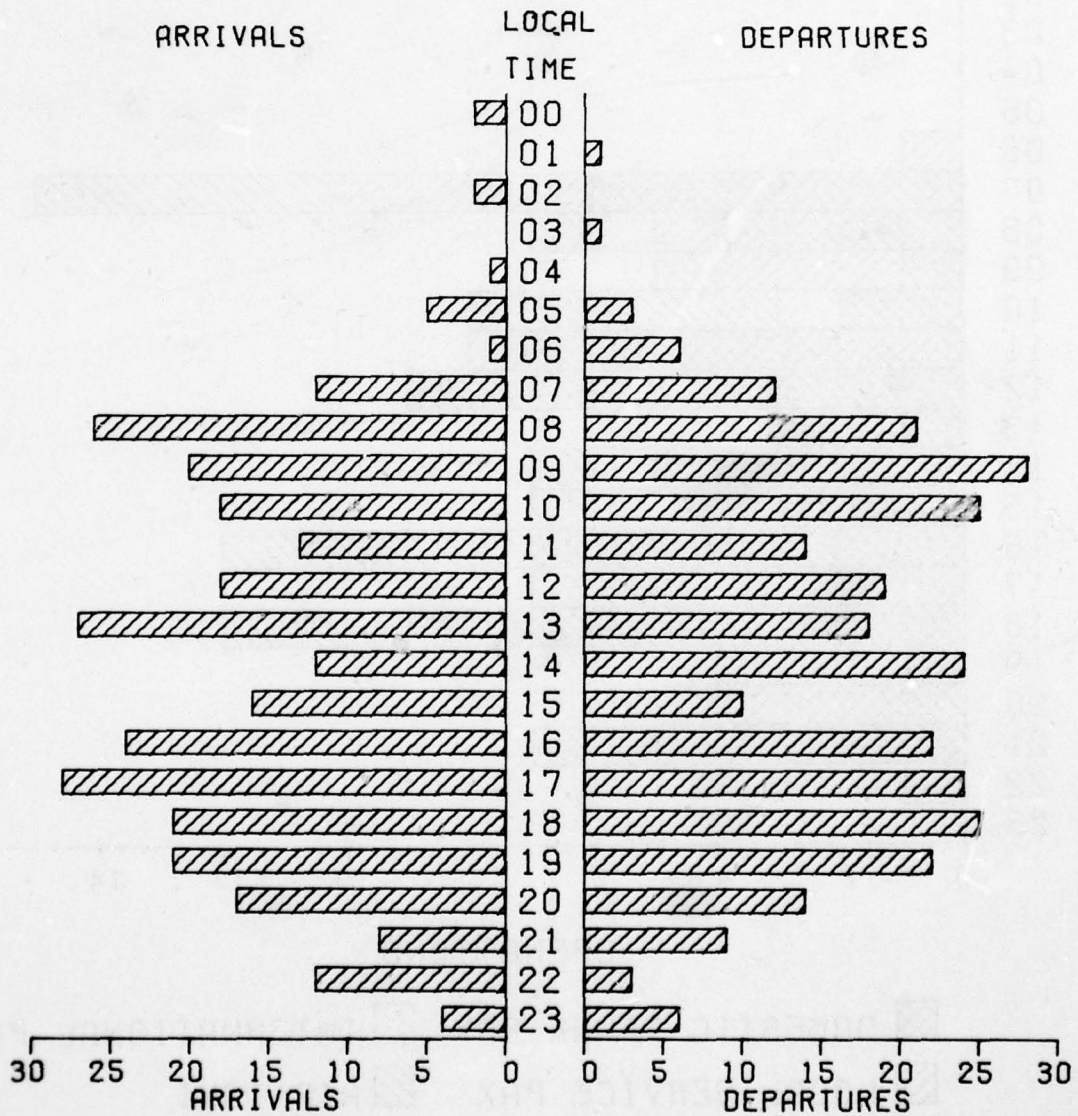
SPOKANE, WASH.
GEG
SCHEDULED OPERATIONS BY HOUR
FRIDAY - AUGUST 5, 1977



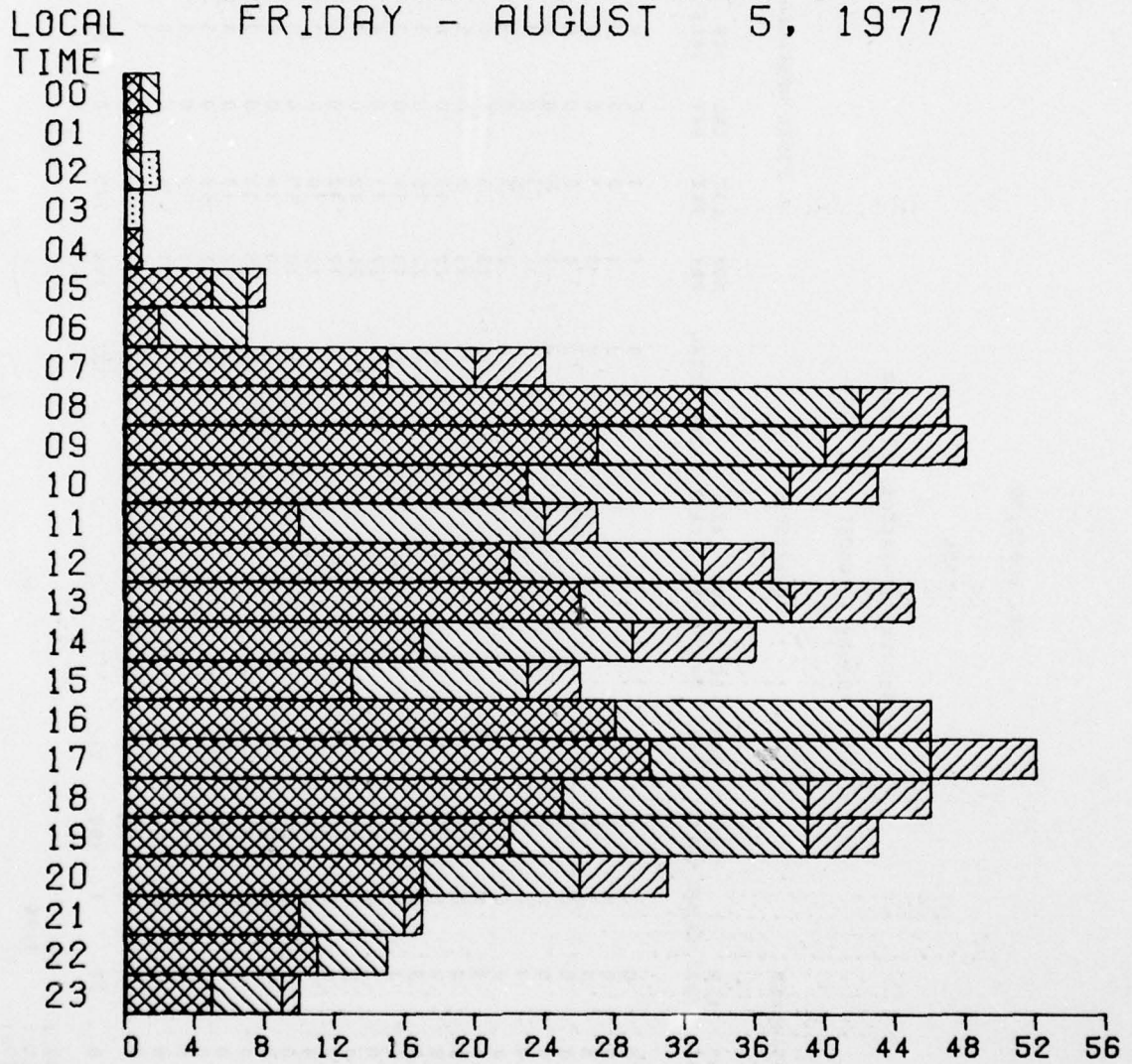
OPERATIONS

- DOMESTIC TRUNK PAX
- INTERNATIONAL PAX
- LOCAL SERVICE PAX
- AIR TAXI
- CARGO

ST. LOUIS, MO.
 STL
 SCHEDULED OPERATIONS
 FRIDAY - AUGUST 5, 1977



ST. LOUIS, MO.
STL
SCHEDULED OPERATIONS BY HOUR
FRIDAY - AUGUST 5, 1977



OPERATIONS

- DOMESTIC TRUNK PAX
- INTERNATIONAL PAX
- LOCAL SERVICE PAX
- AIR TAXI
- CARGO

ST. LOUIS, MO.

STL

SCHEDULED OPERATIONS BY HOUR

FRIDAY - AUGUST 5, 1977

HOUR	ARRIVALS						DEPARTURES						TOTAL OPERATIONS												
	DOM		LOC		INT		AIR TAXI		CARGO		TOTAL		DOM		LOC		INT		AIR TAXI		CARGO		TOTAL		
	PAX	PAY	PAX	PAY	PAX	PAY	PAX	PAY	PAX	PAY	PAX	PAY	PAX	PAY	PAX	PAY	PAX	PAY	PAX	PAY	PAX	PAY	PAX	PAY	
00	1	1	0	0	0	0	0	0	0	0	0	0	0	0	0	0	0	0	0	0	0	0	0	2	
01	0	0	0	0	0	0	0	0	0	0	0	0	0	0	0	0	0	0	0	0	0	0	0	0	1
02	0	0	0	0	0	0	0	0	0	0	0	0	0	0	0	0	0	0	0	0	0	0	0	0	2
03	0	0	0	0	0	0	0	0	0	0	0	0	0	0	0	0	0	0	0	0	0	0	0	0	1
04	1	1	0	0	0	0	0	0	0	0	0	0	0	0	0	0	0	0	0	0	0	0	0	0	1
05	4	4	0	0	0	0	0	0	0	0	0	0	0	0	0	0	0	0	0	0	0	0	0	0	8
06	1	1	0	0	0	0	0	0	0	0	0	0	0	0	0	0	0	0	0	0	0	0	0	0	7
07	6	3	0	0	0	0	0	0	0	0	0	0	0	0	0	0	0	0	0	0	0	0	0	0	24
08	18	4	0	0	0	0	0	0	0	0	0	0	0	0	0	0	0	0	0	0	0	0	0	0	47
09	9	9	0	0	0	0	0	0	0	0	0	0	0	0	0	0	0	0	0	0	0	0	0	0	48
10	10	5	0	0	0	0	0	0	0	0	0	0	0	0	0	0	0	0	0	0	0	0	0	0	43
11	4	8	0	0	0	0	0	0	0	0	0	0	0	0	0	0	0	0	0	0	0	0	0	0	27
12	13	3	0	0	0	0	0	0	0	0	0	0	0	0	0	0	0	0	0	0	0	0	0	0	37
13	14	8	0	0	0	0	0	0	0	0	0	0	0	0	0	0	0	0	0	0	0	0	0	0	45
14	6	4	0	0	0	0	0	0	0	0	0	0	0	0	0	0	0	0	0	0	0	0	0	0	36
15	8	7	0	0	0	0	0	0	0	0	0	0	0	0	0	0	0	0	0	0	0	0	0	0	26
16	12	9	0	0	0	0	0	0	0	0	0	0	0	0	0	0	0	0	0	0	0	0	0	0	46
17	18	7	0	0	0	0	0	0	0	0	0	0	0	0	0	0	0	0	0	0	0	0	0	0	52
18	11	6	0	0	0	0	0	0	0	0	0	0	0	0	0	0	0	0	0	0	0	0	0	0	46
19	13	7	0	0	0	0	0	0	0	0	0	0	0	0	0	0	0	0	0	0	0	0	0	0	43
20	9	6	0	0	0	0	0	0	0	0	0	0	0	0	0	0	0	0	0	0	0	0	0	0	31
21	5	3	0	0	0	0	0	0	0	0	0	0	0	0	0	0	0	0	0	0	0	0	0	0	17
22	8	4	0	0	0	0	0	0	0	0	0	0	0	0	0	0	0	0	0	0	0	0	0	0	15
23	1	3	0	0	0	0	0	0	0	0	0	0	0	0	0	0	0	0	0	0	0	0	0	0	10
TOTAL DAY	172	98	0	0	0	0	0	0	0	0	0	0	0	0	0	0	0	0	0	0	0	0	0	0	615

PEAK OPERATIONS PER HOUR : 52
 PEAK AS PERCENT OF TOTAL : 8.5%
 PEAK HOUR(S) OF OPERATION : 17

SYRACUSE, N. Y.

SYR

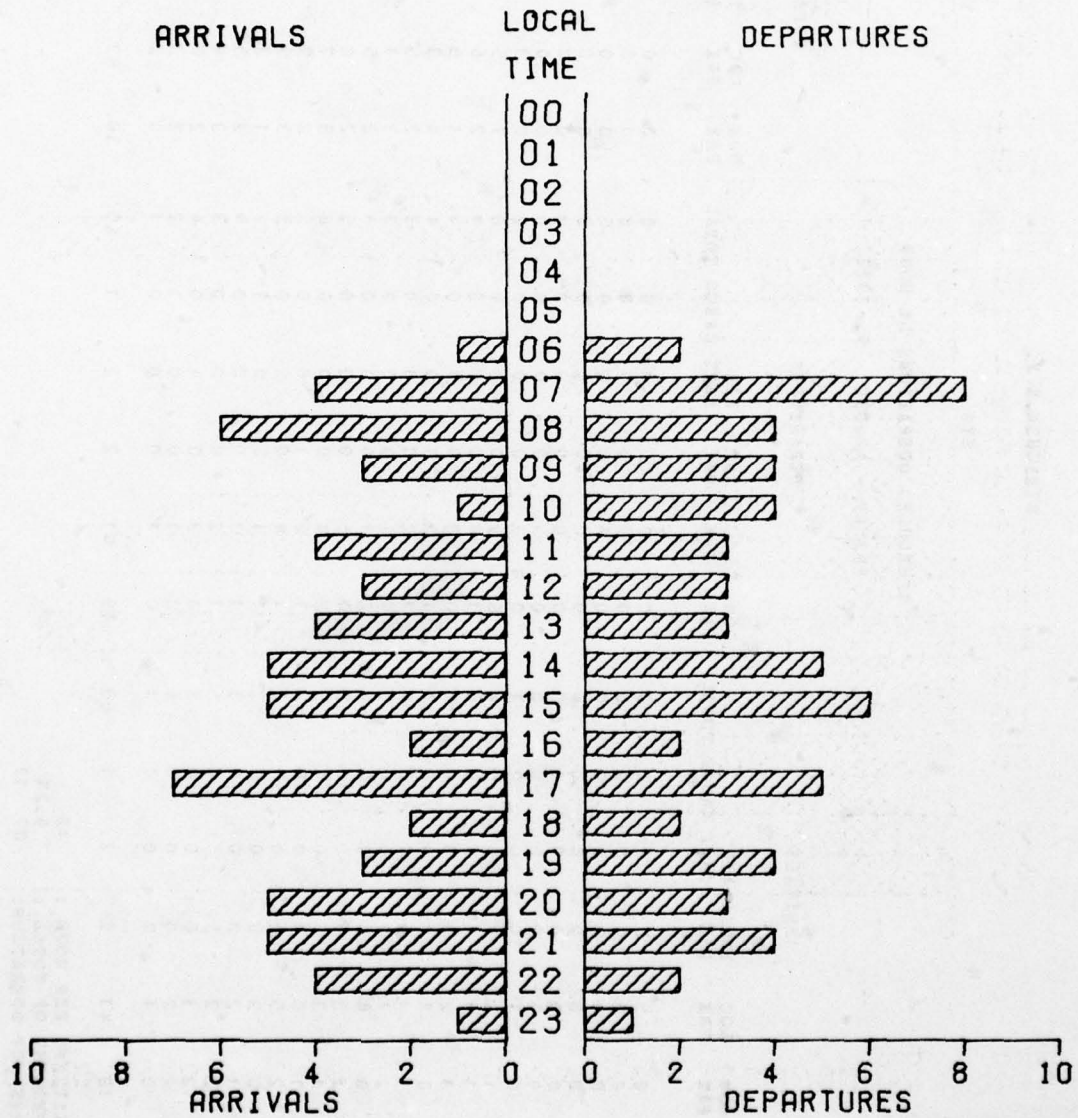
SCHEDULED OPERATIONS BY HOUR

FRIDAY - AUGUST 5, 1977

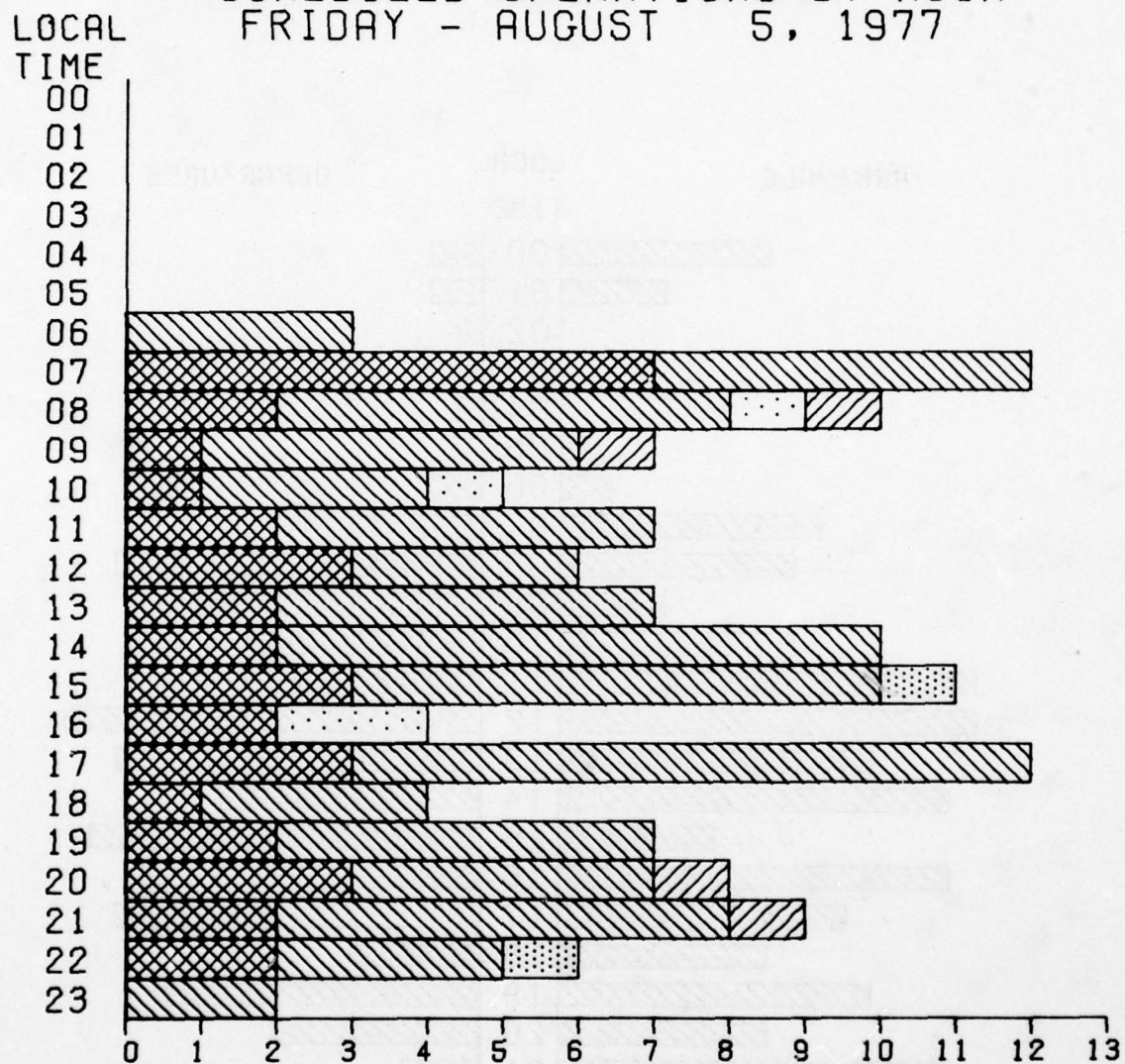
HOUR	ARRIVALS					DEPARTURES					TOTAL OPERATIONS				
	DOH PAX	LOC PAX	INT PAX	AIR TAXI	CARGO TOTAL	DOH PAX	LOC PAX	INT PAX	AIR TAXI	CARGO TOTAL	DOH PAX	LOC PAX	INT PAX	AIR TAXI	CARGO TOTAL
00	0	0	0	0	0	0	0	0	0	0	0	0	0	0	0
01	0	0	0	0	0	0	0	0	0	0	0	0	0	0	0
02	0	0	0	0	0	0	0	0	0	0	0	0	0	0	0
03	0	0	0	0	0	0	0	0	0	0	0	0	0	0	0
04	0	0	0	0	0	0	0	0	0	0	0	0	0	0	0
05	0	0	0	0	0	0	0	0	0	0	0	0	0	0	0
06	0	0	0	0	0	0	0	0	0	0	0	0	0	0	0
07	1	3	0	0	0	6	2	0	0	0	7	5	0	0	3
08	1	3	1	1	0	6	3	0	0	0	2	6	1	0	10
09	1	2	0	0	0	3	0	0	0	0	1	5	0	1	7
10	0	1	0	0	0	1	1	0	0	0	1	3	0	0	5
11	1	3	0	0	0	4	2	0	0	0	2	5	0	0	7
12	2	1	0	0	0	3	2	0	0	0	3	3	0	0	6
13	0	4	0	0	0	4	1	0	0	0	2	5	0	0	7
14	2	3	0	0	0	5	5	0	0	0	2	8	0	0	10
15	1	3	0	0	0	4	0	0	0	0	3	7	0	0	11
16	1	0	1	0	0	2	0	0	0	0	2	0	0	0	4
17	2	5	0	0	0	7	4	0	0	0	3	9	0	0	12
18	0	2	0	0	0	2	1	0	0	0	1	3	0	0	4
19	1	2	0	0	0	3	3	0	0	0	2	5	0	0	7
20	2	2	0	1	0	5	2	0	0	0	3	4	0	1	8
21	2	3	0	0	0	5	3	0	0	0	2	6	0	1	9
22	2	2	0	0	0	4	1	0	0	0	2	3	0	0	6
23	0	1	0	0	0	1	1	0	0	0	0	2	0	0	2
TOTAL	19	41	2	2	1	65	19	41	2	2	1	65	38	82	130

PEAK OPERATIONS PER HOUR : 12
 PEAK AS PERCENT OF TOTAL : 9.2%
 PEAK HOUR(S) OF OPERATION: 07 - 17

SYRACUSE, N.Y.
 SYR
 SCHEDULED OPERATIONS
 FRIDAY - AUGUST 5, 1977

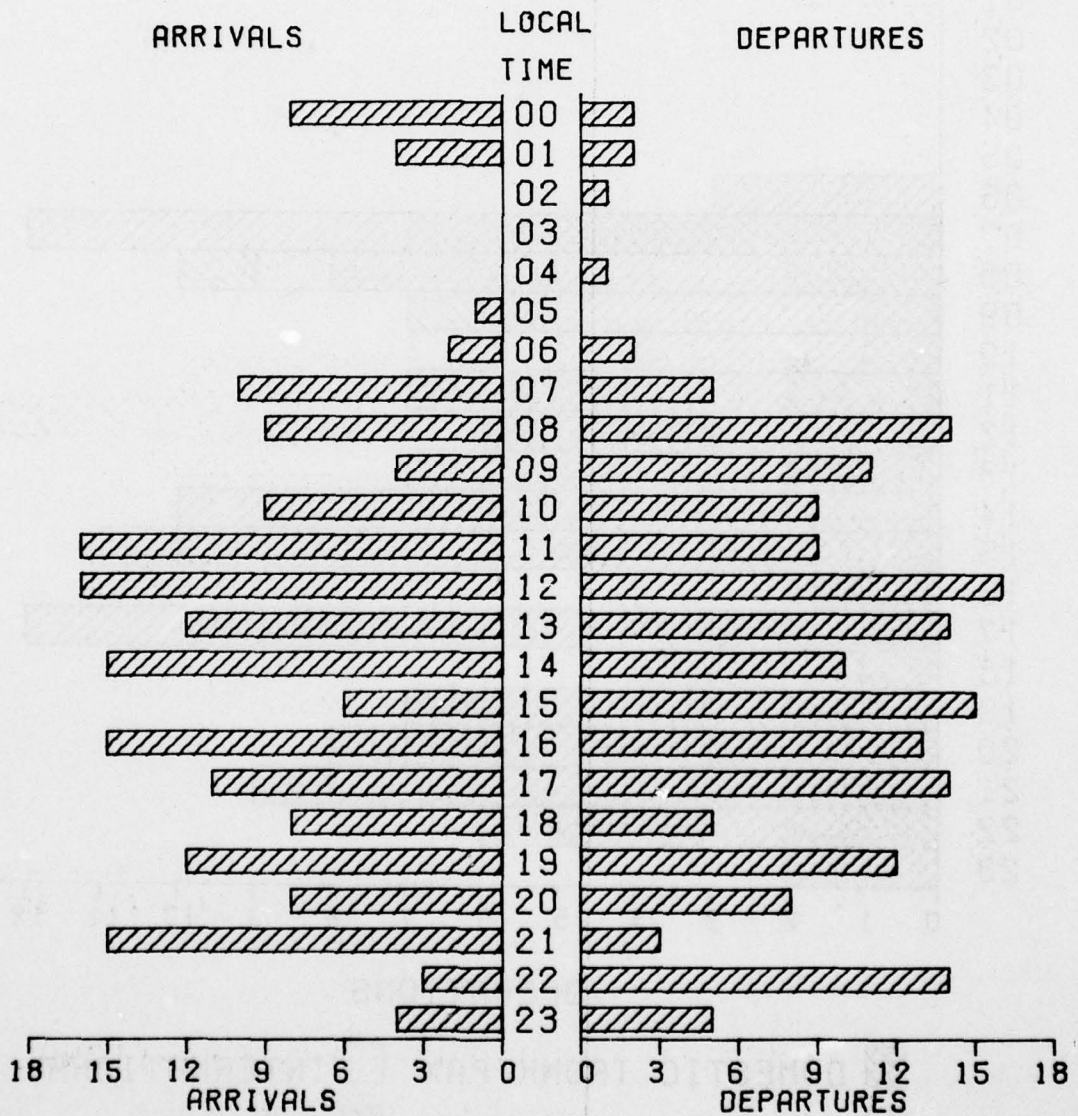


SYRACUSE, N.Y.
 SYR
 SCHEDULED OPERATIONS BY HOUR
 FRIDAY - AUGUST 5, 1977

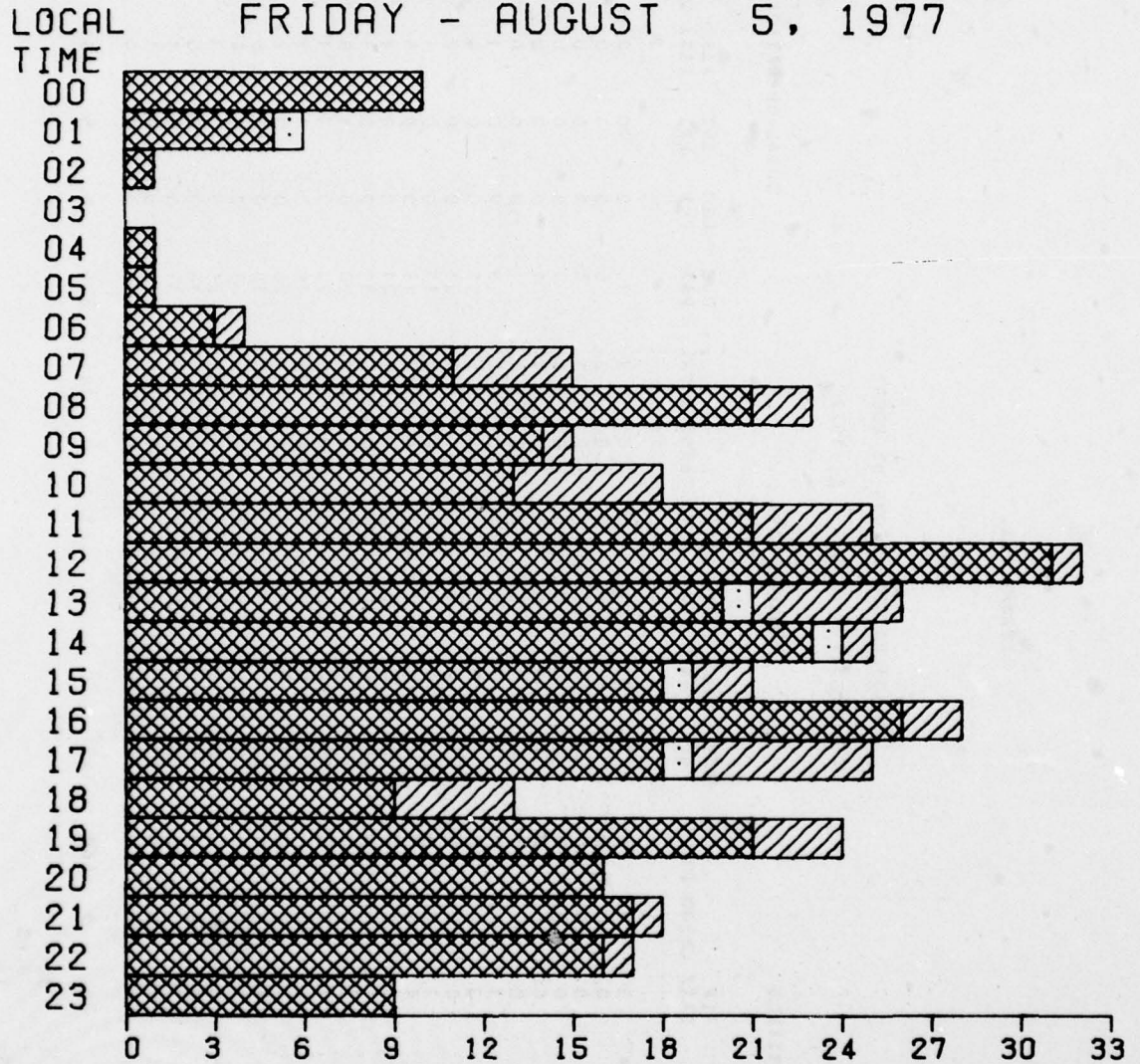


[Cross-hatch] DOMESTIC TRUNK PAX [Dotted] INTERNATIONAL PAX
 [Diagonal lines] LOCAL SERVICE PAX [Diagonal lines] AIR TAXI
 [Dotted] CARGO

TAMPA, FLA.
 TPA
 SCHEDULED OPERATIONS
 FRIDAY - AUGUST 5, 1977



TAMPA, FLA.
TPA
SCHEDULED OPERATIONS BY HOUR
FRIDAY - AUGUST 5, 1977



OPERATIONS

- DOMESTIC TRUNK PAX
- INTERNATIONAL PAX
- LOCAL SERVICE PAX
- AIR TAXI
- CARGO

TAMPA, FLA.

TPA

SCHEDULED OPERATIONS BY HOUR

FRIDAY - AUGUST 5, 1977

HOUR	ARRIVALS				DEPARTURES				TOTAL OPERATIONS				
	DOM PAX	LOC PAX	INT PAX	AIR TAXI CARGO TOTAL	DOM PAX	LOC PAX	INT PAX	AIR TAXI CARGO TOTAL	DOM PAX	LJC PAX	INT PAX	AIR TAXI CARGO TOTAL	
00	8	0	0	0	2	0	0	0	0	10	0	0	10
01	3	0	1	0	2	0	0	0	0	5	0	0	6
02	0	0	0	0	1	0	0	0	0	1	0	0	1
03	0	0	0	0	0	0	0	0	0	0	0	0	0
04	0	0	0	0	1	0	0	0	0	1	0	0	1
05	1	0	0	0	0	0	0	0	0	1	0	0	1
06	1	0	0	1	0	0	0	0	0	3	0	0	4
07	8	0	0	2	2	0	0	0	0	11	0	4	15
08	9	0	0	0	12	0	0	2	0	21	0	2	23
09	3	0	0	1	11	0	0	0	0	14	0	1	15
10	7	0	0	2	6	0	0	3	0	13	0	5	18
11	13	0	0	3	8	0	0	1	0	21	0	4	25
12	15	0	0	1	16	0	0	0	0	31	0	1	32
13	9	0	1	2	11	0	0	3	0	20	0	5	26
14	13	0	1	1	10	0	0	0	0	23	0	1	25
15	6	0	0	0	12	0	1	2	0	18	0	2	21
16	14	0	0	1	12	0	0	1	0	26	0	2	28
17	8	0	0	3	10	0	1	3	0	18	0	6	25
18	4	0	0	4	5	0	0	0	0	9	0	4	13
19	12	0	0	0	9	0	0	3	0	21	0	3	24
20	8	0	0	0	8	0	0	0	0	16	0	0	16
21	14	0	0	1	3	0	0	0	0	17	0	1	18
22	3	0	0	0	13	0	0	1	0	16	0	1	17
23	4	0	0	0	5	0	0	0	0	9	0	0	9
TOTAL DAY	163	0	3	22	162	0	2	21	0	325	0	43	373

PEAK OPERATIONS PER HOUR : 32
 PEAK AS PERCENT OF TOTAL : 8.6%
 PEAK HOUR(S) OF OPERATION: 12

TOLEDO, OHIO

TOL


SCHEDULED OPERATIONS BY HOUR

FRIDAY - AUGUST 5, 1977

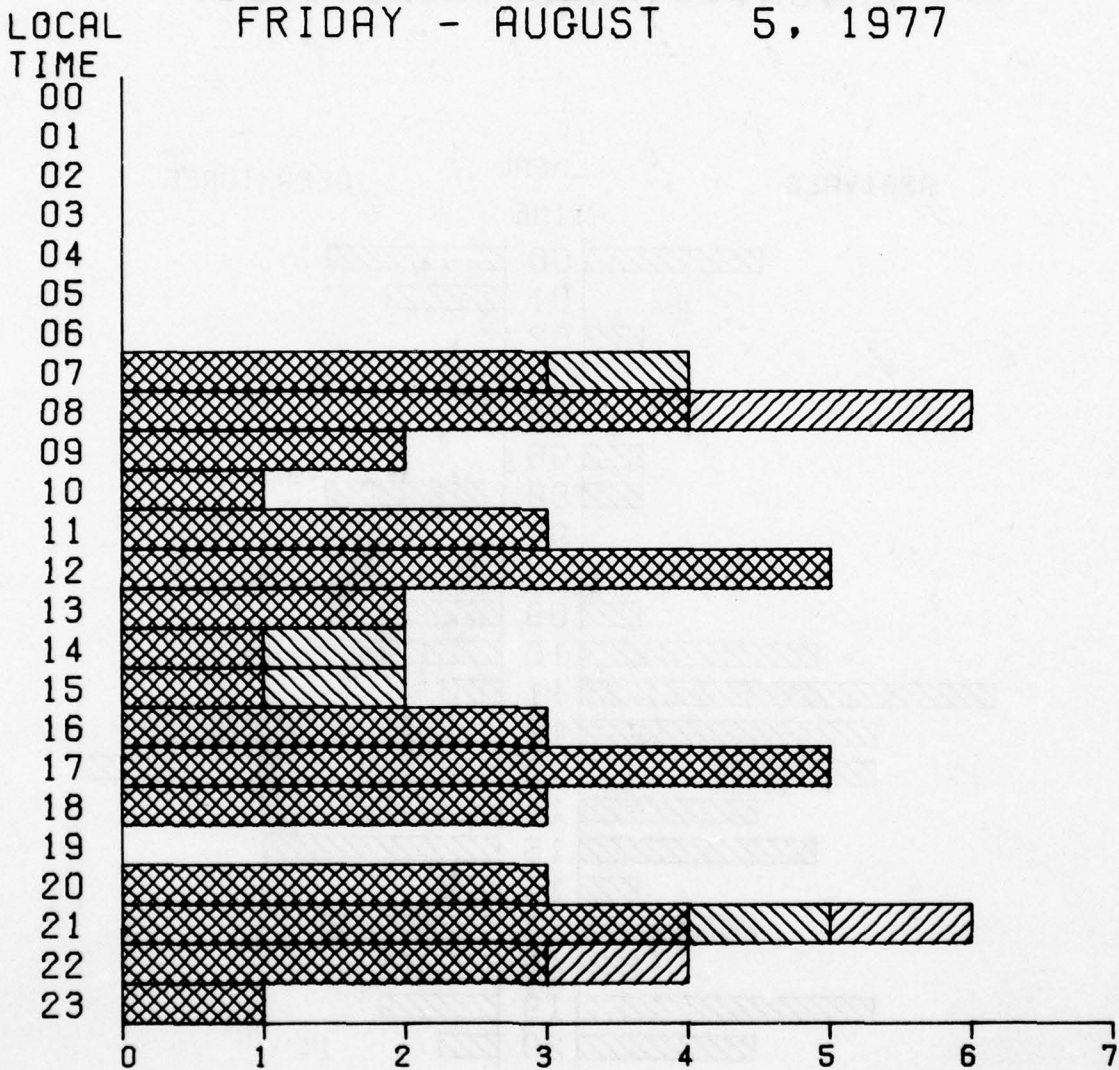
HOUR	ARRIVALS			DEPARTURES			TOTAL OPERATIONS						
	DOM PAX	LOC PAX	INT PAX	DOM PAX	LOC PAX	INT PAX	DOM PAX	LOC PAX	INT PAX	AIR TAXI	AIR TAXI	CARGO TOTAL	
00	0	0	0	0	0	0	0	0	0	0	0	0	0
01	0	0	0	0	0	0	0	0	0	0	0	0	0
02	0	0	0	0	0	0	0	0	0	0	0	0	0
03	0	0	0	0	0	0	0	0	0	0	0	0	0
04	0	0	0	0	0	0	0	0	0	0	0	0	0
05	0	0	0	0	0	0	0	0	0	0	0	0	0
06	0	0	0	0	0	0	0	0	0	0	0	0	0
07	1	0	0	1	0	0	1	0	0	0	0	0	0
08	1	0	0	1	0	0	1	0	0	0	0	0	0
09	0	0	0	0	0	0	0	0	0	0	0	0	0
10	1	0	0	1	0	0	1	0	0	0	0	0	0
11	2	0	0	2	0	0	2	0	0	0	0	0	0
12	2	0	0	2	0	0	2	0	0	0	0	0	0
13	1	0	0	1	0	0	1	0	0	0	0	0	0
14	1	0	0	1	0	0	1	0	0	0	0	0	0
15	1	0	0	1	0	0	1	0	0	0	0	0	0
16	1	0	0	1	0	0	1	0	0	0	0	0	0
17	3	0	0	3	0	0	3	0	0	0	0	0	0
18	1	0	0	1	0	0	1	0	0	0	0	0	0
19	0	0	0	0	0	0	0	0	0	0	0	0	0
20	2	0	0	2	0	0	2	0	0	0	0	0	0
21	3	1	0	3	1	0	3	1	0	0	0	0	0
22	3	0	0	3	0	0	3	0	0	0	0	0	0
23	0	0	0	0	0	0	0	0	0	0	0	0	0
TOTAL	22	2	0	22	2	0	26	0	26	44	4	0	52

PEAK OPERATIONS PER HOUR : 6
 PEAK AS PERCENT OF TOTAL : 11.5%
 PEAK HOUR(S) OF OPERATION: 08 21

TOLEDO, OHIO
 TOL
 SCHEDULED OPERATIONS
 FRIDAY - AUGUST 5, 1977



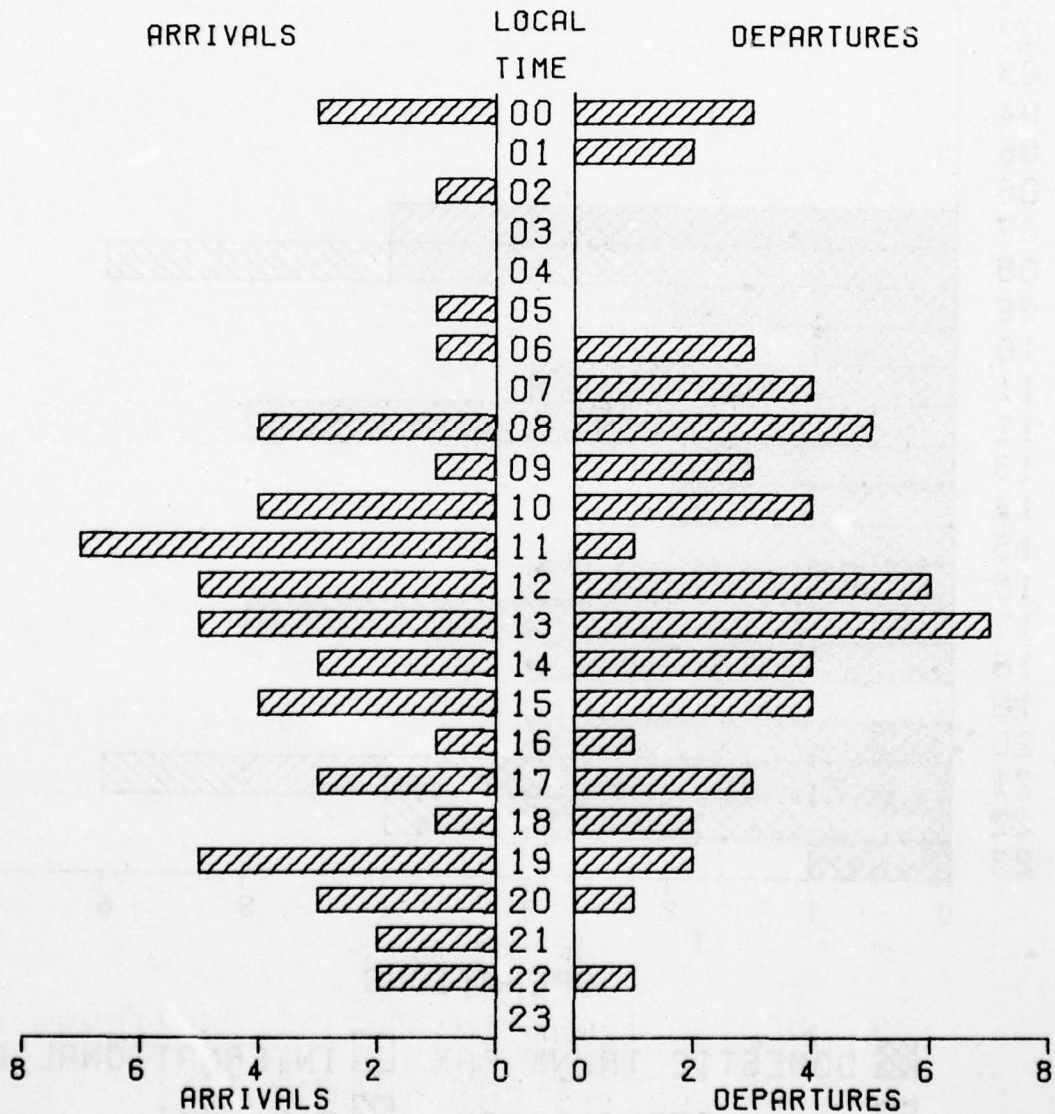
TOLEDO, OHIO
 TOL
 SCHEDULED OPERATIONS BY HOUR
 FRIDAY - AUGUST 5, 1977



OPERATIONS

- DOMESTIC TRUNK PAX
- INTERNATIONAL PAX
- LOCAL SERVICE PAX
- AIR TAXI
- CARGO

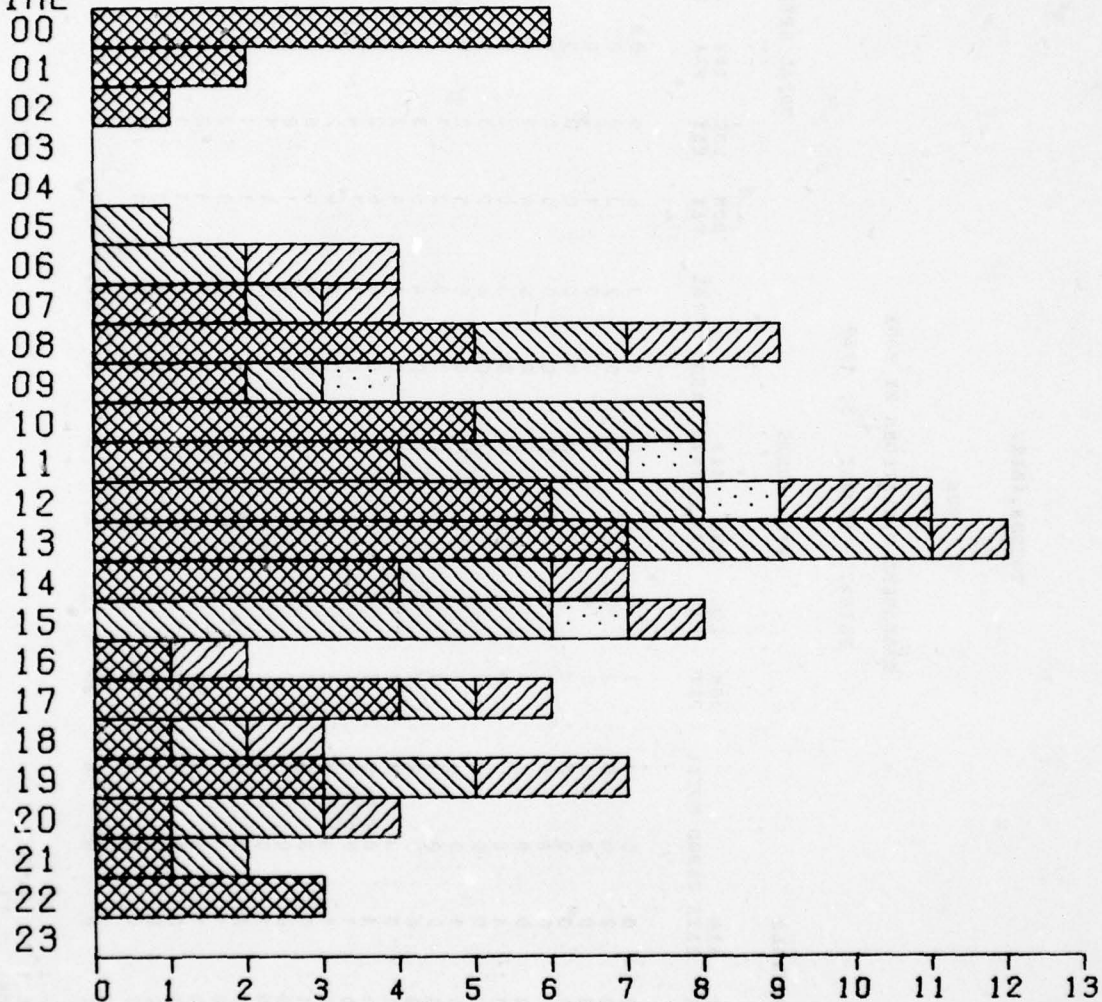
TUCSON, ARIZ.
 TUS
 SCHEDULED OPERATIONS
 FRIDAY - AUGUST 5, 1977



TUCSON, ARIZ.

TUS
SCHEDULED OPERATIONS BY HOUR
FRIDAY - AUGUST 5, 1977

LOCAL
TIME



OPERATIONS

- DOMESTIC TRUNK PAX
 INTERNATIONAL PAX
- LOCAL SERVICE PAX
 AIR TAXI
- CARGO

AD-A058 125

TRANSPORTATION SYSTEMS CENTER CAMBRIDGE MASS
PROFILES OF SCHEDULED AIR CARRIER DEPARTURE AND ARRIVAL OPERATI--ETC(U)
AUG 77

F/G 1/2

UNCLASSIFIED

NL

4 OF 4
ADA
058125



END
DATE
FILMED
10 -78
DDC

TUCSON, ARIZ.

TUS

SCHEDULED OPERATIONS BY HOUR

FRIDAY - AUGUST 5, 1977

HOUR	ARRIVALS						DEPARTURES						TOTAL OPERATIONS					
	DOH PAX	LOC PAX	INT PAX	AIR TAXI	CARGO	TOTAL	DOH PAX	LOC PAX	INT PAX	AIR TAXI	CARGO	TOTAL	DOH PAX	LOC PAX	INT PAX	AIR TAXI	CARGO	TOTAL
01	3	0	0	0	0	3	3	0	0	0	0	3	6	0	0	0	0	6
02	0	0	0	0	0	0	2	0	0	0	0	2	2	0	0	0	0	2
03	1	0	0	0	0	1	0	0	0	0	0	0	1	0	0	0	0	1
04	0	0	0	0	0	0	0	0	0	0	0	0	0	0	0	0	0	0
05	0	1	0	0	0	1	0	0	0	0	0	0	0	1	0	0	0	1
06	0	0	0	1	0	1	0	2	0	1	0	3	0	2	0	2	0	4
07	0	0	0	0	0	0	2	1	0	1	0	4	2	1	0	1	0	4
08	1	2	0	1	0	4	4	0	1	0	0	5	5	2	0	2	0	9
09	1	0	0	0	0	1	1	1	1	0	0	3	2	1	1	0	0	4
10	3	1	0	0	0	4	2	2	0	0	0	4	5	3	0	0	0	8
11	3	3	1	0	0	7	1	0	0	0	0	1	4	3	1	0	0	8
12	3	1	0	1	0	5	3	1	1	1	0	6	6	2	1	2	0	11
13	3	1	0	1	0	5	4	3	0	0	0	7	7	4	0	0	0	12
14	1	1	0	1	0	3	3	1	0	0	0	4	4	2	0	1	0	7
15	0	3	1	0	0	4	0	0	1	0	0	1	0	6	1	1	0	8
16	1	0	0	0	0	1	0	0	0	0	0	1	0	0	0	0	0	2
17	2	0	0	1	0	3	2	1	0	0	0	3	4	1	0	1	0	6
18	0	1	0	0	0	1	1	0	1	0	0	2	1	1	0	1	0	3
19	3	1	0	1	0	5	0	1	0	1	0	2	3	2	0	2	0	7
20	1	1	0	1	0	3	0	1	0	0	0	1	1	2	0	1	0	4
21	1	1	0	0	0	2	0	0	0	0	0	0	1	1	0	0	0	2
22	2	0	0	0	0	2	1	0	0	0	0	1	3	0	0	0	0	3
23	0	0	0	0	0	0	0	0	0	0	0	0	0	0	0	0	0	0
TOTAL DAY	29	17	2	8	0	56	29	17	2	8	0	56	58	34	4	16	0	112

PEAK OPERATIONS PER HOUR : 12
 PEAK AS PERCENT OF TOTAL : 10.7%
 PEAK HOUR(S) OF OPERATION: 13

TULSA, OKLA.

TUL

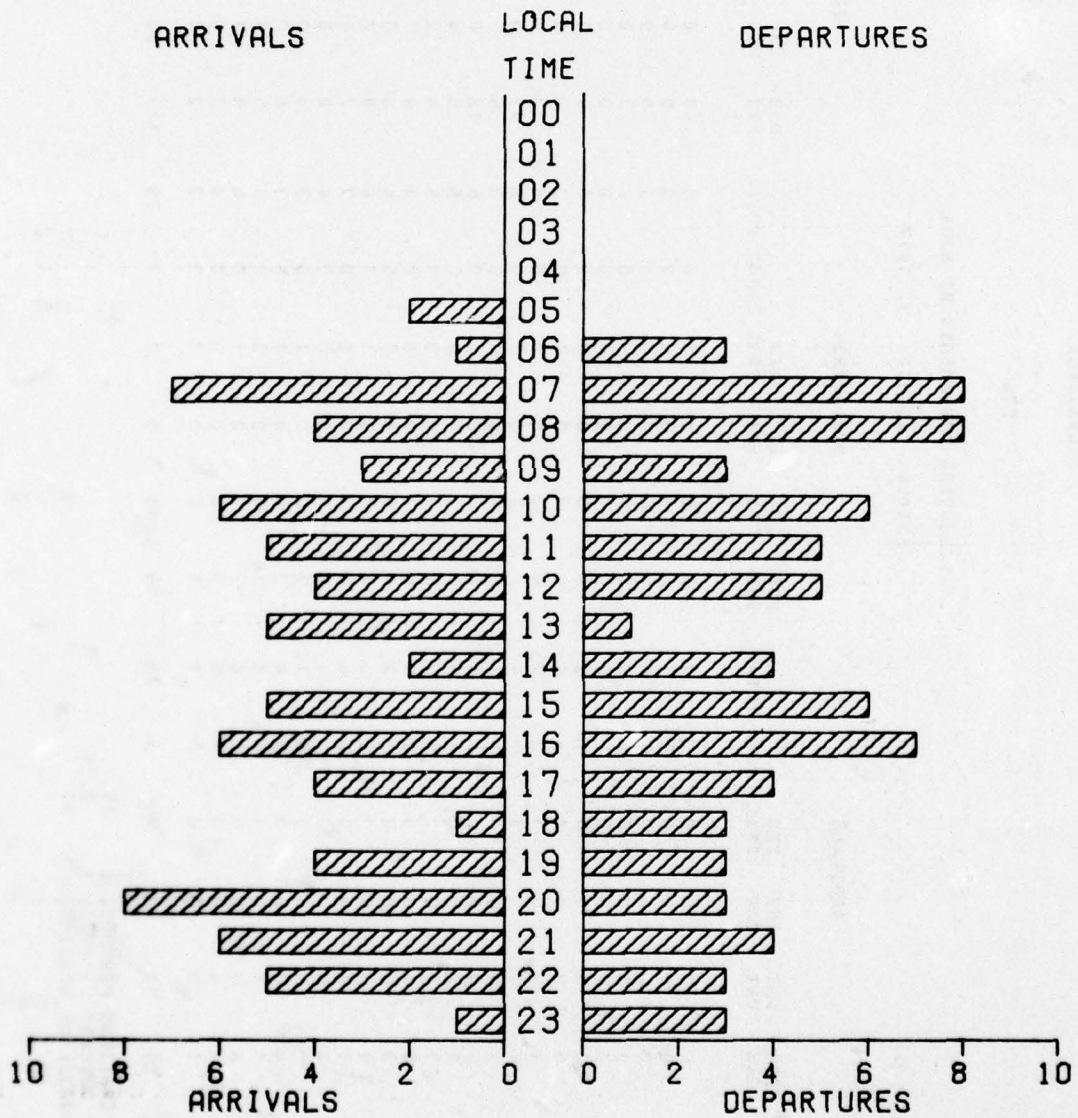
SCHEDULED OPERATIONS BY HOUR

FRIDAY - AUGUST 5, 1977

HOUR	ARRIVALS			DEPARTURES			TOTAL OPERATIONS						
	DOM PAX	LOC PAX	INT PAX	AIR TAXI	CARGO	TOTAL	DOM PAX	LOC PAX	INT PAX	AIR TAXI	CARGO	TOTAL	
00	0	0	0	0	0	0	0	0	0	0	0	0	0
01	0	0	0	0	0	0	0	0	0	0	0	0	0
02	0	0	0	0	0	0	0	0	0	0	0	0	0
03	0	0	0	0	0	0	0	0	0	0	0	0	0
04	0	0	0	0	0	0	0	0	0	0	0	0	0
05	0	0	0	1	1	2	0	0	0	0	1	1	2
06	0	0	0	1	1	2	2	2	0	0	2	4	4
07	4	2	0	1	7	6	7	0	0	0	1	0	15
08	4	0	0	0	4	7	11	0	0	0	1	0	12
09	3	0	0	0	3	6	12	0	0	0	0	0	12
10	6	0	0	0	6	6	12	0	0	0	0	0	12
11	2	2	0	0	4	5	5	4	4	0	0	1	10
12	1	1	0	2	4	5	4	2	2	0	2	1	9
13	4	1	0	0	5	4	4	6	8	0	0	0	14
14	2	0	0	0	2	4	4	0	0	0	0	0	6
15	4	0	0	1	5	4	6	8	7	0	2	1	11
16	3	3	0	0	6	4	7	7	6	0	0	0	13
17	4	0	0	0	4	4	8	8	0	0	0	0	8
18	1	0	0	0	1	2	3	3	0	0	1	0	4
19	4	0	0	0	4	4	6	6	0	0	1	0	7
20	6	1	0	1	8	3	9	9	1	0	1	0	11
21	6	0	0	0	6	2	8	1	0	0	1	0	10
22	4	0	0	0	4	3	7	7	0	0	1	0	8
23	1	0	0	0	1	1	2	2	0	0	1	1	4
TOTAL	59	10	0	7	3	79	59	10	0	7	3	79	118
DAY													6
													158

PEAK OPERATIONS PER HOUR : 15
 PEAK AS PERCENT OF TOTAL : 9.5%
 PEAK HOUR(S) OF OPERATION : 07

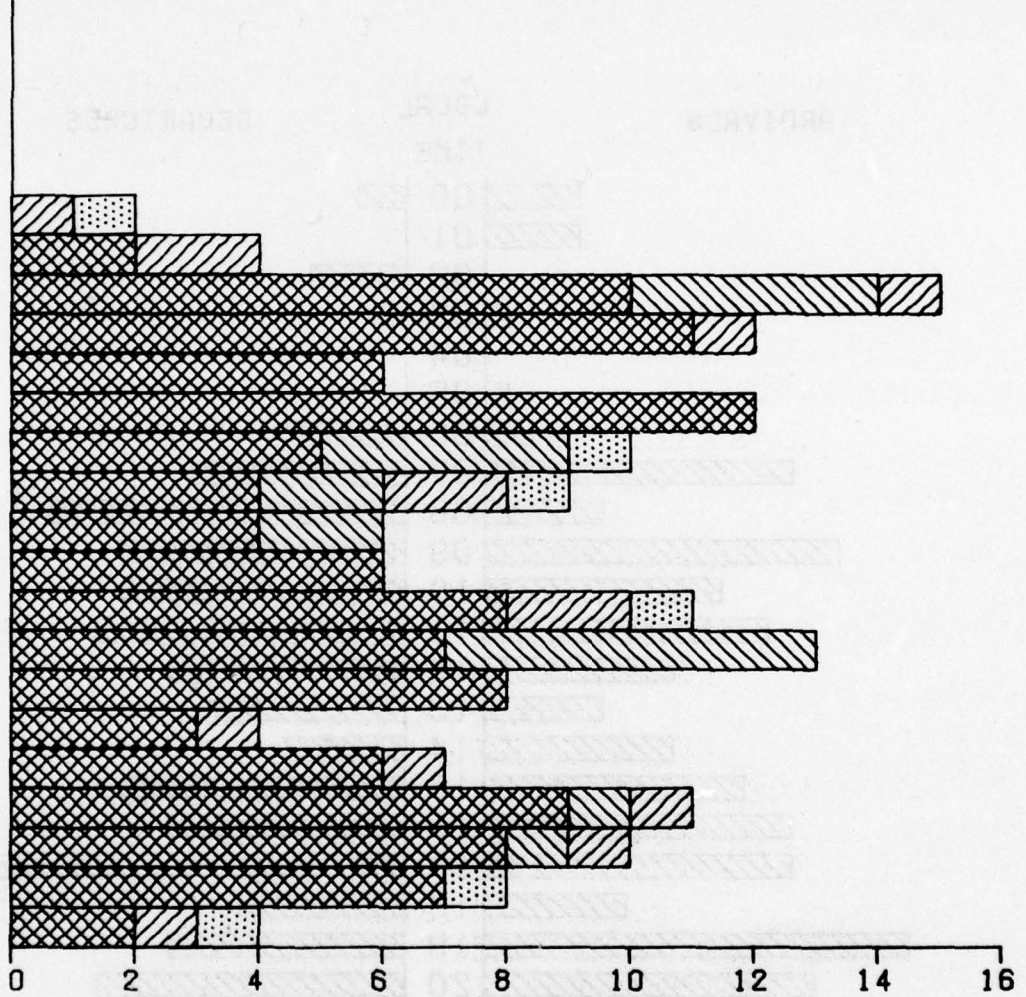
TULSA, OKLA.
 TUL
 SCHEDULED OPERATIONS
 FRIDAY - AUGUST 5, 1977



TULSA, OKLA.
TUL
SCHEDULED OPERATIONS BY HOUR
FRIDAY - AUGUST 5, 1977

LOCAL
TIME


00
01
02
03
04
05
06
07
08
09
10
11
12
13
14
15
16
17
18
19
20
21
22
23



OPERATIONS

- DOMESTIC TRUNK PAX
- LOCAL SERVICE PAX
- INTERNATIONAL PAX
- AIR TAXI
- CARGO

WASHINGTON/BALTIMORE, D.C., MD., VA.
 BAL
 SCHEDULED OPERATIONS
 FRIDAY - AUGUST 5, 1977



WASHINGTON/BALTIMORE, D.C., MD., VA.

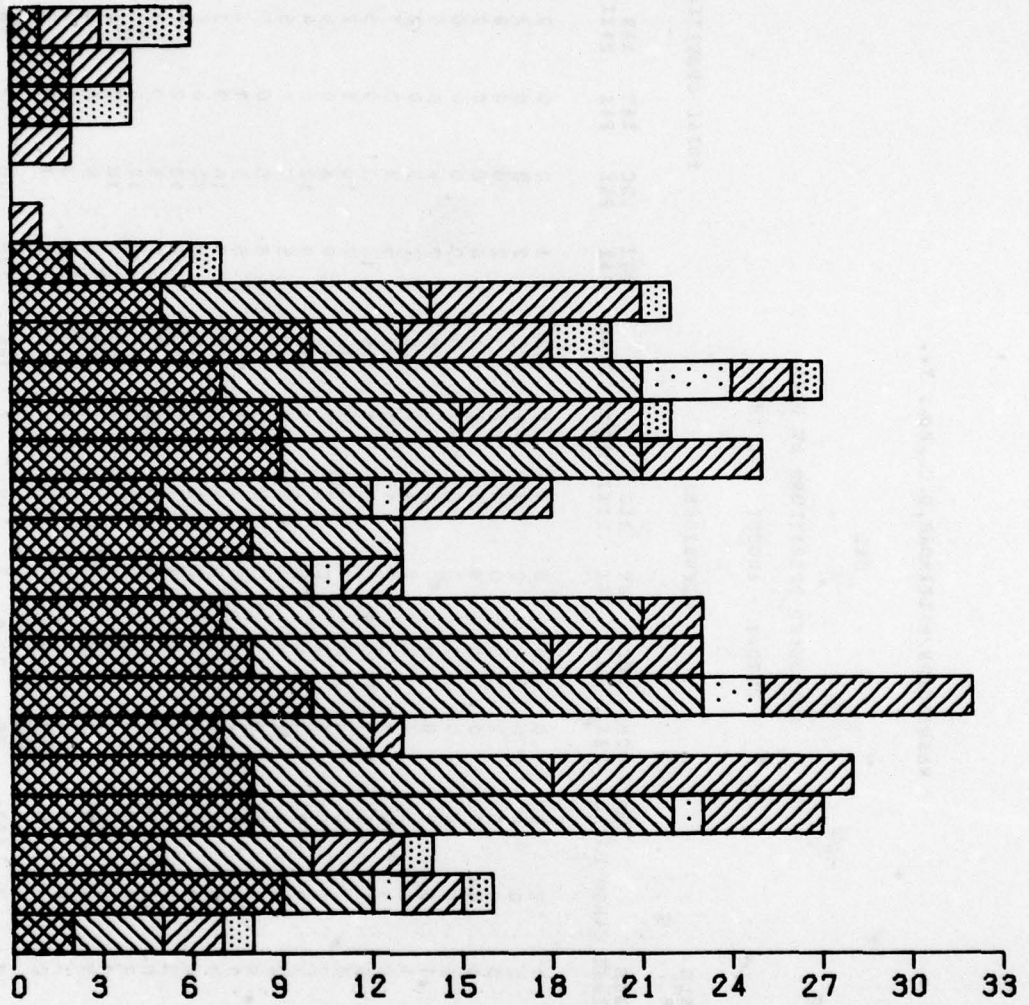
BAL

SCHEDULED OPERATIONS BY HOUR

FRIDAY - AUGUST 5, 1977

LOCAL TIME

00
01
02
03
04
05
06
07
08
09
10
11
12
13
14
15
16
17
18
19
20
21
22
23



OPERATIONS

- DOMESTIC TRUNK PAX
 INTERNATIONAL PAX
- LOCAL SERVICE PAX
 AIR TAXI
- CARGO

WASHINGTON/BALTIMORE, D. C., MD., VA.

BAL

SCHEDULED OPERATIONS BY HOUR

FRIDAY - AUGUST 5, 1977

HOUR	ARRIVALS			DEPARTURES			TOTAL OPERATIONS								
	DOM PAX	LOC PAX	INT PAX	DOM PAX	LOC PAX	INT PAX	DOM PAX	LOC PAX	INT PAX	AIR TAXI CARGO TOTAL					
01	1	0	0	0	0	0	1	0	0	2					
02	2	0	0	0	0	0	0	0	0	0					
03	0	0	0	0	0	0	0	0	0	0					
04	0	0	0	0	0	0	0	0	0	0					
05	0	0	0	0	0	0	0	0	0	0					
06	1	0	0	1	2	0	1	1	0	1					
07	2	4	0	6	5	0	1	1	0	1					
08	3	1	0	0	2	0	5	1	0	1					
09	4	8	1	1	6	2	1	1	0	1					
10	3	3	0	3	3	0	3	3	0	1					
11	4	6	0	2	6	0	2	0	0	1					
12	3	3	0	2	4	1	3	0	0	1					
13	3	2	0	0	3	0	0	0	0	1					
14	3	3	1	1	2	0	1	0	0	1					
15	3	7	0	1	7	0	1	0	0	1					
16	3	6	0	4	4	0	1	0	0	1					
17	5	5	1	2	8	1	5	0	0	1					
18	3	3	0	7	4	0	1	0	0	1					
19	5	6	0	0	6	0	3	0	0	1					
20	7	6	0	1	8	1	3	0	0	1					
21	3	3	0	1	2	0	2	1	0	1					
22	5	1	1	1	2	0	1	1	0	1					
23	1	3	0	0	0	0	2	0	0	1					
TOTAL DAY	64	70	4	38	70	5	38	7	185	129	180	9	76	14	368

PEAK OPERATIONS PER HOUR : 32
 PEAK AS PERCENT OF TOTAL : 8.7%
 PEAK HOUR(S) OF OPERATION : 17

WASHINGTON/BALTIMORE, D.C., HD., VA.


DCA

SCHEDULED OPERATIONS BY HOUR
FRIDAY - AUGUST 5, 1977

HOUR	ARRIVALS			DEPARTURES			TOTAL OPERATIONS						
	DOM PAX	LOC PAX	INT PAX	AIR TAXI	CARGO	TOTAL	DOM PAX	LOC PAX	INT PAX	AIR TAXI	CARGO	TOTAL	
00	0	0	0	2	0	2	0	0	0	0	0	0	2
01	0	0	0	0	0	0	0	0	0	0	0	0	0
02	0	0	0	0	0	0	0	0	0	0	0	0	0
03	0	0	0	0	0	0	0	0	0	0	0	0	0
04	0	0	0	0	0	0	0	0	0	0	0	0	0
05	0	0	0	1	0	1	0	0	0	0	0	0	1
06	0	2	0	3	0	5	0	3	0	0	0	0	3
07	9	4	0	1	0	14	0	8	0	1	0	0	9
08	12	12	0	1	0	25	0	4	0	0	0	0	12
09	16	5	0	1	0	22	0	9	0	2	0	0	16
10	17	7	0	2	0	26	0	6	0	0	0	0	17
11	11	9	0	1	0	21	0	5	0	1	0	0	11
12	13	8	0	1	1	23	0	8	0	1	0	0	13
13	16	8	0	0	1	24	0	10	0	0	0	1	16
14	13	7	0	0	0	20	0	6	0	0	0	0	13
15	16	9	0	1	0	26	0	8	0	1	0	0	16
16	16	6	0	2	0	24	0	8	0	1	0	0	16
17	14	6	0	3	0	23	0	10	0	0	0	0	14
18	15	10	0	0	0	25	0	7	0	3	0	0	15
19	15	6	0	0	0	21	0	8	0	0	0	0	15
20	18	8	0	1	0	27	0	6	0	1	0	0	18
21	17	10	0	0	0	27	0	7	0	0	0	0	17
22	7	3	0	1	0	11	0	5	0	0	0	0	7
23	0	0	0	0	0	0	0	0	0	0	0	0	0
TOTAL DAY	225	120	0	21	1	367	224	118	0	22	1	365	449
													238
													43
													2
													732

PEAK OPERATIONS PER HOUR : 50
PEAK AS PERCENT OF TOTAL : 6.8%
PEAK HOUR(S) OF OPERATION : 18

WASHINGTON/BALTIMORE, D.C., MD., VA.
 DCA
 SCHEDULED OPERATIONS
 FRIDAY - AUGUST 5, 1977

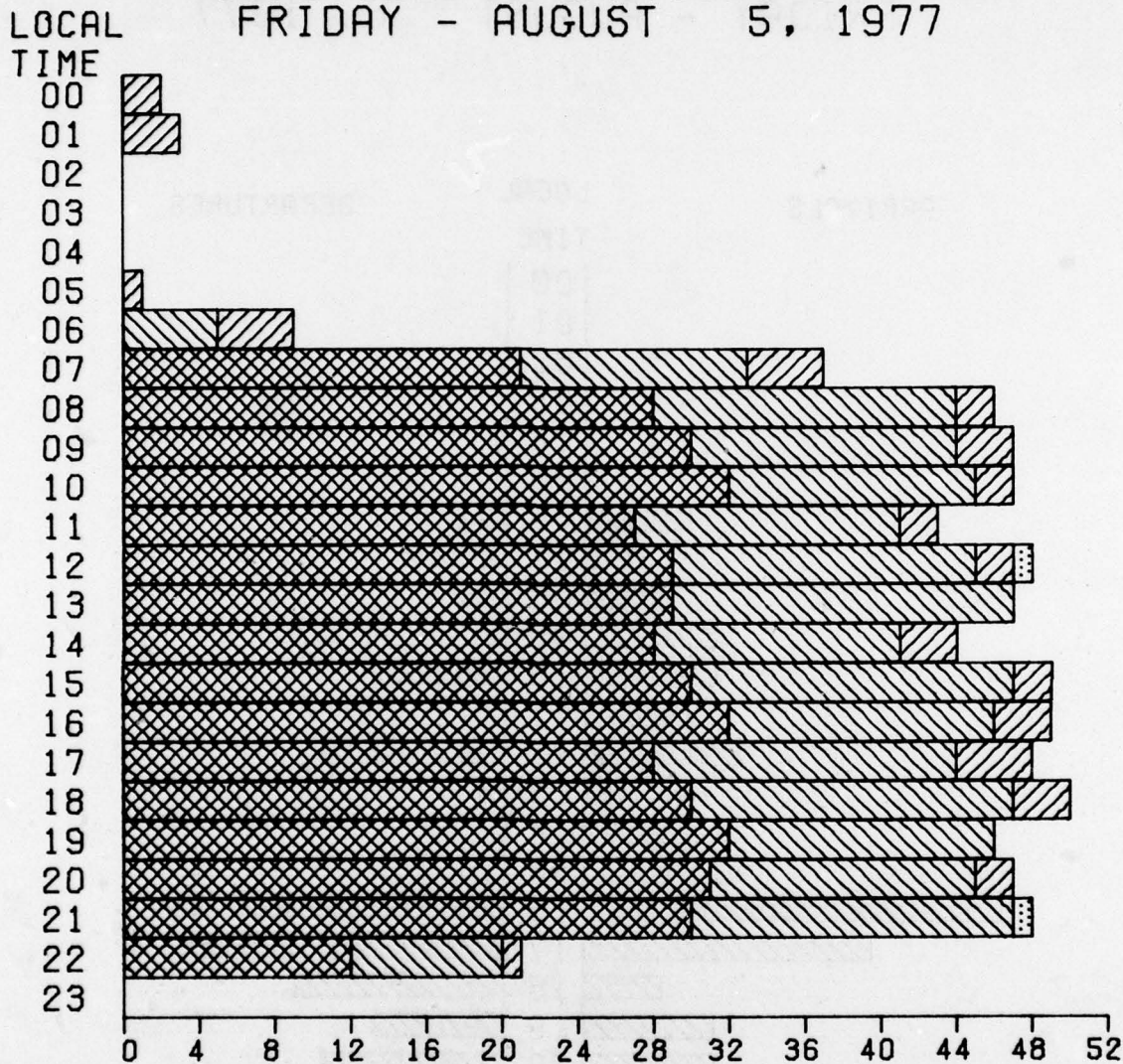


WASHINGTON/BALTIMORE, D.C., MD., VA.

DCA

SCHEDULED OPERATIONS BY HOUR

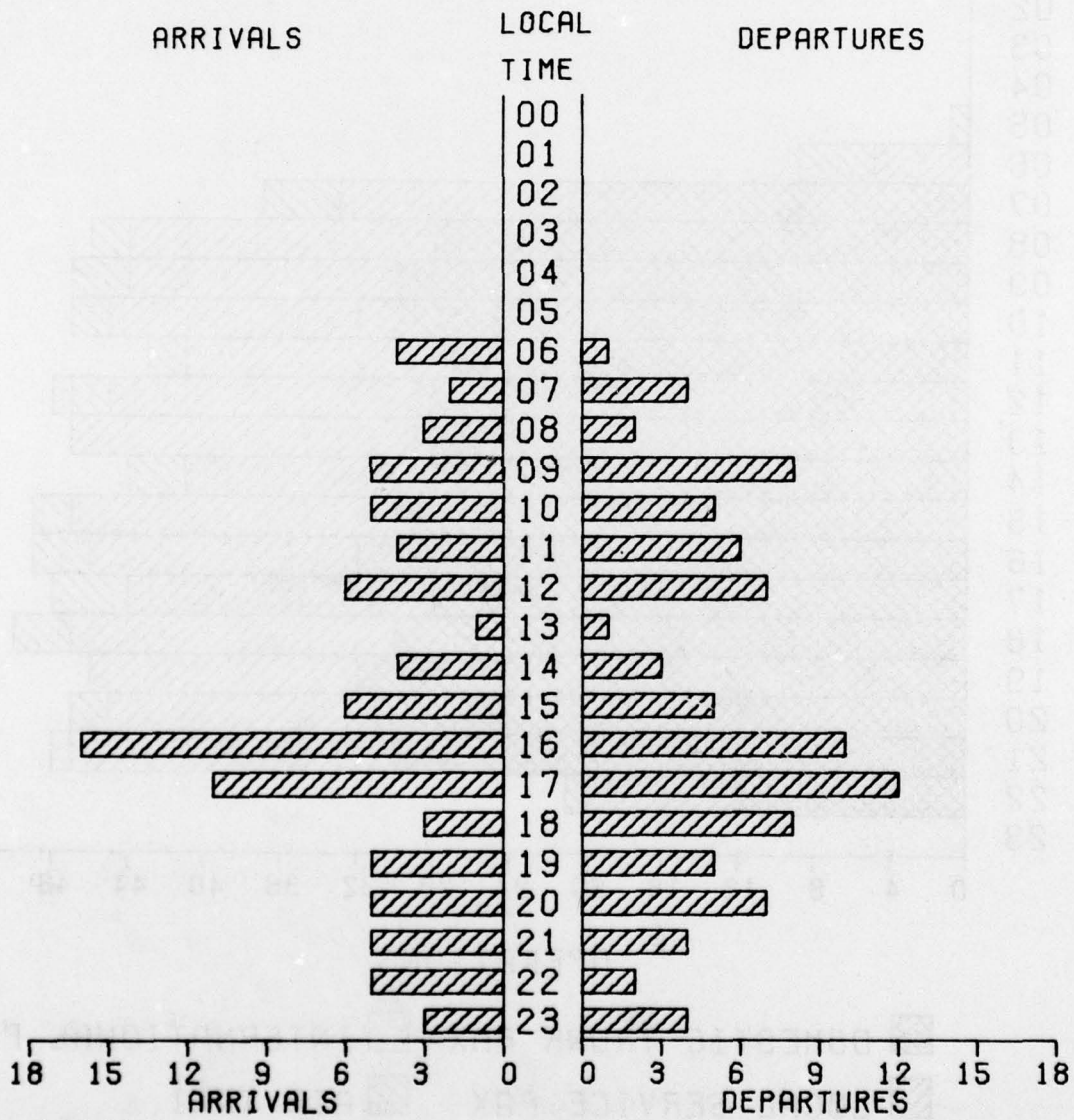
FRIDAY - AUGUST 5, 1977



OPERATIONS

- DOMESTIC TRUNK PAX
 INTERNATIONAL PAX
- LOCAL SERVICE PAX
 AIR TAXI
- CARGO

WASHINGTON/BALTIMORE, D.C., MD., VA.
 IAD
 SCHEDULED OPERATIONS
 FRIDAY - AUGUST 5, 1977



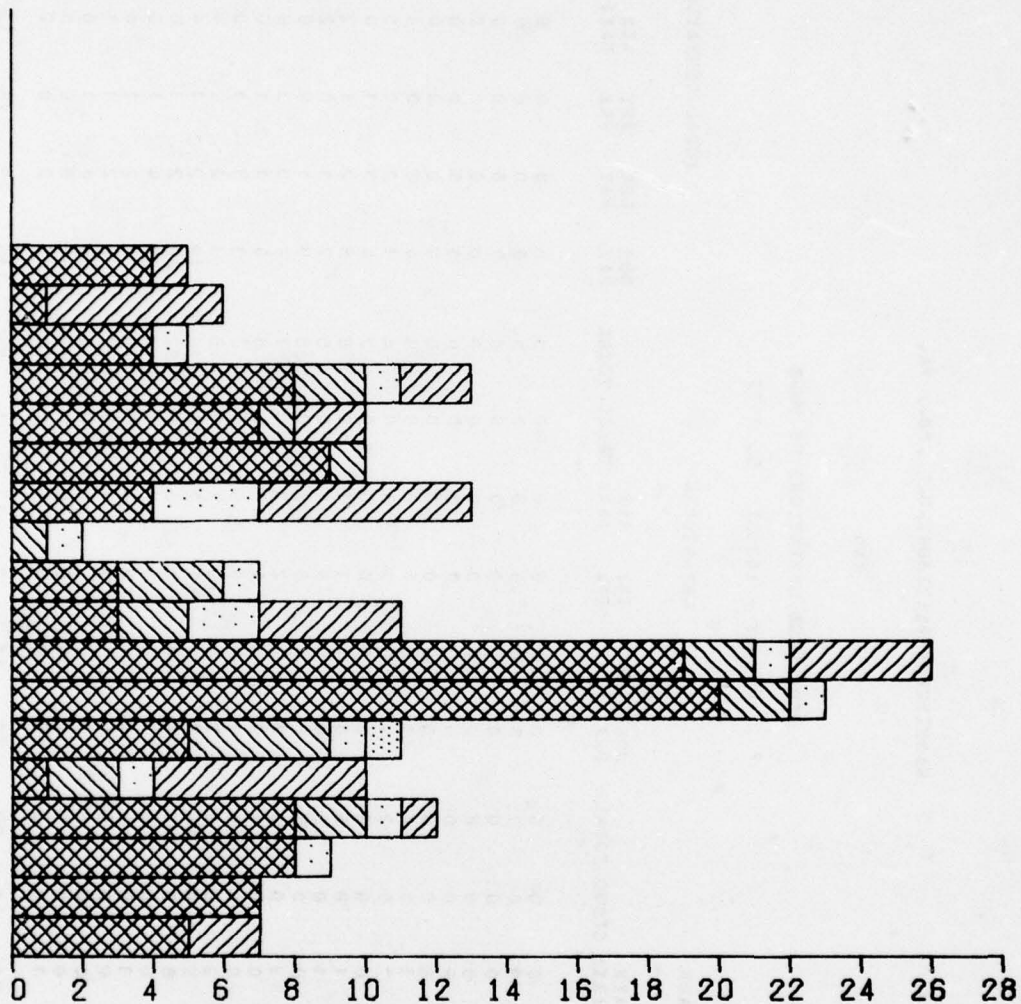
WASHINGTON/BALTIMORE, D.C., MD., VA.

TAD

SCHEDULED OPERATIONS BY HOUR
FRIDAY - AUGUST 5, 1977

LOCAL
TIME

00
01
02
03
04
05
06
07
08
09
10
11
12
13
14
15
16
17
18
19
20
21
22
23



OPERATIONS

- DOMESTIC TRUNK PAX
 INTERNATIONAL PAX
- LOCAL SERVICE PAX
 AIR TAXI
- CARGO

WASHINGTON/BALTIMORE, D.C., HD., VA.

IAD

SCHEDULED OPERATIONS BY HOUR

FRIDAY - AUGUST 5, 1977

HOUR	ARRIVALS			DEPARTURES			TOTAL OPERATIONS						
	DOM PAX	LOC PAX	INT PAX	DOM PAX	LOC PAX	INT PAX	DOM PAX	LOC PAX	INT PAX	AIR TAXI	AIR TAXI	CARGO	TOTAL
00	0	0	0	0	0	0	0	0	0	0	0	0	0
01	0	0	0	0	0	0	0	0	0	0	0	0	0
02	0	0	0	0	0	0	0	0	0	0	0	0	0
03	0	0	0	0	0	0	0	0	0	0	0	0	0
04	0	0	0	0	0	0	0	0	0	0	0	0	0
05	0	0	0	0	0	0	0	0	0	0	0	0	0
06	3	0	0	1	0	0	1	4	0	0	1	0	5
07	0	0	0	2	0	0	3	0	0	0	0	0	6
08	2	0	1	0	0	0	0	4	0	0	1	0	5
09	3	1	0	1	1	1	1	8	2	1	0	0	13
10	3	1	0	1	0	0	1	5	1	0	2	0	10
11	4	0	0	5	0	0	0	6	1	0	0	0	10
12	2	0	1	2	0	2	3	7	0	3	6	0	13
13	0	1	0	0	0	1	0	0	0	1	0	0	2
14	2	1	1	0	2	0	0	3	3	1	0	0	7
15	1	1	2	2	0	0	0	5	2	2	4	0	11
16	12	1	1	7	1	0	0	10	2	1	4	0	26
17	8	2	1	12	0	0	0	12	2	1	0	0	23
18	2	1	0	3	3	1	0	8	4	1	0	1	11
19	0	1	1	1	1	0	3	5	1	1	6	0	10
20	4	1	0	4	0	1	1	7	2	1	1	0	12
21	5	0	0	3	0	1	0	4	0	1	0	0	9
22	5	0	0	2	0	0	0	2	0	0	0	0	7
23	2	0	0	3	0	0	1	4	0	0	2	0	7
TOTAL DAY	58	11	8	58	11	7	17	94	22	15	33	1	187

PEAK OPERATIONS PER HOUR : 26
 PEAK AS PERCENT OF TOTAL : 13.9%
 PEAK HOUR(S) OF OPERATION: 16

WEST PALM BEACH, FLA.

PBI

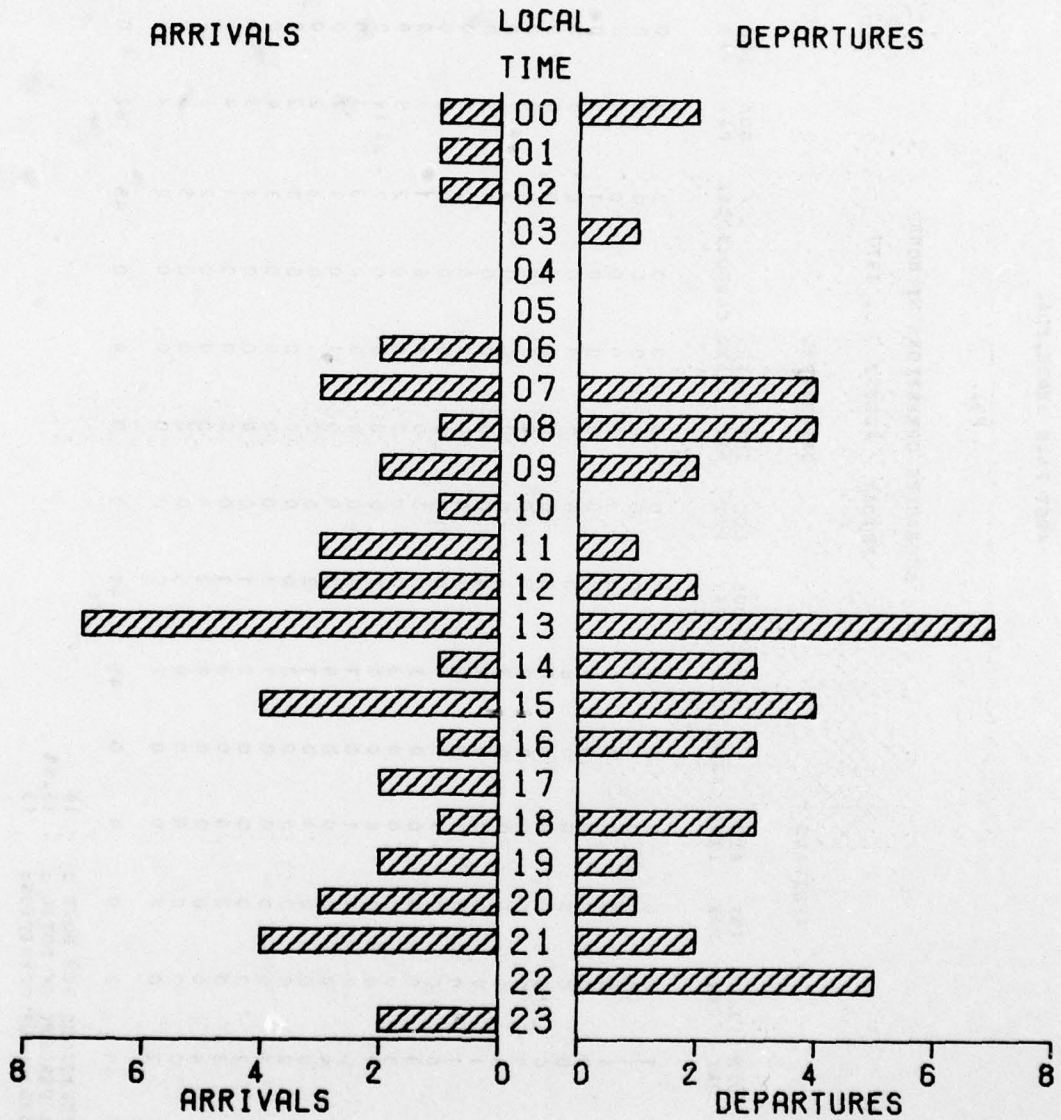
SCHEDULED OPERATIONS BY HOUR

FRIDAY - AUGUST 5, 1977

HOUR	ARRIVALS			DEPARTURES			TOTAL OPERATIONS		
	DOM PAX	INT PAX	AIR TAXI CARGO TOTAL	DOM PAX	INT PAX	AIR TAXI CARGO TOTAL	DOM PAX	INT PAX	AIR TAXI CARGO TOTAL
01	1	0	0	2	0	0	3	0	0
02	1	0	0	0	0	0	1	0	0
03	0	0	0	0	0	0	1	0	0
04	0	0	0	0	0	0	0	0	0
05	2	0	0	0	0	0	2	0	0
06	2	0	0	0	0	0	2	0	0
07	3	0	0	4	0	0	7	0	0
08	1	0	0	4	0	0	5	0	0
09	1	0	0	1	0	0	2	0	0
10	0	0	0	0	0	0	0	0	0
11	3	0	0	0	0	0	3	0	0
12	3	0	0	0	0	0	3	0	0
13	7	0	0	2	0	0	9	0	0
14	0	0	0	7	0	0	7	0	0
15	4	0	0	3	0	0	7	0	0
16	0	0	0	3	0	0	3	0	0
17	2	0	0	2	0	0	4	0	0
18	1	0	0	3	0	0	4	0	0
19	2	0	0	1	0	0	3	0	0
20	3	0	0	1	0	0	4	0	0
21	4	0	0	1	0	0	5	0	0
22	4	0	0	5	0	0	9	0	0
23	2	0	0	0	0	0	2	0	0
TOTAL DAY	41	0	0	41	0	0	82	0	0

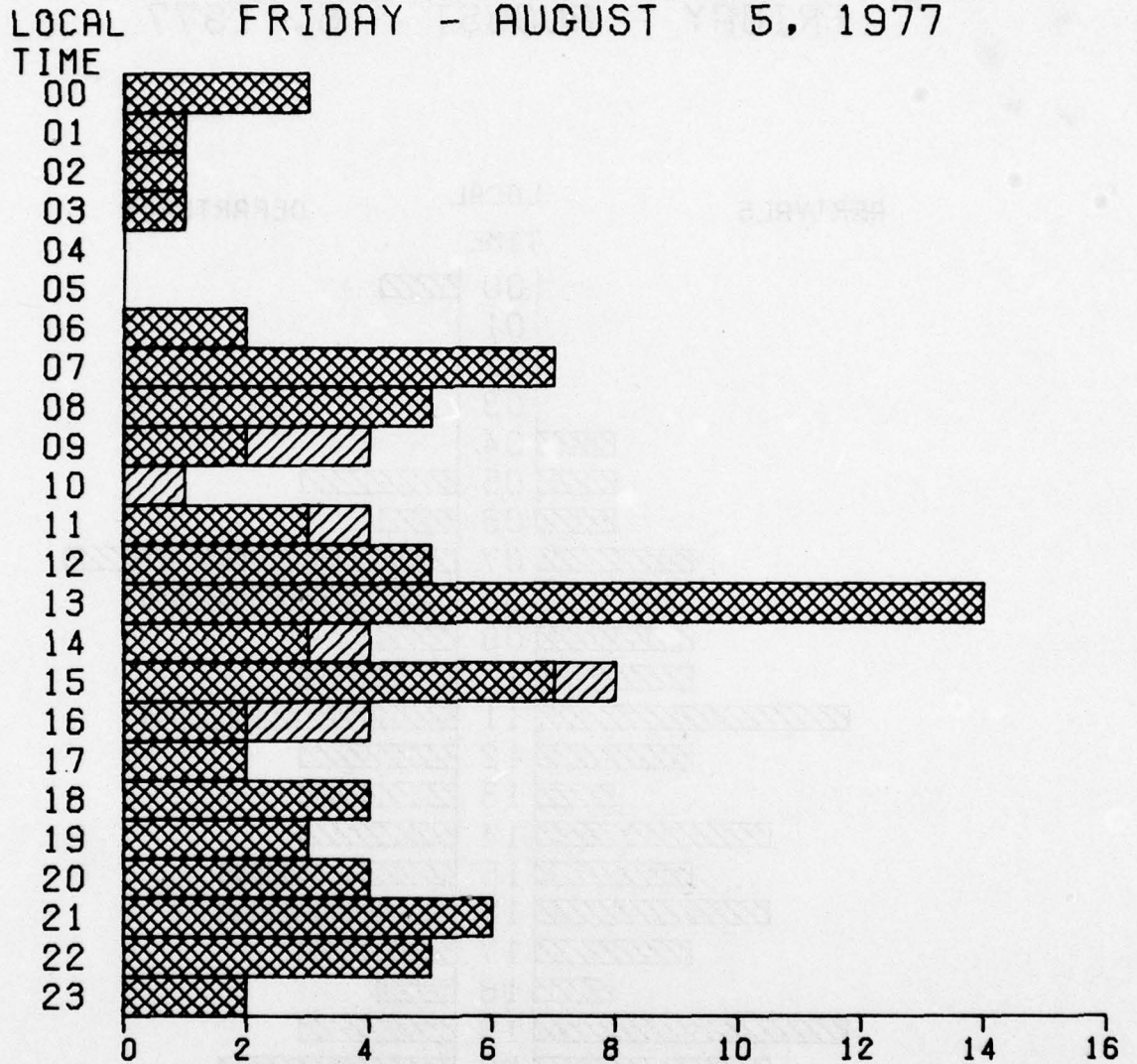
PEAK OPERATIONS PER HOUR : 14
 PEAK AS PERCENT OF TOTAL : 15.6%
 PEAK HOUR(S) OF OPERATION: 13

WEST PALM BEACH, FLA.
PBI
SCHEDULED OPERATIONS
FRIDAY - AUGUST 5, 1977








WEST PALM BEACH, FLA.

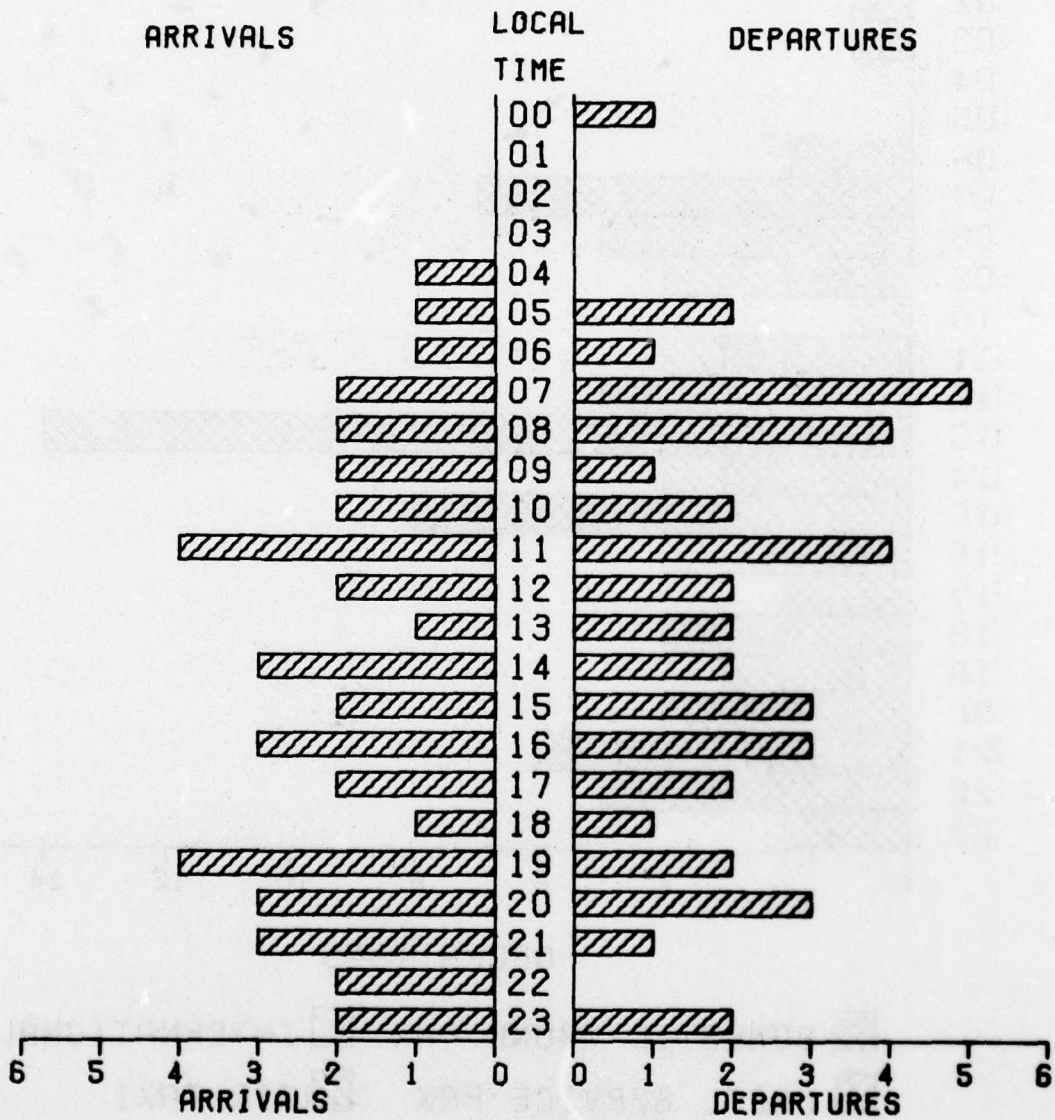
PBI
SCHEDULED OPERATIONS BY HOUR
FRIDAY - AUGUST 5, 1977



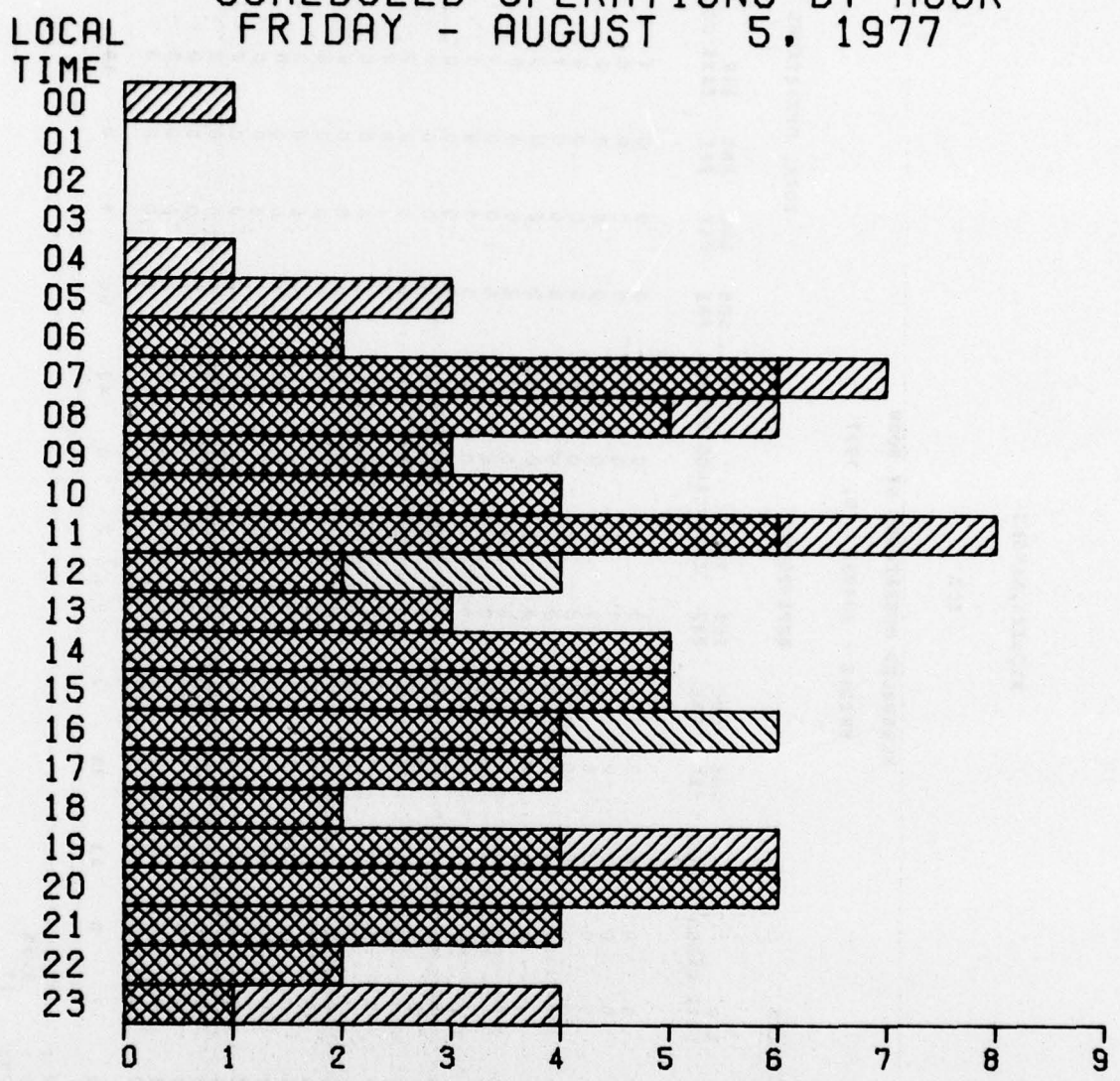
OPERATIONS

-  DOMESTIC TRUNK PAX
-  INTERNATIONAL PAX
-  LOCAL SERVICE PAX
-  AIR TAXI
-  CARGO

WICHITA, KANSAS
ICT
SCHEDULED OPERATIONS
FRIDAY - AUGUST 5, 1977



WICHITA, KANSAS
 ICT
 SCHEDULED OPERATIONS BY HOUR
 FRIDAY - AUGUST 5, 1977



OPERATIONS

- DOMESTIC TRUNK PAX
- INTERNATIONAL PAX
- LOCAL SERVICE PAX
- AIR TAXI
- CARGO

WICHITA, KANSAS

ICT

SCHEDULED OPERATIONS BY HOUR

FRIDAY - AUGUST 5, 1977

HOUR	ARRIVALS			DEPARTURES			TOTAL OPERATIONS			
	DOM PAX	LOC PAX	INT PAX	DOM PAX	LOC PAX	INT PAX	DOM PAX	LOC PAX	INT PAX	AIR TAXI CARGO TOTAL
00	0	0	0	0	0	0	0	0	0	0
01	0	0	0	0	0	0	0	0	0	0
02	0	0	0	0	0	0	0	0	0	0
03	0	0	0	0	0	0	0	0	0	0
04	0	0	0	0	0	0	0	0	0	0
05	0	0	0	0	0	0	0	0	0	0
06	1	0	0	1	0	0	2	0	0	0
07	1	0	0	1	0	0	2	0	0	0
08	2	0	0	2	0	0	4	0	0	0
09	2	0	0	2	0	0	4	0	0	0
10	2	0	0	2	0	0	4	0	0	0
11	3	0	0	3	0	0	6	0	0	0
12	1	1	0	2	1	0	3	1	0	0
13	1	0	0	1	0	0	2	0	0	0
14	3	0	0	3	0	0	6	0	0	0
15	2	0	0	2	0	0	4	0	0	0
16	2	1	0	3	1	0	5	1	0	0
17	2	0	0	2	0	0	4	0	0	0
18	1	0	0	1	0	0	2	0	0	0
19	3	0	0	3	0	0	6	0	0	0
20	3	0	0	3	0	0	6	0	0	0
21	3	0	0	3	0	0	6	0	0	0
22	2	0	0	2	0	0	4	0	0	0
23	0	0	0	0	0	0	0	0	0	0
TOTAL DAY	34	2	0	34	2	0	68	4	0	0

PEAK OPERATIONS PER HOUR : 8
 PEAK AS PERCENT OF TOTAL : 9.3%
 PEAK HOUR(S) OF OPERATION: 11