

AD-A060 279

NAVY UNDERWATER SOUND LAB NEW LONDON CONN
DAMPING CHARACTERISTICS OF PANELS TREATED BY ACUSHNET PROCESS C--ETC(U)
JUN 64 H N PHELPS
USL-TM-933-178-64

F/G 17/1

UNCLASSIFIED

NL

| of |
AD
A060279



END
DATE
FILMED
12-78
DDC

MOST Project - 4

Buship (88E)

COPY NO 22

USL Problem No.
1-650-02-00

002339

ADA060279

DDC FILE COPY

933-178-64

002339

8-15

254 200

12 8p.

9 Technical memo.

U. S. NAVY UNDERWATER SOUND LABORATORY
FORT TRUMBULL, NEW LONDON, CONNECTICUT

6 DAMPING CHARACTERISTICS OF PANELS TREATED
BY ACUSHNET PROCESS COMPANY.

by

10 Howard N./Phelps, Jr

USL Technical Memorandum No. 933-178-64

11 24 June 1964

P NW

DDC

OCT 24 1978

DDC
OCT 24 1978
REPRODUCTION

A

LEVEL II

INTRODUCTION

This technical memorandum presents the results of vibration damping tests that were made on five panels on which three different polyurethanes were sprayed by the Acushnet Process Company, New Bedford, Massachusetts.

14 USL-TM-933-178-64

PROCEDURE

Three 30" X 30" X 1/8" and two 30" X 30" X 60 mil steel plates were sprayed with ElastaCast compounds E902, E903, and E905. The thickness of each coating was approximately .020". ElastaCast is the trade name of liquid casting materials produced by the Acushnet Process Company.

A description of the instrumentation setup and the experimental procedure are given in reference (a). The method used in calibrating the instrumentation is given in reference (b). The results of this calibration are given in reference (a).

RESULTS

Figures 1 and 2 are plots of the decay rate (db/sec.) vs. 1/3-octave band center frequency in cps. Figure 1 is for panels 86, 87, and 88. Figure 2 is for panels 89 and 90. Acushnet Process Company personnel were unable to determine which compounds they had applied

ORIGINAL CONTAINS COLOR PLATES: ALL DDC REPRODUCTIONS WILL BE IN BLACK AND WHITE

This document has been approved for public release and sale; its distribution is unlimited.

Gu

to each plate. Damping characteristics for two 30" X 30" X 1/8" and 30" X 30" X 60 mil untreated panels are also plotted as references in figures 1 and 2, respectively. The plots for the untreated plates are taken from reference (a). Figures 3 and 4 are plots of percent of critical damping vs. 1/3-octave band center frequency in cps. Figure 3 is for panels 86, 87, and 88; figure 4 is for panels 89 and 90. The plots of the 30" X 30" X 1/8" and the 30" X 30" X 60 mil untreated steel plates damping characteristics are also given in figures 3 and 4, respectively (reference (a)).

As can be seen from figures 3 and 4, the formulation on Plate 86 provides only very slightly better damping than the untreated plate in the 1/3-octave band center frequencies, starting at 800 cps and ending at 3200 cps, and at 100 cps and 200 cps.

The formulation on plate 87 provides only slightly better damping than the untreated steel plate in the 1/3-octave band center frequencies, starting at 1250 cps and ending at 4000 cps, and at 160 cps.

The formulation on plate 88 provides no significantly increased damping over the untreated steel plate.

Referring to figures 2 and 4, the formulation on plate 89 provides no significantly increased damping in any of the 1/3-octave bands.

The formulation on plate 90, which is coated on both sides, provides only slightly better damping than the untreated steel plate at the 1/3-octave band center frequencies of 125 cps, 200 cps, and 2000 cps.

It is noted that the compounds on plates 88 and 89 started to peel while being stored in air.

CONCLUSIONS

The polyurethane formulations (Acushnet Process Company ElastaCast compounds E902, E903, and E905) when applied to steel plates, do not improve the damping characteristics of the plates to any significant degree.

It is recommended that no further damping studies be made on this sprayable material for two reasons:

ACCESS: A or	File Section <input type="checkbox"/>	Section <input type="checkbox"/>
N IS	a file	
99C		
U.S. 100-100000		
BY	DISTRIBUTION/AVAILABILITY CODES	
	SPECIAL	
	A	

USL Tech Memo
No. 933-178-64

1. The material does not have adequate vibration damping properties.
2. Development is required to ensure that the formulations do not peel off the steel material on which they would have to be applied.

Howard N. Phelps, Jr.
HOWARD N. PHELPS, JR.
Mechanical Engineer

LIST OF REFERENCES

- (a) H. N. Phelps, Jr., "Damping Characteristics of Untreated Steel Plates," USL Technical Memorandum No. 933-54-64, dated 17 February 1964.
- (b) H. N. Phelps, Jr. and M. F. Borg, "Calibration of Instrumentation for Vibration and Damping Tests," USL Technical Memorandum No. 933-236-64, dated 22 August 1963.

USL Tech Memo No.
933-178-64

DISTRIBUTION LIST

External

BUSHIPS (Code 634)
BUSHIPS (Code 688E)
BUSHIPS (Code 689C)
USNASL (Code 9370)
NEL (Code 3130)
DTMB (Code 589)

Internal

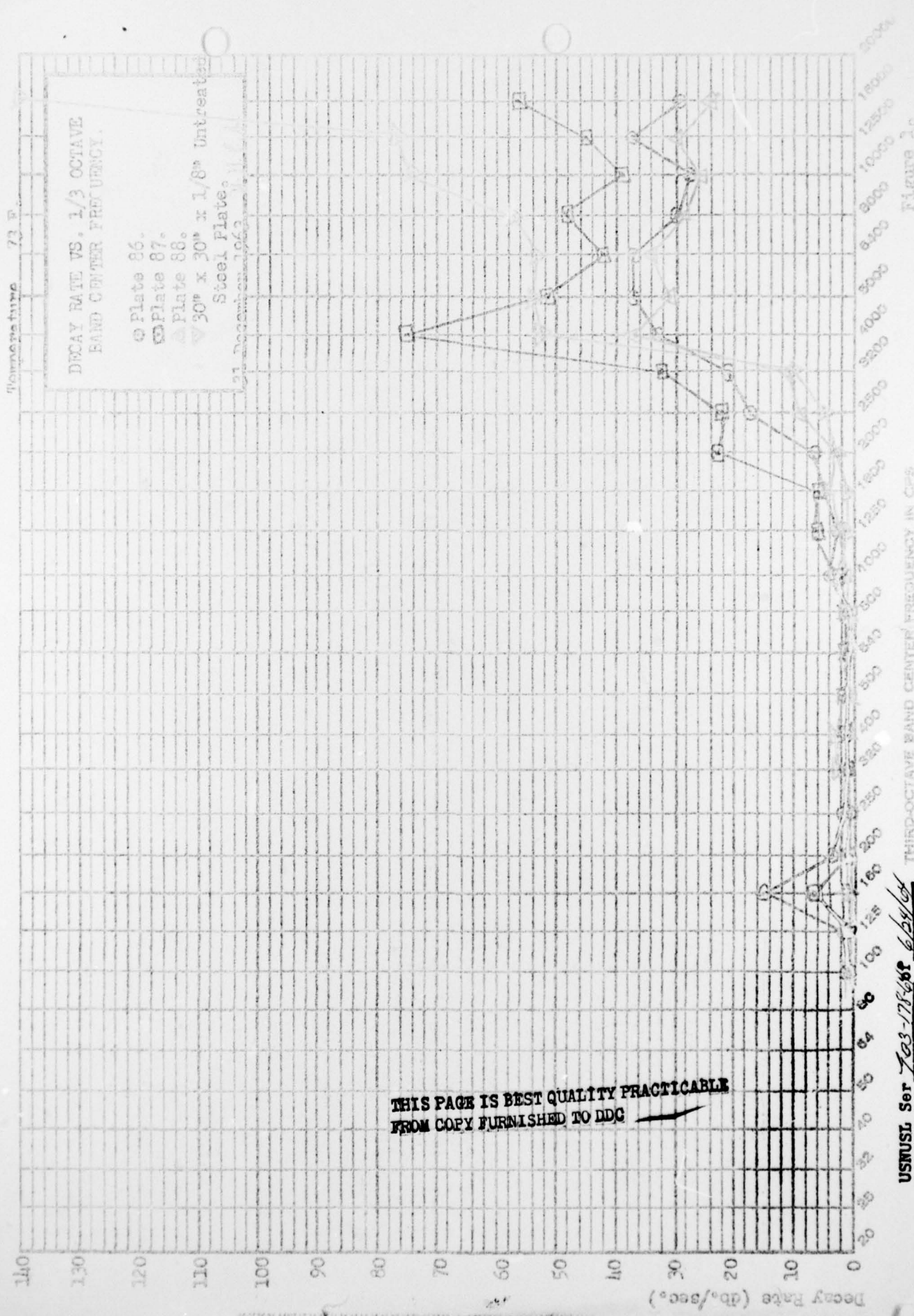
100
101
900
900A
900B
900C
922
930
930S (3)
932
933
933.1
932.2
902
904.2(5)
G. T. Adkins
A. Jakubowski
E. Recine
H. N. Phelps, Jr.

Temperature 73 F.

DECAY RATE VS. 1/3 OCTAVE
BAND CENTER FREQUENCY.

- Plate 86.
- Plate 87.
- △ Plate 88.
- ▽ 30" x 30" x 1/8" Untreated Steel Plate.

21 December 1963



THIS PAGE IS BEST QUALITY PRACTICABLE
FROM COPY FURNISHED TO DDG

THIRD-OCTAVE BAND CENTER FREQUENCY IN Cps


USNUSI Ser. 703-175688 6/24/64

Figure 2c

Temperature 72 F.

DECAY RATE VS. 1/3 OCTAVE
BAND CENTER FREQUENCY.

- Plate 89.
- Plate 90.
- △ 30" x 30" x 60 mil
Untreated Steel Plate



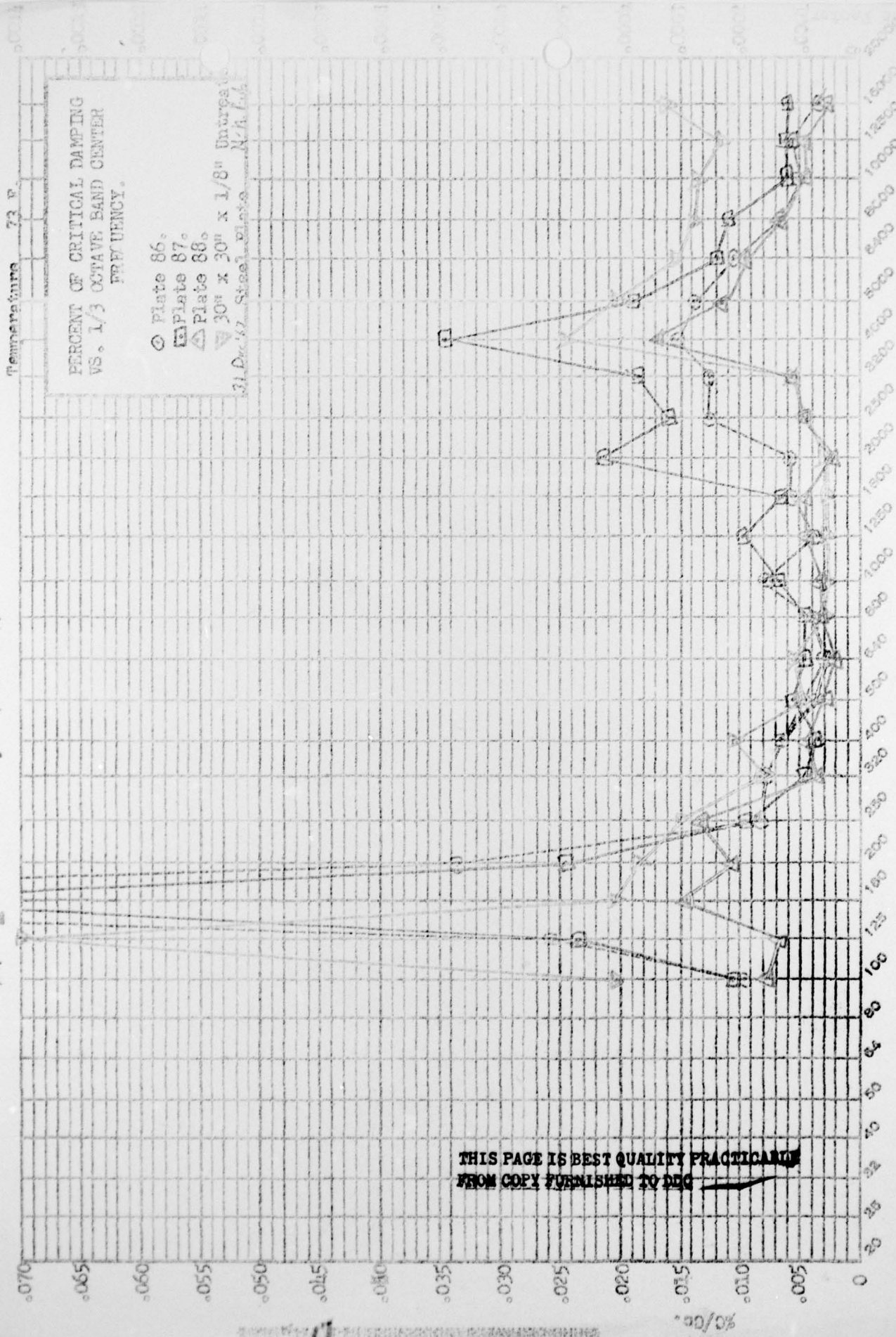
THIS PAGE IS BEST QUALITY PRACTICABLE
FROM COPY FURNISHED TO DDG

USNUSL Ser. *B3-178688 964764*

Figure 2.

THIRD-OCTAVE BAND CENTER FREQUENCY IN CPS

%C/Cc = 0.168 @ 160 cps. (Plate 86)
 %C/Cc = 0.0812 @ 160 cps. (Plate 87)



Temperature 73 F.
 PERCENT OF CRITICAL DAMPING
 VS. 1/3 OCTAVE BAND CENTER
 FREQUENCY.
 ○ Plate 86.
 □ Plate 87.
 △ Plate 88.
 ▽ 30" x 30" x 1/8" Untreated
 Steel Plate.

Figure 3.

THIS PAGE IS BEST QUALITY PRACTICABLE
 FROM COPY FURNISHED TO DEC

USMISI Ser 935-178-61 of 6/24/64

0.0014
0.0013
0.0012
0.0011
0.0010
0.0009
0.0008
0.0007
0.0006
0.0005
0.0004
0.0003
0.0002
0.0001
0.0000

PERCENT OF CRITICAL DAMPING
VS. 1/3 OCTAVE BAND CENTER
FREQUENCY.

○ Plate 89.
□ Plate 90.
△ 30" x 30" x 60 mil
Untreated Steel
Plate.

31 December 1944. H. H. P. G.

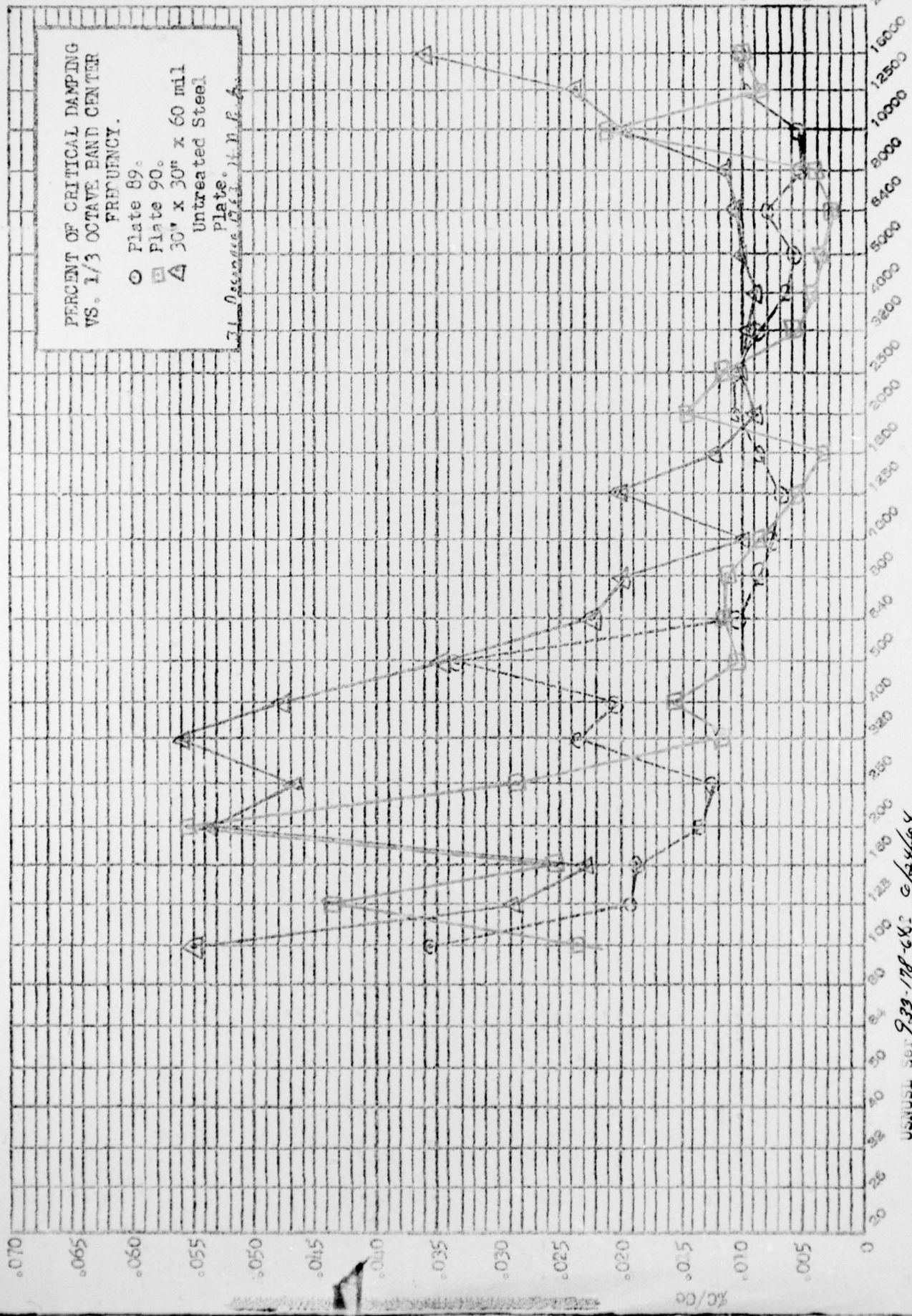


Figure 4.

USNUSL SUB 933-178-6K: *copy*
THIRD-OCTAVE BAND CENTER FREQUENCY IN CPS

KC/CS