

AD-A062 455

ARMY ENGINEER WATERWAYS EXPERIMENT STATION VICKSBURG MISS F/G 13/6  
MOBILITY PERFORMANCE OF SELECTED 1/4- TO 10-TON TACTICAL TRUCKS--ETC(U)  
NOV 78 D D RANDOLPH

UNCLASSIFIED

WES-MP-M-78-10

NL

1 of 3

AD  
A062455





**LEVEL II**

*2*  
*B.S.*



MISCELLANEOUS PAPER M-78-10

**MOBILITY PERFORMANCE OF 1/4-TO 10-TON  
TACTICAL TRUCKS AND CARGO CARRIERS  
IN THE HIMO WEST GERMANY STUDY AREA  
(TACV STUDY)**

by

Donald D. Randolph

Geotechnical Laboratory

U. S. Army Engineer Waterways Experiment Station  
P. O. Box 631, Vicksburg, Miss. 39180


November 1978

Final Report

Approved For Public Release; Distribution Unlimited

**DDC**  
**DDP**  
**DEC 19 1978**  
**DDC**

**AD A062455**



Prepared for U. S. Army Training and Doctrine Command  
Fort Monroe, Virginia 23651

Under Reimbursable Services No. CD 4-78  
Change Order CI

'8 12 13 015

**DDC FILE COPY**

**Destroy this report when no longer needed. Do not return  
it to the originator.**

Unclassified

SECURITY CLASSIFICATION OF THIS PAGE (When Data Entered)

REPORT DOCUMENTATION PAGE		READ INSTRUCTIONS BEFORE COMPLETING FORM
1. REPORT NUMBER Miscellaneous Paper M-78-10	2. GOVT. ACCESSION NO.	3. RECIPIENT'S CATALOG NUMBER
4. TITLE (and Subtitle) MOBILITY PERFORMANCE OF SELECTED 1/4- TO 10-TON TACTICAL TRUCKS AND CARGO CARRIERS IN THE HIMO WEST GERMANY STUDY AREA (TACV STUDY)		5. TYPE OF REPORT & PERIOD COVERED Final report, Oct 77-Mar 78
7. AUTHOR(s) 10 Donald D. Randolph		6. PERFORMING ORG. REPORT NUMBER
9. PERFORMING ORGANIZATION NAME AND ADDRESS U. S. Army Engineer Waterways Experiment Station Geotechnical Laboratory P. O. Box 631, Vicksburg, Miss. 39180		8. CONTRACT OR GRANT NUMBER(s) Reimbursable Services No. CD 5-78 and Change Order C2
11. CONTROLLING OFFICE NAME AND ADDRESS U. S. Army Training and Doctrine Command Fort Monroe, Virginia 23651		10. PROGRAM ELEMENT, PROJECT, TASK AREA & WORK UNIT NUMBERS
14. MONITORING AGENCY NAME & ADDRESS (if different from Controlling Office) 12/207p.		12. REPORT DATE November 1978
		13. NUMBER OF PAGES 197
		15. SECURITY CLASS. (of this report) Unclassified
		15a. DECLASSIFICATION/DOWNGRADING SCHEDULE
16. DISTRIBUTION STATEMENT (of this Report) Approved for public release; distribution unlimited. 14/WES-MP-M-78-10		
17. DISTRIBUTION STATEMENT (of the abstract entered in Block 20, if different from Report)		
18. SUPPLEMENTARY NOTES		
19. KEY WORDS (Continue on reverse side if necessary and identify by block number) Military vehicles                      Vehicle performance Mission performance Off-road mobility On-road mobility		
20. ABSTRACT (Continue on reverse side if necessary and identify by block number) This study evaluates the mobility performance of 49 selected 1/4- to 10-ton cargo trucks in the HIMO West Germany study area. The Army Mobility Model (AMM) was used to establish for each candidate vehicle the on- and off-road travel times over designated routes for use in the Government-owned Tactical Vehicle Fleet Simulation (TVFS) model. The AMM was also used to obtain on- and off-road mobility predictions in terms of speed profiles for each study vehicle for the dry, wet, and snow surface conditions. The SWIMCRIT/WACROSS water-crossing model		

DD FORM 1 JAN 73 1473

EDITION OF 1 NOV 65 IS OBSOLETE

Unclassified

SECURITY CLASSIFICATION OF THIS PAGE (When Data Entered)

038 100

72 12 13 015

Jan

Unclassified

SECURITY CLASSIFICATION OF THIS PAGE(When Data Entered)

20. ABSTRACT (Continued).

can't → was used to obtain study vehicle performance crossing linear features (water crossing). The HIMO methodology was used to establish mobility rating speeds for five levels of mobility (on-road, tactical support, tactical standard, tactical high, and high-high) in the HIMO West Germany study area. The study vehicles are compared with the standard military vehicles and with each other for each tactical mobility level. The mobility of the vehicles is graphically portrayed in terms of a "cube" in order to compare the complete mobility of the study vehicles over all mobility levels.

A method is then suggested for relating the performance of cargo vehicles in the tactical mobility levels to the mobility required for cargo vehicles operating in the brigade, division, and corps areas. Finally, a procedure is suggested to indicate which of the study vehicles would have the mobility required for the brigade, division, and corps operations.

Appendix A gives the vehicle characteristics required for the AMM and SWIMCRIT/WACROSS water-crossing model; Appendix B gives the detailed mobility performance data; and Appendix C shows the computations required for determining the vehicle rating speed for the tactical mobility levels.

Unclassified

SECURITY CLASSIFICATION OF THIS PAGE(When Data Entered)

THE CONTENTS OF THIS REPORT ARE NOT TO BE USED FOR ADVERTISING, PUBLICATION, OR PROMOTIONAL PURPOSES. CITATION OF TRADE NAMES DOES NOT CONSTITUTE AN OFFICIAL ENDORSEMENT OR APPROVAL OF THE USE OF SUCH COMMERCIAL PRODUCTS.

ACCESS FOR:	
NTIS	Write Section <input checked="" type="checkbox"/>
DDC	Dist. Section <input type="checkbox"/>
NUMERICAL	<input type="checkbox"/>
J+S (OPTION)	
BY	
DISTRIBUTION/AVAILABILITY: COMMON	
SPECIAL	
A	

## PREFACE

Personnel of the U. S. Army Engineer Waterways Experiment Station (WES) conducted the study described herein during the period October 1977 to March 1978 for the U. S. Army Training and Doctrine Command (TRADOC) under Intra-Army Order for Reimbursable Services No. CD 4-78, dated 3 October 1977, and Change Order No. C1, dated 14 December 1977.

The study was conducted under the general supervision of Messrs. W. G. Shockley, Chief, Mobility and Environmental Systems Laboratory (MESL); E. S. Rush, Chief, Mobility Systems Division (MSD); and C. J. Nuttall, Jr., Chief, Mobility Research and Methodology Branch (MRMB). The MSD is now one of the divisions of the Geotechnical Laboratory. Mr. D. D. Randolph, MRMB, directed the overall study and prepared this report. Messrs. R. P. Smith, R. B. Ahlvin, and B. R. Wright, Data Handling Branch (DHB), MSD, prepared the mobility predictions. Mr. R. G. Temple and Ms. E. P. Roberts, MRMB, prepared the vehicle characteristics data. Personnel of the U. S. Army Logistics Center (LOGC) and U. S. Army Tank-Automotive Research and Development Command (TARADCOM) selected the study vehicles. Mr. Ron Wummel, Tank-Automotive Systems Laboratory, Tactical Systems Division, Advanced Tactical Vehicles Function, and Mr. Lynn Martin, Tank-Automotive Concepts Laboratory, Exploratory Development Division, Analysis and Evaluation Function, TARADCOM, supported WES's efforts in collecting vehicle characteristics and performance data.

COL J. L. Cannon, CE, was Director of the WES during the conduct of the study and preparation of this report. Mr. F. R. Brown was Technical Director.

## CONTENTS

	<u>Page</u>
PREFACE . . . . .	2
CONVERSION FACTORS, METRIC (SI) TO U. S. CUSTOMARY AND U. S. CUSTOMARY TO METRIC (SI) UNITS OF MEASUREMENT . . . . .	5
PART I: INTRODUCTION . . . . .	6
Background . . . . .	6
Objective . . . . .	6
Scope . . . . .	7
Composition of Report . . . . .	8
PART II: STUDY VEHICLES, TERRAIN, AND SCENARIO CONDITIONS . . . . .	9
Study Vehicles . . . . .	9
Brief Description of HIMO Road and Areal Terrain Data and Linear Factor Data . . . . .	10
Surface Conditions . . . . .	12
Study Scenarios . . . . .	12
PART III: MOBILITY PREDICTIONS . . . . .	15
On- and Off-Road Mobility Predictions . . . . .	15
Linear Feature Performance Predictions . . . . .	18
Tactical Vehicle Fleet Simulation (TVFS) Mobility Data . . . . .	19
Tactical Mobility Levels . . . . .	19
Missions Performed . . . . .	21
PART IV: MOBILITY ASSESSMENT OF STUDY VEHICLES . . . . .	22
Multilevel Mobility Performance . . . . .	23
Graphical Representation of Mobility Performance . . . . .	25
Selection of Mobility Levels . . . . .	26
One Possible Final Mobility Evaluation for the Candidate Vehicles . . . . .	39
Summary . . . . .	39
REFERENCES . . . . .	40
TABLES 1-57	
APPENDIX A: DATA USED TO CHARACTERIZE STUDY VEHICLES AND A BRIEF DESCRIPTION OF FACTORS USED IN DESCRIPTION OF HIMO WEST GERMANY STUDY AREA . . . . .	A1
Vehicle Characteristics and Performance Data . . . . .	A1
Terrain Data . . . . .	A1

CONTENTS

	<u>Page</u>
TABLES A1-A9	
APPENDIX B: DETAILED MOBILITY PERFORMANCE DATA . . . . .	B1
TABLES B1-B51	
APPENDIX C: COMPUTATION OF MOBILITY RATING SPEED FOR TACTICAL MOBILITY LEVELS . . . . .	C1

CONVERSION FACTORS, METRIC (SI) TO U. S. CUSTOMARY AND  
U. S. CUSTOMARY TO METRIC (SI) UNITS OF MEASUREMENT

Units of measurement used in this report can be converted as follows:

<u>Multiply</u>	<u>By</u>	<u>To obtain</u>
<u>Metric (SI) to U. S. Customary</u>		
centimetres	0.3937	inches
kilometres	0.6214	miles (U. S. statute)
metres	3.2808	feet
metres per second	3.2808	feet per second
square kilometres	0.3861	square miles (U. S. statute)
<u>U. S. Customary to Metric (SI)</u>		
degrees (angular)	0.01745329	radians
foot-pounds (force)	1.355818	newton-metres
horsepower	745.6999	watts
horsepower per ton	83.82	watts per kilonewton
inches	0.0254	metres
miles (U. S. statute)	1.609344	kilometres
miles (U. S. statute) per hour	1.609344	kilometres per hour
pounds (force) per square inch	6.894757	kilopascals
pounds (mass)	0.45359237	kilograms
tons (force)	8896.444	newtons
tons (mass)	907.185	kilograms

MOBILITY PERFORMANCE OF SELECTED 1/4- TO 10-TON TACTICAL TRUCKS  
AND CARGO CARRIERS IN THE HIMO WEST GERMANY  
STUDY AREA (TACV STUDY)

PART I: INTRODUCTION

Background

1. The U. S. Army Transportation School (USATSCH) is conducting a study of the Army's needs for tactical wheeled vehicles in the 1980-95 time frame--the TACV Study. The objective of this program is to determine the needs for tactical support vehicles and the most cost-effective approach for acquiring and maintaining an effective mix of Army tactical wheeled vehicles to satisfy those needs. The USATSCH asked the U. S. Army Engineer Waterways Experiment Station (WES) to support the TACV Study by developing mobility performance data for selected candidate vehicles, which could be used in the 1980-95 Army tactical truck fleet.

2. The U. S. Army Logistics Center (LOGC) and the U. S. Army Tank-Automotive Research and Development Command (TARADCOM) initially selected a group of 44 cargo trucks, fuel transporters, and wreckers of various payload capacities, which they felt represented the military, U. S. commercial, foreign commercial, and developmental vehicles that would be available to meet the Army's needs during the 1980-95 time frame. During the study, five additional vehicles were included as "special study vehicles." This report deals only with the mobility performance of the study vehicles.

Objective

3. The objective of the WES support of the TACV Study was to provide mobility performance data for selected candidate vehicles in the HIMO West Germany study area<sup>1</sup> and to compare the candidate vehicles at five tactical mobility levels.

## Scope

4. Principal activities necessary to achieve the WES objective were:
- a. The AMC-74X of the Army Mobility Model (AMM) (paragraph 29) was used to establish for each candidate vehicle the on- and off-road travel times over designated routes in the HIMO West German study area for use in the Government-owned Tactical Vehicle Fleet Simulation (TVFS) model.
  - b. AMM was used to predict off- and on-road performances of the candidate vehicles in the HIMO West Germany study area in terms of speed profiles for the dry, wet, and snow surface conditions of the primary roads, secondary roads, and off-road; and in terms of percent NOGO for trails and off-road (Appendix B).
  - c. The SWIMCRIT water-crossing model<sup>2</sup> was used to predict water-crossing performance of candidate vehicles.
  - d. The terrain description and HIMO methodology were revised for this study from those used in the HIMO Study to reflect the better information available at this time (paragraphs 27 and 28).
  - e. The mobility rating speed was computed for each vehicle at five tactical mobility levels for the dry, wet, and snow conditions and for all conditions combined (Part III). The levels of mobility and corresponding mobility rating speeds used were those described in the HIMO Study<sup>1</sup> (paragraph 31). Three of these mobility levels (tactical high, tactical standard, and tactical support) were first defined by the WHEELS Study.<sup>3</sup>
  - f. The number of one-way missions completed was determined for each vehicle at five tactical mobility levels for the dry, wet, and snow conditions and for "all" conditions (Part III). Missions completed were based on the average one-way travel distance for all missions in the HIMO West Germany study area. No time was included for loading or unloading.
  - g. All study vehicles were compared with a standard military vehicle of the same type.

5. Some limitations of this mobility analysis were:
- a. Only the vehicles selected by LOGC and TARADCOM were considered.
  - b. The vehicles were evaluated as single vehicles performing tasks or missions at each of the five tactical mobility levels. No consideration was given to the number of vehicles or mixes that might be available for a given task.
  - c. Mobility performance of vehicles was established for the dry, wet, and a single dry snow surface condition in the HIMO West Germany study area. Particularly, in the case of snow, it is noted that mobility may vary with depth and moisture of the snow.
  - d. Vehicles were assumed to be in prime condition, operating at rated load, and operated by fully competent drivers. The last assumption means that no difference in performance is shown to reflect the increased driving ease characteristic of vehicles fitted with automatic transmissions.
  - e. The mobility assessment for this study was limited to comparison of candidate vehicles based on mobility performance alone. Suggestions and illustrations were made that might be useful in determining preferred candidate vehicles based on mobility, providing a minimum required mobility level can be established.

#### Composition of Report

6. This report contains a main text and three appendices. Appendix A describes the general content of the terrain data base and the complete vehicle data used by the predictive models in this study. Appendix B gives detailed mobility data developed using the AMM and SWIMCRIT/WACROSS<sup>4</sup> analytical models, and Appendix C shows computation procedures for determining the mobility rating speed based on mission definition and vehicle performance statistics.

## PART II: STUDY VEHICLES, TERRAIN, AND SCENARIO CONDITIONS

### Study Vehicles

7. Forty-four vehicles were initially selected as study vehicles. During the study, five vehicles were added and were labeled as "special study vehicles." A list of all study vehicles is given in Table 1. Study vehicles included in Table 1 were selected from current military vehicles (MV), U. S. commercial vehicles (USCV), developmental vehicles (DV), product improved vehicles (PIP), and foreign commercial vehicles (FCV). Further consideration of mobility performance, data presented in this study, cost, etc., led to final selection of the TACV study vehicles (Table 2). However, this report considers all study vehicles given in Table 1. The military vehicles in Table 1 have fixed vehicle characteristics and performance data (power train, ride dynamics relations, etc.), but all of the other types are subject to change with new models or as developed. A list of some of the important characteristics of the study vehicles is given in Table 3. The complete list of vehicle characteristics and the performance data used by the AMM to make mobility predictions are given in Appendix A. The vehicle characteristics as listed in Appendix A define the study vehicles as evaluated.

8. TARADCOM supplied most of the vehicle characteristics used in this study except the ride dynamics data, which were determined by the WES.

9. Ride dynamics data were not available for all vehicles at the same degree of reliability. Three different types of data were used: measured,<sup>5,6,7</sup> simulated using the AMM dynamics module,<sup>8</sup> and estimated, based on similar vehicles with similar suspensions. Table 4 shows the source of the ride dynamics relations used for each of the study vehicles.

10. The few U. S. and foreign commercial vehicles selected were considered to represent the mobility of all available commercial vehicles. Commercial vehicles were described by characteristics and performance data (power-train characteristics selected by TARADCOM) as they would be received from the manufacturer and do not necessarily represent

the best design for off-road performance. With additional time and funding, it would be possible to determine the advantages of feasible changes, such as use of larger tires and alternate power plants, for the commercial vehicles.

Brief Description of HIMO Road and Areal  
Terrain Data and Linear Factor Data

Road and areal  
terrain data

11. The road and areal terrain data for the HIMO West Germany study area were used in this study. The study area<sup>1</sup> is located between Fulda and Giessen (Figure 1) and contains about 3000 sq mi.\* During the HIMO Study, missions within these areas were detailed in accordance with selected portions of authorized TRADOC study scenarios.

12. The road and areal terrain data were prepared from maps at a scale of 1:50,000. The resulting maps used to describe the areal terrain units for the HIMO Study were considered to be "study-quality" maps. That is, specific values for many terrain factors involved were largely inferred from available qualitative data sources interpreted in context of local climate, cultural practices, etc., but no ground truth data were used. As a result, it cannot be guaranteed that the specific set of factor values assigned to a given point on a map will, in fact, be found at that point on the ground. However, it is considered that the area as mapped is generally representative of the levels, associations, and areal distribution of those factors that influence vehicle mobility performance throughout the area as a whole.

13. It is felt that the HIMO West Germany study map data are acceptable for the vehicle comparisons that are involved in this study.

---

\* A table of factors for converting metric (SI) units of measurement to U. S. customary units and U. S. customary units to metric is given on page 5.

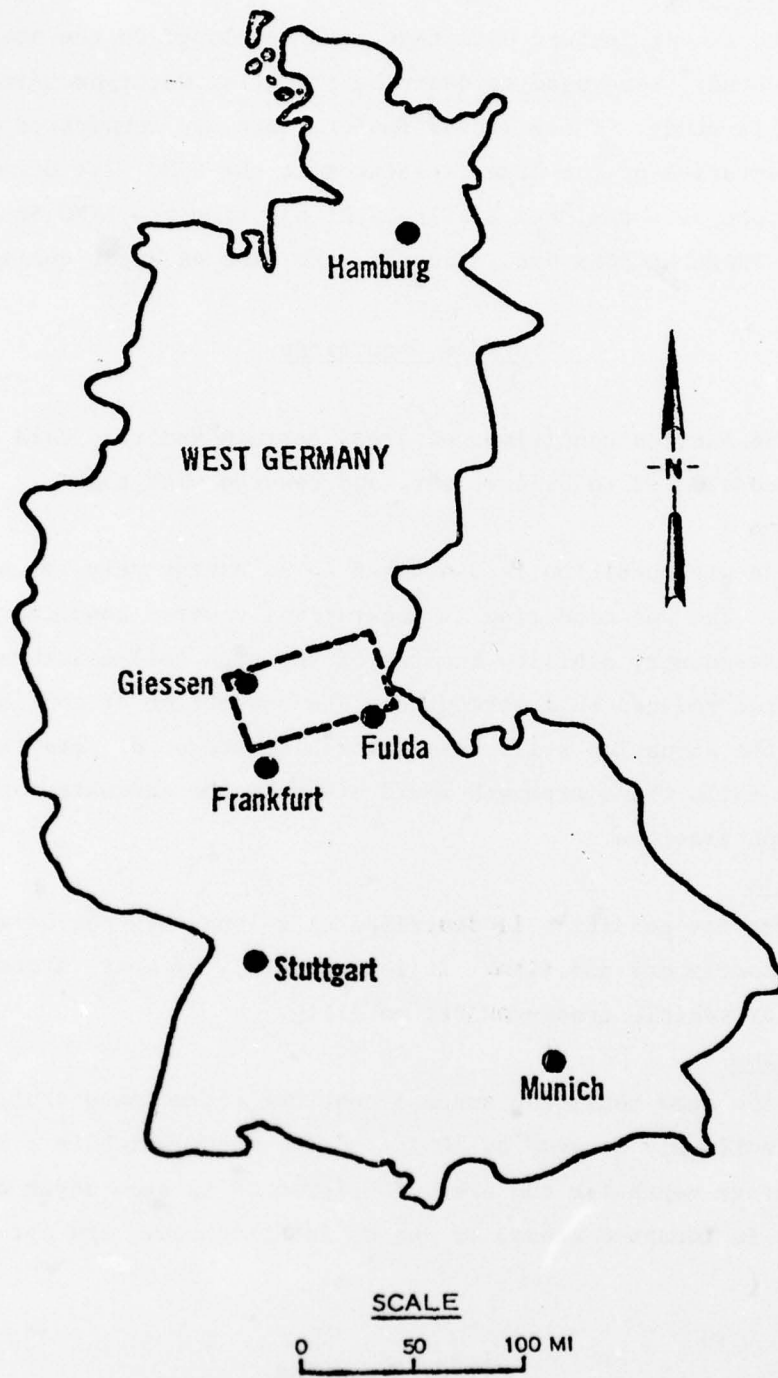


Figure 1. Location of the HIMO West Germany study area

#### Linear feature data

14. The linear feature data that were developed in the area for the WACROSS Study<sup>4</sup> were used to describe potential water-crossing features for this study. These linear feature data are considered to be more representative of the linear features in the HIMO West Germany Study area than were the data available at the time the HIMO Study was conducted. These WACROSS data, however, are also of study quality only.

#### Surface Conditions

15. The surface conditions of areal terrain and road data for this study were considered to be dry, wet, and covered with snow.

#### Wet condition

16. The wet condition is described as an excessively wet period during rain. The wet condition is generally the worst condition for vehicle cross-country mobility because of the high soil-moisture content and associated reduced soil strengths. The assumption of continuing rain makes the situation still less favorable because of potential slipperiness on soils whose strength would otherwise be adequate for vehicle flotation and traction. .

#### Dry condition

17. The dry condition is described as a long, dry period when the surface is mostly dry and firm. It is generally the most favorable condition for vehicle cross-country mobility.

#### Snow condition

18. The snow condition assumes that the terrain and trails are frozen and uniformly covered by 10 in. of dry snow, which is a reasonable maximum average depth for the area. Differences in snow depth or characteristics in forested areas, or due to drifting snow, are not considered.

#### Study Scenarios

19. During the HIMO Study, personnel from TRADOC schools and

study agencies designated movement routes at 1:50,000 scale for portions of authorized TRADOC scenarios representing defense, attack, and delay operations within the HIMO West Germany study area. They indicated appropriate main supply routes (MSR's) and secondary supply roads between each combat unit and concurrent points of supply. Figure 2 shows an example of the supply routes for part of the West Germany study area. Similar routes were designated for a number of typical runs by combat, combat support, and combat service support units. Table 5 summarizes some of the characteristics of the composite network of routes.

20. Because of the high density of secondary roads and trails in West Germany, very little off-road operation was considered to be required except under the local impact of enemy action.

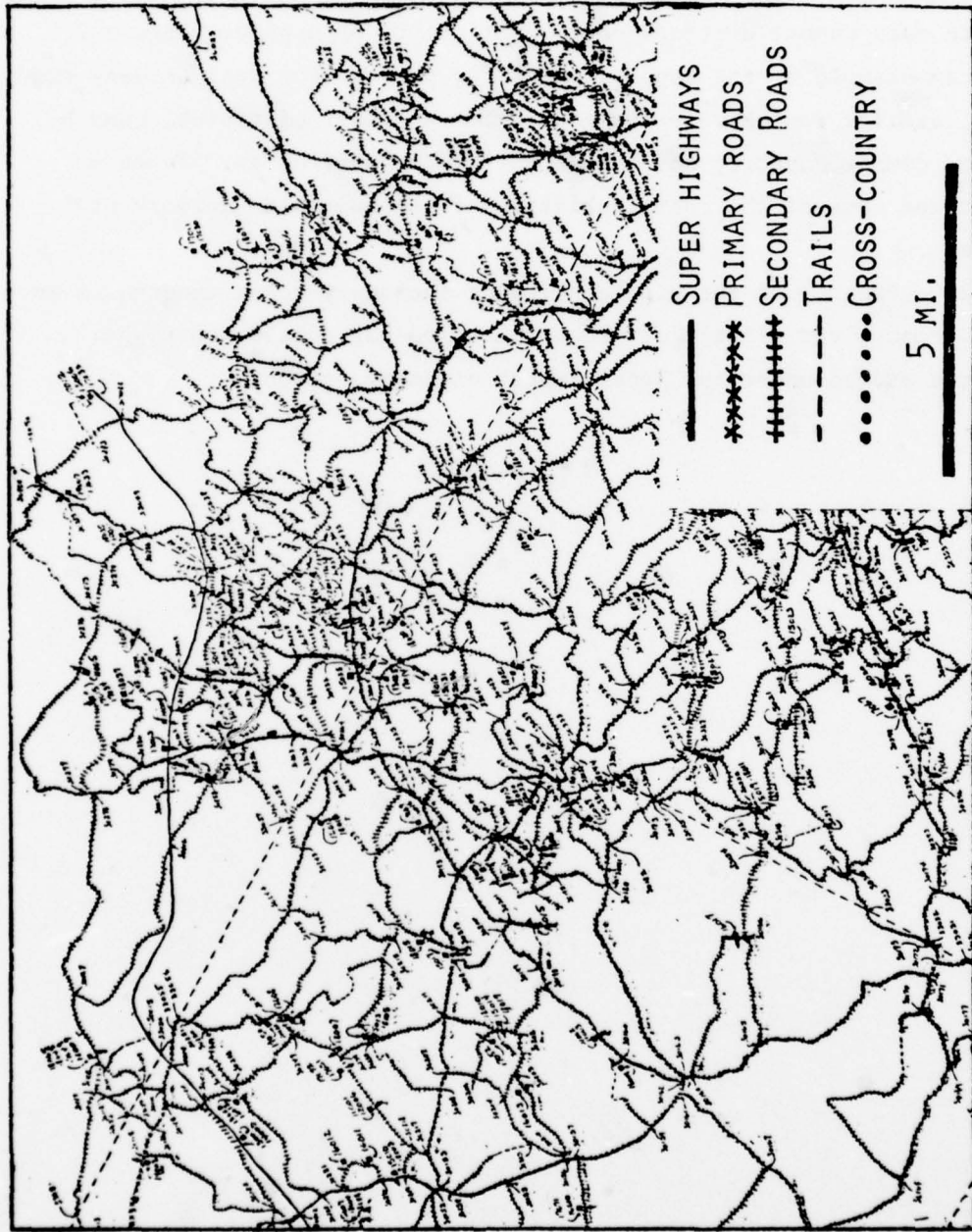


Figure 2. Partial supply route network map for West Germany study area

### PART III: MOBILITY PREDICTIONS

#### On- and Off-Road Mobility Predictions

21. The AMM<sup>1</sup> was used to predict on- and off-road speed performances for each of the study vehicles for dry, wet, and snow surface conditions in the HIMO West Germany study area. The version of the AMM (AMC-74X) used in this study was the first-generation AMC-71 with a number of significant improvements in the predictive algorithms. The inputs to this model are vehicle characteristics and a quantitative terrain description of the study area. The general content of the terrain data base is indicated, and the detailed vehicle characteristics and performance data for the study vehicles required for AMC-74X are given in Appendix A.

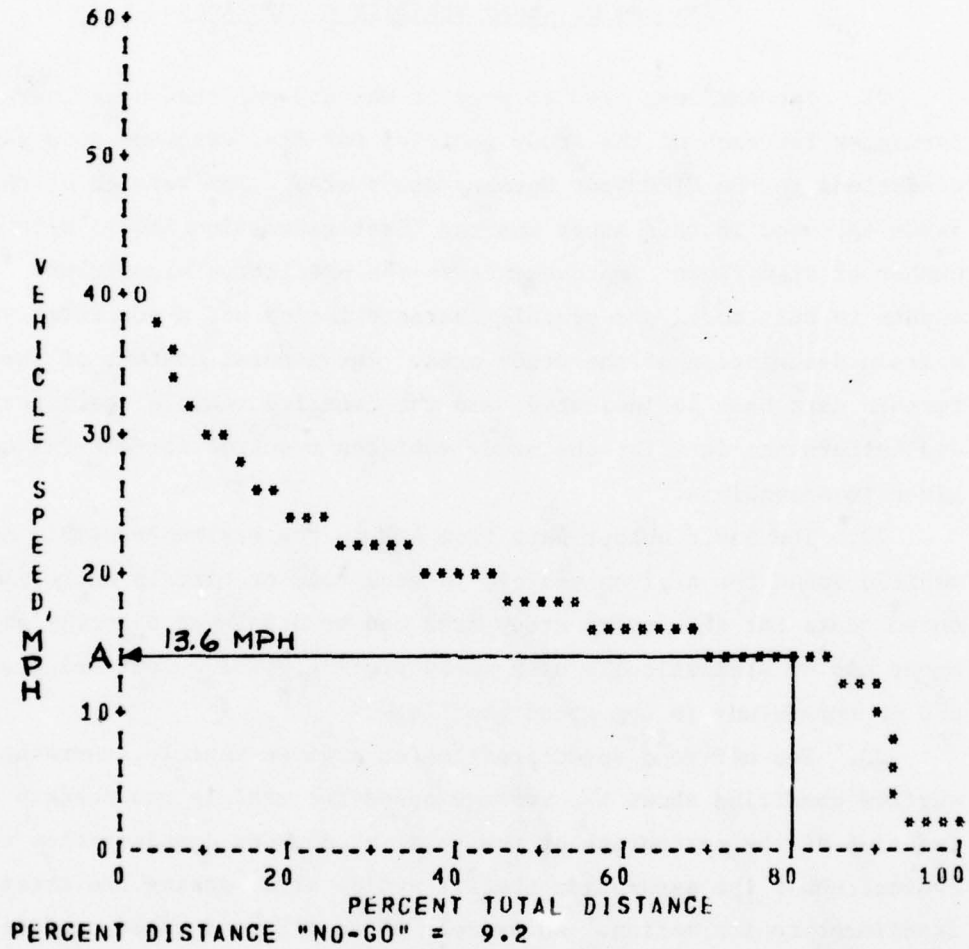
22. The basic output data from AMM is the maximum feasible single vehicle speed for a given vehicle in each road or terrain unit. The AMM output data for the entire study area can be displayed directly as a speed map or statistically as a speed profile. The output selected for use in this study is the speed profile.

23. The off-road speed profile for a given vehicle, terrain, and surface condition shows the average speed the vehicle can sustain as a function of the percentage of the total area under consideration that it avoids, under the assumption that it avoids areas posing the greatest impediment to its motion. An example of an off-road speed profile is given in Figure 3. This sample speed profile shows, at point A, that the M35A2, 6x6, can average 13.6 mph while negotiating the best 80 percent of the terrain in the study area and avoiding the worst 20 percent of the terrain in the same area.

24. The on-road speed profile for a given vehicle, road (primary or secondary road or trail), and surface condition shows the average speed the vehicle can sustain as a function of the percentage of the total distance under consideration that it avoids, under the assumption that it avoids roads or trails posing the greatest impediment to its motion. An example of an on-road speed profile is given in Figure 4.

HIMO West Germany Study Area  
 Vehicle: M35A2, 6X6

Condition: Dry



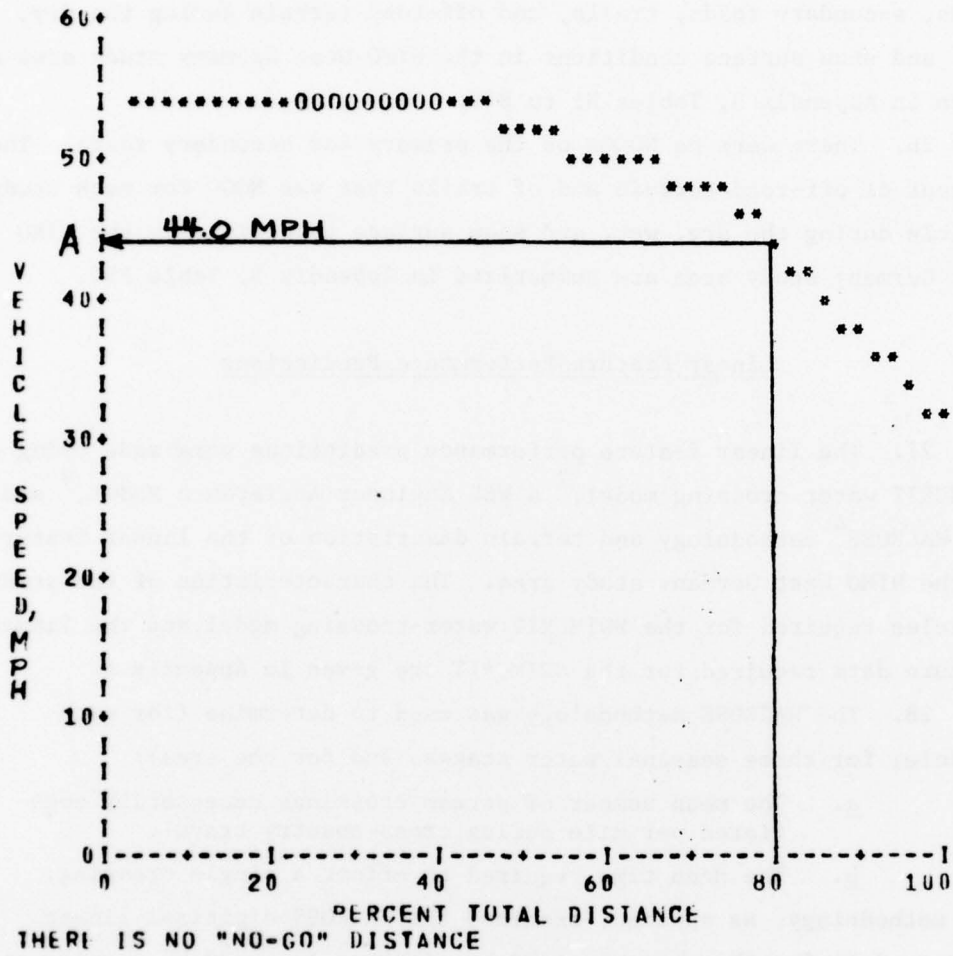
	PERCENT TOTAL DISTANCE				
	X=0	2	4	6	8
x	50.0	39.7	37.0	35.2	32.3
1x	30.5	29.4	28.1	26.9	25.8
2x	24.9	24.2	23.6	23.0	22.5
3x	22.1	21.8	21.4	21.0	20.5
4x	20.0	19.6	19.2	18.9	18.4
5x	18.0	17.6	17.2	16.9	16.5
6x	16.2	15.9	15.6	15.3	15.0
A 7x	14.8	14.5	14.3	14.1	13.9
8x	13.6	13.4	13.1	12.9	12.6
9x	12.2	4.8	2.4	1.6	1.2
10x	1.0				

ACCUMULATED SPEED

Figure 3. Off-road speed profile data

HIMO West Germany Study Area  
 Vehicle: M35A2, 6X6

Condition: Dry



	PERCENT TOTAL DISTANCE				
	X=0	2	4	6	8
X	55.0	55.0	55.0	55.0	55.0
1X	55.0	55.0	55.0	55.0	55.0
2X	55.0	55.0	55.0	55.0	55.0
3X	55.0	55.0	55.0	55.0	55.0
4X	55.0	54.7	54.1	53.4	52.9
5X	52.4	51.9	51.4	50.9	50.5
6X	50.1	49.7	49.4	49.1	48.8
7X	48.4	47.8	47.0	46.2	45.2
8X	44.0	42.7	41.5	40.3	38.9
9X	37.6	36.4	35.3	34.2	32.8
10X	31.3				

ACCUMULATED SPEED

Figure 4. On-road speed profile data

25. The speed profiles for each study vehicle on the primary roads, secondary roads, trails, and off-road terrain during the dry, wet, and snow surface conditions in the HIMO West Germany study area are given in Appendix B, Tables B1 to B49.

26. There were no NOGOs on the primary and secondary roads. The percent of off-road terrain and of trails that was NOGO for each study vehicle during the dry, wet, and snow surface conditions in the HIMO West Germany study area are summarized in Appendix B, Table B50.

#### Linear Feature Performance Predictions

27. The linear feature performance predictions were made using the SWIMCRIT water crossing model,<sup>2</sup> a WES Engineer Assistance Model,<sup>9</sup> and the WACROSS<sup>4</sup> methodology and terrain description of the linear features in the HIMO West Germany study area. The characteristics of the study vehicles required for the SWIMCRIT water-crossing model and the linear feature data required for the SWIMCRIT are given in Appendix A.

28. The WACROSS methodology was used to determine (for each vehicle, for three seasonal water stages, and for the area):

- a. The mean number of stream crossings necessarily negotiated per mile during cross-country travel.
- b. The mean time required to effect a single crossing.

The methodology, as applied, examined the WACROSS digitized linear feature data for the areas covered by eighteen 1- by 22-km sample strips across the area depicted on the central HIMO quad sheet (L5322). Nine samples were north-south transects; nine were east-west transects. Moving from one end of each transect to the other, the computerized process avoids crossings where possible without going outside the transect bounds and, where crossings are unavoidable, selects the optimum crossing site. A site, when it exists, where the given vehicle can successfully cross without assistance is chosen as the optimum site. Otherwise, the site chosen is one that requires a minimum of critical engineer resources (dozers, bridges, etc.) to prepare for crossing. The corresponding construction time required is computed based upon site

characteristics and added to an arbitrary waiting time of one hour. The mean time required per crossing is then given by: (total construction and waiting time for all crossings)/(total number of crossings). In the tactical support role, vehicles are rarely used on single-vehicle missions. In recognition of this, the crossing time assessed to a single vehicle was taken to be 1/10 of the computed value, which is equivalent to spreading the crossing "expense" among 10 vehicles. In Appendix B, Table B51 summarizes the performance data for the study vehicles crossing linear features (water-crossing). The product of the mean time per crossing and the number of crossings per mile of off-road terrain traversed gives a water-crossing coefficient having units of hours per mile. This index provides a simple comparative measure of a vehicle's water-crossing capabilities in a given area. Consequently, a vehicle's water-crossing coefficient can be expected to change from area to area. Table B51 presents a listing of these coefficients for each vehicle for each of the three surface conditions examined in the study.

#### Tactical Vehicle Fleet Simulation (TVFS) Mobility Data

29. Using the AMM, the on- and off-road travel times were determined for each study vehicle over all individual resupply routes (termed jobs) associated with the scenarios described for the HIMO Study.<sup>1</sup> A detailed description of the procedures for determining job times and sample output data are also given in the HIMO Study. Job times were determined for the MSR and two other routes between each unit, and its resupply points were stored on magnetic tape and furnished to USATSCH for use in the TVFS model.

#### Tactical Mobility Levels

30. The mobility performance of a vehicle is a complex function of the vehicle characteristics, the terrain in which it is operating, and the task it is required to do. Expressing mobility performance in a

minimal reduced set of comprehensible numbers to aid in making decisions is a formidable task.

31. The WHEELS Study defined three levels of tactical mobility. These are listed in Table 6 along with the definitions for two further mobility levels (high-high and on-road mobility), which were added to the HIMO Study for completeness. In the HIMO Study, each of the resulting five levels of mobility was also quantitatively described in terms of the following statistical performance data:

- a. Percentage of off-road travel expected of the vehicle.
- b. The severity of expected off-road travel (in terms of percentage of the off-road terrain that should be negotiable).
- c. The severity of expected travel on trails (in terms of the percentage of trails that should be negotiable).

In computing on-road speeds, separate predictions were made for primary roads, for secondary roads, and for trails in accordance with constraint c above. The percentage of on-road travel was subdivided into the same categories according to the relative mileage of each found in the road network for the area developed in the HIMO scenario play. Assignment for each vehicle of proper percentages of total off-road travel, on primary roads, on secondary roads, and on trails, along with the appropriate corresponding values for mean speeds in each travel category level permitted calculation of an average mobility rating speed, which the vehicle could be expected to maintain area-wide in the stated weather condition while performing missions requiring a stated level of mobility. Procedures used to calculate mobility rating speeds are described in Appendix C.

32. The mobility rating speeds for each of the study vehicles during the dry, wet, and snow conditions for "all" surface conditions, for each mobility level, are given in Table 7. The mobility rating speed for a vehicle for "all" conditions was determined by taking the simple mean of the rating speeds for dry, wet, and snow surface conditions. This in effect gives equal weight to performance in each condition. Because the three conditions do not prevail for equal time

periods during a normal year, this, in effect, assigns special emphasis to performance in bad conditions (wet and snow), which, subjectively, appears proper in the military context.

#### Missions Performed

33. The average one-way mission for the HIMO West Germany scenario established from the HIMO scenario play is 18.8 miles. The number of one-way missions completed during a 10-hour day (no time allowed for loading and unloading) was computed for each study vehicle, at each tactical mobility level, and for dry, wet, snow, and "all" surface conditions as follows:

$$\begin{aligned} \text{No. of missions} &= \left[ 10 \left( \frac{\text{hr}}{\text{day}} \right) \times \text{Mobility Rating Speed} \left( \frac{\text{mi}}{\text{hr}} \right) \right] \div 18.8 \left( \frac{\text{mi}}{\text{mission}} \right) \\ \text{per day} &= 0.532 \times (\text{Mobility Rating Speed}) \end{aligned}$$

(This number is simply truncated to a whole number to give missions completed.) The number of missions completed is given in Table 8.

PART IV: MOBILITY ASSESSMENT OF STUDY VEHICLES

34. The mobility assessment was limited to the initial study vehicles (Table 1).\* The study vehicles were compared based on their mobility rating speeds and number of missions completed per day. For these comparisons, the study vehicles were divided into nine groups, and each vehicle was compared to a standard military vehicle within the group. The vehicles were placed in the groups selected by USATSCH so that comparison of candidate vehicles of different payload, cargo type, body type, etc. could be more easily made. The groups and associated comparison vehicle are given below:

<u>Group No.</u>	<u>Group Description</u>	<u>Comparison Vehicle</u>
I	Wheeled, 1/4- to 3/4-ton payload	M151A2, 4x4
II	Wheeled, 3/4- to 1-1/4-ton payload	M561, 6x6
III	Wheeled, 2-1/2-ton payload	M35A2, 6x6
IV	Wheeled, 5-ton payload	M813A1, 6x6
V	Wheeled, 8- to 10-ton payload	M520E1, 4x4
VI	Wheeled, tractor/trailer, 12- to 22-1/2-ton payload	M818, 6x6/M127A1C (12-ton)
VII	Wheeled, wreckers, 2-1/2-ton payload	M816, 6x6
VIII	Wheeled, fuel carriers, 2-1/2-ton payload	M813, 6x6/M105A2 (Fuel Pods)
IX	Tracked, cargo carrier, 5- to 6-ton payload	M548E1

35. The mobility rating speeds, those speeds as a percent of the comparison vehicle, and the number of missions completed in a 10-hour day by each study vehicle in a group during the dry, wet, and snow

---

\* Cost to include in the mobility assessment the "special study vehicles" added during the study was not considered warranted, especially since none of these vehicles were included in the final list of TACV candidate vehicles (Table 2). However, the basic mobility data for these vehicles shown in Tables 7 and 8 can be used to compare the special study vehicles with the initial study vehicles.

surface conditions of the on-road, tactical high, and high-high mobility levels of the HIMO West Germany study area are given in Tables 9-53. In these tables the vehicles in each group were also arranged in order of decreasing mobility rating speed beginning with the vehicle having the highest mobility rating speed. This procedure also resulted in ordering the number of missions that a vehicle can complete in a 10-hour day from the highest to the lowest value.

36. The comparative data for Group I vehicles at the on-road, tactical support, tactical standard, tactical high, and high-high mobility levels are given in Tables 9-13, respectively. Similar comparative data are given for Group II vehicles in Tables 14-18, Group III vehicles in Tables 19-23, Group IV vehicles in Tables 24-28, Group V vehicles in Tables 29-33, Group VI vehicles in Tables 34-38, Group VII vehicles in Tables 39-43, Group VIII vehicles in Tables 44-48, and Group IX vehicles in Tables 49-53.

37. Since the mobility data in these tables are organized to show the relative mobility of each vehicle within each group at each surface condition and tactical mobility level, a discussion of these data is limited to stating that each group of vehicles contained a candidate vehicle with a mobility rating speed 40 percent greater than the standard vehicle for at least one tactical mobility level and surface condition.

#### Multilevel Mobility Performance

38. Table 54 shows a symbolic representation of each study vehicle's mobility rating speeds relative to 90 percent of that of the comparison vehicle of each vehicle group. The 90 percent level of the mobility rating speed of the comparison vehicle level was arbitrarily chosen but is considered a reasonable mobility level with which to compare vehicles without drawing a fine point at exactly 100 percent.

39. Some of the more important observations concerning each group of vehicles and the similarity to comparison vehicles (90 percent of mobility rating speed considered as similar) are as follows:

Group I            (a) The TARADCOM 3/4-ton HMTT, 4x4, is the

only vehicle in this group that has at least 90 percent of the mobility rating speed of the M151A2, 4x4, at all surface conditions and tactical mobility levels.

- (b) All the study vehicles in this group have at least 90 percent of the mobility rating speeds of the M151A2, 4x4, for all surface conditions at on-road, tactical support, and tactical standard mobility levels.

**Group II**

- (a) The TARADCOM 3/4-ton HMTT, 4x4; the FMC XR311, 4x4; and the M151A2, 4x4, are the only vehicles in this group that have at least 90 percent of the mobility rating speed of the M561, 6x6, at all surface conditions and tactical mobility levels.
- (b) All the study vehicles in this group except the M890, 4x2, have at least 90 percent of the mobility rating speeds of the M561A2 for all surface conditions at on-road, tactical support, and tactical standard mobility levels.

**Group III**

- (a) The M35PIP, 6x6, and the M49A2C, 6x6, are the only vehicles in this group that have at least 90 percent of the mobility rating speed of the M35A2 at all surface conditions and tactical mobility levels.
- (b) The Dodge W600, 4x4, has at least 90 percent of the mobility rating speeds of the M35A2, 6x6, for the dry and wet surface condition at all mobility levels.

**Group IV**

- (a) The TARADCOM 5-ton HMTT, 8x8, German 5-ton MAN, 4x4, and M656, 8x8, are the only vehicles in this group which have at least 90 percent of the mobility rating speeds of the M813A1, 6x6, for all surface conditions and at all mobility levels.
- (b) The Ford LNT8000, 6x6, and M813A1, 6x6, (fuel pods)/M105A2 (fuel pods), have at least 90 percent of the mobility rating speeds of the M813A1 for all surface conditions and mobility levels except the high-high.

- |            |  |
|------------|--|
| Group V    | <p>(a) The Lockheed TDW902, 8x8, M553 GOER, 4x4, and M559 GOER, 4x4, have at least 90 percent of the mobility rating speed of the M520 for all conditions and at all mobility levels.</p> <p>(b) All of the study vehicles except the British Vauxhall MMLC, 4x4, have at least 90 percent of the mobility rating speed of the M520E1 GOER, 4x4, for all conditions of all mobility levels except the high-high.</p>                                   |
| Group VI   | <p>(a) The M916, 6x6/M870 (12-ton) has at least 90 percent of the mobility rating speed of the M818, 6x6/M127A1C (12-ton) for all surface conditions and tactical mobility levels.</p> <p>(b) All the vehicles in this group except the M818, 6x6/M871 modified (22-1/2-ton) have at least 90 percent of the mobility rating speed of the M818, 6x6/M127A1C for all surface conditions of the on-road and at all tactical support mobility levels.</p> |
| Group VII  | All the vehicles in this group have at least 90 percent of the mobility rating speed of the M816, 6x6, wrecker during all surface conditions and tactical mobility levels.   |
| Group VIII | The M49A2C, 6x6, (fuel servicing) is the only vehicle in this group that has at least 90 percent of the mobility rating speed of the M813A1, 6x6/M105A2 (fuel pods) during all surface conditions and at all tactical mobility levels.   |
| Group IX   | All the vehicles in this group have at least 90 percent of the mobility rating speed of the M548E1 during all surface conditions and at all tactical mobility levels.  |

Graphical Representation of Mobility Performance

40. The data in Table 54 may also be displayed in a three-dimensional graphical diagram, which illustrates vehicle capability to perform missions requiring each of the five levels of tactical mobility, in each of the three surface conditions. To illustrate such a graphical

analysis, a criterion for capability was considered to be the 90 percent level of the mobility rating speed of the comparison vehicle discussed in paragraph 38. Similar graphical diagrams may be prepared based upon other relative rating speed criteria (100 percent, 80 percent, etc.), upon absolute rating speed criteria, or upon stated minima for acceptable mission completions per day.

41. Figures 5-13 take the form of "expanded cubes" whose elemental blocks are filled to indicate acceptable mobility (by the selected criterion), empty to show lesser mobility. Their buildup is illustrated in Figure 14. Complete stacking of individual vehicle slices in some cases obscures interior details; therefore, "expanded cubes" were used to prevent losing detail.

42. These cube diagrams show the same information as Table 54. Therefore, the same observations as given in paragraph 39 can be determined from them.

43. The number of missions that a vehicle can complete in a day (Table 55) was also used to compare the mobility performance of each group of vehicles at the five mobility and surface conditions, and this comparison leads to the same mobility assessments as the mobility rating speeds since it is computed from them. However, when two vehicles have similar mobility rating speeds, the missions completed per day may be useful as an indicator as to whether or not the difference in mobility is operationally significant. That is, if they have slightly different mobility rating speeds, but the same number of missions completed per day, their mobility can perhaps be considered equal for practical purposes.

#### Selection of Mobility Levels

44. Selection of the mobility level appropriate for a cargo truck specified as operating in the brigade area, division area, and corps area, respectively, is at best somewhat subjective. It is made especially difficult because, in fact, the same trucks are required from time to time to fulfill missions at various tactical mobility levels in all

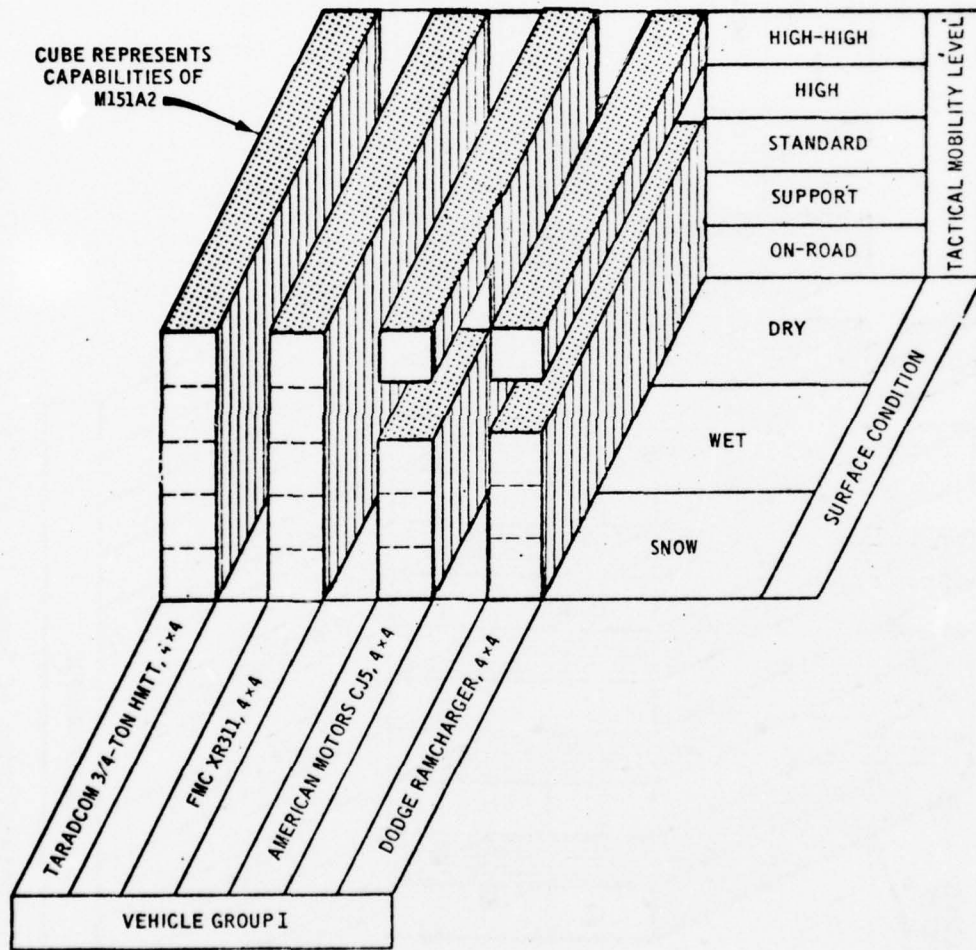


Figure 5. Capabilities of Group I vehicles at 5 tactical mobility levels and 3 surface conditions based on 90 percent mobility rating speed of the M151A2, 4x4

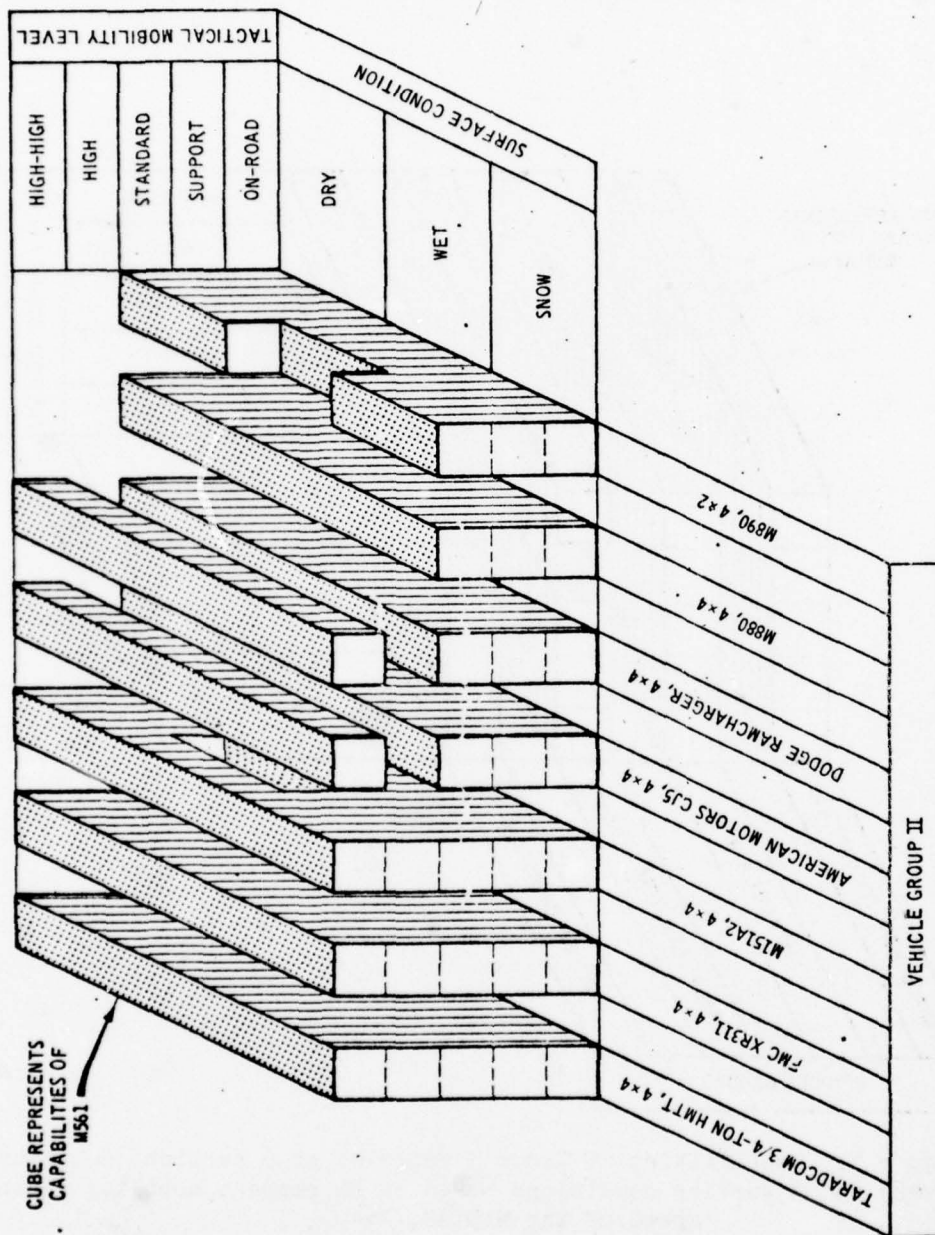


Figure 6. Capabilities of Group II vehicles at 5 tactical mobility levels and 3 surface conditions based on 90 percent mobility rating speed of the M561, 6x6

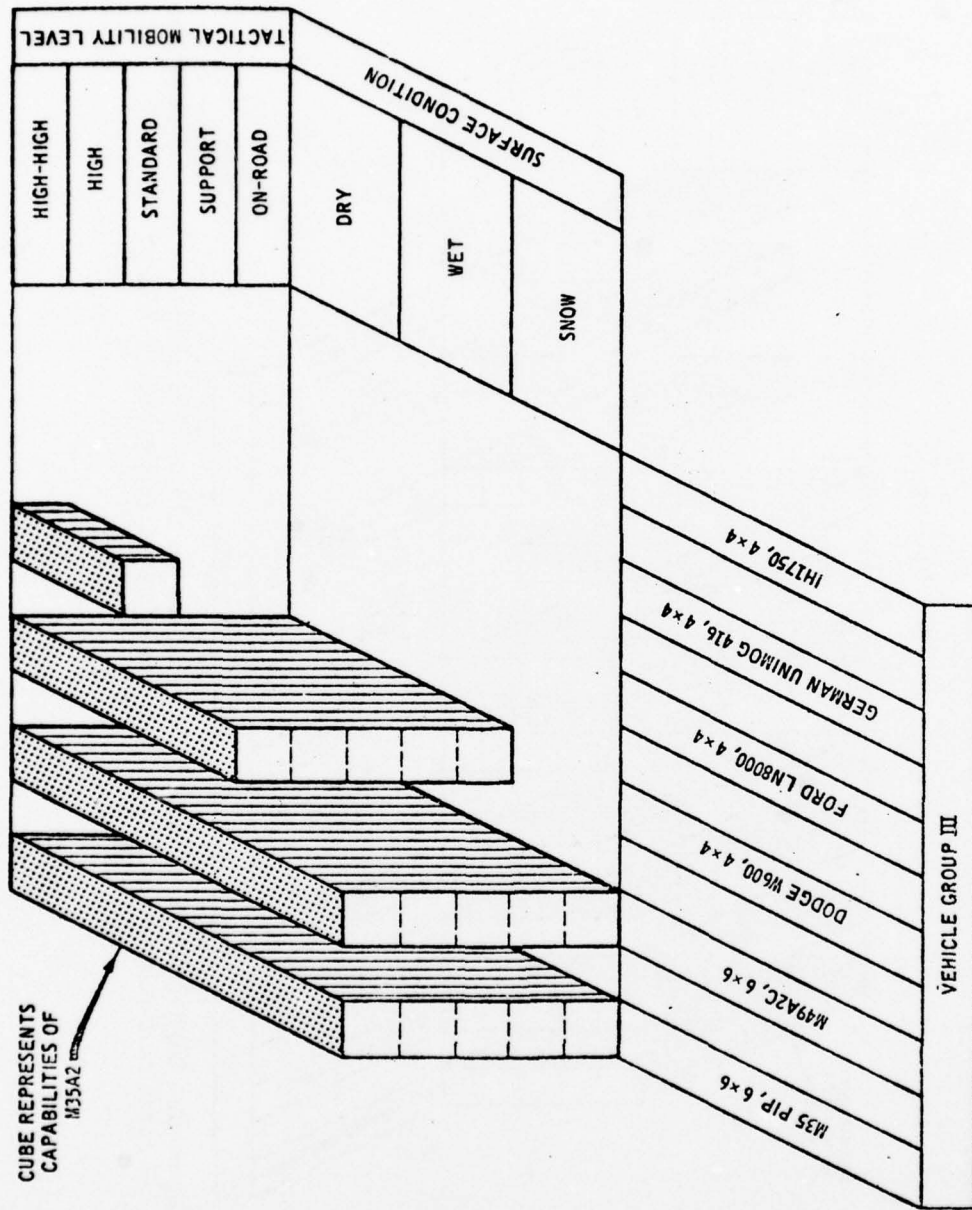


Figure 7. Capabilities of Group III vehicles at 5 tactical mobility levels and 3 surface conditions based on 90 percent mobility rating speed of the M35A2, 6x6

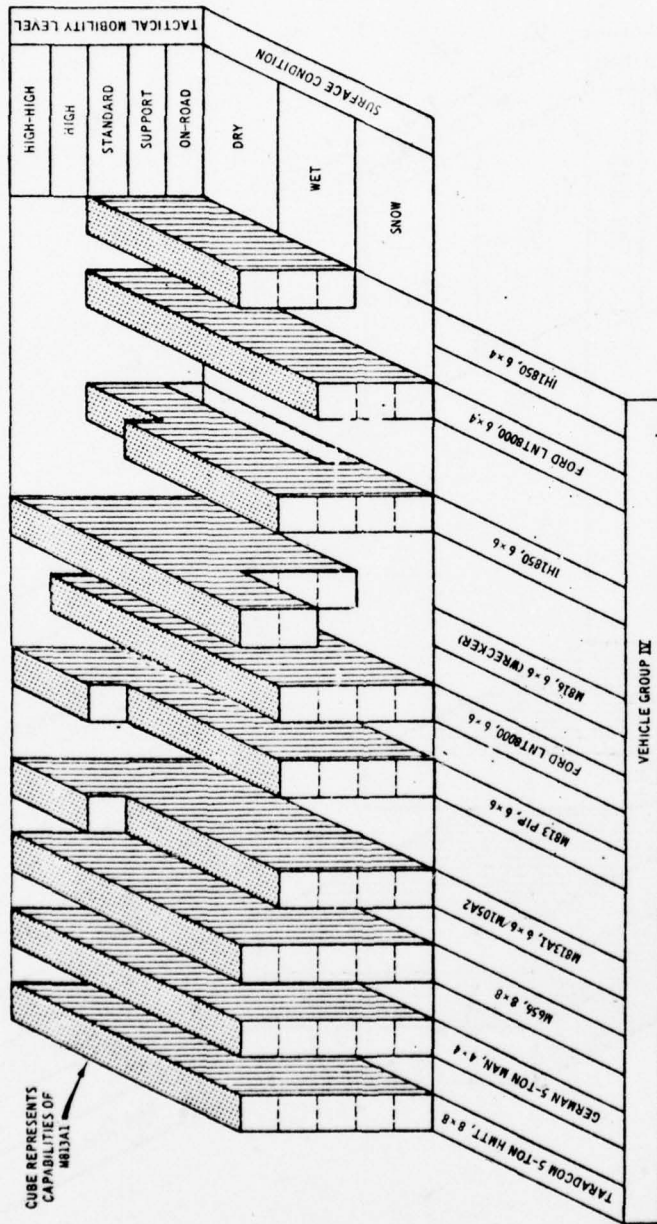


Figure 8. Capabilities of Group IV vehicles at 5 tactical mobility levels and 3 surface conditions based on 90 percent mobility rating speed of the MB13A1, 6x6

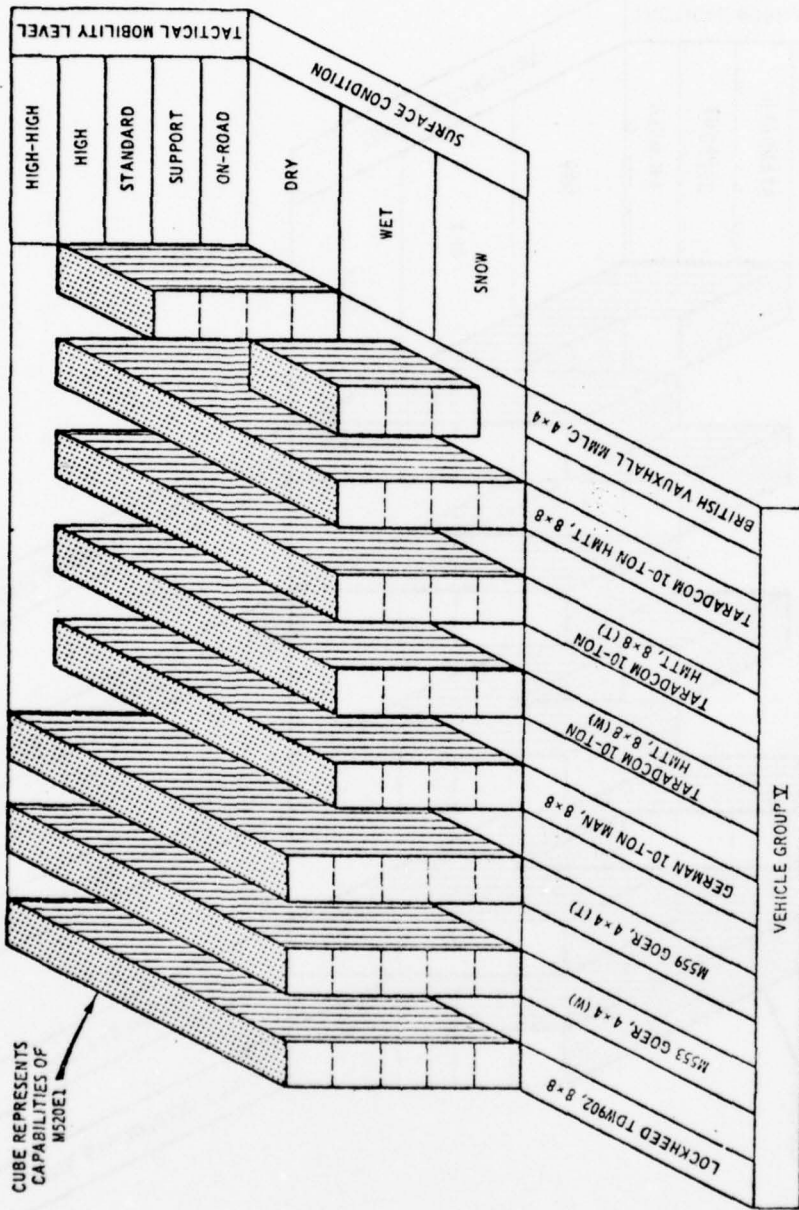


Figure 9. Capabilities of Group V vehicles at 5 tactical mobility levels and 3 surface conditions based on 90 percent mobility rating speed of the M520E1 GOER, 4x4

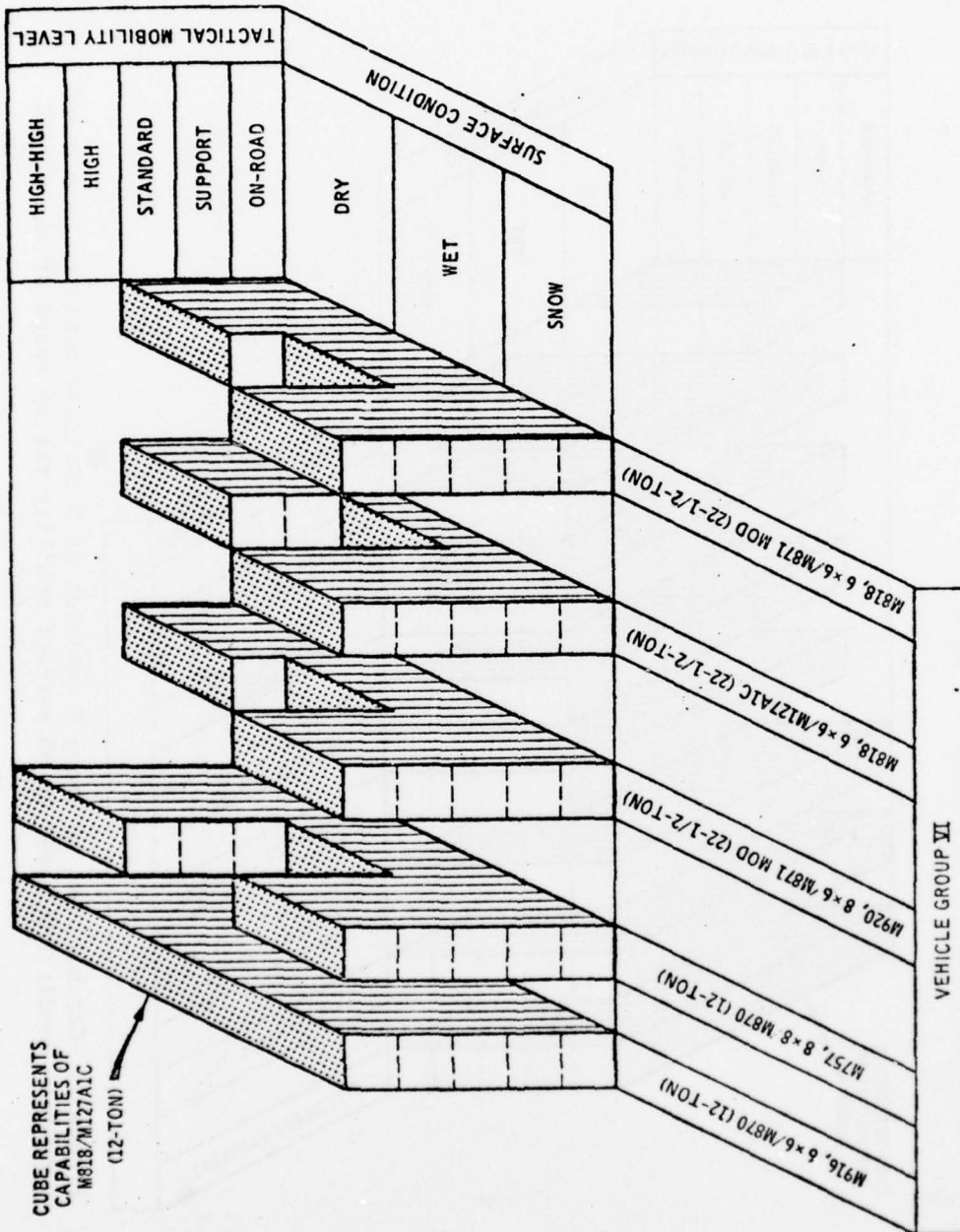


Figure 10. Capabilities of Group VI vehicles at 5 tactical mobility levels and 3 surface conditions based on 90 percent mobility rating speed of the M818, 6x6/M127A1C (12-ton)

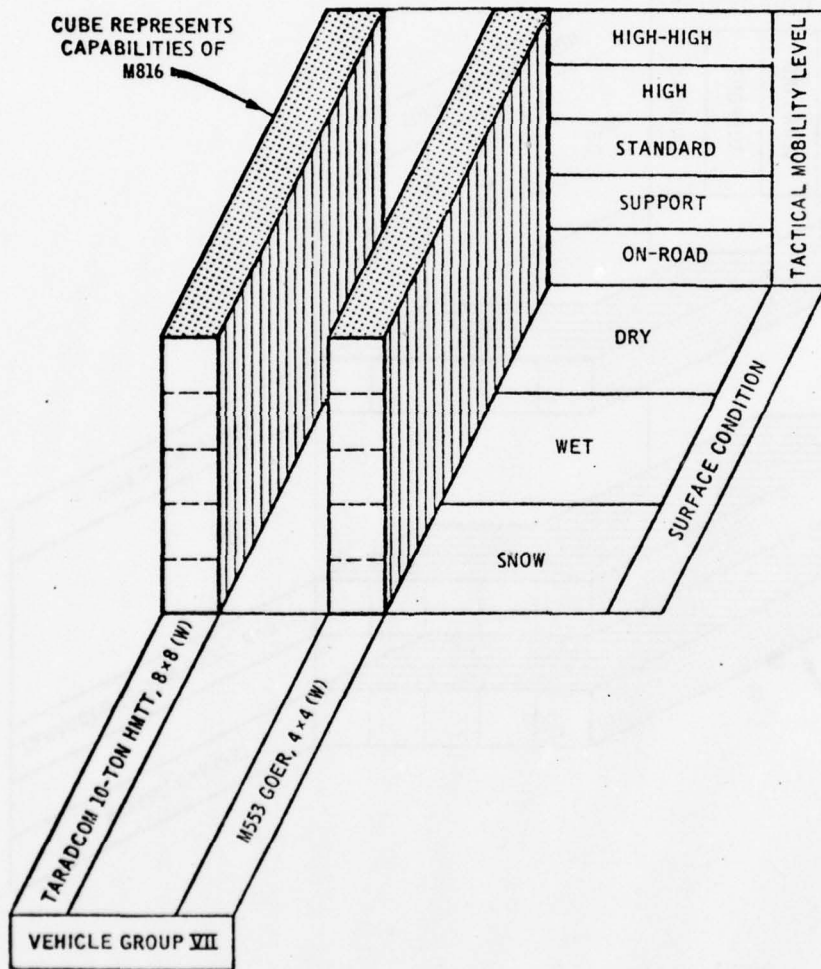


Figure 11. Capabilities of Group VII vehicles at 5 tactical mobility levels and 3 surface conditions based on 90 percent mobility rating speed of the M816, 6x6 (Wrecker)

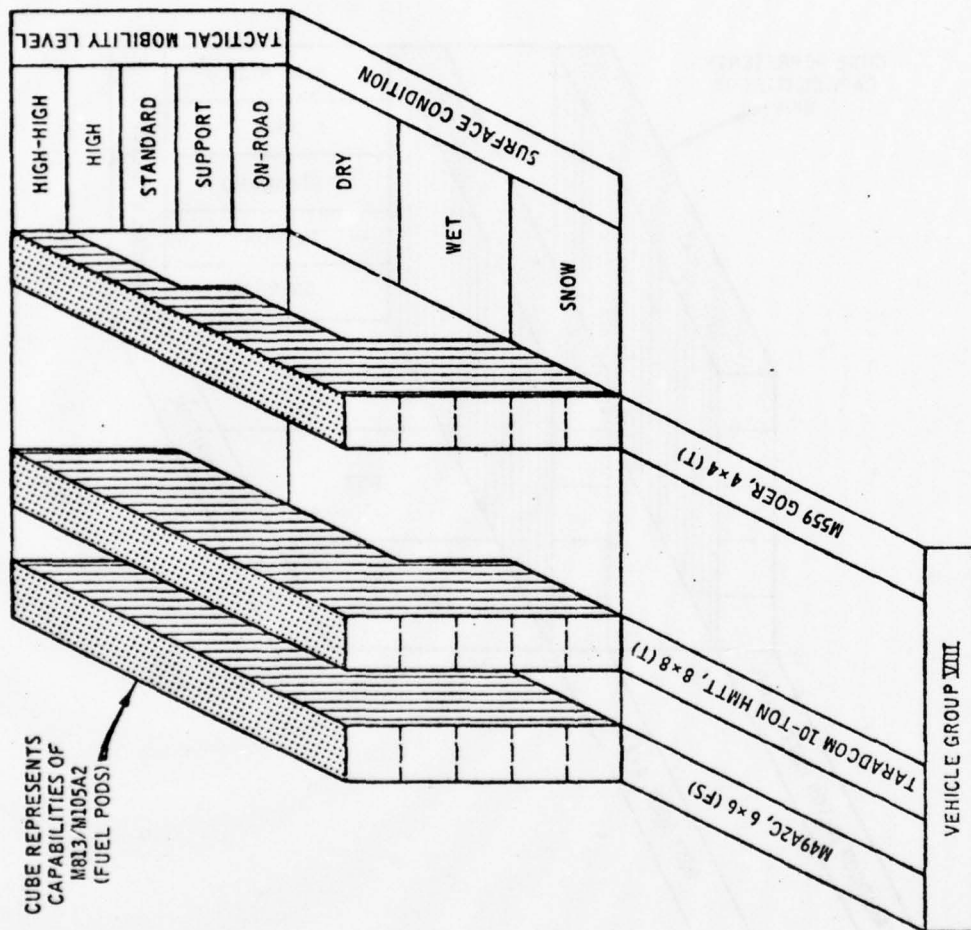


Figure 12. Capabilities of Group VIII vehicles at 5 tactical mobility levels and 3 surface conditions based on 90 percent mobility rating speed of the M813A1, 6x6/M105A2 (Fuel Pods)

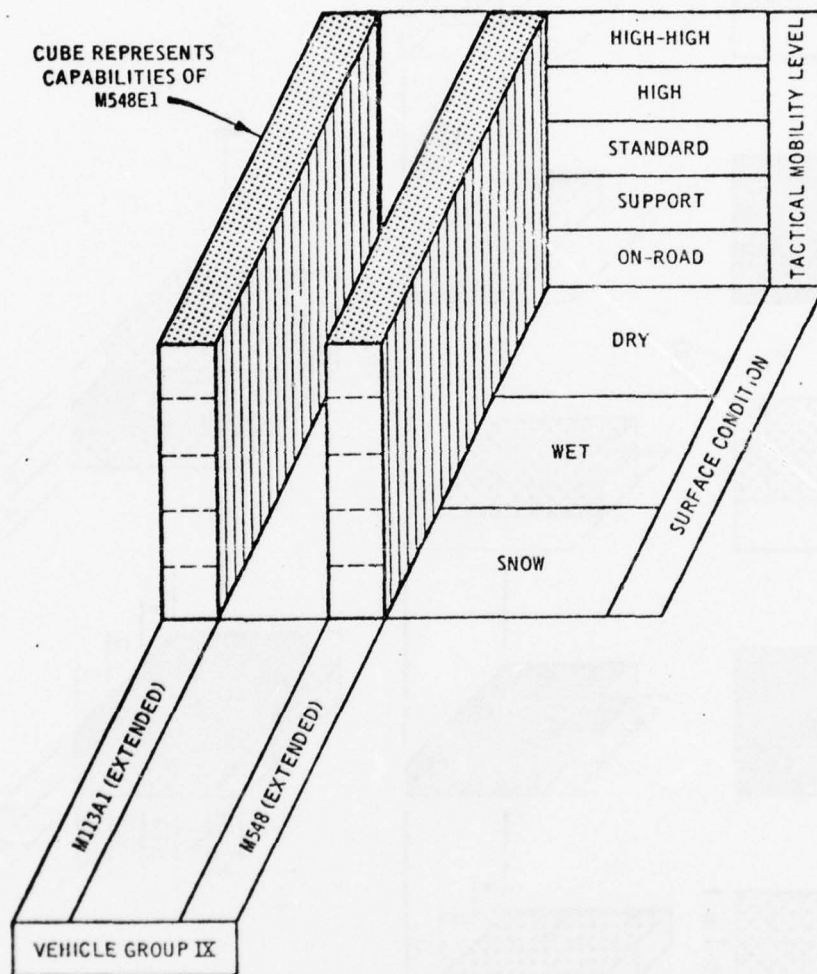


Figure 13. Capabilities of Group IX vehicles at 5 tactical mobility levels and 3 surface conditions based on 90 percent mobility rating speed of the M548E1

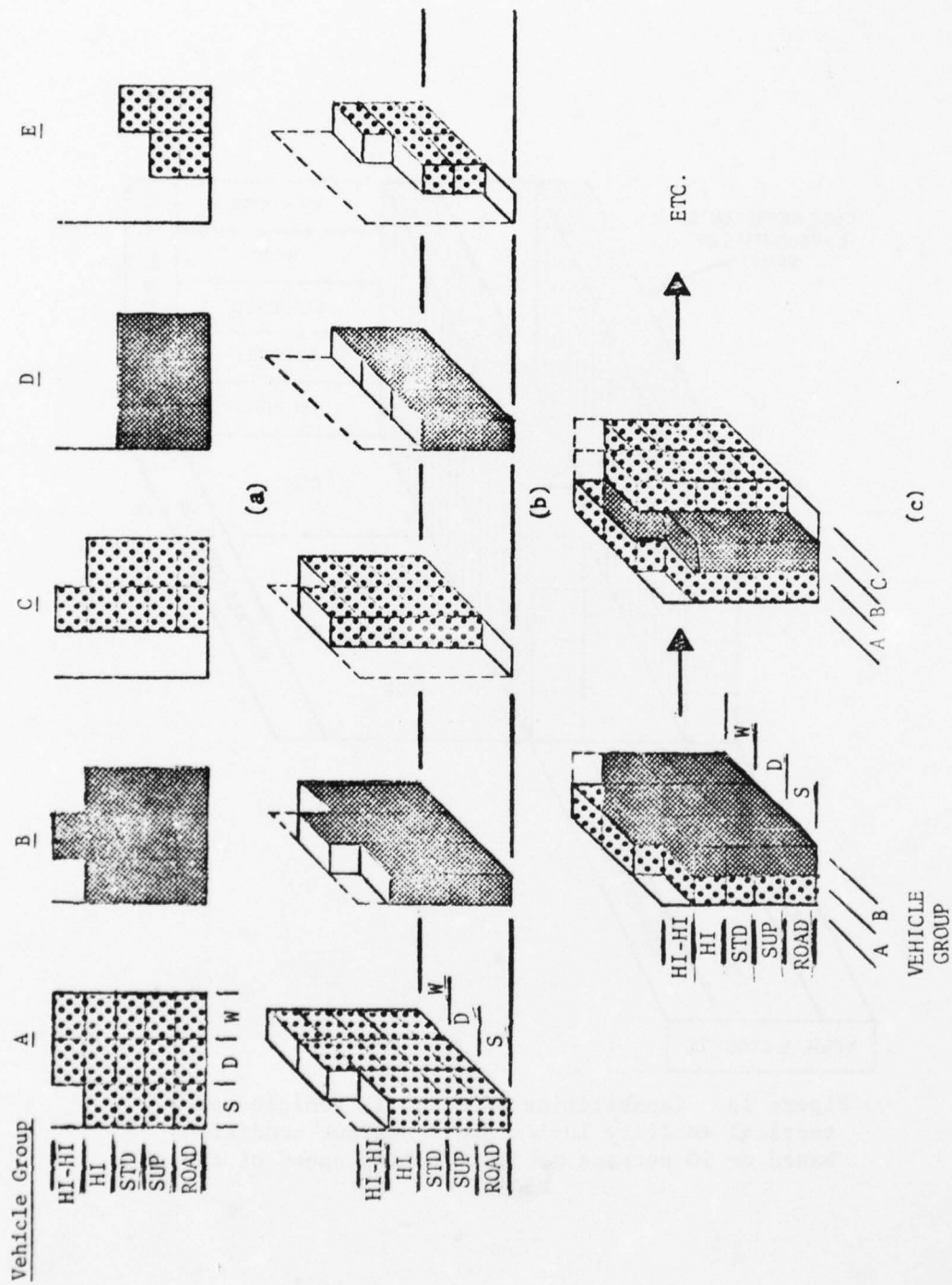


Figure 14. Schematic of three-dimensional cube representation of adequacy analysis (West Germany)

of these areas. The data for the entire network of HIMO scenario missions for West Germany (Table 5) showed that because of the dense network of roads and trails the military could remain almost exclusively on roads and trails in the absence of enemy action, which interrupts the travel routes. These data show that only 0.1 percent of the total network distance outlined in the primary scenario play was off road. (This might well be appropriate up until the last day before hostilities begin.) However, when only one link of roadway during each complete mission was denied, the percentage of off-road travel required for job completion through the division area to the delivery points was found to increase to 5 percent. Since this figure was based on the full job run, it is reasonable to assume that a vehicle operating primarily in the forward brigade area would be interrupted two or more times as often and that the portion of brigade operations requiring off-road travel might well be 10 to 20 percent.

45. Table 56 shows the network composition and severity of operation defined and accepted in the HIMO Study for the five tactical mobility levels. As shown in this table, the tactical support level considers operations to be 10 percent on trails and 5 percent off road. This network composition for tactical support matches the condition shown for the West Germany network when the portions traveled on trails and off road are combined (terrain is often the same except for vegetation); i.e., about 15 percent. The terrain severity for tactical support also calls for avoidance of the 50 percent of least trafficable trails and off-road terrain. Avoiding this many trails and off-road terrain areas appears reasonable at a corps level but not at the division level. Therefore, the tactical support is suggested as a reasonable principal level of mobility for vehicles operating in the corps area.

46. Tactical standard mobility as quantified in Table 56 is based on 15 percent of operations on trails and 15 percent off road. If the total network percentage in off-road travel was considered to increase in the West Germany terrain to 10 percent in the division area (as discussed above), the percentage of on- and off-road travel would correspond closely to the tactical standard mobility definition. Also, the

associated severity of operation requiring mobility over 100 percent of trails and 80 percent of the off-road terrain (avoiding only the 20 percent of terrain least trafficable) might be considered reasonable. Therefore, tactical standard is suggested as a reasonable principal level of mobility for vehicles operating in the division area.

47. Tactical high mobility is based on 10 percent movement on trails and 50 percent movement off road (Table 56). If the disruptive effects of enemy action are in fact greater in the brigade area, vehicles there may be forced to travel about 40 percent on trails and 20 percent off road. This represents a combined total movement on trails and off-road of 60 percent. The combined total of trails and off-road movement then would be similar to the tactical high mobility definition in Table 56 although weighted somewhat differently between trail and off-road travel. In the brigade area, the vehicle movement may be much more restricted, forcing vehicles to travel while repeatedly switching between trails and off-road traverses. Therefore, the emphasis on off-road travel reflected in the tactical high mobility definition is probably desirable. In addition, the associated severity of operation, which allows the vehicles to avoid only 10 percent of the worst terrains, appears realistic. Therefore, tactical high is suggested as a reasonable principal tactical mobility level for vehicles operating in the brigade area.

48. As noted at the outset, vehicles are often required to operate across tactical mobility levels within the different tactical areas. This suggests that a vehicle for a given area assignment should be required to perform reasonably well at a minimum of one tactical mobility level below its primary level. Accordingly, the two levels suggested (primary and secondary) as most applicable to the three areas are as follows:

	<u>Primary</u>	<u>Secondary</u>
Brigade Area	Tactical High	Tactical Standard
Division Area	Tactical Standard	Tactical Support
Corps Area	Tactical Support	On-Road

One Possible Final Mobility Evaluation  
for the Candidate Vehicles

49. To illustrate how the tactical mobility levels might be used to determine candidates that have preferred mobility for a given area assignment, the 90 percent of mobility rating speed of comparison vehicles was selected (Table 54). This means that to be a preferred candidate vehicle, the vehicle must have a mobility rating speed of at least 90 percent for the primary and secondary level of mobility discussed in the preceding section. Using this criterion, the preferred candidate vehicles for each group of vehicles at a given area of assignment (brigade, division, corps) are given in Table 57.

Summary

50. The mobility performance of candidate vehicles was evaluated at three surface conditions at each tactical mobility level in Tables 9-53. The mobility of each candidate vehicle was compared with that of the standard military vehicle in each selected group in Table 54 and graphically compared using the "expanded cube" diagrams in Figures 5-13. Final assessment of the mobility of candidate vehicles can be made only after a minimum acceptable level of mobility has been established (from military considerations, which are not a part of the WES evaluation) for each organizational level and role.

51. For use primarily in the brigade, division, or corps area, a procedure was suggested for selecting from among candidate vehicles on the basis of mobility performance. The procedure compares mobility using as a criterion the mobility performance of a candidate vehicle relative to that of some acceptable current military vehicle. The procedure is illustrated using 90 percent of the rating speed of the standard vehicle in each group as the example criterion (paragraph 49 and Table 57).

#### REFERENCES

1. Nuttall, C. J., Jr., and Randolph, D. D., "Mobility Analysis of Standard- and High-Mobility Tactical Support Vehicles (HIMO Study)," Technical Report M-76-3, Feb 1976, U. S. Army Engineer Waterways Experiment Station, CE, Vicksburg, Miss.
2. Nuttall, C. J., Jr., and Randolph, D. D., "Rational Consistent Criteria for Swimming and Related Performance Characteristics of Army Combat Vehicles (SWIMCRIT)" (in preparation).
3. U. S. Army Engineer Waterways Experiment Station and U. S. Army Tank-Automotive Command, "Vehicle Mobility Assessment for Project WHEELS Study Group," Sep 1972, Vicksburg, Miss.
4. Nuttall, C. J., Jr., "An Assessment of the Inland Water-Crossing Performance of Selected Tactical Support Vehicles (WACROSS) (in preparation).
5. Schreiner, B. G., "Comparison of Ride and Shock Test Results of Selective Military and Commercial 2-1/2- and 5-Ton Cargo Trucks" (in preparation).
6. Randolph, D. D., "Comparison of the Ride and Mobility Characteristics of Selected Commercial 1/4- to 3/4-Ton Vehicles and the Military M151A2 Utility Truck," Miscellaneous Paper M-76-6, Mar 1976, U. S. Army Engineer Waterways Experiment Station, CE, Vicksburg, Miss.
7. Robinson, J. H., Randolph, D. D., and Murphy, N. R., Jr., "Comparison of the Ride and Mobility Characteristics of Advanced Concept Vehicle-Cargo (ACF-V) and Selected Currently Authorized Vehicles," Nov 1976, U. S. Army Engineer Waterways Experiment Station, CE, Vicksburg, Miss.
8. Murphy, N. R., Jr., and Ahlvin, R. B., "The AMC-74 Vehicle Dynamics Module," Technical Report M-76-1, Jan 1976, U. S. Army Engineer Waterways Experiment Station, CE, Vicksburg, Miss.
9. Struve, Horton and Stoll, J. K., "Crossing Requirements in Theater of Operations," 40th Annual Military Operations Research Symposium, 13-15 Dec 1977.

Table 1  
Study Vehicles

Vehicles	Vehicle Source
<u>Initial Study Vehicles</u>	
<u>1/4- to 3/4-Ton Cargo Trucks</u>	
M151A2, 4x4	MV
TARADCOM 3/4-ton HMTT, 4x4	DV
Dodge Ramcharger, 4x4	USCV
American Motors CJ5, 4x4	USCV
FMC XR311, 4x4	DV
<u>1-1/4-Ton Cargo Trucks</u>	
M880, 4x4	MV
M890, 4x4	MV
M561, 6x6	MV
<u>2-1/2-Ton Cargo Trucks*</u>	
M35A2, 6x6	MV
M35 PIP, 6x6	PIP
Ford LN8000, 4x4	USCV
Dodge W600, 4x4	USCV
International Harvester IH1750, 4x4	USCV
M49A2C, 6x6 (Fuel Servicing)	MV
German Unimog 416, 4x4	FCV
<u>5-Ton Cargo Trucks*</u>	
Ford LNT8000, 6x4	USCV
Ford LNT8000, 6x6	USCV
International Harvester IH1850, 6x4	USCV
International Harvester, IH1850, 6x6	USCV
TARADCOM 5-ton HMTT, 8x8	DV
German 5-ton MAN, 4x4	FCV
M813A1, 6x6	MV
M813 PIP, 6x6	PIP
M656, 8x8	MV
M816, 6x6 (Wrecker)	MV
M813A1, 6x6 (Fuel Pods)/M105A2 (Fuel Pod)	MV
<u>8- to 10-Ton Cargo Trucks*</u>	
TARADCOM 10-ton HMTT, 8x8	DV
TARADCOM 10-ton HMTT, 8x8 (Wrecker)	DV
TARADCOM 10-ton HMTT, 8x8 (Tanker)	DV
Lockheed TDW902, 8x8	DV
German 10-ton MAN 8x8	FCV

(Continued)

\* All vehicles are considered primarily cargo carriers except as noted.

Table 1 (Concluded)

Vehicles	Vehicle Source
<u>Initial Study Vehicles (Continued)</u>	
<u>8- to 10-Ton Cargo Trucks* (Continued)</u>	
M520E1 GOER, 4x4	MV
M559 GOER, 4x4 (Tanker)	MV
M559 GOER, 4x4 (Wrecker)	MV
British Vauxhall MMLC, 4x4	FCV
<u>Tractor/Trailers</u>	
M757, 8x8/M870 (12-ton)	MV
M916, 6x6/M870 (12-ton)	MV
M818, 6x6/M127A1C (12-ton)	MV
M818, 6x6/M871 Modified (22-1/2-ton)	MV
M818, 6x6/M127A1C (22-1/2-ton)	MV
M920, 8x6/M871 Modified (22-1/2-ton)	MV
<u>Tracked Cargo Carriers</u>	
M548E1	MV
M548 (Extended)	DV
M113A1 (Extended)	DV
<u>Special Study Vehicles*</u>	
VW ILTIS, 4x4	FCV
Daimler-Benz, 4x4	FCV
German MAN, 6x6 (7-ton)	FCV
M757/M172A1	MV
M916/M172A1	MV

\* All vehicles are considered primarily cargo carriers except as noted.

Table 2  
TACV Study Vehicles

---

M151A2, 4x4  
TARADCOM 3/4-ton HMTT, 4x4  
Dodge Ramcharger, 4x4  
American Motors CJ5, 4x4  
M561, 6x6  
M35A2, 6x6  
M35 PIP, 6x6  
Ford LN8000, 4x4  
International Harvester IH1750, 4x4  
German Unimog 416, 4x4  
Ford LNT8000, 6x4  
Ford LNT8000, 6x6  
International Harvester IH1850, 6x4  
International Harvester, IH1850, 6x6  
TARADCOM 5-ton HMTT, 8x8  
German 5-ton MAN 4x4  
M813A1, 6x6  
M813 PIP, 6x6  
M656, 8x8  
TARADCOM 10-ton HMTT, 8x8  
TARADCOM 10-ton HMTT, 8x8 (Wrecker)  
TARADCOM 10-ton HMTT, 8x8 (Tanker)  
Lockheed TDW902, 8x8  
German 10-ton MAN, 8x8  
M520E1 GOER, 4x4  
M559 GOER, 4x4 (Tanker)  
M553 GOER, 4x4 (Wrecker)  
British Vauxhall MMLC, 4x4

---

Table 3  
Important Characteristics of Study Vehicles

Vehicles	Gross Vehicle wt lb	Wheel Base in.	Engine	Power to Weight Ratio, hp/ton	Minimum Ground Clearance in.	Approach Angle deg	Departure Angle deg	Transmission	VCI <sub>1</sub>	
									Fine Grained Soil	Coarse Grained Soil
<u>1/4- to 3/4-Ton Cargo Trucks</u>										
M151A2, 4x4	3,200	85	8754411 (L-141)	44.4	9.0	66	37	7536199 (4-Speed Manual)	19	23
TARADCOM 3/4-ton HMTT, 4x4	6,762	124	Chrysler 360	51.2	12.1	90	60	A727 Chrysler	4	7
Dodge Ramcharger, 4x4	6,740	106	360-V8	41.5	8.8	43	29	A727 Chrysler	25	35
American Motors CJ5, 4x4	4,475	84	304-V8	67.0	9.0	54	43	3-Speed Manual*	25	35
FMC XR311, 4x4	5,890	121	Chrysler V8-318	73.0	13.0	69	56	A727 Chrysler	18	17
<u>1-1/4-Ton Cargo Trucks</u>										
M880, 4x4	7,748	131	Chrysler V8-318	41.0	7.8	37	28	A727 Chrysler	32	72
M890, 4x2	7,317	131	Chrysler V8-318	15.6	7.8	37	28	A727 Chrysler	38	88
M561, 6x6	9,172	125	GM3-53	22.5	14.6	62	52	Chevrolet Syncromesh 4-Speed	19	13
<u>2-1/2-Ton Cargo Trucks†</u>										
M35A2, 6x6	17,980	155	LD 465-1	38.8	11.0	48	40	3502 Spicer	28	48
M35 PIP, 6x6	19,450	154	CAT 3208	21.6	14.0	46	40	MT640 Allison	19	23
Ford LN8000, 4x4	19,200	163	CAT 3208	22.3	11.0	46	36	MT640 Allison	29	48
Dodge W600, 4x4	18,920	174	CAT 3208	22.0	10.5	52	47	AT540	20	22
International Harvester IH1750, 4x4	20,500	170	DT 466	18.5	10.0	61	33	MT640 Allison	33	56
M49A2C, 6x6 (Fuel Servicing)	20,025	154	LD 465-1 Multifuel	14.0	12.9	40	40	10872194	30	17
German Unimog 416, 4x4	13,450	114	DB-OM352	16.3	17.3	45	46	Manual Syncromesh*	26	26
<u>5-Ton Cargo Trucks†</u>										
Ford LNT8000, 6x4	27,300	176	CAT 3208	16.1	10.0	34	49	CAT 3208	19	30
Ford LNT8000, 6x6	27,980	176	CAT 3208	15.7	10.8	44	47	CAT 3208	19	30
International Harvester IH1850, 6x4	28,320	180	DT 466	15.5	10.0	46	58	DT 466	36	65
International Harvester IH1850, 6x6	29,380	180	DT 466	15.0	10.0	62	65	DT 466	30	45
TARADCOM 5-ton HMTT, 8x8	28,000	148	6V53T	21.4	15.0	50	73	M650CR Allison	19	22
German 5-ton MAN, 4x4	31,394	169	FBL413	16.9	15.9	45	40	ZF S-690	48	26
M813A1, 6x6	32,080	181	NHL250 Cummins	15.6	11.5	46	32	5-Speed Manual*	35	54
M813 PIP, 6x6	34,200	178	NHL250 Cummins	14.6	10.5	34	34	M654CR	35	58
M656, 8x8	25,835	148	LDS465-1 Continental	16.3	12.0	50	62	TX200-6 Allison	20	12
M816, 6x6 (Wrecker)	43,529	179	NHL250 Cummins	11.5	11.6	35	38	5-Speed Manual*	56	14
M813A1, 6x6 (Fuel Pods)/M105A2 (Fuel Pod)	38,990	179	NHL250 Cummins	12.8	11.5	35	32	5-Speed Manual*	36	52
<u>8- to 10-Ton Cargo Trucks†</u>										
TARADCOM 10-ton HMTT, 8x8	46,500	190	Detroit Diesel 8V92TA	18.9	14.0	55	53	HT740D Allison	28	26
TARADCOM 10-ton HMTT, 8x8 (Wrecker)	42,500	190	Detroit Diesel 8V92TA	20.7	14.0	55	35	HT740D Allison	28	24
TARADCOM 10-ton HMTT, 8x8 (Tanker)	44,000	190	Detroit Diesel 8V92TA	20.0	14.0	55	53	HT740D Allison	27	24
Lockheed TDJ902, 8x8	52,800	214	8V92T-90	16.3	14.0	54	54	HT750DR Allison	21	16
German 10-ton MAN, 8x8	51,455	211	KHDBF8L413	13.7	16.5	40	45	6-Speed Manual*	39	46
M520E1 GOER, 4x4	43,210	235	CAT D333TA	9.9	24.0	35	35	CAT-Torque Converter	36	16
M559 GOER, 4x4 (Tanker)	46,370	235	CAT-D333TA	9.2	24.0	35	35	CAT-Torque Converter	42	8
M553 GOER, 4x4 (Wrecker)	46,540	235	CAT-D333TA	9.2	24.0	35	35	CAT-Torque Converter	42	8
British Vauxhall MMLC, 4x4	35,935	170	Bedford 8, 6 Cycle	11.2	13.9	41	35	6-Speed Syncromesh*	89	56
<u>Tractor/Trailers</u>										
M757, 8x8/M870 (12-ton)	55,935	148	LDS-465-1 Continental	7.5	12.0	50	45	TX200-6 Allison	32	57
M916, 6x6/M870 (12-ton)	65,470	186	NTC-400 Cummins	12.2	11.6	42	45	CAT D-7155	41	66
M818, 6x6/M127A1C (12-ton)	58,930	167	NHL-250 Cummins	8.5	11.5	35	90	5-Speed Manual*	40	34
M818, 6x6/M871 Modified (22-1/2-ton)	83,355	167	NHL-250 Cummins	6.0	11.5	35	90	5-Speed Manual*	62	96
M818, 6x6/M127A1C (22-1/2-ton)	79,930	167	NHL-250 Cummins	6.3	11.5	35	90	5-Speed Manual*	52	98
M920, 8x6/M871 Modified (22-1/2-ton)	89,768	181	NTC-400 Cummins	8.9	11.6	42	45	CAT-D7155	51	111
<u>Tracked Cargo Carriers</u>										
M548E1	26,450	NA	GM 6V53	15.3	16	57	35	TX-100-1 Allison	16	0
M548 (Extended)††	33,625	NA	GM 6V53T275	12.4	16	45	56	X-200-360 Allison	12	0
M113A1 (Extended)††	30,207	NA	GM 6V53T275	13.8	16	70	40	X-200-360 Allison	11	0
<u>Special Study Vehicles</u>										
VW ILTIS, 4x4	4,387	79.3	VW Passat	33.8	9.6	40	32	5-Speed Manual	27	37
Daimler-Benz, 4x4	16,500	127.9	Mercedes OM352	14.6	17.3	46	51	8-Speed Manual	12	30
German MAN, 6x6 (7-ton)	39,639	177.0	KHD Series 413	17.8	16.5	40	40	6-Speed Manual	41	45
M757, 8x8/M172A1	56,035	148.0	LDS-465-1 Continental	7.5	12.0	50	45	TX200-600 Allison	56	68
M916, 6x6/M172A1	65,570	186.0	NTC-400 Cummins	12.2	11.6	42	45	CAT D-7155	43	42

\* Specific model number not available.  
 \*\* Speed limited.  
 † All vehicles are considered primarily cargo carriers except as noted.  
 †† Armored version.

Table 3  
Important Characteristics of Study Vehicles

Engine	Power to Weight Ratio, hp/ton	Minimum Ground Clearance In.	Approach Angle deg	Departure Angle deg	Transmission	VCI		Maximum Speed mph	Speeds for Obstacle			Six-watt Speeds for Indicated rms elevations		
						Fine Grained Soil	Coarse Grained Soil		Obstacle Height	Obstacle Height	Obstacle Height	1	2	3
<b>1/4- to 3/4-Ton Cargo Trucks</b>														
8754411 (L-141)	44.4	9.0	66	37	7536199 (4-Speed Manual)	19	23	50	100.0	9.7	3.0	21.0	9.0	5.0
Chrysler 360	51.2	12.1	90	60	A727 Chrysler	4	7	55**	45.0	22.4	7.5	37.5	11.9	8.6
360-V8	41.5	8.8	43	29	A727 Chrysler	25	35	55**	60.0	20.0	2.0	15.0	8.0	7.9
304-V8	67.0	9.0	54	43	3-Speed Manual*	25	35	55**	13.0	7.0	2.0	19.5	8.0	7.9
Chrysler V8-318	73.0	13.0	69	56	A727 Chrysler	18	17	55**	29.8	13.3	4.8	24.0	10.0	8.0
<b>1-1/4-Ton Cargo Trucks</b>														
Chrysler V8-318	41.0	7.8	37	28	A727 Chrysler	32	72	55**	36.0	15.9	5.7	14.0	7.3	4.2
Chrysler V8-318	15.6	7.8	37	28	A727 Chrysler	38	88	55**	36.0	15.9	5.7	14.0	7.3	4.2
GM3-53	22.5	14.6	62	52	Chevrolet Syncromesh 4-Speed	19	13	55	100.0	18.0	8.0	14.5	12.0	9.5
<b>2-1/2-Ton Cargo Trucks†</b>														
LD 465-1	38.8	11.0	48	40	3502 Spicer	28	48	55**	100.0	100.0	7.0	10.5	9.4	8.8
CAT 3208	21.6	14.0	46	40	MT640 Allison	19	23	55**	100.0	100.0	7.0	10.5	9.4	8.8
CAT 3208	22.1	11.0	46	36	MT640 Allison	29	48	52	100.0	9.4	4.5	8.0	7.2	6.9
CAT 3208	22.0	10.5	52	47	AT540	20	22	52	100.0	18.0	4.8	11.4	11.2	11.0
DT 466	18.5	10.0	61	33	MT640 Allison	33	56	55**	100.0	14.8	4.5	7.8	7.0	6.6
LD 465-1	14.0	12.9	40	40	10872194	30	17	55**	88.0	38.0	13.0	17.0	10.0	6.4
Multifuel DB-0M352	16.3	17.3	45	46	Manual Syncromesh*	26	26	52	100.0	12.1	4.5	7.9	7.0	6.9
<b>5-Ton Cargo Trucks†</b>														
CAT 3208	16.1	10.0	34	49	CAT 3208	19	30	52	100.0	100.0	2.0	9.7	9.5	9.5
CAT 3208	15.7	10.8	44	47	CAT 3208	19	30	54	100.0	100.0	4.6	10.6	10.1	9.9
DT 466	15.5	10.0	46	58	DT 466	36	65	48	100.0	11.0	2.0	11.7	10.1	10.0
DT 466	15.0	10.0	62	65	DT 466	30	45	53	100.0	7.0	2.0	8.0	8.0	7.8
6V53T	21.4	15.0	50	73	M650CR Allison	19	22	55**	100.0	42.0	18.2	18.8	13.0	10.5
F8L413	16.9	15.9	45	40	ZF 8-690	48	26	55**	100.0	18.0	9.0	17.2	8.9	6.2
NHL250 Cummins	15.6	11.5	46	32	5-Speed Manual*	35	54	55	100.0	30.2	4.4	9.1	8.0	7.7
NHL250 Cummins	14.6	10.5	34	34	Mt654CR	35	58	50	100.0	30.2	4.4	9.1	8.0	7.7
LDS465-1	16.3	12.0	50	62	TX200-6 Allison	20	12	50	75.0	22.3	9.7	12.5	9.0	8.0
Continental NHL250 Cummins	11.5	11.6	35	38	5-Speed Manual*	56	14	50	100.0	40.0	7.0	16.5	8.5	7.0
NHL250 Cummins	12.8	11.5	35	32	5-Speed Manual*	36	52	50	100.0	40.0	7.0	14.0	8.0	5.0
<b>8- to 10-Ton Cargo Trucks†</b>														
Detroit Diesel 8V92TA	18.9	14.0	55	53	HT740D Allison	28	26	55**	100.0	22.3	9.7	12.5	9.0	8.0
Detroit Diesel 8V92TA	20.7	14.0	55	35	HT740D Allison	28	24	55**	100.0	22.3	9.7	12.5	9.0	8.0
Detroit Diesel 8V92TA	20.0	14.0	55	53	HT740D Allison	27	24	55**	100.0	22.3	9.7	12.5	9.0	8.0
8V92T-90	16.3	14.0	54	54	HT750DR Allison	21	16	55**	85.0	48.0	17.1	18.4	15.0	15.0
KHDBF8L413	13.7	16.5	40	45	6-Speed Manual*	39	46	50	100.0	20.0	11.0	14.8	9.7	7.0
CAT D333TA	9.9	24.0	35	35	CAT-Torque Converter	36	16	30	100.0	34.0	4.0	9.0	6.0	5.9
CAT-D333TA	9.2	24.0	35	35	CAT-Torque Converter	42	8	30	100.0	34.0	4.0	9.0	6.0	5.9
CAT-D333TA	9.2	24.0	35	35	CAT-Torque Converter	42	8	30	100.0	34.0	4.0	9.0	6.0	5.9
Bedford 8, 6 Cycle	11.2	13.9	41	35	6-Speed Syncromesh*	89	56	50	100.0	17.0	9.1	14.8	8.2	5.9
<b>Tractor/Trailers</b>														
LDS-465-1	7.5	12.0	50	45	TX200-6 Allison	32	57	50	21.0	13.6	7.4	12.5	9.0	8.0
Continental NTC-400 Cummins	12.2	11.6	42	45	CAT D-7155	41	65	55**	10.4	5.2	4.0	9.0	7.5	6.5
NHL-250 Cummins	8.5	11.5	35	90	5-Speed Manual*	40	34	50	21.0	13.6	7.4	9.0	7.5	6.5
NHL-250 Cummins	6.0	11.5	35	90	5-Speed Manual*	62	96	50	21.0	13.6	7.4	9.0	7.5	6.5
NHL-250 Cummins	6.3	11.5	35	90	5-Speed Manual*	52	98	50	21.0	13.6	7.4	9.0	7.5	6.5
NTC-400 Cummins	8.9	11.6	42	45	CAT-D7155	51	111	55**	10.4	5.2	4.0	9.0	7.5	6.5
<b>Tracked Cargo Carriers</b>														
GM 6V53	15.3	16	57	35	TX-100-1 Allison	16	0	40	100.0	40.0	7.0	15.0	10.0	9.0
GM 6V53T275	12.4	16	45	56	X-200-360 Allison	12	0	36	100.0	40.0	5.7	17.0	8.5	7.0
GM 6V53T275	13.8	16	70	40	X-200-360 Allison	11	0	36	100.0	100.0	15.0	39.5	12.0	10.0
<b>Special Study Vehicles</b>														
VW Passat	33.8	9.6	40	32	5-Speed Manual	27	37	55**	60.0	10.0	2.0	21.0	9.0	5.0
Mercedes OM352	16.6	17.3	46	51	8-Speed Manual	12	30	50	70.0	18.0	4.5	9.0	8.0	7.5
KHD Series 413	17.8	16.5	40	40	6-Speed Manual	41	45	54	100.0	17.0	11.0	14.8	8.2	5.9
LDS-465-1	7.5	12.0	50	45	TX200-600 Allison	56	68	50	21.0	13.0	9.0	12.5	9.0	8.0
Continental NTC-400 Cummins	12.2	11.6	42	45	CAT D-7155	43	42	55**	10.4	5.2	4.0	9.0	7.5	6.5




Table 4

Source of Dynamic Relations\* Used in TACV Mobility Predictions

<u>Vehicles</u>	<u>Meas- ured</u>	<u>Simu- lated**</u>	<u>Esti- mated†</u>
<u>1/4- to 3/4-Ton Cargo Trucks</u>			
M151A2, 4x4	X		
TARADCOM 3/4-ton HMTT, 4x4		X	
Dodge Ramcharger, 4x4	X		
American Motors CJ5, 4x4	X		
FMC XR311, 4x4	X		
<u>1-1/4-Ton Cargo Trucks</u>			
M880, 4x4			X
M890, 4x4			X
M561, 6x6	X		
<u>2-1/2-Ton Cargo Trucks††</u>			
M35A2, 6x6	X		
M35 PIP, 6x6	X		
Ford LN8000, 4x4	X		
Dodge W600, 4x4	X		
International Harvester IH1750, 4x4	X		
M49A2C, 6x6 (Fuel Servicing)	X		
German Unimog 416, 4x4			X
<u>5-Ton Cargo Trucks††</u>			
Ford LNT8000, 6x4	X		
Ford LNT8000, 6x6	X		
International Harvester IH1850, 6x4	X		
International Harvester IH1850, 6x6	X		
TARADCOM 5-ton HMTT, 8x8		X	
German 5-ton MAN, 4x4			X
M813A1, 6x6	X		
M813 PIP, 6x6	X		
M656, 8x8	X		
M816, 6x6 (Wrecker)	X		
M813A1, 6x6 (Fuel Pods)/M105A2 (Fuel Pod)			X

(Continued)

\* Dynamic relations include: (a) obstacle height - speed at 2.5-g acceleration; (b) RMS elevation - speed at 6-watt absorbed power.

\*\* Simulated using dynamics submodel of the Army Mobility Model.<sup>8</sup>

† Estimated based on dynamics relations established for similar vehicles having similar suspension systems.

†† All vehicles are considered primarily cargo carriers except as noted.

Table 4 (Concluded)

<u>Vehicles</u>	<u>Meas- ured</u>	<u>Simu- lated</u>	<u>Esti- mated</u>
<u>8- to 10-Ton Cargo Trucks††</u>			
TARADCOM 10-ton HMTT, 8x8		X	
TARADCOM 10-ton HMTT, 8x8 (Wrecker)		X	
TARADCOM 10-ton HMTT, 8x8 (Tanker)		X	
Lockheed TDW902, 8x8		X	
German 10-ton MAN, 8x8	X		
M520E1 GOER, 4x4	X		
M559 GOER, 4x4 (Tanker)	X		
M553 GOER, 4x4 (Wrecker)	X		
British Vauxhall MMLC, 4x4			X
<u>Tractor/Trailers</u>			
M757, 8x8/M870 (12-ton)			X
M916, 6x6/M870 (12-ton)			X
M818, 6x6/M127A1C (12-ton)	X		
M818, 6x6/M871 Modified (22-1/2-ton)			X
M818, 6x6/M127A1C (22-1/2-ton)			X
M920, 8x6/M871 Modified (22-1/2-ton)		X	
<u>Tracked Cargo Carriers</u>			
M548E1	X		
M548 (Extended)			X
M113A1 (Extended)			X
<u>Special Vehicles</u>			
VW ILTIS, 4x4			X
Daimler-Benz, 4x4			X
German MAN, 6x6, (7-ton)	X		
M757/M172A1			X
M916/M172A1			X

†† All vehicles are considered primarily cargo carriers except as noted.

Table 5  
Characteristics of Composite Route Networks

<u>Study Area Features</u>	<u>West Germany</u>
Total distance, miles	1678
Number of links*	2184
Average link length, miles	0.77
Composition of network, percent	
Superhighways	3.1
Primary roads	21.1
Secondary roads	61.4
Tertiary roads and trails	14.3
Off-road traverse	<u>0.1</u>
	100.0

---

\* A link is the route joining two route intersections or route end points.

Table 6

Preliminary Quantification of WHEELS Study Definitions of Tactical Mobility<sup>1</sup>

Mobility Level	Operating Distance		Severity of Operation	
	Off-Road Percent	On-Road* Percent	Off-Road* Percent of Terrain Challenged	On-Road Percent of Trails Included
<u>High-high mobility**</u>				
All off-road operation	100	0	100	-
<u>Tactical high mobility</u>				
The highest level of mobility designating the requirement for extensive cross-country maneuverability characteristic of operations in the ground-gaining and fire-support environment	50	50	90	100
<u>Tactical standard mobility</u>				
The second highest level of mobility designating the requirement for occasional cross-country movement	15	85	80	100
<u>Tactical support mobility</u>				
A level of mobility designating the requirement for infrequent off-road operations over selected terrain with the preponderance of movement on primary and secondary roads	5	95	50	50
<u>On-road mobility**</u>				
All on superhighways, primary and secondary roads, and the best tertiary roads and trails	0	100	-	10

\* In terms of percentage of best off-road terrain to be challenged (off-road speed profile).  
 \*\* NOT a WHEELS Study definition.

Table 7

## Summary of Study Vehicles Mobility Rating Speeds for the Tactical Mobility Levels

Vehicles	On-Road			Tactical Support			Tactical Standard			Tactical High			High-High						
	Dry	Wet	Snow	All	Dry	Wet	Snow	All	Dry	Wet	Snow	All	Dry	Wet	Snow	All			
	1/4- to 3/4-Ton Cargo Trucks																		
M51A2, 4x4	28.1	26.5	20.6	24.6	22.5	20.9	17.9	20.3	14.9	11.7	13.0	13.8	7.3	6.5	7.0	6.9	0.8	0.8	0.8
TARADCOM 3/4-ton HMTT, 4x4	31.8	29.4	29.4	30.2	25.8	24.0	20.5	23.2	17.5	16.4	14.8	16.2	9.9	9.1	8.7	9.2	0.9	0.9	0.9
Dodge Ramcharger, 4x4	29.1	27.4	22.6	26.1	23.1	20.8	18.4	20.6	14.5	13.4	12.6	13.5	6.4	5.8	5.9	6.0	0.8	0.8	0.8
American Motors CJ5, 4x4	30.0	28.1	23.9	27.1	22.9	21.2	19.1	21.0	14.8	13.6	13.0	13.8	6.7	6.0	6.1	6.2	0.8	0.8	0.8
FMC XR311, 4x4	30.7	28.3	23.4	27.1	24.3	22.4	19.6	21.9	16.3	14.9	14.0	15.0	7.8	6.9	7.0	7.2	0.8	0.8	0.8
1-1/4-Ton Cargo Trucks																			
M880, 4x4	25.7	24.2	20.2	23.1	20.3	19.2	16.9	18.7	13.4	12.7	11.8	12.6	2.3	2.1	2.1	2.2	0.6	0.6	0.6
M890, 4x2	25.0	24.2	20.2	22.9	20.3	19.2	16.8	18.6	13.3	9.9	11.8	11.5	2.3	1.9	2.1	2.1	0.6	0.6	0.6
M561, 6x6	21.6	20.8	18.3	20.1	18.4	17.6	16.0	17.3	13.8	13.2	12.5	13.2	7.8	7.3	7.3	7.5	0.8	0.8	0.8
2-1/2-Ton Cargo Trucks*																			
M35A2, 6x6	24.8	23.6	13.8	19.3	19.8	18.8	12.4	16.3	14.1	13.4	10.1	12.3	8.2	7.7	6.6	7.4	0.9	0.9	0.9
M35 PIP, 6x6	24.6	23.4	19.8	22.4	19.7	18.6	16.6	18.2	14.1	13.3	12.5	13.3	8.2	7.7	7.6	7.8	1.0	1.0	1.0
Ford LN8000, 4x4	17.9	17.3	5.2	9.8	14.8	14.3	5.1	9.0	10.9	10.6	4.3	7.2	6.6	6.4	1.4	2.9	0.9	0.8	0.5
Dodge W600, 4x4	24.6	23.3	5.9	11.8	20.0	18.9	5.8	10.9	14.3	13.4	4.8	8.5	8.0	7.4	1.5	3.2	0.9	0.9	0.5
International Harvester IH1850, 6x4	15.3	14.9	2.1	4.9	13.1	12.8	2.2	4.9	10.0	9.8	1.4	3.3	5.8	5.2	0.7	1.7	0.8	0.8	0.3
M49AZC, 6x6 (Fuel Servicing)	23.0	22.1	12.8	18.0	19.4	18.6	11.7	15.7	14.2	13.5	9.7	12.1	8.7	8.1	6.7	7.7	0.9	0.9	0.9
German Unimog 416, 4x4	16.6	16.2	11.5	14.4	13.9	13.4	10.3	12.3	10.3	9.8	8.4	9.4	5.6	5.2	4.9	5.2	0.8	0.8	0.7
5-Ton Cargo Trucks*																			
Ford LNT8000, 6x4	22.7	21.7	11.1	16.6	18.3	17.5	10.2	14.3	12.9	9.6	8.3	9.9	5.7	4.6	4.6	4.9	0.8	0.7	0.7
Ford LNT8000, 6x6	24.0	22.8	11.6	17.5	19.3	18.3	10.6	14.9	13.7	12.9	8.8	11.4	7.5	7.0	5.7	6.6	0.8	0.8	0.3
International Harvester IH1850, 6x4	23.3	22.2	2.4	6.0	18.9	17.9	2.5	5.9	12.9	9.5	1.4	3.3	2.1	1.7	0.6	1.1	0.6	0.5	0.3
International Harvester IH1850, 6x6	17.9	17.4	10.4	14.3	14.9	14.4	9.5	12.4	10.9	10.6	7.9	9.6	6.3	6.0	5.2	5.8	0.8	0.8	0.8
TARADCOM 5-ton HMTT, 8x8	23.4	22.4	20.2	21.9	20.1	19.0	17.7	18.9	15.3	14.2	13.7	14.4	9.6	8.5	8.6	8.9	1.2	1.1	1.2
German 5-ton MAN, 4x4	23.5	22.5	16.2	20.2	19.4	18.4	14.3	17.1	13.8	10.1	11.1	11.5	8.4	6.9	7.3	7.5	1.1	1.0	1.1
M813A1, 6x6	20.1	19.4	11.2	15.7	16.4	15.8	10.1	13.4	11.9	9.0	8.4	9.6	7.1	6.1	5.7	6.2	0.9	0.9	0.8
M813 PIP, 6x6	19.9	19.2	11.0	15.5	16.3	15.7	10.0	13.3	11.9	11.4	8.3	10.3	7.1	6.7	5.6	6.4	0.9	0.8	0.8
M656, 8x8	21.0	20.3	17.4	19.4	17.5	16.8	15.0	16.4	13.0	12.5	11.6	12.3	8.1	7.6	7.4	7.7	1.0	1.0	1.0
M816, 6x6 (Wrecker)	18.8	18.2	9.3	13.9	15.6	15.0	8.6	12.1	11.7	8.8	7.3	8.9	7.2	6.0	5.2	6.0	1.0	0.9	0.9
M813A1, 6x6 (Fuel Pods)// M103A2 (Fuel Pod)	25.2	24.0	11.6	17.9	21.0	19.6	10.7	15.6	14.1	10.0	8.7	10.5	8.0	5.7	5.7	6.3	0.9	0.8	0.8

(Continued)

\* All vehicles are considered primarily cargo carriers except as noted.

Table 7 (Concluded)

Vehicles	On-Road			Tactical Support			Tactical Standard			Tactical High			High-High						
	Dry	Wet	Snow	All	Dry	Wet	Snow	All	Dry	Wet	Snow	All	Dry	Wet	Snow	All			
	8- to 10-Ton Cargo Trucks*																		
TARADCOM 10-ton HMTT, 8x8	21.3	20.4	18.6	20.0	17.9	17.1	16.0	17.0	13.3	12.7	12.3	12.8	8.3	7.8	7.9	8.0	1.1	1.1	1.1
TARADCOM 10-ton HMTT, 8x8 (Wrecker)	21.5	20.6	18.3	20.0	18.0	17.2	16.1	17.1	13.3	12.7	12.4	12.8	8.3	7.7	7.9	8.0	1.0	1.0	1.0
TARADCOM 10-ton HMTT, 8x8 (Tanker)	21.4	20.6	18.9	20.3	18.0	17.2	16.2	17.1	13.5	12.7	12.4	12.9	8.6	7.8	8.0	8.1	1.1	1.1	1.1
Lockheed TDW902, 8x8	23.6	22.5	18.1	21.1	20.6	19.2	16.3	18.5	16.2	14.4	13.0	14.4	10.0	8.4	8.4	8.9	1.9	1.8	1.8
German 10-ton MAN, 8x8	31.3	20.5	18.2	22.1	18.1	17.2	15.9	17.0	13.5	9.8	12.2	11.6	8.5	6.9	7.9	7.7	1.1	1.0	1.1
M520E1 GOER, 4x4	18.7	18.1	13.7	16.5	15.7	14.7	12.1	14.0	11.2	8.4	9.3	9.5	6.5	5.3	5.8	5.8	2.0	1.7	2.0
M559 GOER, 4x4 (Tanker)	18.2	17.6	13.2	16.0	15.4	14.5	11.6	13.6	11.0	8.3	9.0	9.3	6.4	5.4	5.6	5.8	2.0	1.6	1.9
M553 GOER, 4x4 (Wrecker)	18.2	17.6	13.2	16.0	15.4	14.5	11.7	13.7	11.1	8.3	9.0	9.3	6.5	5.4	5.7	5.8	2.1	1.7	2.0
British Vauxhall MMLC, 4x4	21.7	1.8	1.8	2.6	18.2	0.6	12.5	1.7	13.3	0.3	10.1	0.9	8.3	0.2	6.9	0.6	0.9	0.1	0.9
M757, 8x8/M870 (12-ton)	16.2	16.2	2.7	6.1	14.5	13.8	2.8	6.0	11.2	5.6	1.9	3.8	7.1	1.5	0.9	1.6	0.9	0.5	0.4
M916, 6x6/M870 (12-ton)	16.0	15.6	10.6	13.6	13.6	13.1	9.6	11.8	10.0	7.4	7.3	8.1	6.0	3.1	2.6	3.4	0.9	0.7	0.7
M818, 6x6/M127A1C (12-ton)	13.9	13.6	0.6	1.7	12.1	11.7	0.6	1.6	9.6	6.4	0.4	1.1	6.5	3.0	0.3	0.8	1.0	0.6	0.1
M818, 6x6/M871 Modified (22-1/2-ton)	13.0	12.6	2.1	4.7	11.4	10.6	2.2	4.7	9.0	5.3	1.4	3.0	4.7	1.2	0.6	1.1	0.7	0.5	0.3
M818, 6x6/M127A1C (22-1/2-ton)	13.2	12.7	2.2	4.9	11.6	6.8	2.3	4.5	9.1	1.2	1.5	1.9	4.8	0.4	0.6	0.7	0.7	0.2	0.3
M920, 8x6/M871 Modified (22-1/2-ton)	15.4	15.0	1.3	3.3	13.0	12.4	1.4	3.4	9.5	3.1	0.7	1.6	4.6	0.9	0.3	0.6	0.7	0.4	0.2
M548E1	24.8	22.8	22.1	23.2	22.0	20.1	19.9	20.6	17.0	15.4	15.6	16.0	11.5	9.8	10.8	10.6	1.4	1.0	1.3
M548 (Extended)	23.2	22.2	20.7	22.0	20.3	19.3	18.5	19.3	15.6	14.7	14.4	14.9	10.8	10.0	10.2	10.3	1.3	1.2	1.2
M113A1 (Extended)	25.2	23.6	22.4	23.7	22.8	21.4	20.7	21.6	18.1	16.8	16.6	17.1	12.7	11.2	11.7	11.8	1.6	1.5	1.4
VW ILTIS, 4x4	28.0	26.5	18.4	23.5	22.7	21.2	16.7	19.8	14.7	13.5	12.5	13.5	6.8	6.2	6.7	6.6	0.8	0.8	0.9
Daimler-Benz, 4x4	19.3	18.8	13.4	16.7	16.1	15.4	11.9	14.2	11.9	11.3	9.5	10.8	7.3	6.8	6.3	6.8	0.9	0.9	0.9
German MAN, 6x6 (7-ton)	22.4	21.6	18.5	20.7	18.7	17.8	15.9	17.4	13.5	10.0	12.0	11.7	8.4	7.0	7.8	7.7	1.2	1.0	1.1
M757/M172A1	16.7	16.1	2.1	5.0	14.5	13.2	2.2	5.0	11.2	7.4	1.4	3.2	7.1	2.0	0.6	1.3	0.9	0.6	0.3
M916/M172A1	16.0	15.6	4.7	8.8	13.6	13.1	4.7	8.3	10.0	7.4	3.7	5.9	6.0	3.0	1.3	2.4	0.9	0.7	0.5

\* All vehicles are considered primarily cargo carriers except as noted.

\*\* Study vehicles added during study were included as "special vehicles" and are not listed according to payload.



Table 8 (Concluded)

Vehicles	On-Road			Tactical Support			8- to 10-Ton Cargo Trucks*			Tactical Standard			Tactical High			High-High					
	Dry	Wet	Snow	All	Dry	Wet	Snow	All	Dry	Wet	Snow	All	Dry	Wet	Snow	All	Dry	Wet	Snow	All	
TARADCOM 10-ton HMTT, 8x8	11.3	10.9	9.9	10.6	9.5	9.1	8.5	9.0	7.1	6.8	6.5	6.8	4.4	4.1	4.2	4.3	4.6	4.1	4.2	4.3	4.3
TARADCOM 10-ton HMTT, 8x8 (Wrecker)	11.4	11.0	9.7	10.6	9.6	9.2	8.6	9.1	7.1	6.8	6.6	6.8	4.4	4.1	4.2	4.3	4.6	4.1	4.2	4.3	4.3
TARADCOM 10-ton HMTT, 8x8 (Tanker)	11.4	11.0	10.1	10.8	9.6	9.2	8.6	9.1	7.2	6.8	6.6	6.9	4.6	4.1	4.3	4.3	4.6	4.1	4.3	4.3	4.3
Lockheed TDW902, 8x8	12.6	12.0	9.6	11.2	11.0	10.2	8.7	9.8	8.6	7.7	6.9	7.7	5.3	4.5	4.5	4.7	1.0	1.0	1.0	1.0	1.0
German 10-ton MAN, 8x8	16.7	10.9	9.7	11.8	9.6	9.2	8.5	9.0	7.2	5.2	6.5	6.2	4.5	3.7	4.2	4.1	1.6	1.6	1.6	1.6	1.6
M520E1 GOER, 4x4	9.9	9.6	7.3	8.8	8.4	7.8	6.4	7.4	6.0	4.5	4.9	5.1	3.5	2.8	3.1	3.1	1.1	1.1	1.1	1.1	1.1
M559 GOER, 4x4 (Tanker)	9.7	9.4	7.0	8.5	8.2	7.7	6.2	7.2	5.9	4.4	4.8	4.9	3.4	2.9	3.0	3.1	1.1	1.1	1.1	1.1	1.1
M553 GOER, 4x4 (Wrecker)	9.7	9.4	7.0	8.5	8.2	7.7	6.2	7.3	5.9	4.4	4.8	4.9	3.5	2.9	3.0	3.1	1.1	1.1	1.1	1.1	1.1
British Vauxhall NMLC, 4x4	11.5	1.0	1.0	1.4	9.7	3	6.7	9	7.1	2	5.4	5	4.4	1	3.7	3	1.5	1	3.7	3	1.5
<b>Tractor/Trailers</b>																					
M757, 8x8/M870 (12-ton)	8.6	8.6	1.4	3.2	7.7	7.3	1.5	3.2	6.0	3.0	1.0	2.0	3.8	.8	.5	.9	.5	.3	.2	.3	.2
M916, 6x6/M870 (12-ton)	8.5	8.3	5.6	7.2	7.2	7.0	5.1	6.3	5.3	3.9	3.9	4.3	3.2	1.6	1.4	1.8	.5	.4	.4	.4	.4
M818, 6x6/M127A1C (12-ton)	7.4	7.2	.3	.9	6.4	6.2	.3	.9	5.1	3.4	.2	.6	3.5	1.6	.2	.4	.5	.3	.1	.1	.1
M818, 6x6/M871 Modified (22-1/2-ton)	6.9	6.7	1.1	2.5	6.1	5.6	1.2	2.5	4.8	2.8	.7	1.6	2.5	.6	.3	.6	.4	.3	.2	.2	.2
M818, 6x6/M127A1C (22-1/2-ton)	7.0	6.8	1.2	2.6	6.2	3.6	1.2	2.4	4.8	.6	.8	1.0	2.6	.2	.3	.4	.4	.4	.1	.2	.2
M920, 8x6/M871 Modified (22-1/2-ton)	8.2	8.0	.7	1.8	6.9	6.6	.7	1.8	5.1	1.6	.4	.9	2.4	.5	.2	.3	.4	.4	.2	.1	.2
<b>Tracked Cargo Carriers</b>																					
M548E1	13.2	12.1	11.8	12.3	11.7	10.7	10.6	11.0	9.0	8.2	8.3	8.5	6.1	5.2	5.7	5.6	7	5.6	7	5	7
M548 (Extended)	12.3	11.8	11.0	11.7	10.8	10.3	9.8	10.3	8.3	7.8	7.7	7.9	5.7	5.3	5.4	5.5	7	5.6	7	6	6
M113A1 (Extended)	13.4	12.6	11.9	12.6	12.1	11.4	11.0	11.5	9.6	8.9	8.8	9.1	6.8	6.0	6.2	6.3	9	6.3	9	8	8
<b>Special Vehicles**</b>																					
VW ILLIS, 4x4	14.9	14.1	9.8	12.5	12.1	11.3	8.9	10.5	7.8	7.2	6.7	7.2	3.6	3.3	3.6	3.5	4	3.6	3.3	3.6	3.5
Daimler-Benz, 4x4	10.3	10.0	7.1	8.9	8.6	8.2	6.3	7.6	6.3	6.0	5.1	5.7	3.9	3.6	3.4	3.6	5	3.6	3.4	3.6	3.5
German MAN, 6x6 (7-ton)	11.9	11.5	9.8	11.0	9.9	9.5	8.5	9.3	7.2	5.3	6.4	6.2	4.5	3.7	4.1	4.1	4.1	4.1	4.1	4.1	4.1
M757/M172A1	8.9	8.6	1.1	2.7	7.7	7.0	1.2	2.7	6.0	3.9	0.7	1.7	3.8	1.1	0.3	0.7	5	3	2	3	3
M916/M172A1	8.5	8.3	2.5	4.7	7.2	7.0	2.5	4.4	5.3	3.9	2.0	3.1	3.2	1.6	0.7	1.3	5	3	2	3	3

\* All vehicles are considered primarily cargo carriers except as noted.

\*\* Study vehicles added during study were included as "special vehicles" and are not listed according to payload.

Table 9

Comparison of Mobility Performance of Selected Study Vehicles  
With the Mobility Performance of the M151A2  
On-Road Mobility Level

Vehicles	Mobility Rating Speed mph	Percent of M151A2 Mobility Rating Speed	Missions Completed in 10 Hours
<u>Dry condition</u>			
TARADCOM 3/4-ton HMTT, 4x4	31.8	113.2	16.9
FMC XR311, 4x4	30.7	109.3	16.3
American Motors CJ5, 4x4	30.0	106.8	16.0
Dodge Ramcharger, 4x4	29.1	103.6	15.5
M151A2, 4x4	28.1	100.0	14.9
<u>Wet condition</u>			
TARADCOM 3/4-ton HMTT, 4x4	29.4	110.9	15.6
FMC XR311, 4x4	28.3	106.8	15.1
American Motors CJ5, 4x4	28.1	106.0	14.9
Dodge Ramcharger, 4x4	27.4	103.4	14.6
M151A2, 4x4	26.5	100.0	14.1
<u>Snow condition</u>			
TARADCOM 3/4-ton HMTT, 4x4	29.4	142.7	15.6
American Motors CJ5, 4x4	23.9	116.0	12.7
FMC XR311, 4x4	23.4	113.6	12.4
Dodge Ramcharger, 4x4	22.6	109.7	12.0
M151A2, 4x4	20.6	100.0	11.0

Table 10

Comparison of Mobility Performance of Selected Study Vehicles  
With the Mobility Performance of the M151A2  
Tactical Support Mobility Level

Vehicles	Mobility Rating Speed mph	Percent of M151A2 Mobility Rating Speed	Missions Completed in 10 Hours
<u>Dry condition</u>			
TARADCOM 3/4-ton HMTT, 4x4	25.8	114.7	13.7
FMC XR311, 4x4	24.3	108.0	12.9
Dodge Ramcharger, 4x4	23.1	102.7	12.3
American Motors CJ5, 4x4	22.9	101.8	12.2
M151A2, 4x4	22.5	100.0	12.0
<u>Wet condition</u>			
TARADCOM 3/4-ton HMTT, 4x4	24.0	114.8	12.8
FMC XR311, 4x4	22.4	107.2	11.9
American Motors CJ5, 4x4	21.2	101.4	11.3
M151A2, 4x4	20.9	100.0	11.1
Dodge Ramcharger, 4x4	20.8	99.5	11.1
<u>Snow condition</u>			
TARADCOM 3/4-ton HMTT, 4x4	20.5	114.5	10.9
FMC XR311, 4x4	19.6	109.5	10.4
American Motors CJ5, 4x4	19.1	106.7	10.2
Dodge Ramcharger, 4x4	18.4	102.8	9.8
M151A2, 4x4	17.9	100.0	9.5

Table 11

Comparison of Mobility Performance of Selected Study Vehicles  
With the Mobility Performance of the M151A2  
Tactical Standard Mobility Level

<u>Vehicles</u>	<u>Mobility Rating Speed, mph</u>	<u>Percent of M151A2 Mobility Rating Speed</u>	<u>Missions Completed in 10 Hours</u>
<u>Dry condition</u>			
TARADCOM 3/4-ton HMTT, 4x4	17.5	117.5	9.3
FMC XR311, 4x4	16.3	109.4	8.7
M151A2, 4x4	14.9	100.0	7.9
American Motors CJ5, 4x4	14.8	99.3	7.9
Dodge Ramcharger, 4x4	14.5	97.3	7.7
<u>Wet condition</u>			
TARADCOM 3/4-ton HMTT, 4x4	16.4	119.7	8.7
FMC XR311, 4x4	14.9	108.8	7.9
M151A2, 4x4	13.7	100.0	7.3
American Motors CJ5, 4x4	13.6	99.3	7.2
Dodge Ramcharger	13.4	97.8	7.1
<u>Snow condition</u>			
TARADCOM 3/4-ton HMTT, 4x4	14.8	113.8	7.9
FMC XR311, 4x4	14.0	107.7	7.4
M151A2, 4x4	13.0	100.0	6.9
American Motors CJ5, 4x4	13.0	100.0	6.9
Dodge Ramcharger, 4x4	12.6	96.9	6.7

Table 12

Comparison of Mobility Performance of Selected Study Vehicles  
With the Mobility Performance of the M151A2  
Tactical High Mobility Level

Vehicles	Mobility Rating Speed mph	Percent of M151A2 Mobility Rating Speed	Missions Completed in 10 Hours
<u>Dry condition</u>			
TARADCOM 3/4-ton HMTT, 4x4	9.9	135.6	5.3
FMC XR311, 4x4	7.8	106.8	4.2
M151A2, 4x4	7.3	100.0	3.9
American Motors CJ5, 4x4	6.7	91.8	3.6
Dodge Ramcharger, 4x4	6.4	87.7	3.4
<u>Wet condition</u>			
TARADCOM 3/4-ton HMTT, 4x4	9.1	140.0	4.8
FMC XR311, 4x4	6.9	106.2	3.7
M151A2, 4x4	6.5	100.0	3.5
American Motors CJ5, 4x4	6.0	92.3	3.2
Dodge Ramcharger, 4x4	5.8	89.2	3.1
<u>Snow condition</u>			
TARADCOM 3/4-ton HMTT, 4x4	8.7	124.3	4.6
M151A2, 4x4	7.0	100.0	3.7
FMC XR311, 4x4	7.0	100.0	3.7
American Motors CJ5, 4x4	6.1	87.1	3.2
Dodge Ramcharger, 4x4	5.9	84.3	3.1

Table 13

Comparison of Mobility Performance of Selected Study Vehicles  
With the Mobility Performance of the M151A2  
High-High Mobility Level

<u>Vehicles</u>	<u>Mobility Rating Speed mph</u>	<u>Percent of M151A2 Mobility Rating Speed</u>	<u>Missions Completed in 10 Hours</u>
<u>Dry condition</u>			
TARADCOM 3/4-ton HMTT, 4x4	0.9	112.5	0.5
Dodge Ramcharger, 4x4	0.8	100.0	0.4
American Motors CJ5, 4x4	0.8	100.0	0.4
FMC XR311, 4x4	0.8	100.0	0.4
M151A2, 4x4	0.8	100.0	0.4
<u>Wet condition</u>			
TARADCOM 3/4-ton HMTT 4x4	0.9	112.5	0.5
M151A2, 4x4	0.8	100.0	0.4
FMC XR311, 4x4	0.8	100.0	0.4
American Motors CJ5, 4x4	0.8	100.0	0.4
Dodge Ramcharger, 4x4	0.8	100.0	0.4
<u>Snow condition</u>			
TARADCOM 3/4-ton HMTT, 4x4	0.9	112.5	0.5
M151A2, 4x4	0.8	100.0	0.4
Dodge Ramcharger, 4x4	0.8	100.0	0.4
American Motors CJ5, 4x4	0.8	100.0	0.4
FMC XR311, 4x4	0.8	100.0	0.4

Table 14

Comparison of Mobility Performance of Selected Study Vehicles  
With the Mobility Performance of the M561  
On-Road Mobility Level

Vehicles	Mobility Rating Speed mph	Percent of M561 Mobility Rating Speed	Missions Completed in 10 Hours
<u>Dry condition</u>			
TARADCOM 3/4-ton HMTT, 4x4	31.8	147.2	16.9
FMC XR311, 4x4	30.7	142.1	16.3
American Motors CJ5, 4x4	30.0	138.9	16.0
Dodge Ramcharger, 4x4	29.1	134.7	15.5
M151A2, 4x4	28.1	130.1	14.9
M880, 4x4	25.7	119.0	13.7
M890, 4x2	25.0	115.7	13.3
M561, 6x6	21.6	100.0	11.5
<u>Wet condition</u>			
TARADCOM 3/4-ton HMTT, 4x4	29.4	141.3	15.6
FMC XR311, 4x4	28.3	136.1	15.1
American Motors CJ5, 4x4	28.1	135.1	14.9
Dodge Ramcharger, 4x4	27.4	131.7	14.6
M151A2, 4x4	26.5	127.4	14.1
M890, 4x2	24.2	116.3	12.9
M880, 4x4	24.2	116.3	12.9
M561, 6x6	20.8	100.0	11.1
<u>Snow condition</u>			
TARADCOM 3/4-ton HMTT, 4x4	29.4	160.7	15.6
American Motors CJ5, 4x4	23.9	130.6	12.7
FMC XR311, 4x4	23.4	127.9	12.4
Dodge Ramcharger, 4x4	22.6	123.5	12.0
M151A2, 4x4	20.6	112.6	11.0
M880, 4x4	20.2	110.4	10.7
M890, 4x2	20.2	110.4	10.7
M561, 6x6	18.3	100.0	9.7

Table 15

Comparison of Mobility Performance of Selected Study Vehicles  
With the Mobility Performance of the M561  
Tactical Support Mobility Level

Vehicles	Mobility Rating Speed mph	Percent of M561 Mobility Rating Speed	Missions Completed in 10 Hours
<u>Dry condition</u>			
TARADCOM 3/4-ton HMTT, 4x4	25.8	140.2	13.7
FMC XR311, 4x4	24.3	132.1	12.9
Dodge Ramcharger, 4x4	23.1	125.5	12.3
American Motors CJ5, 4x4	22.9	124.5	12.2
M151A2, 4x4	22.5	122.3	12.0
M890, 4x2	20.3	110.3	10.8
M880, 4x4	20.3	110.3	10.8
M561, 6x6	18.4	100.0	9.8
<u>Wet condition</u>			
TARADCOM 3/4-ton HMTT, 4x4	24.0	136.4	12.8
FMC XR311, 4x4	22.4	127.3	11.9
American Motors CJ5, 4x4	21.2	120.5	11.3
M151A2, 4x4	20.9	118.8	11.1
Dodge Ramcharger, 4x4	20.8	118.2	11.1
M880, 4x4	19.2	109.1	10.2
M890, 4x2	19.2	109.1	10.2
M561, 6x6	17.6	100.0	9.4
<u>Snow condition</u>			
TARADCOM 3/4-ton HMTT, 4x4	20.5	128.1	10.9
FMC XR311, 4x4	19.6	122.5	10.4
American Motors CJ5, 4x4	19.1	119.4	10.2
Dodge Ramcharger, 4x4	18.4	115.0	9.8
M151A2, 4x4	17.9	111.9	9.5
M880, 4x4	16.9	105.6	9.0
M890, 4x2	16.8	105.0	8.9
M561, 6x6	16.0	100.0	8.5

Table 16

Comparison of Mobility Performance of Selected Study Vehicles  
With the Mobility Performance of the M561  
Tactical Standard Mobility Level

Vehicles	Mobility Rating Speed mph	Percent of M561 Mobility Rating Speed	Missions Completed in 10 Hours
<u>Dry condition</u>			
TARADCOM 3/4-ton HMTT, 4x4	17.5	126.8	9.3
FMC XR311, 4x4	16.3	118.1	8.7
M151A2, 4x4	14.9	108.0	7.9
American Motors CJ5, 4x4	14.8	107.2	7.9
Dodge Ramcharger, 4x4	14.5	105.1	7.7
M561, 6x6	13.8	100.0	7.3
M880, 4x4	13.4	97.1	7.1
M890, 4x2	13.3	96.4	7.1
<u>Wet condition</u>			
TARADCOM 3/4-ton HMTT, 4x4	16.4	124.2	8.7
FMC XR311, 4x4	14.9	112.9	7.9
M151A2, 4x4	13.7	103.8	7.3
American Motors CJ5, 4x4	13.6	103.0	7.2
Dodge Ramcharger, 4x4	13.4	101.5	7.1
M561, 6x6	13.2	100.0	7.0
M880, 4x4	12.7	96.2	6.8
M890, 4x2	9.9	75.0	5.3
<u>Snow condition</u>			
TARADCOM 3/4-ton HMTT, 4x4	14.8	118.4	7.9
FMC XR311, 4x4	14.0	112.0	7.4
M151A2, 4x4	13.0	104.0	6.9
American Motors CJ5, 4x4	13.0	104.0	6.9
Dodge Ramcharger, 4x4	12.6	100.8	6.7
M561, 6x6	12.5	100.0	6.6
M890, 4x2	11.8	94.4	6.3
M880, 4x4	11.8	94.4	6.3

Table 17

Comparison of Mobility Performance of Selected Study Vehicles  
With the Mobility Performance of the M561  
Tactical High Mobility Level

Vehicles	Mobility Rating Speed mph	Percent of M561 Mobility Rating Speed	Missions Completed in 10 Hours
<u>Dry condition</u>			
TARADCOM 3/4-ton HMTT, 4x4	9.9	126.9	5.3
M561, 6x6	7.8	100.0	4.2
FMC XR311, 4x4	7.8	100.0	4.2
M151A2, 4x4	7.3	93.6	3.9
American Motors CJ5, 4x4	6.7	85.9	3.6
Dodge Ramcharger, 4x4	6.4	82.1	3.4
M880, 4x4	2.3	29.5	1.2
M890, 4x2	2.3	29.5	1.2
<u>Wet condition</u>			
TARADCOM 3/4-ton HMTT, 4x4	9.1	124.7	4.8
M561, 6x6	7.3	100.0	3.9
FMC XR311, 4x4	6.9	94.5	3.7
M151A2, 4x4	6.5	89.0	3.5
American Motors CJ5, 4x4	6.0	82.2	3.2
Dodge Ramcharger, 4x4	5.8	79.5	3.1
M880, 4x4	2.1	28.8	1.1
M890, 4x2	1.9	26.0	1.0
<u>Snow condition</u>			
TARADCOM 3/4-ton HMTT, 4x4	8.7	119.2	4.6
M561, 6x6	7.3	100.0	3.9
M151A2, 4x4	7.0	95.9	3.7
FMC XR311, 4x4	7.0	95.9	3.7
American Motors CJ5, 4x4	6.1	83.6	3.2
Dodge Ramcharger, 4x4	5.9	80.8	3.1
M890, 4x2	2.1	28.8	1.1
M880, 4x4	2.1	28.8	1.1

Table 18

Comparison of Mobility Performance of Selected Study Vehicles  
With the Mobility Performance of the M561  
High-High Mobility Level

<u>Vehicles</u>	<u>Mobility Rating Speed mph</u>	<u>Percent of M561 Mobility Rating Speed</u>	<u>Missions Completed in 10 Hours</u>
<u>Dry condition</u>			
TARADCOM 3/4-ton HMTT, 4x4	0.9	112.5	0.5
Dodge Ramcharger, 4x4	0.8	100.0	0.4
American Motors CJ5, 4x4	0.8	100.0	0.4
FMC XR311, 4x4	0.8	100.0	0.4
M561, 6x6	0.8	100.0	0.4
M151A2, 4x4	0.8	100.0	0.4
M880, 4x4	0.6	75.0	0.3
M890, 4x2	0.6	75.0	0.3
<u>Wet condition</u>			
TARADCOM 3/4-ton HMTT, 4x4	0.9	112.5	0.5
M151A2, 4x4	0.8	100.0	0.4
M561, 6x6	0.8	100.0	0.4
FMC XR311, 4x4	0.8	100.0	0.4
American Motors CJ5, 4x4	0.8	100.0	0.4
Dodge Ramcharger, 4x4	0.8	100.0	0.4
M890, 4x2	0.6	75.0	0.3
M880, 4x4	0.6	75.0	0.3
<u>Snow condition</u>			
TARADCOM 3/4-ton HMTT, 4x4	0.9	112.5	0.5
M151A2, 4x4	0.8	100.0	0.4
Dodge Ramcharger, 4x4	0.8	100.0	0.4
American Motors CJ5, 4x4	0.8	100.0	0.4
FMC XR311, 4x4	0.8	100.0	0.4
M561, 6x6	0.8	100.0	0.4
M880, 4x4	0.6	75.0	0.3
M890, 4x2	0.6	75.0	0.3

Table 19

Comparison of Mobility Performance of Selected Study Vehicles  
With the Mobility Performance of the M35A2  
On-Road Mobility Level

<u>Vehicles</u>	<u>Mobility Rating Speed mph</u>	<u>Percent of M35A2 Mobility Rating Speed</u>	<u>Missions Completed in 10 Hours</u>
<u>Dry condition</u>			
M35A2, 6x6	24.8	100.0	13.2
Dodge W600, 4x4	24.6	99.2	13.1
M35PIP, 6x6	24.6	99.2	13.1
M49A2C, 6x6 (Fuel Servicing)	23.0	92.7	12.2
Ford LN8000, 4x4	17.9	72.2	9.5
German Unimog 416, 4x4	16.6	66.9	8.8
International Harvester IH1750, 4x4	15.3	61.7	8.1
<u>Wet condition</u>			
M35A2, 6x6	23.6	100.0	12.6
M35PIP, 6x6	23.4	99.2	12.4
Dodge W600, 4x4	23.3	98.7	12.4
M49A2C, 6x6 (Fuel Servicing)	22.1	93.6	11.8
Ford LN8000, 4x4	17.3	73.3	9.2
German Unimog 416, 4x4	16.2	68.6	8.6
International Harvester, IH1750, 4x4	14.9	63.1	7.9
<u>Snow condition</u>			
M35PIP, 6x6	19.8	143.5	10.5
M35A2, 6x6	13.8	100.0	7.3
M49A2C, 6x6 (Fuel Servicing)	12.8	92.8	6.8
German Unimog 416, 4x4	11.5	83.3	6.1
Dodge W600, 4x4	5.9	42.8	3.1
Ford LN8000, 4x4	5.2	37.7	2.8
International Harvester IH1750, 4x4	2.1	15.2	1.1

Table 20

Comparison of Mobility Performance of Selected Study Vehicles  
With the Mobility Performance of the M35A2  
Tactical Support Mobility Level

Vehicles	Mobility Rating Speed mph	Percent of M35A2 Mobility Rating Speed	Missions Completed in 10 Hours
<u>Dry condition</u>			
Dodge W600, 4x4	20.0	101.0	10.6
M35A2, 6x6	19.8	100.0	10.5
M35PIP, 6x6	19.7	99.5	10.5
M49A2C, 6x6 (Fuel Servicing)	19.4	98.0	10.3
Ford LN8000, 4x4	14.8	74.7	7.9
German Unimog 416, 4x4	13.9	70.2	7.4
International Harvester IH1750, 4x4	13.1	66.2	7.0
<u>Wet condition</u>			
Dodge W600, 4x4	18.9	100.5	10.1
M35A2, 6x6	18.8	100.0	10.0
M49A2C, 6x6 (Fuel Servicing)	18.6	98.9	9.9
M35PIP, 6x6	18.6	98.9	9.9
Ford LN8000, 4x4	14.3	76.1	7.6
German Unimog 416, 4x4	13.4	71.3	7.1
International Harvester, IH1750, 4x4	12.8	68.1	6.8
<u>Snow condition</u>			
M35PIP, 6x6	16.6	133.9	8.8
M35A2, 6x6	12.4	100.0	6.6
M49A2C, 6x6 (Fuel Servicing)	11.7	94.4	6.2
German Unimog 416, 4x4	10.3	83.1	5.5
Dodge W600, 4x4	5.8	46.8	3.1
Ford LN8000, 4x4	5.1	41.1	2.7
International Harvester IH1750, 4x4	2.2	17.7	1.2

Table 21

Comparison of Mobility Performance of Selected Study Vehicles  
With the Mobility Performance of the M35A2  
Tactical Standard Mobility Level

Vehicles	Mobility Rating Speed mph	Percent of M35A2 Mobility Rating Speed	Missions Completed in 10 Hours
<u>Dry condition</u>			
Dodge W600, 4x4	14.3	101.4	7.6
M49A2C, 6x6 (Fuel Servicing)	14.2	100.7	7.5
M35A2, 6x6	14.1	100.0	7.5
M35PIP, 6x6	14.1	100.0	7.5
Ford LN8000, 4x4	10.9	77.3	5.8
German Unimog 416, 4x4	10.3	73.0	5.5
International Harvester IH1750, 4x4	10.0	70.9	5.3
<u>Wet condition</u>			
M49A2C, 6x6 (Fuel Servicing)	13.5	100.7	7.1
M35A2, 6x6	13.4	100.0	7.1
Dodge W600, 4x4	13.4	100.0	7.1
M35PIP, 6x6	13.3	99.3	7.1
Ford LN8000, 4x4	10.6	79.1	5.6
International Harvester IH1750, 4x4	9.8	73.1	5.2
German Unimog 416, 4x4	9.8	73.1	5.2
<u>Snow condition</u>			
M35PIP, 6x6	12.5	123.8	6.6
M35A2, 6x6	10.1	100.0	5.4
M49A2C, 6x6 (Fuel Servicing)	9.7	96.0	5.4
German Unimog 416, 4x4	8.4	83.2	4.5
Dodge W600, 4x4	4.8	47.5	2.6
Ford LN8000, 4x4	4.3	42.6	2.3
International Harvester IH1750, 4x4	1.4	13.9	0.7

Table 22

Comparison of Mobility Performance of Selected Study Vehicles  
With the Mobility Performance of the M35A2  
Tactical High Mobility Level

Vehicles	Mobility Rating Speed mph	Percent of M35A2 Mobility Rating Speed	Missions Completed in 10 Hours
<u>Dry condition</u>			
M49A2C, 6x6 (Fuel Servicing)	8.7	106.1	4.6
M35A2, 6x6	8.2	100.0	4.4
M35PIP, 6x6	8.2	100.0	4.4
Dodge W600, 4x4	8.0	97.6	4.2
Ford LN8000, 4x4	6.6	80.5	3.5
International Harvester IH1750, 4x4	5.8	70.7	3.1
German Unimog 416, 4x4	5.6	68.3	3.0
<u>Wet condition</u>			
M49A2C, 6x6 (Fuel Servicing)	8.1	105.2	4.1
M35PIP, 6x6	7.7	100.0	4.1
M35A2, 6x6	7.7	100.0	4.1
Dodge W600, 4x4	7.4	96.1	3.9
Ford LN8000, 4x4	6.4	83.1	3.4
German Unimog 416, 4x4	5.2	67.5	2.8
International Harvester IH1750, 4x4	5.2	67.5	2.8
<u>Snow condition</u>			
M35PIP, 6x6	7.6	115.2	4.0
M49A2C, 6x6 (Fuel Servicing)	6.7	101.5	3.5
M35A2, 6x6	6.6	100.0	3.5
German Unimog 416, 4x4	4.9	74.2	2.6
Dodge W600, 4x4	1.5	22.7	0.8
Ford LN8000, 4x4	1.4	21.2	0.7
International Harvester IH1750, 4x4	0.7	10.6	0.4

Table 23

Comparison of Mobility Performance of Selected Study Vehicles  
With the Mobility Performance of the M35A2  
High-High Mobility Level

Vehicles	Mobility Rating Speed mph	Percent of M35A2 Mobility Rating Speed	Missions Completed in 10 Hours
<u>Dry condition</u>			
M35PIP, 6x6	1.0	111.1	0.5
Ford LN8000, 4x4	0.9	100.0	0.5
Dodge W600, 4x4	0.9	100.0	0.5
M35A2, 6x6	0.9	100.0	0.5
M49A2C, 6x6 (Fuel Servicing)	0.9	100.0	0.5
International Harvester IH1750, 4x4	0.8	88.9	0.4
German Unimog 416, 4x4	0.8	88.9	0.4
<u>Wet condition</u>			
M35PIP, 6x6	1.0	111.1	0.5
M49A2C, 6x6 (Fuel Servicing)	0.9	100.0	0.5
M35A2, 6x6	0.9	100.0	0.5
Dodge W600, 4x4	0.9	100.0	0.5
German Unimog 416, 4x4	0.8	88.9	0.4
International Harvester IH1750, 4x4	0.8	88.9	0.4
Ford LN8000, 4x4	0.8	88.9	0.4
<u>Snow condition</u>			
M35PIP, 6x6	1.0	111.1	0.5
M35A2, 6x6	0.9	100.0	0.5
M49A2C, 6x6 (Fuel Servicing)	0.9	100.0	0.5
German Unimog 416, 4x4	0.7	77.8	0.4
Ford LN8000, 4x4	0.5	55.6	0.3
Dodge W600, 4x4	0.5	55.6	0.3
International Harvester IH1750, 4x4	0.3	33.3	0.2

Table 24

Comparison of Mobility Performance of Selected Study Vehicles  
With the Mobility Performance of the M813A1  
On-Road Mobility Level

Vehicles	Mobility Rating Speed mph	Percent of M813A1 Mobility Rating Speed	Missions Completed in 10 Hours
<u>Dry condition</u>			
M813A1, 6x6 (Fuel Pods)/M105A2 (Fuel Pod)	25.2	125.4	13.4
Ford LNT8000, 6x6	24.0	119.4	12.8
German 5-ton MAN, 4x4	23.5	116.9	12.5
TARADCOM 5-ton HMTT, 8x8	23.4	116.4	12.4
International Harvester IH1850, 6x4	23.3	115.9	12.4
Ford LNT8000, 6x4	22.7	112.9	12.1
M656, 8x8	21.0	104.5	11.2
M813A1, 6x6	20.1	100.0	10.7
M813PIP, 6x6	19.9	99.0	10.6
M816, 6x6 (Wrecker)	18.8	93.5	10.0
International Harvester IH1850, 6x6	17.9	89.1	9.5
<u>Wet condition</u>			
M813A1, 6x6 (Fuel Pods)/M105A2 (Fuel Pod)	24.0	123.7	12.8
Ford LNT8000, 6x6	22.8	117.5	12.1
German 5-ton MAN, 4x4	22.5	116.0	12.0
TARADCOM 5-ton HMTT, 8x8	22.4	115.5	11.9
International Harvester IH1850, 6x4	22.2	114.4	11.8
Ford LNT8000, 6x4	21.7	111.9	11.5
M656, 8x8	20.3	104.6	10.8
M813A1, 6x6	19.4	100.0	10.3
M813PIP, 6x6	19.2	99.0	10.2
M816, 6x6 (Wrecker)	18.2	93.8	9.7
International Harvester IH1850, 6x6	17.4	89.7	9.3

(Continued)

Table 24 (Concluded)

Vehicles	Mobility Rating Speed mph	Percent of M813A1 Mobility Rating Speed	Missions Completed in 10 Hours
		<u>Snow condition</u>	
TARADCOM 5-ton HMTT, 8x8	20.2	180.4	10.7
M656, 8x8	17.4	155.4	9.3
German 5-ton MAN, 4x4	16.2	144.6	8.6
Ford LNT8000, 6x6	11.6	103.6	6.2
M813A1, 6x6 (Fuel Pods)/M105A2 (Fuel Pod)	11.6	103.6	6.2
M813A1, 6x6	11.2	100.0	6.0
Ford LNT8000, 6x4	11.1	99.1	5.9
M813PIP, 6x6	11.0	98.0	5.8
International Harvester IH1850, 6x6	10.4	92.9	5.5
M816, 6x6 (Wrecker)	9.3	83.0	4.9
International Harvester IH1850, 6x4	1.3	21.4	1.3

Table 25

Comparison of Mobility Performance of Selected Study Vehicles  
With the Mobility Performance of the M813A1  
Tactical Support Mobility Level

Vehicles	Mobility Rating Speed mph	Percent of M813A1 Mobility Rating Speed	Missions Completed in 10 Hours
<u>Dry condition</u>			
M813A1, 6x6 (Fuel Pods)/M105A2 (Fuel Pod)	21.0	128.0	11.2
TARADCOM 5-ton HMTT, 8x8	20.1	122.6	10.7
German 5-ton MAN, 4x4	19.4	118.3	10.3
Ford LNT8000, 6x6	19.3	117.7	10.3
International Harvester IH1850, 6x4	18.9	115.2	10.0
Ford LNT8000, 6x4	18.3	111.6	9.7
M656, 8x8	17.5	106.7	9.3
M813A1, 6x6	16.4	100.0	8.7
M813PIP, 6x6	16.3	99.0	8.7
M816, 6x6 (Wrecker)	15.6	95.1	8.3
International Harvester IH1850, 6x6	14.9	90.9	7.9
<u>Wet condition</u>			
M813A1, 6x6 (Fuel Pods)/M105A2 (Fuel Pod)	19.6	124.1	10.4
TARADCOM 5-ton HMTT, 8x8	19.0	120.3	10.1
German 5-ton MAN, 4x4	18.4	116.5	9.8
Ford LNT8000, 6x6	18.3	115.8	9.7
International Harvester IH1850, 6x4	17.9	113.3	9.5
Ford LNT8000, 6x4	17.5	110.8	9.3
M656, 8x8	16.8	106.3	8.9
M813A1, 6x6	15.8	100.0	8.4
M813PIP, 6x6	15.7	99.0	8.4
M816, 6x6 (Wrecker)	15.0	94.9	8.0
International Harvester IH1850, 6x6	14.4	91.1	7.7

(Continued)

Table 25 (Concluded)

Vehicles	Mobility Rating Speed mph	Percent of	
		M813A1 Mobility Rating Speed	Missions Completed in 10 Hours
		<u>Snow condition</u>	
TARADCOM 5-ton HMTT, 8x8	17.7	175.2	9.4
M656, 8x8	15.0	148.5	8.0
German 5-ton MAN, 4x4	14.3	141.6	7.6
M813A1, 6x6 (Fuel Pods)/M105A2 (Fuel Pod)	10.7	105.9	5.7
Ford LNT8000, 6x6	10.6	105.0	5.6
Ford LNT8000, 6x4	10.2	101.0	5.4
M813A1, 6x6	10.1	100.0	5.4
M813PIP, 6x6	10.0	99.0	5.3
International Harvester IH1850, 6x6	9.5	94.1	5.1
M816, 6x6 (Wrecker)	8.6	85.1	4.6
International Harvester IH1850, 6x4	2.5	24.8	1.3

Table 26

Comparison of Mobility Performance of Selected Study Vehicles  
With the Mobility Performance of the M813A1  
Tactical Standard Mobility Level

<u>Vehicles</u>	<u>Mobility Rating Speed mph</u>	<u>Percent of M813A1 Mobility Rating Speed</u>	<u>Missions Completed in 10 Hours</u>
<u>Dry condition</u>			
TARADCOM 5-ton HMTT, 8x8	15.3	128.6	8.1
M813A1, 6x6 (Fuel Pods)/M105A2 (Fuel Pod)	14.1	118.5	7.5
German 5-ton MAN, 4x4	13.8	116.0	7.3
Ford LNT8000, 6x6	13.7	115.1	7.3
M656, 8x8	13.0	109.2	6.9
International Harvester IH1850, 6x4	12.9	108.4	6.9
Ford LNT8000, 6x4	12.9	108.4	6.9
M813A1, 6x6	11.9	100.0	6.3
M813PIP, 6x6	11.9	100.0	6.3
M816, 6x6 (Wrecker)	11.7	98.3	6.2
International Harvester IH1850, 6x6	10.9	91.6	5.8
<u>Wet condition</u>			
TARADCOM 5-ton HMTT, 8x8	14.2	157.8	7.6
Ford LNT8000, 6x6	12.9	143.3	6.9
M656, 8x8	12.5	138.9	6.6
M813PIP, 6x6	11.4	127.0	6.1
International Harvester IH1850, 6x6	10.6	117.8	5.6
German 5-ton MAN, 4x4	10.1	112.2	5.4
M813A1, 6x6 (Fuel Pods)/M105A2 (Fuel Pod)	10.0	111.1	5.3
Ford LNT8000, 6x4	9.6	106.7	5.1
International Harvester IH1850, 6x4	9.5	105.6	5.1
M813A1, 6x6	9.0	100.0	4.8
M816, 6x6 (Wrecker)	8.8	97.8	4.7

(Continued)

Table 26 (Concluded)

Vehicles	Mobility Rating Speed mph	Percent of	
		M813A1 Mobility Rating Speed	Missions Completed in 10 Hours
		<u>Snow condition</u>	
TARADCOM 5-ton HMTT, 8x8	13.7	163.1	7.3
M656, 8x8	11.6	138.1	6.2
German 5-ton MAN, 4x4	11.1	132.1	5.9
Ford LNT8000, 6x6	8.8	104.8	4.7
M813A1, 6x6 (Fuel Pods)/M105A2 (Fuel Pod)	8.7	103.6	4.6
M813A1, 6x6	8.4	100.0	4.5
Ford LNT8000, 6x4	8.3	98.8	4.4
M813PIP, 6x6	8.3	98.8	4.4
International Harvester IH1850, 6x6	7.9	94.0	4.2
M816, 6x6 (Wrecker)	7.3	86.9	3.9
International Harvester IH1850, 6x4	1.4	16.7	0.7

Table 27

Comparison of Mobility Performance of Selected Study Vehicles  
With the Mobility Performance of the M813A1  
Tactical High Mobility Level

Vehicles	Mobility Rating Speed mph	Percent of M813A1 Mobility Rating Speed	Missions Completed in 10 Hours
<u>Dry condition</u>			
TARADCOM 5-ton HMTT, 8x8	9.6	135.2	5.1
German 5-ton MAN, 4x4	8.4	118.3	4.5
M656, 8x8	8.1	114.1	4.3
M813A1, 6x6 (Fuel Pods)/M105A2 (Fuel Pod)	8.0	112.7	4.2
Ford LNT8000, 6x6	7.5	105.6	4.0
M816, 6x6 (Wrecker)	7.2	101.4	3.8
M813A1, 6x6	7.1	100.0	3.8
M813PIP, 6x6	7.1	100.0	3.8
International Harvester IH1850, 6x6	6.3	88.7	3.4
Ford LNT8000, 6x4	5.7	80.3	3.0
International Harvester IH1850, 6x4	2.1	29.6	1.1
<u>Wet condition</u>			
TARADCOM 5-ton HMTT, 8x8	8.5	139.3	4.5
M656, 8x8	7.6	124.6	4.0
Ford LNT8000, 6x6	7.0	114.8	3.7
German 5-ton MAN, 4x4	6.9	113.1	3.7
M813PIP, 6x6	6.7	109.8	3.6
M813A1, 6x6	6.1	100.0	3.2
International Harvester IH1850, 6x6	6.0	98.4	3.2
M816, 6x6 (Wrecker)	6.0	98.4	3.2
M813A1, 6x6 (Fuel Pods)/M105A2 (Fuel Pod)	5.7	93.4	3.0
Ford LNT8000, 6x4	4.6	75.4	2.4
International Harvester IH1850 6x4	1.7	27.9	0.9

(Continued)

Table 27 (Concluded)

Vehicles	Mobility Rating Speed mph	Percent of	
		M813A1 Mobility Rating Speed	Missions Completed in 10 Hours
		<u>Snow condition</u>	
TARADCOM 5-ton HMTT, 8x8	8.6	150.9	4.6
M656, 8x8	7.4	129.8	3.9
German 5-ton MAN, 4x4	7.3	128.1	3.9
M813A1, 6x6 (Fuel Pods)/M105A2 (Fuel Pod)	5.7	100.0	3.0
M813A1, 6x6	5.7	100.0	3.0
Ford LNT8000, 6x6	5.7	100.0	3.0
M813PIP, 6x6	5.6	98.2	3.0
M816, 6x6 (Wrecker)	5.2	91.2	2.8
International Harvester IH1850, 6x6	5.2	91.2	2.8
Ford LNT8000, 6x4	4.6	80.7	2.4
International Harvester IH1850, 6x4	0.6	10.5	0.3

Table 28

Comparison of Mobility Performance of Selected Study Vehicles  
With the Mobility Performance of the M813A1  
High-High Mobility Level

<u>Vehicles</u>	<u>Mobility Rating Speed mph</u>	<u>Percent of M813A1 Mobility Rating Speed</u>	<u>Missions Completed in 10 Hours</u>
<u>Dry condition</u>			
TARADCOM 5-ton HMTT, 8x8	1.2	133.3	0.6
German 5-ton MAN, 4x4	1.1	122.2	0.6
M816, 6x6 (Wrecker)	1.0	111.1	0.5
M656, 8x8	1.0	111.1	0.5
M813PIP, 6x6	0.9	100.0	0.5
M813A1, 6x6	0.9	100.0	0.5
M813A1, 6x6 (Fuel Pods)/M105A2 (Fuel Pod)	0.9	100.0	0.5
Ford LNT8000, 6x4	0.8	88.9	0.4
International Harvester IH1850, 6x6	0.8	88.9	0.4
Ford LNT8000, 6x6	0.8	88.9	0.4
International Harvester IH1850, 6x4	0.6	66.7	0.3
<u>Wet condition</u>			
TARADCOM 5-ton HMTT, 8x8	1.1	122.2	0.6
M656, 8x8	1.0	111.1	0.5
German 5-ton MAN, 4x4	1.0	111.1	0.5
M813A1, 6x6	0.9	100.0	0.5
M816, 6x6 (Wrecker)	0.9	100.0	0.5
Ford LNT8000, 6x6	0.8	88.9	0.4
International Harvester IH1850, 6x6	0.8	88.9	0.4
M813A1, 6x6 (Fuel Pods)/M105A2 (Fuel Pod)	0.8	88.9	0.4
M813PIP, 6x6	0.8	88.9	0.4
Ford LNT8000, 6x4	0.7	77.8	0.4
International Harvester IH1850, 6x4	0.5	55.6	0.3

(Continued)

Table 28 (Concluded)

Vehicles	Mobility Rating Speed mph	Percent of	
		M813A1 Mobility Rating Speed	Missions Completed in 10 Hours
		<u>Snow condition</u>	
TARADCOM 5-ton HMTT, 8x8	1.2	133.3	0.6
German 5-ton MAN, 4x4	1.1	122.2	0.6
M656, 8x8	1.0	111.1	0.5
M816, 6x6 (Wrecker)	0.9	100.0	0.5
M813A1, 6x6	0.9	100.0	0.5
M813PIP, 6x6	0.8	88.9	0.4
M813A1, 6x6 (Fuel Pods)/M105A2 (Fuel Pod)	0.8	88.9	0.4
International Harvester IH1850, 6x6	0.8	88.9	0.4
Ford LNT8000, 6x4	0.7	77.8	0.4
Ford LNT8000, 6x6	0.3	33.3	0.2
International Harvester IH1850, 6x4	0.3	33.3	0.2

Table 29

Comparison of Mobility Performance of Selected Study Vehicles  
With the Mobility Performance of the M520E1  
On-Road Mobility Level

Vehicles	Mobility Rating Speed mph	Percent of M520E1 Mobility Rating Speed	Missions Completed in 10 Hours
<u>Dry condition</u>			
German 10-ton MAN, 8x8	31.3	167.4	16.7
Lockheed TDW902, 8x8	23.6	126.2	12.6
British Vauxhall MMLC, 4x4	21.7	116.0	11.5
TARADCOM 10-ton HMTT, 8x8 (Wrecker)	21.5	115.0	11.4
TARADCOM 10-ton HMTT, 8x8 (Tanker)	21.4	114.4	11.4
TARADCOM 10-ton HMTT, 8x8	21.3	113.9	11.3
M520E1 GOER, 4x4	18.7	100.0	9.9
M553 GOER 4x4 (Wrecker)	18.2	97.3	9.7
M559 GOER 4x4 (Tanker)	18.2	97.3	9.7
<u>Wet condition</u>			
Lockheed TDW902, 8x8	22.5	124.3	12.0
TARADCOM 10-ton HMTT, 8x8 (Tanker)	20.6	113.8	11.0
TARADCOM 10-ton HMTT, 8x8 (Wrecker)	20.6	113.8	11.0
German 10-ton MAN, 8x8	20.5	113.3	10.9
TARADCOM 10-ton HMTT, 8x8	20.4	112.7	10.9
M520E1 GOER, 4x4	18.1	100.0	9.6
M559 GOER 4x4 (Tanker)	17.6	97.2	9.4
M553 GOER 4x4 (Wrecker)	17.6	97.2	9.4
British Vauxhall MMLC, 4x4	1.8	9.9	1.0
<u>Snow condition</u>			
TARADCOM 10-ton HMTT, 8x8 (Tanker)	18.9	138.0	10.1
TARADCOM 10-ton HMTT, 8x8	18.6	135.8	9.9
TARADCOM 10-ton HMTT, 8x8 (Wrecker)	18.3	133.6	9.7
German 10-ton MAN, 8x8	18.2	132.8	9.7
Lockheed TDW902, 8x8	18.1	132.1	9.6
M520E1 GOER, 4x4	13.7	100.0	7.3
M553 GOER 4x4 (Wrecker)	13.2	96.4	7.0
M559 GOER 4x4 (Tanker)	13.2	96.4	7.0
British Vauxhall MMLC, 4x4	1.8	13.1	1.0

Table 30

Comparison of Mobility Performance of Selected Study Vehicles  
With the Mobility Performance of the M520E1  
Tactical Support Mobility Level

Vehicles	Mobility Rating Speed mph	Percent of M520E1 Mobility Rating Speed	Missions Completed in 10 Hours
<u>Dry condition</u>			
Lockheed TDW902, 8x8	20.6	131.2	11.0
British Vauxhall MMLC, 4x4	18.2	115.9	9.7
German 10-ton MAN, 8x8	18.1	115.3	9.6
TARADCOM 10-ton HMTT, 8x8 (Wrecker)	18.0	114.6	9.6
TARADCOM 10-ton HMTT, 8x8 (Tanker)	18.0	114.6	9.6
TARADCOM 10-ton HMTT, 8x8	17.9	114.0	9.5
M520E1 GOER, 4x4	15.7	100.0	8.4
M559 GOER 4x4 (Tanker)	15.4	98.1	8.2
M553 GOER 4x4 (Wrecker)	15.4	98.1	8.2
<u>Wet condition</u>			
Lockheed TDW902, 8x8	19.2	130.6	10.2
TARADCOM 10-ton HMTT, 8x8 (Tanker)	17.2	117.0	9.2
TARADCOM 10-ton HMTT, 8x8 (Wrecker)	17.2	117.0	9.2
German 10-ton MAN, 8x8	17.2	117.0	9.2
TARADCOM 10-ton HMTT, 8x8	17.1	116.3	9.1
M520E1 GOER, 4x4	14.7	100.0	7.8
M553 GOER 4x4 (Wrecker)	14.5	98.6	7.7
M559 GOER 4x4 (Tanker)	14.5	98.6	7.7
British Vauxhall MMLC, 4x4	0.6	4.1	0.3
<u>Snow condition</u>			
Lockheed TDW902, 8x8	16.3	134.7	8.7
TARADCOM 10-ton HMTT, 8x8 (Tanker)	16.2	133.9	8.6
TARADCOM 10-ton HMTT, 8x8 (Wrecker)	16.1	133.1	8.6
TARADCOM 10-ton HMTT, 8x8	16.0	132.2	8.5
German 10-ton MAN, 8x8	15.9	131.4	8.5
British Vauxhall MMLC, 4x4	12.5	103.3	6.7
M520E1 GOER, 4x4	12.1	100.0	6.4
M553 GOER 4x4 (Wrecker)	11.7	96.7	6.2
M559 GOER 4x4 (Tanker)	11.6	95.9	6.2

Table 31

Comparison of Mobility Performance of Selected Study Vehicles  
With the Mobility Performance of the M520E1  
Tactical Standard Mobility Level

Vehicles	Mobility Rating Speed mph	Percent of M520E1 Mobility Rating Speed	Missions Completed in 10 Hours
<u>Dry condition</u>			
Lockheed TDW902, 8x8	16.2	144.6	8.6
German 10-ton MAN, 8x8	13.5	120.5	7.2
TARADCOM 10-ton HMTT, 8x8 (Tanker)	13.5	120.5	7.2
British Vauxhall MMLC, 4x4	13.3	118.7	7.1
TARADCOM 10-ton HMTT, 8x8	13.3	118.7	7.1
TARADCOM 10-ton HMTT, 8x8 (Wrecker)	13.3	118.7	7.1
M520E1 GOER, 4x4	11.2	100.0	6.0
M553 GOER 4x4 (Wrecker)	11.1	99.1	5.9
M559 GOER 4x4 (Tanker)	11.0	98.2	5.9
<u>Wet condition</u>			
Lockheed TDW902, 8x8	14.4	171.4	7.7
TARADCOM 10-ton HMTT, 8x8 (Wrecker)	12.7	151.2	6.8
TARADCOM 10-ton HMTT, 8x8	12.7	151.2	6.8
TARADCOM 10-ton HMTT, 8x8 (Tanker)	12.7	151.2	6.8
German 10-ton MAN, 8x8	9.8	116.7	5.2
M520E1 GOER, 4x4	8.4	100.0	4.5
M559 GOER 4x4 (Tanker)	8.3	98.8	4.4
M553 GOER 4x4 (Wrecker)	8.3	98.8	4.4
British Vauxhall MMLC, 4x4	0.3	3.6	0.2
<u>Snow condition</u>			
Lockheed TDW902, 8x8	13.0	139.8	6.9
TARADCOM 10-ton HMTT, 8x8 (Tanker)	12.4	133.3	6.6
TARADCOM 10-ton HMTT, 8x8 (Wrecker)	12.4	133.3	6.6
TARADCOM 10-ton HMTT, 8x8	12.3	132.3	6.5
German 10-ton MAN, 8x8	12.2	131.2	6.5
British Vauxhall MMLC, 4x4	10.1	108.6	5.4
M520E1 GOER, 4x4	9.3	100.0	4.9
M553 GOER 4x4 (Wrecker)	9.0	96.8	4.8
M559 GOER 4x4 (Tanker)	9.0	96.8	4.8

Table 32

Comparison of Mobility Performance of Selected Study Vehicles  
With the Mobility Performance of the M520E1  
Tactical High Mobility Level

Vehicles	Mobility Rating Speed mph	Percent of M520E1 Mobility Rating Speed	Missions Completed in 10 Hours
<u>Dry condition</u>			
Lockheed TDW902, 8x8	10.0	153.8	5.3
TARADCOM 10-ton HMTT, 8x8 (Tanker)	8.6	132.3	4.6
German 10-ton MAN, 8x8	8.5	130.8	4.5
British Vauxhall MMLC, 4x4	8.3	127.7	4.4
TARADCOM 10-ton HMTT, 8x8	8.3	127.7	4.4
TARADCOM 10-ton HMTT, 8x8 (Wrecker)	8.3	127.7	4.4
M553 GOER 4x4 (Wrecker)	6.5	100.0	3.5
M520E1 GOER, 4x4	6.5	100.0	3.5
M559 GOER 4x4 (Tanker)	6.4	98.5	3.4
<u>Wet condition</u>			
Lockheed TDW902, 8x8	8.4	158.5	4.5
TARADCOM 10-ton HMTT, 8x8	7.8	147.2	4.1
TARADCOM 10-ton HMTT, 8x8 (Tanker)	7.8	147.2	4.1
TARADCOM 10-ton HMTT, 8x8 (Wrecker)	7.7	145.3	4.1
German 10-ton MAN, 8x8	6.9	130.2	3.7
M559 GOER 4x4 (Tanker)	5.4	101.9	2.9
M553 GOER 4x4 (Wrecker)	5.4	101.9	2.9
M520E1 GOER, 4x4	5.3	100.0	2.8
British Vauxhall MMLC, 4x4	0.2	3.8	0.1
<u>Snow condition</u>			
Lockheed TDW902, 8x8	8.4	144.8	4.5
TARADCOM 10-ton HMTT, 8x8 (Tanker)	8.0	137.9	4.3
German 10-ton MAN, 8x8	7.9	136.2	4.2
TARADCOM 10-ton HMTT, 8x8 (Wrecker)	7.9	136.2	4.2
TARADCOM 10-ton HMTT, 8x8	7.9	136.2	4.2
British Vauxhall MMLC, 4x4	6.9	119.0	3.7
M520E1 GOER, 4x4	5.8	100.0	3.1
M553 GOER 4x4 (Wrecker)	5.7	98.3	3.0
M559 GOER 4x4 (Tanker)	5.6	96.6	3.0

Table 33

Comparison of Mobility Performance of Selected Study Vehicles  
With the Mobility Performance of the M520E1  
High-High Mobility Level

Vehicles	Mobility Rating Speed mph	Percent of M520E1 Mobility Rating Speed	Missions Completed in 10 Hours
<u>Dry condition</u>			
M553 GOER 4x4 (Wrecker)	2.1	105.0	1.1
M559 GOER 4x4 (Tanker)	2.0	100.0	1.1
M520E1 GOER, 4x4	2.0	100.0	1.1
Lockheed TDW902, 8x8	1.9	95.0	1.0
TARADCOM 10-ton HMTT, 8x8	1.1	55.0	0.6
German 10-ton MAN, 8x8	1.1	55.0	0.6
TARADCOM 10-ton HMTT, 8x8 (Tanker)	1.1	55.0	0.6
TARADCOM 10-ton HMTT, 8x8 (Wrecker)	1.0	50.0	0.5
British Vauxhall MMLC, 4x4	0.9	45.0	0.5
<u>Wet condition</u>			
Lockheed TDW902, 8x8	1.8	105.9	1.0
M520E1 GOER, 4x4	1.7	100.0	0.9
M553 GOER 4x4 (Wrecker)	1.7	100.0	0.9
M559 GOER 4x4 (Tanker)	1.6	94.1	0.9
TARADCOM 10-ton HMTT, 8x8 (Tanker)	1.1	64.7	0.6
TARADCOM 10-ton HMTT, 8x8	1.1	64.7	0.6
TARADCOM 10-ton HMTT, 8x8 (Wrecker)	1.0	58.8	0.5
German 10-ton MAN, 8x8	1.0	58.8	0.5
British Vauxhall MMLC, 4x4	0.1	5.9	0.1
<u>Snow condition</u>			
M553 GOER 4x4 (Wrecker)	2.0	100.0	1.1
M520E1 GOER, 4x4	2.0	100.0	1.1
M559 GOER 4x4 (Tanker)	1.9	95.0	1.0
Lockheed TDW902, 8x8	1.8	90.0	1.0
German 10-ton MAN, 8x8	1.1	55.0	0.6
TARADCOM 10-ton HMTT, 8x8	1.1	55.0	0.6
TARADCOM 10-ton HMTT, 8x8 (Tanker)	1.1	55.0	0.6
TARADCOM 10-ton HMTT, 8x8 (Wrecker)	1.0	50.0	0.5
British Vauxhall MMLC, 4x4	0.9	45.0	0.5

Table 34

Comparison of Mobility Performance of Selected Study Vehicles  
With the Mobility Performance of the M818/M127A1C  
On-Road Mobility Level

<u>Vehicles</u>	<u>Mobility Rating Speed mph</u>	<u>Percent of M818/M127A1C Mobility Rating Speed</u>	<u>Missions Completed in 10 Hours</u>
<u>Dry condition</u>			
M757, 8x8/M870 (12-ton)	16.2	116.5	8.6
M916, 6x6/M870 (12-ton)	16.0	115.1	8.5
M920 8x6/M871 Modified (22-1/2-ton)	15.4	110.8	8.2
M818, 6x6/M127A1C (12-ton)	13.9	100.0	7.4
M818, 6x6/M127A1C (22-1/2-ton)	13.2	95.0	7.0
M818, 6x6/M871 Modified (22-1/2-ton)	13.0	93.5	6.9
<u>Wet condition</u>			
M757, 8x8/M870 (12-ton)	16.2	119.1	8.6
M916, 6x6/M870 (12-ton)	15.6	114.7	8.3
M920 8x6/M871 Modified (22-1/2-ton)	15.0	110.3	8.0
M818, 6x6/M127A1C (12-ton)	13.6	100.0	7.2
M818, 6x6/M127A1C (22-1/2-ton)	12.7	93.4	6.8
M818, 6x6/M871 Modified (22-1/2-ton)	12.6	92.6	6.7
<u>Snow condition</u>			
M916, 6x6/M870 (12-ton)	10.6	766.7	5.6
M757, 8x8/M870 (12-ton)	2.7	450.0	1.4
M818, 6x6/M127A1C (22-1/2-ton)	2.2	366.7	1.2
M818, 6x6/M871 Modified (22-1/2-ton)	2.1	350.0	1.1
M920 8x6/M871 Modified (22-1/2-ton)	1.3	216.7	0.7
M818, 6x6/M127A1C (12-ton)	0.6	100.0	0.3

Table 35

Comparison of Mobility Performance of Selected Study Vehicles  
With the Mobility Performance of the M818/M127A1C  
Tactical Support Mobility Level

Vehicles	Mobility Rating Speed mph	Percent of M818/M127A1C Mobility Rating Speed	Missions Completed in 10 Hours
<u>Dry condition</u>			
M757, 8x8/M870 (12-ton)	14.5	119.8	7.7
M916, 6x6/M870 (12-ton)	13.6	112.4	7.2
M920 8x6/M871 Modified (22-1/2-ton)	13.0	107.4	6.9
M818, 6x6/M127A1C (12-ton)	12.1	100.0	6.4
M818, 6x6/M127A1C (22-1/2-ton)	11.6	95.9	6.2
M818, 6x6/M871 Modified (22-1/2-ton)	11.4	94.2	6.1
<u>Wet condition</u>			
M757, 8x8/M870 (12-ton)	13.8	117.9	7.3
M916, 6x6/M870 (12-ton)	13.1	112.0	7.0
M920 8x6/M871 Modified (22-1/2-ton)	12.4	106.0	6.6
M818, 6x6/M127A1C (12-ton)	11.7	100.0	6.2
M818, 6x6/M871 Modified (22-1/2-ton)	10.6	90.6	5.6
M818, 6x6/M127A1C (22-1/2-ton)	6.8	58.1	3.6
<u>Snow condition</u>			
M916, 6x6/M870 (12-ton)	9.6	600.0	5.1
M757, 8x8/M870 (12-ton)	2.8	466.7	1.5
M818, 6x6/M127A1C (22-1/2-ton)	2.3	383.3	1.2
M818, 6x6/M871 Modified (22-1/2-ton)	2.2	366.7	1.2
M920 8x6/M871 Modified (22-1/2-ton)	1.4	233.3	0.7
M818, 6x6/M127A1C (12-ton)	0.6	100.0	0.3

Table 36

Comparison of Mobility Performance of Selected Study Vehicles  
With the Mobility Performance of the M818/M127A1C  
Tactical Standard Mobility Level

Vehicles	Mobility Rating Speed mph	Percent of M818/M127A1C Mobility Rating Speed	Missions Completed in 10 Hours
<u>Dry condition</u>			
M757, 8x8/M870 (12-ton)	11.2	116.7	6.0
M916, 6x6/M870 (12-ton)	10.0	104.2	5.3
M818, 6x6/M127A1C (12-ton)	9.6	100.0	5.1
M920 8x6/M871 Modified (22-1/2-ton)	9.5	99.0	5.1
M818, 6x6/M127A1C (22-1/2-ton)	9.1	94.8	4.8
M818, 6x6/M871 Modified (22-1/2-ton)	9.0	93.8	4.8
<u>Wet condition</u>			
M916, 6x6/M870 (12-ton)	7.4	115.6	3.9
M818, 6x6/M127A1C (12-ton)	6.4	100.0	3.4
M757, 8x8/M870 (12-ton)	5.6	87.5	3.0
M818, 6x6/M871 Modified (22-1/2-ton)	5.3	82.8	2.8
M920 8x6/M871 Modified (22-1/2-ton)	3.1	48.4	1.6
M818, 6x6/M127A1C (22-1/2-ton)	1.2	18.8	0.6
<u>Snow condition</u>			
M916, 6x6/M870 (12-ton)	7.3	825.0	3.9
M757, 8x8/M870 (12-ton)	1.9	475.0	1.0
M818, 6x6/M127A1C (22-1/2-ton)	1.5	375.0	0.8
M818, 6x6/M871 Modified (22-1/2-ton)	1.4	350.0	0.7
M920 8x6/M871 Modified (22-1/2-ton)	0.7	175.0	0.4
M818, 6x6/M127A1C (12-ton)	0.4	100.0	0.2

Table 37

Comparison of Mobility Performance of Selected Study Vehicles  
With the Mobility Performance of the M818/M127A1C  
Tactical High Mobility Level

Vehicles	Mobility Rating Speed mpn	Percent of M818/M127A1C Mobility Rating Speed	Missions Completed in 10 Hours
<u>Dry condition</u>			
M757, 8x8/M870 (12-ton)	7.1	109.2	3.8
M818, 6x6/M127A1C (12-ton)	6.5	100.0	3.5
M916, 6x6/M870 (12-ton)	6.0	92.3	3.2
M818, 6x6/M127A1C (22-1/2-ton)	4.8	73.8	2.6
M818, 6x6/M871 Modified (22-1/2-ton)	4.7	72.3	2.5
M920 8x6/M871 Modified (22-1/2-ton)	4.6	70.8	2.4
<u>Wet condition</u>			
M916, 6x6/M870 (12-ton)	3.1	103.3	1.6
M818, 6x6/M127A1C (12-ton)	3.0	100.0	1.6
M757, 8x8/M870 (12-ton)	1.5	50.0	0.8
M818, 6x6/M871 Modified (22-1/2-ton)	1.2	40.0	0.6
M920 8x6/M871 Modified (22-1/2-ton)	0.9	30.0	0.5
M818, 6x6/M127A1C (22-1/2-ton)	0.4	13.3	0.2
<u>Snow condition</u>			
M916, 6x6/M870 (12-ton)	2.6	866.7	1.4
M757, 8x8/M870 (12-ton)	0.9	300.0	0.5
M818, 6x6/M127A1C (22-1/2-ton)	0.6	200.0	0.3
M818, 6x6/M871 Modified (22-1/2-ton)	0.6	200.0	0.3
M920 8x6/M871 Modified (22-1/2-ton)	0.3	100.0	0.2
M818, 6x6/M127A1C (12-ton)	0.3	100.0	0.2

Table 38

Comparison of Mobility Performance of Selected Study Vehicles  
With the Mobility Performance of the M818/M127A1C  
High-High Mobility Level

Vehicles	Mobility Rating Speed mph	Percent of M818/M127A1C Mobility Rating Speed	Missions Completed in 10 Hours
<u>Dry condition</u>			
M818, 6x6/M127A1C (12-ton)	1.0	100.0	0.5
M757, 8x8/M870 (12-ton)	0.9	90.0	0.5
M916, 6x6/M870 (12-ton)	0.9	90.0	0.5
M920 8x6/M871 Modified (22-1/2-ton)	0.7	70.0	0.4
M818, 6x6/M871 Modified (22-1/2-ton)	0.7	70.0	0.4
M818, 6x6/M127A1C (22-1/2-ton)	0.7	70.0	0.4
<u>Wet condition</u>			
M916, 6x6/M870 (12-ton)	0.7	116.7	0.4
M818, 6x6/M127A1C (12-ton)	0.6	100.0	0.3
M818, 6x6/M871 Modified (22-1/2-ton)	0.5	83.3	0.3
M757, 8x8/M870 (12-ton)	0.5	83.3	0.3
M920 8x6/M871 Modified (22-1/2-ton)	0.4	66.7	0.2
M818, 6x6/M127A1C (22-1/2-ton)	0.2	33.3	0.1
<u>Snow condition</u>			
M916, 6x6/M870 (12-ton)	0.7	700.0	0.4
M757, 8x8/M870 (12-ton)	0.4	400.0	0.2
M818, 6x6/M127A1C (22-1/2-ton)	0.3	300.0	0.2
M818, 6x6/M871 Modified (22-1/2-ton)	0.3	300.0	0.2
M920 8x6/M871 Modified (22-1/2-ton)	0.2	200.0	0.1
M818, 6x6/M127A1C (12-ton)	0.1	100.0	0.1

Table 39

Comparison of Mobility Performance of Selected Study Vehicles  
With the Mobility Performance of the M816  
On-Road Mobility Level

Vehicles	Mobility Rating Speed mph	Percent of M816 Mobility Rating Speed	Missions Completed in 10 Hours
<u>Dry condition</u>			
TARADCOM 10-ton HMTT, 8x8 (Wrecker)	21.5	114.4	11.4
M816, 6x6 (Wrecker)	18.8	100.0	10.0
M553 GOER 4x4 (Wrecker)	18.2	96.8	9.7
<u>Wet condition</u>			
TARADCOM 10-ton HMTT, 8x8 (Wrecker)	20.6	113.2	11.0
M816, 6x6 (Wrecker)	18.2	100.0	9.7
M553 GOER 4x4 (Wrecker)	17.6	96.7	9.4
<u>Snow condition</u>			
TARADCOM 10-ton HMTT, 8x8 (Wrecker)	18.3	196.8	9.7
M553 GOER 4x4 (Wrecker)	13.2	141.9	7.0
M816, 6x6 (Wrecker)	9.3	100.0	4.9

Table 40

Comparison of Mobility Performance of Selected Study Vehicles  
With the Mobility Performance of the M816  
Tactical Support Mobility Level

<u>Vehicles</u>	<u>Mobility Rating Speed mph</u>	<u>Percent of M816 Mobility Rating Speed</u>	<u>Missions Completed in 10 Hours</u>
<u>Dry condition</u>			
TARADCOM 10-ton HMTT, 8x8 (Wrecker)	18.0	115.4	9.6
M816, 6x6 (Wrecker)	15.6	100.0	8.3
M553 GOER 4x4 (Wrecker)	15.4	98.7	8.2
<u>Wet condition</u>			
TARADCOM 10-ton HMTT, 8x8 (Wrecker)	17.2	114.7	9.2
M816, 6x6 (Wrecker)	15.0	100.0	8.0
M553 GOER 4x4 (Wrecker)	14.5	96.7	7.7
<u>Snow condition</u>			
TARADCOM 10-ton HMTT, 8x8 (Wrecker)	16.1	187.2	8.6
M553 GOER 4x4 (Wrecker)	11.7	136.0	6.2
M816, 6x6 (Wrecker)	8.6	100.0	4.6

Table 41

Comparison of Mobility Performance of Selected Study Vehicles  
With the Mobility Performance of the M816  
Tactical Standard Mobility Level

<u>Vehicles</u>	<u>Mobility Rating Speed mph</u>	<u>Percent of M816 Mobility Rating Speed</u>	<u>Missions Completed in 10 Hours</u>
<u>Dry condition</u>			
TARADCOM 10-ton HMTT, 8x8 (Wrecker)	13.3	113.7	7.1
M816, 6x6 (Wrecker)	11.7	100.0	6.2
M553 GOER 4x4 (Wrecker)	11.1	94.9	5.9
<u>Wet condition</u>			
TARADCOM 10-ton HMTT, 8x8 (Wrecker)	12.7	144.3	6.8
M816, 6x6 (Wrecker)	8.8	100.0	4.7
M553 GOER 4x4 (Wrecker)	8.3	94.3	4.4
<u>Snow condition</u>			
TARADCOM 10-ton HMTT, 8x8 (Wrecker)	12.4	169.9	6.6
M553 GOER 4x4 (Wrecker)	9.0	123.3	4.8
M816, 6x6 (Wrecker)	7.3	100.0	3.9

Table 42

Comparison of Mobility Performance of Selected Study Vehicles  
With the Mobility Performance of the M816  
Tactical High Mobility Level

Vehicles	Mobility Rating Speed mph	Percent of M816 Mobility Rating Speed	Missions Completed in 10 Hours
<u>Dry condition</u>			
TARADCOM 10-ton HMTT, 8x8 (Wrecker)	8.3	115.3	4.4
M816, 6x6 (Wrecker)	7.2	100.0	3.8
M553 GOER 4x4 (Wrecker)	6.5	90.3	3.5
<u>Wet condition</u>			
TARADCOM 10-ton HMTT, 8x8 (Wrecker)	7.7	128.3	4.1
M816, 6x6 (Wrecker)	6.0	100.0	3.2
M553 GOER 4x4 (Wrecker)	5.4	90.0	2.9
<u>Snow condution</u>			
TARADCOM 10-ton HMTT, 8x8 (Wrecker)	7.9	151.9	4.2
M553 GOER 4x4 (Wrecker)	5.7	109.6	3.0
M816, 6x6 (Wrecker)	5.2	100.0	2.8



Table 43

Comparison of Mobility Performance of Selected Study Vehicles  
With the Mobility Performance of the M816  
High-High Mobility Level

<u>Vehicles</u>	<u>Mobility Rating Speed mph</u>	<u>Percent of M816 Mobility Rating Speed</u>	<u>Missions Completed in 10 Hours</u>
<u>Dry condition</u>			
M553 GOER 4x4 (Wrecker)	2.1	210.0	1.1
M816, 6x6 (Wrecker)	1.0	100.0	0.5
TARADCOM 10-ton HMTT, 8x8 (Wrecker)	1.0	100.0	0.5
<u>Wet condition</u>			
M553 GOER 4x4 (Wrecker)	1.7	188.9	0.9
TARADCOM 10-ton HMTT, 8x8 (Wrecker)	1.0	111.1	0.5
M816, 6x6 (Wrecker)	0.9	100.0	0.5
<u>Snow condition</u>			
M553 GOER 4x4 (Wrecker)	2.0	222.2	1.1
TARADCOM 10-ton HMTT, 8x8 (Wrecker)	1.0	111.1	0.5
M816, 6x6 (Wrecker)	0.9	100.0	0.5

Table 44

Comparison of Mobility Performance of Selected Study Vehicles  
With the Mobility Performance of the M813A1/M105A2  
On-Road Mobility Level

<u>Vehicles</u>	<u>Mobility Rating Speed mph</u>	<u>Percent of M813A1/M105A2 Mobility Rating Speed</u>	<u>Missions Completed in 10 Hours</u>
<u>Dry condition</u>			
M813A1, 6x6 (Fuel Pods)/M105A2 (Fuel Pod)	25.2	100.0	13.4
M49A2C, 6x6 (Fuel Servicing)	23.0	91.3	12.2
TARADCOM 10-ton HMTT, 8x8 (Tanker)	21.4	84.9	11.4
M559 GOER 4x4 (Tanker)	18.2	72.2	9.7
<u>Wet condition</u>			
M813A1, 6x6 (Fuel Pods)/M105A2 (Fuel Pod)	24.0	100.0	12.8
M49A2C, 6x6 (Fuel Servicing)	22.1	92.1	11.8
TARADCOM 10-ton HMTT, 8x8 (Tanker)	20.6	85.8	11.0
M559 GOER 4x4 (Tanker)	17.6	73.3	9.4
<u>Snow condition</u>			
TARADCOM 10-ton HMTT, 8x8 (Tanker)	18.9	162.9	10.1
M559 GOER 4x4 (Tanker)	13.2	113.8	7.0
M49A2C, 6x6 (Fuel Servicing)	12.8	110.3	6.8
M813A1, 6x6 (Fuel Pods)/M105A2 (Fuel Pod)	11.6	100.0	6.2

Table 45

Comparison of Mobility Performance of Selected Study Vehicles  
With the Mobility Performance of the M813A1/M105A2  
Tactical Support Mobility Level

<u>Vehicles</u>	<u>Mobility Rating Speed mph</u>	<u>Percent of M813A1/M105A2 Mobility Rating Speed</u>	<u>Missions Completed in 10 Hours</u>
<u>Dry condition</u>			
M813A1, 6x6 (Fuel Pods)/M105A2 (Fuel Pod)	21.0	100.0	11.2
M49A2C, 6x6 (Fuel Servicing)	19.4	92.4	10.3
TARADCOM 10-ton HMTT, 8x8 (Tanker)	18.0	85.7	9.6
M559 GOER 4x4 (Tanker)	15.4	73.3	8.2
<u>Wet condition</u>			
M813A1, 6x6 (Fuel Pods)/M105A2 (Fuel Pod)	19.6	100.0	10.4
M49A2C, 6x6 (Fuel Servicing)	18.6	94.9	9.9
TARADCOM 10-ton HMTT, 8x8 (Tanker)	17.2	87.8	9.2
M559 GOER 4x4 (Tanker)	14.5	74.0	7.7
<u>Snow condition</u>			
TARADCOM 10-ton HMTT, 8x8 (Tanker)	16.2	151.4	8.6
M49A2C, 6x6 (Fuel Servicing)	11.7	109.3	6.2
M559 GOER 4x4 (Tanker)	11.6	108.4	6.2
M813A1, 6x6 (Fuel Pods)/M105A2 (Fuel Pod)	10.7	100.0	5.7

Table 46

Comparison of Mobility Performance of Selected Study Vehicles  
With the Mobility Performance of the M813A1/M105A2  
Tactical Standard Mobility Level

Vehicles	Mobility Rating Speed mph	Percent of M813A1/M105A2 Mobility Rating Speed	Missions Completed in 10 Hours
<u>Dry condition</u>			
M49A2C, 6x6 (Fuel Servicing)	14.2	100.7	7.5
M813A1, 6x6 (Fuel Pods)/M105A2 (Fuel Pod)	14.1	100.0	7.5
TARADCOM 10-ton HMTT, 8x8 (Tanker)	13.5	95.7	7.2
M559 GOER 4x4 (Tanker)	11.0	78.0	5.9
<u>Wet condition</u>			
M49A2C, 6x6 (Fuel Servicing)	13.5	135.0	7.1
TARADCOM 10-ton HMTT, 8x8 (Tanker)	12.7	127.0	6.8
M813A1, 6x6 (Fuel Pods)/M105A2 (Fuel Pod)	10.0	100.0	5.3
M559 GOER 4x4 (Tanker)	8.3	83.0	4.4
<u>Snow condition</u>			
TARADCOM 10-ton HMTT, 8x8 (Tanker)	12.4	142.5	6.6
M49A2C, 6x6 (Fuel Servicing)	9.7	111.5	5.4
M559 GOER 4x4 (Tanker)	9.0	103.4	4.8
M813A1, 6x6 (Fuel Pods)/M105A2 (Fuel Pod)	8.7	100.0	4.6

Table 47

Comparison of Mobility Performance of Selected Study Vehicles  
With the Mobility Performance of the M813A1/M105A2  
Tactical High Mobility Level

<u>Vehicles</u>	<u>Mobility Rating Speed mph</u>	<u>Percent of M813A1/M105A2 Mobility Rating Speed</u>	<u>Missions Completed in 10 Hours</u>
<u>Dry condition</u>			
M49A2C, 6x6 (Fuel Servicing)	8.7	108.8	4.6
TARADCOM 10-ton HMTT, 8x8 (Tanker)	8.6	107.5	4.6
M813A1, 6x6 (Fuel Pods)/M105A2 (Fuel Pod)	8.0	100.0	4.2
M559 GOER 4x4 (Tanker)	6.4	80.0	3.4
<u>Wet condition</u>			
M49A2C, 6x6 (Fuel Servicing)	8.1	142.1	4.1
TARADCOM 10-ton HMTT, 8x8 (Tanker)	7.8	136.8	4.1
M813A1, 6x6 (Fuel Pods)/M105A2 (Fuel Pod)	5.7	100.0	3.0
M559 GOER 4x4 (Tanker)	5.4	94.7	2.9
<u>Snow condition</u>			
TARADCOM 10-ton HMTT, 8x8 (Tanker)	8.0	140.4	4.3
M49A2C, 6x6 (Fuel Servicing)	6.7	117.5	3.5
M813A1, 6x6 (Fuel Pods)/M105A2 (Fuel Pod)	5.7	100.0	3.0
M559 GOER 4x4 (Tanker)	5.6	98.2	3.0

Table 48

Comparison of Mobility Performance of Selected Study Vehicles  
With the Mobility Performance of the M813A1/M105A2  
High-High Mobility Level

Vehicles	Mobility Rating Speed mph	Percent of M813A1/M105A2 Mobility Rating Speed	Missions Completed in 10 Hours
<u>Dry condition</u>			
M559 GOER 4x4 (Tanker)	2.0	222.2	1.1
TARADCOM 10-ton HMTT, 8x8 (Tanker)	1.1	122.2	0.6
M813A1, 6x6 (Fuel Pods)/M105A2 (Fuel Pod)	0.9	100.0	0.5
M49A2C, 6x6 (Fuel Servicing)	0.9	100.0	0.5
<u>Wet condition</u>			
M559 GOER 4x4 (Tanker)	1.6	200.0	0.9
TARADCOM 10-ton HMTT, 8x8 (Tanker)	1.1	137.5	0.6
M49A2C, 6x6 (Fuel Servicing)	0.9	112.5	0.5
M813A1, 6x6 (Fuel Pods)/M105A2 (Fuel Pod)	0.8	100.0	0.4
<u>Snow condition</u>			
M559 GOER 4x4 (Tanker)	1.9	237.5	1.0
TARADCOM 10-ton HMTT, 8x8 (Tanker)	1.1	137.5	0.6
M49A2C, 6x6 (Fuel Servicing)	0.9	112.5	0.5
M813A1, 6x6 (Fuel Pods)/M105A2 (Fuel Pod)	0.8	100.0	0.4

Table 49

Comparison of Mobility Performance of Selected Study Vehicles  
With the Mobility Performance of the M548E1  
On-Road Mobility Level

<u>Vehicles</u>	<u>Mobility Rating Speed mph</u>	<u>Percent of M548E1 Mobility Rating Speed</u>	<u>Missions Completed in 10 Hours</u>
<u>Dry condition</u>			
M113A1 (Extended)	25.2	101.6	13.4
M548E1	24.8	100.0	13.2
M548 (Extended)	23.2	93.5	12.3
<u>Wet condition</u>			
M113A1 (Extended)	23.6	103.5	12.6
M548E1	22.8	100.0	12.1
M548 (Extended)	22.2	97.4	11.8
<u>Snow condition</u>			
M113A1 (Extended)	22.4	101.4	11.9
M548E1	22.1	100.0	11.8
M548 (Extended)	20.7	93.7	11.0

Table 50

Comparison of Mobility Performance of Selected Study Vehicles  
With the Mobility Performance of the M548E1  
Tactical Support Mobility Level

<u>Vehicles</u>	<u>Mobility Rating Speed mph</u>	<u>Percent of M548E1 Mobility Rating Speed</u>	<u>Missions Completed in 10 Hours</u>
<u>Dry condition</u>			
M113A1 (Extended)	22.8	103.6	12.1
M548E1	22.0	100.0	11.7
M548 (Extended)	20.3	92.3	10.8
<u>Wet condition</u>			
M113A1 (Extended)	21.4	106.5	11.4
M548E1	20.1	100.0	10.7
M548 (Extended)	19.3	96.0	10.3
<u>Snow Condition</u>			
M113A1 (Extended)	20.7	104.0	11.0
M548E1	19.9	100.0	10.6
M548 (Extended)	18.5	93.0	9.8

Table 51

Comparison of Mobility Performance of Selected Study Vehicles  
With the Mobility Performance of the M548E1  
Tactical Standard Mobility Level

Vehicles	Mobility Rating Speed mph	Percent of M548E1 Mobility Rating Speed	Missions Completed in 10 Hours
<u>Dry condition</u>			
M113A1 (Extended)	18.1	106.5	9.6
M548E1	17.0	100.0	9.0
M548 (Extended)	15.6	91.8	8.3
<u>Wet condition</u>			
M113A1 (Extended)	16.8	109.1	8.9
M548E1	15.4	100.0	8.2
M548 (Extended)	14.7	95.5	7.8
<u>Snow condition</u>			
M113A1 (Extended)	16.6	106.4	8.8
M548E1	15.6	100.0	8.3
M548 (Extended)	14.4	92.3	7.7

Table 52

Comparison of Mobility Performance of Selected Study Vehicles  
With the Mobility Performance of the M548E1  
Tactical High Mobility Level

Vehicles	Mobility Rating Speed mph	Percent of M548E1 Mobility Rating Speed	Missions Completed in 10 Hours
<u>Dry condition</u>			
M113A1 (Extended)	12.7	110.4	6.8
M548E1	11.5	100.0	6.1
M548 (Extended)	10.8	93.9	5.7
<u>Wet condition</u>			
M113A1 (Extended)	11.2	114.3	6.0
M548 (Extended)	10.0	102.0	5.3
M548E1	9.8	100.0	5.2
<u>Snow condition</u>			
M113A1 (Extended)	11.7	108.3	6.2
M548E1	10.8	100.0	5.7
M548 (Extended)	10.2	94.4	5.4

Table 53

Comparison of Mobility Performance of Selected Study Vehicles  
With the Mobility Performance of the M548E1

High-High Mobility Level

<u>Vehicles</u>	<u>Mobility Rating Speed mph</u>	<u>Percent of M548E1 Mobility Rating Speed</u>	<u>Missions Completed in 10 Hours</u>
<u>Dry condition</u>			
M113A1 (Extended)	1.6	114.3	0.9
M548E1	1.4	100.0	0.7
M548 (Extended)	1.3	92.9	0.7
<u>Wet condition</u>			
M113A1 (Extended)	1.5	150.0	0.8
M548 (Extended)	1.2	120.0	0.6
M548E1	1.0	100.0	0.5
<u>Snow condition</u>			
M113A1 (Extended)	1.4	107.7	0.7
M548E1	1.3	100.0	0.7
M548 (Extended)	1.2	92.3	0.6

Table 54  
 Comparison of Study Vehicle Performance Based on Selected Levels\* of Mobility Rating Speed for the Tactical Mobility Levels

Vehicles	On-Road			Tactical Support			Tactical Standard			Tactical High			High-High		
	Dry	Wet	Snow	Dry	Wet	Snow	Dry	Wet	Snow	Dry	Wet	Snow	Dry	Wet	Snow
TARADCOM 3/4-ton HMTT, 4x4	X	X	X	X	X	X	X	X	X	X	X	X	X	X	X
FMC XR311, 4x4	X	X	X	X	X	X	X	X	X	X	X	X	X	X	X
American Motors CJ5, 4x4	X	X	X	X	X	X	X	X	X	X	X	X	X	X	X
Dodge Ramcharger, 4x4	X	X	X	X	X	X	X	X	X	X	X	X	X	X	X
TARADCOM 3/4-ton HMTT, 4x4	X	X	X	X	X	X	X	X	X	X	X	X	X	X	X
FMC XR311, 4x4	X	X	X	X	X	X	X	X	X	X	X	X	X	X	X
American Motors CJ5, 4x4	X	X	X	X	X	X	X	X	X	X	X	X	X	X	X
Dodge Ramcharger, 4x4	X	X	X	X	X	X	X	X	X	X	X	X	X	X	X
M151A2, 4x4	X	X	X	X	X	X	X	X	X	X	X	X	X	X	X
M880, 4x4	X	X	X	X	X	X	X	X	X	X	X	X	X	X	X
M890, 4x2	X	X	X	X	X	X	X	X	X	X	X	X	X	X	X
M35 PIP, 6x6	X	X	X	X	X	X	X	X	X	X	X	X	X	X	X
Dodge W600, 4x4	X	X	X	X	X	X	X	X	X	X	X	X	X	X	X
M49A2C, 6x6	X	X	X	X	X	X	X	X	X	X	X	X	X	X	X
Ford LN8000, 4x4	0	0	0	0	0	0	0	0	0	0	0	0	0	0	0
German Unimog 416, 4x4	0	0	0	0	0	0	0	0	0	0	0	0	0	0	0
International Harvester IH1750, 4x4	0	0	0	0	0	0	0	0	0	0	0	0	0	0	0
TARADCOM 5-ton HMTT, 8x8	X	X	X	X	X	X	X	X	X	X	X	X	X	X	X
German 5-ton MAN, 4x4	X	X	X	X	X	X	X	X	X	X	X	X	X	X	X
M813 PIP, 6x6	X	X	X	X	X	X	X	X	X	X	X	X	X	X	X
Ford LNT8000, 6x6	X	X	X	X	X	X	X	X	X	X	X	X	X	X	X
Ford LNT8000, 6x4	X	X	X	X	X	X	X	X	X	X	X	X	X	X	X
International Harvester IH1850, 6x6	0	0	0	0	0	0	0	0	0	0	0	0	0	0	0
International Harvester IH1850, 6x4	X	X	X	X	X	X	X	X	X	X	X	X	X	X	X
M816, 6x6 (Wrecker)	X	X	X	X	X	X	X	X	X	X	X	X	X	X	X
M656, 8x8	X	X	X	X	X	X	X	X	X	X	X	X	X	X	X
M813A1, 6x6, (Fuel Pods)/M105A2 (Fuel Pod)	X	X	X	X	X	X	X	X	X	X	X	X	X	X	X

(Continued)

\* X's = Mobility rating speed > 90 percent of comparison vehicle.  
 0's = Mobility rating speed less than 90 percent of comparison vehicle.



Table 55  
 Comparison of Study Vehicle Performance Based on Missions Completed in a 10-Hour Day by the Study Vehicles at Tactical Mobility Levels

Vehicles	On-road			Tactical Support			Tactical Standard			Tactical High			High-High		
	Dry	Wet	Snow	Dry	Wet	Snow	Dry	Wet	Snow	Dry	Wet	Snow	Dry	Wet	Snow
TARADCOM 3/4-ton HMTT, 4x4	16.9	15.6	15.6	13.7	12.8	10.9	9.3	8.7	7.9	5.3	4.8	4.6	0.5	0.5	0.5
FMC XR311, 4x4	16.3	15.1	12.4	12.9	11.9	10.4	8.7	7.9	7.4	4.2	3.7	3.7	0.4	0.4	0.4
American Motors CJ5, 4x4	16.0	14.9	12.7	12.2	11.3	10.2	7.9	7.2	6.9	3.6	3.2	3.2	0.4	0.4	0.4
Dodge Ramcharger, 4x4	15.5	14.6	12.0	12.3	11.1	9.8	7.7	7.1	6.7	3.4	3.1	3.1	0.4	0.4	0.4
M151A2, 4x4	14.9	14.1	11.0	12.0	11.1	9.5	7.9	7.3	6.9	3.9	3.5	3.7	0.4	0.4	0.4
M880, 4x4	13.7	12.9	10.7	10.8	10.2	9.0	7.1	6.8	6.3	1.2	1.1	1.1	0.3	0.3	0.3
M890, 4x2	13.3	12.9	10.7	10.8	10.2	8.9	7.1	5.3	6.3	1.2	1.0	1.1	0.3	0.3	0.3
M561, 6x6	11.5	11.1	9.7	9.8	9.4	8.5	7.3	7.0	6.6	4.2	3.9	3.9	0.4	0.4	0.4
M35 PIP, 6x6	13.1	12.4	10.5	10.5	9.9	8.8	7.5	7.1	6.6	4.4	4.1	4.0	0.5	0.5	0.5
Dodge W600, 4x4	13.1	12.4	3.1	10.6	10.1	3.1	7.6	7.1	2.6	4.2	3.9	0.8	0.5	0.5	0.3
M49A2C, 6x6	12.2	11.8	6.8	10.3	9.9	6.2	7.5	7.1	5.4	4.6	4.1	3.5	0.5	0.5	0.5
Ford LN8000, 4x4	9.5	9.2	2.8	7.9	7.6	2.7	5.8	5.6	2.3	3.5	3.4	0.7	0.5	0.4	0.3
German Unimog 416, 4x4	8.8	8.6	6.1	7.4	7.1	5.5	5.5	5.2	4.5	3.0	2.8	2.6	0.4	0.4	0.4
International Harvester IH1750, 4x4	8.1	7.9	1.1	7.0	6.8	1.2	5.3	5.2	0.7	3.1	2.8	0.4	0.4	0.4	0.2
M35A2, 6x6	13.2	12.6	7.3	10.5	10.0	6.6	7.5	7.1	5.4	4.4	4.1	3.5	0.5	0.5	0.5
TARADCOM 5-ton HMTT, 8x8	12.4	11.9	10.7	10.7	10.1	9.4	8.1	7.6	7.3	5.1	4.5	4.6	0.6	0.6	0.6
German 5-ton MAN, 4x4	12.5	12.0	8.6	10.3	9.8	7.6	7.3	5.4	5.9	4.5	3.7	3.9	0.6	0.5	0.6
M813 PIP, 6x6	10.6	10.2	5.8	8.7	8.4	5.3	6.3	6.1	4.4	3.8	3.6	3.0	0.5	0.4	0.4
Ford LNT8000, 6x6	12.8	12.1	6.2	10.3	9.7	5.6	7.3	6.9	4.7	4.0	3.7	3.0	0.4	0.4	0.2
Ford LNT8000, 6x4	12.1	11.5	5.9	9.7	9.3	5.4	6.9	5.1	4.4	3.0	2.4	2.4	0.4	0.4	0.4
International Harvester IH1850, 6x6	9.5	9.3	5.5	7.9	7.7	5.1	5.8	5.6	4.2	3.4	3.2	2.8	0.4	0.4	0.4
International Harvester IH1850, 6x4	12.4	11.8	1.3	10.0	9.5	1.3	6.9	5.1	0.7	1.1	0.9	0.3	0.3	0.3	0.2
M816, 6x6 (Wrecker)	10.0	9.7	4.9	8.3	8.0	4.6	6.2	4.7	3.9	3.8	3.2	2.8	0.5	0.5	0.5
M636, 8x8	11.2	10.8	9.3	9.3	8.9	8.0	6.9	6.6	6.2	4.3	4.0	3.9	0.5	0.5	0.5
M813A1, 6x6, (Fuel Pods)/M105A2 (Fuel Pod)	13.4	12.8	6.2	11.2	10.4	5.7	7.5	5.3	4.6	4.2	3.0	3.0	0.5	0.4	0.4
M813A1, 6x6	10.7	10.3	6.0	8.7	8.4	5.4	6.3	4.8	4.5	3.8	3.2	3.0	0.5	0.5	0.5

(Continued)

Table 55 (Concluded)

Vehicles	On-Road			Tactical Support			Tactical Standard			Tactical High			High-High		
	Dry	Wet	Snow	Dry	Wet	Snow	Dry	Wet	Snow	Dry	Wet	Snow	Dry	Wet	Snow
Lockheed TDW902, 8x8	12.6	12.0	9.6	11.0	10.2	8.7	8.6	7.7	6.9	5.3	4.5	4.5	1.0	1.0	1.0
British Vauxhall MMLC, 8x8	11.5	1.0	1.0	9.7	0.3	6.7	7.1	0.2	5.4	4.4	0.1	3.7	0.5	0.1	0.5
German 10-ton MAN, 8x8	16.7	10.9	9.7	9.6	9.2	8.5	7.2	5.2	6.5	4.5	3.7	4.2	0.6	0.5	0.6
TARADCOM 10-ton HMTT, 8x8, (Wrecker)	11.4	11.0	9.7	9.6	9.2	8.6	7.2	6.8	6.6	4.4	4.1	4.2	0.5	0.5	0.5
TARADCOM 10-ton HMTT, 8x8, (Tanker)	11.4	11.0	10.1	9.6	9.2	8.6	7.2	6.8	6.6	4.6	4.1	4.3	0.6	0.6	0.6
TARADCOM 10-ton HMTT, 8x8	11.3	10.9	9.9	9.5	9.1	8.5	7.1	6.8	6.5	4.4	4.1	4.2	0.6	0.6	0.6
M553 GOER, 4x4 (Wrecker)	9.7	9.4	7.0	8.2	7.7	6.2	5.9	4.4	4.8	3.5	2.9	3.0	1.1	0.9	1.1
M559 GOER, 4x4, (Tanker)	9.7	9.4	7.0	8.2	7.7	6.2	5.9	4.4	4.8	3.4	2.9	2.0	1.1	0.9	1.0
M520E1, 4x4	9.9	9.6	7.3	8.4	7.8	6.4	6.0	4.5	4.9	3.5	2.8	3.1	1.1	0.9	1.1
M757, 8x8/M870 (12-ton)	8.6	8.6	1.4	7.7	7.3	1.5	6.0	3.0	1.0	3.8	0.8	0.5	0.5	0.3	0.2
M916, 6x6/M870 (12-ton)	8.5	8.3	5.6	7.2	7.0	5.1	5.3	3.9	3.9	3.2	1.6	1.4	0.5	0.4	0.4
M920, 8x6/M871 Modified (22-1/2-ton)	8.2	8.0	0.7	6.9	6.6	0.7	5.1	1.6	0.4	2.4	0.5	0.2	0.4	0.2	0.1
M818, 6x6/M127A1C (22-1/2-ton)	7.0	6.8	1.2	6.2	5.6	1.2	4.8	0.6	0.8	2.6	0.2	0.3	0.4	0.1	0.2
M818, 6x6/M871 Modified (22-1/2 ton)	6.9	6.7	1.1	6.1	5.6	1.2	4.8	2.8	0.7	2.5	0.6	0.3	0.4	0.3	0.2
M818, 6x6/M127A1C (12-ton)	7.4	7.2	0.3	6.4	6.2	0.3	5.1	3.4	0.2	3.5	1.6	0.2	0.5	0.3	0.1
TARADCOM 10-ton HMTT, 8x8 (Wrecker)	11.4	11.0	9.7	9.6	9.2	8.6	7.1	6.8	6.6	4.4	4.1	4.2	0.5	0.5	0.5
M553 GOER, 4x4 (Wrecker)	9.7	9.4	7.0	8.2	7.7	6.2	5.9	4.4	4.8	3.5	2.9	3.0	1.1	0.9	1.1
M816, 6x6 (Wrecker)	10.0	9.7	4.9	8.3	8.0	4.6	6.2	4.7	3.9	3.8	3.2	2.8	0.5	0.5	0.5
M49A2C, 6x6 (Fuel Servicing)	12.2	11.8	6.8	10.3	9.9	6.2	7.5	7.1	5.4	4.6	4.1	3.5	0.5	0.5	0.5
M559 GOER, 4x4 (Tanker)	9.7	9.4	7.0	8.2	7.7	6.2	5.9	4.4	4.8	3.4	2.9	3.0	1.1	0.9	1.0
TARADCOM 10-ton HMTT, 8x8 (Tanker)	11.4	11.0	10.1	9.6	9.2	8.6	7.2	6.8	6.6	4.6	4.1	4.3	0.6	0.6	0.6
M813A1/M105A2 (Fuel Pods)	13.4	12.8	6.2	11.2	10.4	5.7	7.5	5.3	4.6	4.2	3.0	3.0	0.5	0.4	0.4
M113A1 (Extended)	13.4	12.6	11.9	12.1	11.4	11.0	9.6	8.9	8.8	6.8	6.0	6.2	0.9	0.8	0.7
M548 (Extended)	12.3	11.8	11.0	10.8	10.3	9.8	8.3	7.8	7.7	5.7	5.3	5.4	0.7	0.6	0.6
M548E1	13.2	12.1	11.8	11.7	10.7	10.6	9.0	8.2	8.3	6.1	5.2	5.7	0.7	0.5	0.7

Table 56

Network Composition and Severity at Tactical Mobility Levels  
For HIMO West Germany Study Area

Tactical Mobility Levels	Composition of Network in Percent			Severity of Operation in Terms of Percent of Terrain and Roads Challenged				
	Primary Roads (P) <sub>P</sub>	Secondary Roads (P) <sub>S</sub>	Trails (P) <sub>T</sub>	Off-Road (P)	Primary Roads (V) <sub>PP</sub>	Secondary Roads (V) <sub>SP</sub>	Trails (V) <sub>TP</sub>	Off-Road (V) <sub>C</sub>
High-High	0	0	0	100	-	-	-	V <sub>100</sub>
Tactical High	10	30	10	50	V <sub>100</sub>	V <sub>100</sub>	V <sub>100</sub>	V <sub>90</sub>
Tactical Standard	20	50	15	15	V <sub>100</sub>	V <sub>100</sub>	V <sub>100</sub>	V <sub>80</sub>
Tactical Support	30	55	10	5	V <sub>100</sub>	V <sub>100</sub>	V <sub>50</sub>	V <sub>50</sub>
On-Road	35	60	5	0	V <sub>100</sub>	V <sub>100</sub>	V <sub>10</sub>	-

Table 57

One Possible Final Mobility Evaluation

Vehicle	Brigade Area			Division Area			Corps Area		
	Dry	Wet	Snow	Dry	Wet	Snow	Dry	Wet	Snow
<u>Vehicle Group I - M151A2 Comparison Vehicle</u>									
TARADCOM 3/4-ton HMTT, 4x4	X*	X	X	X	X	X	X	X	X
FMC XR311, 4x4	X	X	X	X	X	X	X	X	X
American Motors CJ5, 4x4	X	X	0*	X	X	X	X	X	X
Dodge Ramcharger	0	0	0	X	X	X	X	X	X
<u>Vehicle Group II - M561 Comparison Vehicle</u>									
TARADCOM 3/4-ton HMTT, 4x4	X	X	X	X	X	X	X	X	X
FMC XR311, 4x4	X	X	X	X	X	X	X	X	X
American Motors CJ5, 4x4	0	0	0	X	X	X	X	X	X
Dodge Ramcharger, 4x4	0	0	0	X	X	X	X	X	X
M151A2, 4x4	X	0	X	X	X	X	X	X	X
M880, 4x4	0	0	0	X	X	X	X	X	X
M890, 4x2	0	0	0	X	0	X	X	X	X
<u>Vehicle Group III - M35A2 Comparison Vehicle</u>									
M35 PIP, 6x6	X	X	X	X	X	X	X	X	X
Dodge W600, 4x4	X	X	0	X	X	0	X	X	0
M49A2C, 6x6	X	X	X	X	X	X	X	X	X
Ford LN8000, 4x4	0	0	0	0	0	0	0	0	0
German Unimog 416, 4x4	0	0	0	0	0	0	0	0	0
International Harvester IH1750, 4x4	0	0	0	0	0	0	0	0	0
<u>Vehicle Group IV - M813A1 Comparison Vehicle</u>									
TARADCOM 5-ton HMTT, 8x8	X	X	X	X	X	X	X	X	X
German 5-ton MAN, 4x4	X	X	X	X	X	X	X	X	X
M813 PIP, 6x6	X	X	X	X	X	X	X	X	X
Ford LNT8000, 6x6	X	X	X	X	X	X	X	X	X
Ford LNT8000, 6x4	0	0	0	X	X	X	X	X	X
International Harvester IH1850, 6x6	0	X	X	X	X	X	0	0	X
International Harvester IH1850, 6x4	0	0	0	X	X	0	X	X	0
M816, 6x6 (Wrecker)	X	X	0	X	X	0	X	X	0
M656, 8x8	X	X	X	X	X	X	X	X	X
M813A1, 6x6, (Fuel Pods)/ M105A2 (Fuel Pod)	X	X	X	X	X	X	X	X	X

(Continued)

\* X = vehicle performance  $\geq$  90 percent of comparison vehicle at primary and secondary mobility level.

0 = vehicle performance less than 90 percent of comparison vehicle at primary and secondary mobility level.

Table 57 (Concluded)

Vehicle	Brigade Area			Division Area			Corps Area		
	Dry	Wet	Snow	Dry	Wet	Snow	Dry	Wet	Snow
<u>Vehicle Group V - M520E1 Comparison Vehicle</u>									
Lockheed TDW902, 8x8	X*	X	X	X	X	X	X	X	X
British Vauxhall MMLC, 4x4	X	0*	X	X	0	X	X	0	0
German 10-ton MAN, 8x8	X	X	X	X	X	X	X	X	X
TARADCOM 10-ton HMTT, 8x8 (Wrecker)	X	X	X	X	X	X	X	X	X
TARADCOM 10-ton HMTT, 8x8 (Tanker)	X	X	X	X	X	X	X	X	X
TARADCOM 10-ton HMTT, 8x8	X	X	X	X	X	X	X	X	X
M553 GOER, 4x4 (Wrecker)	X	X	X	X	X	X	X	X	X
M559 GOER, 4x4 (Tanker)	X	X	X	X	X	X	X	X	X
<u>Vehicle Group VI - M818/M127A1 Comparison Vehicle</u>									
M757, 8x8/M870 (12-ton)	X	0	X	X	0	X	X	X	X
M916, 6x6/M870 (12-ton)	X	X	X	X	X	X	X	X	X
M920, 8x6/M871 Modified (22-1/2-ton)	0	0	X	X	0	X	X	X	X
M818, 6x6/M127A1C (22-1/2-ton)	0	0	X	X	0	X	X	0	X
M818, 6x6/M871 Modified (22-1/2-ton)	0	0	X	X	0	X	X	X	X
<u>Vehicle Group VII - M816 Wrecker Comparison Vehicle</u>									
TARADCOM 10-ton HMTT, 8x8 (Wrecker)	X	X	X	X	X	X	X	X	X
M553 GOER, 4x4 (Wrecker)	X	X	X	X	X	X	X	X	X
<u>Vehicle Group VIII - M813A1/M105A2 (Fuel Pods) Comparison Vehicle</u>									
M49A2C, 6x6 (Fuel Servicing)	X	X	X	X	X	X	X	X	X
M559 GOER, 4x4 (Tanker)	0	0	X	0	0	X	0	0	X
TARADCOM 10-ton HMTT, 8x8 (Tanker)	X	X	X	0	0	X	0	0	X
<u>Vehicle Group IX - M548E1 Comparison Vehicle</u>									
M113A1 (Extended)	X	X	X	X	X	X	X	X	X
M548 (Extended)	X	X	X	X	X	X	X	X	X

\* X = vehicle performance  $\geq$  90 percent of comparison vehicle at primary and secondary mobility level.

0 = vehicle performance less than 90 percent of comparison vehicle at primary and secondary mobility level.

APPENDIX A: DATA USED TO CHARACTERIZE STUDY VEHICLES  
AND A BRIEF DESCRIPTION OF FACTORS USED IN  
DESCRIPTION OF HIMO WEST GERMANY STUDY AREA

Vehicle Characteristics and Performance Data

1. Extensive data are required to characterize a vehicle in order to predict its performance with the AMM and SWIMCRIT/WACROSS water-crossing model. These data for the 49 study vehicles are given in Tables A1-A8. All vehicles were described as carrying their rated payload, with tires at recommended inflation pressures and corresponding deflections.

2. Tractive force-speed relations were available from Aberdeen Proving Ground engineering test data for some of the military vehicles. When tractive force-speed relations data were not available, torque-engine speed, transmission data, final drive ratio, etc., were used.

3. The source of the ride data for each study vehicle is given in Table 2 of the main text.

Terrain Data

4. A detailed description of the procedures used to describe the HIMO West Germany study area for use with AMM is given in the HIMO Study.<sup>1</sup> The terrain and road factors required for the AMC-74X and SWIMCRIT water-crossing prediction models are given in Table A9 to show the content of the data required for these mobility models.

Table A1

Vehicle Characteristics Use in Army Mobility Model (AMM) and SWIMCRIT Water-

No.	Identification	Dimen- sions	1/4- to 3/4-Ton Cargo Trucks					1-1/4-Ton Cargo Trucks		
			M151A2, 4x4	TARADCOM 3/4-ton HMTT, 4x4	Dodge Ramcharger 4x4	American Motors CJ5, 4x4	FMC X4311 4x4	M880, 4x4	M890, 4x2	M561, 6x6
1	Vehicle type (NVEH = 0) for tracked and 1 for wheeled	--	1	1	1	1	1	1	1	1
2	Gross vehicle weight	lbs	3,200	6,762	6,740	3,750	5,890	7,748	7,317	9,172
3	Track type (NFL = 0) for flexible and 1 for girderized	NA†	NA	NA	NA	NA	NA	NA	NA	NA
4	Crouser height for tracks	NA	NA	NA	NA	NA	NA	NA	NA	NA
5	Tire ply rating	--	6	4	4	8	6	8	8	4
6	Gross rated horsepower	bhp	71	173	140	150	215	150	150	103
7	Number of tracks or tires	--	4	4	4	4	4	4	4	6
8	Number of axles	--	2	2	2	2	2	2	2	3
9	Vehicle width	in.	64.0	90.8	79.0	60.0	76.0	79.5	79.5	84.0
10	Vehicle length	in.	132.7	177.5	184.0	139.0	168.0	210.0	219.0	229.8
11	Track width or nominal tire width	in.	7.0	16.7	9.0	7.0	11.8	8.0	8.0	11.0
12	Wheel rim diameter	--	16.0	20.0	15.0	15.0	17.7	16.5	16.5	18.0
13	Recommended tire pressure (cross-country)	psi	20	10	30	30	14	28	28	19
14	Area of one-track shoe (tracked) or number of wheels (wheeled) (duals as one)	sq in. or #	4	4	4	4	4	4	4	6
15	Number of bogies (tracked) or chain indicator wheeled (0 = no chains; 1 = chains)	--	0	0	0	0	0	0	0	0
16	Vehicle ground clearance at the center of greatest wheel span	in.	12.7	16.1	11.8	11.0	14.0	11.5	11.5	15.8
17	Minimum vehicle ground clearance	in.	9.0	12.1	8.8	9.0	13.0	7.8	7.8	14.6
18	Rear end clearance (vertical clearance of vehicle's trailing edge)	in.	18.0	32.2	20.0	9.0	21.0	12.0	12.0	15.8
19	Vehicle departure angle	deg	37.0	60.0	29.0	43.0	56.0	28.0	28.0	52.0
20	Vertical clearance of vehicle's leading edge	in.	18.0	29.1	20.0	21.0	21.0	19.8	19.8	27.0
21	Vehicle approach angle	deg	66.0	90.0	43.0	54.0	69.0	37.0	37.0	62.5
22	Length of track on ground or wheel diameter	in.	30.0	51.8	32.2	31.5	36.3	32.5	32.5	40.0
23	Height of vehicle pushbar, bumper or leading edge	in.	18.0	29.1	20.0	21.0	21.0	19.8	19.8	27.0
24	Distance between first and last wheel center lines	in.	85.0	124.0	106.0	84.0	121.0	131.0	131.0	165.5
25	Horizontal distance from the center of gravity to the front wheel center lines	in.	44.8	67.5	53.0	48.3	68.3	83.1	83.1	90.12
26	Vertical distance from the center of gravity to the road wheel center lines	in.	11.6	29.1	12.0	17.7	6.6	15.3	15.3	16.0
27	Maximum span between adjacent wheel center lines	in.	85.0	124.0	106.0	84.0	121.0	131.0	131.0	84.8
28	Vertical distance from the ground to the center of the rear wheel (road wheel or idler)	in.	13.4	22.8	14.9	14.2	16.3	14.8	14.8	18.7
29	Track thickness plus the radius of the rear wheel (road wheel or idler). The wheel is the one used to determine departure angle. (wheeled = RW) (RW = rolling radius)	in.	NA	NA	NA	NA	NA	NA	NA	NA
30	Loaded rolling radius of tire (cross-country tire pressure) or sprocket pitch radius	in.	13.4	22.8	14.9	14.2	16.3	14.8	14.8	18.7
31	Height of rigid point used to determine approach angle	in.	18.0	24.1	20.0	21.0	21.0	19.8	19.8	24.3
32	Maximum braking force the vehicle develops	--	0.8	0.8	0.8	0.8	0.8	0.8	0.8	0.8
33	Loaded wheel deflection (at sand tire pressure)	%	25	25	25	25	25	25	25	25
34	Total ground-contact area	in.	NA	NA	NA	NA	NA	NA	NA	NA
35	Distance vehicle soans before significant motion begins	in.	15.0	26.0	16.0	14.2	18.2	16.2	16.2	20.0
36	Maximum force the pushbar can withstand	kips	3.2	6.8	6.7	4.5	5.9	7.7	7.3	9.2

(Continued)

\* All vehicles are considered primarily cargo carriers except as noted.

\*\* IH = International Harvester.

† NA = Not Applicable.

Table A1

Use in Army Mobility Model (AMM) and SWIMCRIT Water-crossing Model

American Trucks 4x4	2-1/2-Ton Cargo Trucks*											
	FMC X4311 4x4	1-1/4-Ton Cargo Trucks			Ford						M49A2C, 6x6 (Fuel Servicing)	German Unimog 416 4x4
		M880, 4x4	M890, 4x2	M561, 6x6	M35A2, 6x6	M35 PIP, 6x6	LN8000, 4x4	Dodge W600 4x4	IH1750, 4x4**			
1	1	1	1	1	1	1	1	1	1	1	1	
0	5,890	7,748	7,317	9,172	17,980	19,450	19,200	16,820	20,500	20,025	13,450	
IA	NA	NA	NA	NA	NA	NA	NA	NA	NA	NA	NA	
IA	NA	NA	NA	NA	NA	NA	NA	NA	NA	NA	NA	
8	6	8	8	4	8	18	16	14	14	8	14	
10	215	150	150	103	140	210	220	185	190	140	110	
4	4	4	4	6	10	6	6	6	6	10	4	
2	2	2	2	3	3	3	2	2	2	3	2	
50.0	76.0	79.5	79.5	84.0	96.0	96.0	96.0	96.0	96.0	93.0	123.4	
39.0	168.0	210.0	219.0	229.8	267.5	267.5	252.0	259.0	271.0	277.0	200.4	
7.0	11.8	8.0	8.0	11.0	9.0	15.0	11.0	15.0	11.0	9.0	12.5	
15.0	17.7	16.5	16.5	18.0	20.0	20.0	22.5	--	22.5	20.0	20.0	
30	14	28	28	19	40	50	55	30	58	18	50	
4	4	4	4	6	6	6	4	4	4	6	4	
0	0	0	0	0	0	0	0	0	0	0	0	
11.0	14.0	11.5	11.5	15.8	19.0	19.0	17.3	16.0	14.8	19.0	17.3	
9.0	13.0	7.8	7.8	14.6	11.0	14.0	11.0	10.5	10.0	12.9	17.3	
9.0	21.0	12.0	12.0	15.8	32.0	32.0	27.5	31.0	36.8	33.5	32.0	
43.0	56.0	28.0	28.0	52.0	40.0	45.5	36.0	47.0	33.0	40.0	46.0	
21.0	21.0	19.8	19.8	27.0	31.0	32.5	24.0	30.0	28.5	36.5	30.0	
54.0	69.0	57.0	37.0	62.5	48.0	40.5	46.0	52.0	61.0	40.0	45.0	
31.5	36.3	32.5	32.5	40.0	38.0		44.5	49.5	41.0	38.0	45.0	
21.0	21.0	19.8	19.8	27.0	31.0	32.5	24.0	30.0	28.5	36.5	30.0	
84.0	121.0	131.0	131.0	165.5	78.0	178.0	163.0	174.0	170.0	178.0	114.2	
48.3	68.3	83.1	83.1	90.12	102.3	101.4	96.3	92.5	101.0	93.2	67.2	
17.7	6.6	15.3	15.3	16.0	22.3	23.0	23.0	23.0	30.6	34.0	23.0	
84.0	121.0	131.0	131.0	84.8	130.8	130.0	163.0	174.0	170.0	130.0	114.2	
14.2	16.3	14.8	14.8	18.7	19.0	20.2	19.6	18.4	19.8	17.7	21.2	
NA	NA	NA	NA	NA	NA	NA	NA	NA	NA	NA	NA	
14.2	16.3	14.8	14.8	18.7	19.0	20.2	19.6	18.4	19.8	17.7	21.2	
21.0	21.0	19.8	19.8	24.3	19.8	32.5	24.0	30.0	28.5	36.5	30.0	
0.8	0.8	0.8	0.8	0.8	0.8	0.8	0.8	0.8	0.8	0.8	0.8	
25	25	25	25	25	25	25	25	25	25	25	25	
NA	NA	NA	NA	NA	NA	NA	NA	NA	NA	NA	NA	
14.2	18.2	16.2	16.2	20.0	19.0	26.5	19.6	18.4	19.8	19.0	22.5	
4.5	5.9	7.7	7.3	9.2	18.0	19.4	19.2	16.8	20.5	20.0	13.4	

(Continued)

(Sheet 1 of 8)

Table A1 (Continued)

No.	Identification	1/4- to 3/4-Ton Cargo Trucks								
		Dimen- sions	1/4-Ton		Dodge	American	FMC X4311	1-1/4-Ton Cargo Trucks		
			TARADCOM 3/4-ton	HMTT, 4x4	Ramcharger 4x4	Motors CJ5, 4x4	4x4	M880, 4x4	M890, 4x2	M561, 6x6
37	Maximum axle load/gross vehicle weight	--	0.56	0.50	0.50	0.50	0.50	0.50	0.36	
38	Vehicle rated horsepower per ton	hp/ton	44.4	51.2	41.5	67.0	73.0	41.0	22.5	
39	Transmission type (0 = automatic, 1 = manual)	--	1	0	0	1	0	0	1	
40	Final drive gear ratio	--	4.86	6.17	5.55	4.27	5.38	4.10	5.57	
41	Final drive gear efficiency	--	0.90	0.90	0.9	0.95	0.95	0.96	0.90	
42	Number of gear ratios	--	4	3	6	6	3	6	8	
43	Transmission efficiency	--	0.9	0.90	0.90	0.90	0.90	0.90	0.90	
44	Array containing vehicle speed versus tractive force curve [speed-tractive force (lbs)]. See Table A3									
45	Array containing engine speed versus torque. See Table A4									
46	Array containing torque converter speed ratio versus engine speed. See Table A5									
47	Array containing converter speed ratio versus torque multiplier. See Table A6									
48	Array containing vehicle velocity versus obstacle height of 2.5-g vertical acceleration (speed, mph versus obstacle height, inches). See Table A7									
49	Torque input value	ft/lb	--	200	--	--	--	200	200	
50	Array containing ride dynamics versus speed curve (rms, elevation, versus speed mph). See Table A8									

(Continued)

Table A1 (Continued)

FMC X4311 4x4	1-1/4-Ton Cargo Trucks			2-1/2-Ton Cargo Trucks*					M49A2C, 6x6 (Fuel Servicing)	German Unimog 416 4x4
	M880, 4x4	M890, 4x2	M561, 6x6	M35A2, 6x6	M35 PIP, 6x6	Ford LN8000, 4x4	Dodge W600 4x4	IH1750, 4x4**		
0.50	0.50	0.50	0.36	0.50	0.33	0.59	0.53	0.59	0.35	0.54
73.0	41.0	38.8	22.5	15.6	21.6	22.3	22.0	18.5	14.0	16.3
0	0	0	1	1	0	0	0	0	1	1
5.38	4.10	4.10	5.57	4.10	5.83	5.83	5.29	5.38	6.27	6.67
0.95	0.96	0.96	0.90	0.90	0.90	0.90	0.90	0.90	0.90	0.90
3	6	3	8	10	8	8	8	8	10	12
0.90	0.90	0.90	0.90	0.90	0.90	0.90	0.90	0.90	0.90	0.90
--	200	200	--	--	400	400	350	350	--	--

(Continued)

Table A1 (Continued)

No.	Identification	Dimen- sions	5-Ton Cargo Trucks*							
			Ford LNT8000 6x4	Ford LNT8000 6x6	IH1850** 6x4	IH1850 6x6	TARADCOM 5-ton, HMTT 8x8	German 5-ton 4AN 4x4	M813A1 6x6	M813 PIP 6x6
1	Vehicle type (NVEH = 0) for tracked and 1 for wheeled	--	1	1	1	1	1	1	1	1
2	Gross vehicle weight	lbs	27,300	27,980	28,320	29,380	28,000	31,394	32,080	34,200
3	Track type (NFL = 0) for flexible and 1 for girderized	NA†	NA	NA	NA	NA	NA	NA	NA	NA
4	Grouser height for tracks	NA	NA	NA	NA	NA	NA	NA	NA	NA
5	Tire ply rating	--	14	14	14	14	10	18	12	16
6	Gross rated horsepower	bhp	220	220	220	220	300	265	250	250
7	Number of tracks or tires	--	10	10	10	10	8	4	10	6
8	Number of axles	--	3	3	3	3	4	2	3	3
9	Vehicle width	in.	96.0	96.0	96.0	96.0	98.0	98.0	96.0	96.0
10	Vehicle length	in.	279.0	281.0	272.0	272.0	282.0	313.8	300.0	326.0
11	Track width or nominal tire width	in.	11.0	11.0	11.0	11.0	16.7	14.0	11.0	11.0
12	Wheel rim diameter	--	22.5	22.5	22.5	22.5	20.0	20.0	20.0	20.0
13	Recommended tire pressure (cross-country)	psi	68	68	58	58	15	51	45	55
14	Area of one-track shoe (tracked) or number of wheels (wheeled) (duals as one)	sq in. or #	6	6	6	6	8	4	6	6
15	Number of bogies (tracked) or chain indicator wheeled (0 = no chains; 1 = chains)	--	0	0	0	0	0	0	0	0
16	Vehicle ground clearance at the center of greatest wheel span	in.	11.8	16.2	10.5	16.5	24.0	25.2	20.0	19.5
17	Minimum vehicle ground clearance	in.	10.0	10.8	10.0	10.0	15.0	15.9	11.5	10.5
18	Rear end clearance (vertical clearance of vehicle's trailing edge)	in.	31.0	31.0	37.0	37.0	35.0	36.0	34.5	28.0
19	Vehicle departure angle	deg	49.0	47.0	58.0	65.0	73.0	40.0	32.5	34.0
20	Vertical clearance of vehicle's leading edge	in.	16.0	16.0	28.0	28.0	35.0	47.2	34.5	34.2
21	Vehicle approach angle	deg	34.0	44.0	46.0	62.0	50.0	45.0	46.0	34.0
22	Length of track on ground or wheel diameter	in.	44.5	44.5	44.5	44.5	51.8	49.0	42.0	42.0
23	Height of vehicle pushbar, bumper or leading edge	in.	16.0	16.0	28.0	28.0	35.0	47.2	34.5	34.2
24	Distance between first and last wheel center lines	in.	202.0	202.0	205.5	205.5	206.0	181.0	208.0	205.0
25	Horizontal distance from the center of gravity to the front wheel center lines	in.	123.2	117.6	123.4	123.4	100.1	92.5	126.2	118.2
26	Vertical distance from the center of gravity to the road wheel center lines	in.	30.0	31.0	30.0	30.6	34.0	30.0	30.6	30.6
27	Maximum span between adjacent wheel center lines	in.	151.0	151.0	154.5	154.5	90.0	181.0	154.0	151.5
28	Vertical distance from the ground to the center of the rear wheel (road wheel or idler)	in.	19.6	19.6	19.5	19.5	22.8	23.7	20.5	20.0
29	Track thickness plus the radius of the rear wheel (road wheel or idler). The wheel is the one used to determine departure angle. (wheeled = RW) (RW = rolling radius)	in.	NA	NA	NA	NA	NA	NA	NA	NA
30	Loaded rolling radius of tire (cross-country tire pressure) or sprocket pitch radius	in.	19.6	19.6	19.5	19.5	22.8	23.7	20.5	20.0
31	Height of rigid point used to determine approach angle	in.	16.0	16.0	28.0	28.0	35.0	26.7	34.5	34.2
32	Maximum braking force the vehicle develops	--	0.8	0	0.8	0.8	0.8	0.8	0.8	0.8
33	Loaded wheel deflection (at sand tire pressure)	%	25	25	25	25	25	25	25	25
34	Total ground-contact area	in.	NA	NA	NA	NA	NA	NA	NA	NA
35	Distance vehicle spans before significant motion begins	in.	19.6	19.6	19.5	19.5	58.0	23.7	20.5	20.0
36	Maximum force the pushbar can withstand	kips	27.3	28.0	28.3	29.4	28.0	27.6	32.1	34.2

(Continued)

\* All vehicles are considered primarily cargo carriers except as noted.

\*\* IH = International Harvester.

† NA = Not Applicable.

Table A1 (Continued)

1850 6x6	5-Ton Cargo Trucks*							8- to 10-Ton Cargo Trucks*			
	TARADCOM 5-ton, HMTT 8x8	German 5-ton MAN 4x4	M813A1 6x6	M813 PIP 6x6	M656 8x8	M816 6x6 (Wrecker)	M813A1, 6x6 (Fuel Pods) M105A2 (Fuel Pod)	TARADCOM 10-ton, HMTT 8x8	TARADCOM 10-ton, HMTT 8x8 (Wrecker)	TARADCOM 10-ton, HMTT 8x8 (Tanker)	Lockheed TDW902 8x8
1	1	1	1	1	1	1	1	1	1	1	1
380 NA	28,000 NA	31,394 NA	32,080 NA	34,200 NA	25,835 NA	43,529 NA	38,990 NA	46,500 NA	42,500 NA	44,000 NA	52,800 NA
NA	NA	NA	NA	NA	NA	NA	NA	NA	NA	NA	NA
14	10	18	12	16	10	12	12	16	16	16	12
220	300	265	250	250	210	250	250	440	440	440	430
10	8	4	10	6	8	10	12	8	8	8	8
3	4	2	3	3	4	3	4	4	4	4	4
96.0	98.0	98.0	96.0	96.0	96.0	97.5	102	96.0	98.0	96.0	112.0
272.0	282.0	313.8	300.0	326.0	276.0	345	480	339	366	348	376
11.0	16.7	14.0	11.0	11.0	16.0	11.0	11.0	16.7	16.7	16.7	24
22.5	20.0	20.0	20.0	20.0	20.0	20.0	20.0	20.0	20.0	20.0	20.5
58	15	51	45	55	30	35	35	20	20	20	18
6	8	4	6	6	8	6	8	8	8	8	8
0	0	0	0	0	0	0	0	0	0	0	0
16.5	24.0	25.2	20.0	19.5	20.0	22.5	22.5	23.6	23.6	23.6	37.0
10.0	15.0	15.9	11.5	10.5	12.0	11.6	11.5	14.0	14.0	14.0	14.0
37.0	35.0	36.0	34.5	28.0	52.0	29.0	35.0	37.4	30.7	37.4	37.5
65.0	73.0	40.0	32.5	34.0	61.5	38.0	32.5	53.0	35.0	53.0	54.0
28.0	35.0	47.2	34.5	34.2	32.0	32.0	32.0	38.6	38.6	38.6	34.0
62.0	50.0	45.0	46.0	34.0	50.0	35.0	35.0	55.0	55.0	55.0	54.0
44.5	51.8	49.0	42.0	42.0	44.0	42.0	42.0	51.8	51.8	51.8	54.0
28.0	35.0	47.2	34.5	34.2	36.0	32.0	32.0	38.6	38.6	38.6	34.0
205.5	206.0	181.0	208.0	205.0	206.0	206.0	206.0	248.0	248.0	248.0	273.0
123.4	100.1	92.5	126.2	118.2	110.0	151.2	121.0	124.0	138.0	124.0	138.3
30.6	34.0	30.0	30.6	30.6	15.3	27.12	30.6	36.0	36.0	36.0	34.2
154.5	90.0	181.0	154.0	151.5	90.0	152.0	152.0	132.0	132.0	132.0	155.0
19.5	22.8	23.7	20.5	20.0	20.4	18.28	18.7	22.8	22.8	22.8	24.5
NA	NA	NA	NA	NA	NA	NA	NA	NA	NA	NA	NA
19.5	22.8	23.7	20.5	20.0	20.44	18.3	18.7	22.8	22.8	22.8	24.5
28.0	35.0	26.7	34.5	34.2	32.0	32.0	32.0	38.6	38.6	38.6	34.0
0.8	0.8	0.8	0.8	0.8	0.8	0.8	0.8	0.8	0.8	0.8	0.8
25	25	25	25	25	25	25	25	25	25	25	25
NA	NA	NA	NA	NA	NA	NA	NA	NA	NA	NA	NA
19.5	58.0	23.7	20.5	20.0	58.0	21.0	21.0	58.0	58.0	58.0	59.0
29.4	28.0	27.6	32.1	34.2	25.8	43.5	31.4	46.5	42.5	44.0	52.8

(Continued)

2

Table A1 (Continued)

		5-Ton Cargo Trucks*								
No.	Identification	Dimen- sions	Ford LNT8000 6x4	Ford LNT8000 6x6	IH1850** 6x4	IH1850 6x6	TARADCOM 5-ton, HMTT 8x8	German 5-ton MAN 4x4	M813A1 6x6	M813 6x6
37	Maximum axle load/gross vehicle weight	--	0.33	0.33	0.33	0.34	0.25	0.50	0.35	
38	Vehicle rated horsepower per ton	hp/ton	16.1	15.7	15.5	15.0	21.4	16.9	15.6	
39	Transmission type (0 = automatic, 1 = manual)	--	0	0	0	0	0	0	1	
40	Final drive gear ratio	--	5.83	5.83	6.14	6.14	6.40	6.73	6.44	
41	Final drive gear efficiency	--	0.90	0.90	0.90	0.90	0.90	0.92	0.90	
42	Number of gear ratios	--	5	8	5	8	10.0	6	10	
43	Transmission efficiency	--	0.90	0.90	0.90	0.90	0.90	0.92	0.90	
44	Array containing vehicle speed versus tractive force curve [speed-tractive force (lbs)]. See Table A3									
45	Array containing engine speed versus torque. See Table A4									
46	Array containing torque converter speed ratio versus engine speed. See Table A5									
47	Array containing converter speed ratio versus torque multiplier. See Table A6									
48	Array containing vehicle velocity versus obstacle height of 2.5-g vertical ac- celeration (speed, mph versus obstacle height, inches). See Table A7									
49	Torque input value	ft/lb	400	400	400	400	220	555	--	
50	Array containing ride dynamics versus speed curve (rms, elevation, versus speed mph). See Table A8									

(Continued)

\* All vehicles are considered primarily cargo carriers except as noted.  
 \*\* IH = International Harvester.

Table A1 (Continued)

5-Ton Cargo Trucks*								8- to 10-Ton Cargo Trucks*			
IH1850 6x6	TARADCOM	German	M813A1 6x6	M813 PIP 6x6	M656 8x8	M816 6x6 (Wrecker)	M813A1, 6x6	TARADCOM	TARADCOM	TARADCOM	Lockheed
	5-ton, HMTT 8x8	5-ton MAN 4x4					(Fuel Pods) M105A2 (Fuel Pod)		10-ton, HMTT 8x8	10-ton, HMTT 8x8 (Wrecker)	
0.34	0.25	0.50	0.35	0.34	0.250	0.420	0.32	0.25	0.31	0.25	0.25
15.0	21.4	16.9	15.6	14.6	16.3	11.5	12.8	18.9	20.7	20.0	16.3
0	0	0	1	0	0	1	1	0	0	0	0
6.14	6.40	6.73	6.44	6.44	6.40	6.44	6.44	5.57	5.57	5.57	6.17
0.90	0.90	0.92	0.90	0.90	0.90	0.90	0.90	0.90	0.90	0.90	0.90
8	10.0	6	10	10	6	10	10	8	8	8	10
0.90	0.90	0.92	0.90	0.90	0.90	0.90	0.90	0.90	0.90	0.90	0.90
400	220	555	--	550	425	--	--	225	225	225	--

(Continued)

Table A1 (Continued)

No.	Identification	Dimen- sions	8- to 10-Ton Cargo Trucks*							
			German 10-ton MAN 8x8	M520E1 GOER 4x4	M559 GOER 4x4 (Tanker)	M553 GOER 4x4 (Wrecker)	British Vauxhall MMLC 4x4	M757 8x8/M870 (12-ton)	M916 6x6/M870 (12-ton)	M818 6x6/M127A (12-ton)
1	Vehicle type (NVEH = 0) for tracked and 1 for wheeled	--	1	1	1	1	1	1	1	1
2	Gross vehicle weight	lbs	51,455	43,210	46,370	46,540	35,935	55,935	65,470	58,930
3	Track type (NFL = 0) for flexible and 1 for girderized	NA†	NA	NA	NA	NA	NA	NA	NA	NA
4	Crouser height for tracks	NA	NA	NA	NA	NA	NA	NA	NA	NA
5	Tire ply rating	--	18	10	10	10	22	10	14	12
6	Gross rated horsepower	bhp	352	213	213	213	202	210	400	250
7	Number of tracks or tires	-1	8	4	4	4	4	20	22	18
8	Number of axles	--	4	2	2	2	2	7	6	5
9	Vehicle width	in.	97.8	108.0	112.0	108.0	98.0	96.0	98.0	146
10	Vehicle length	in.	393.6	375.0	394.6	408.0	265.0	694.0	704.0	525
11	Track width or nominal tire width	in.	13.0	18.0	18.0	18.0	14.0	16.0	11.0	11
12	Wheel rim diameter	--	20.0	33.0	33.0	33.0	20.0	20.0	24.0	20
13	Recommended tire pressure (cross-country)	psi	51	32	32	32	30	30	90	35
14	Area of one-track shoe (tracked) or number of wheels (wheeled) (duals as one)	sq in. or #	8	4	4	4	4	14	12	12
15	Number of bogies (tracked) or chain indicator wheeled (0 = no chains; 1 = chains)	--	0	0	0	0	0	0	0	0
16	Vehicle ground clearance at the center of greatest wheel span	in.	23.0	29.3	29.3	29.3	18.0	20.0	22.0	23
17	Minimum vehicle ground clearance	in.	16.5	24.0	24.0	24.0	13.9	12.0	11.6	11
18	Rear end clearance (vertical clearance of vehicle's trailing edge)	in.	34.0	31.0	31.0	31.0	56.0	40.0	40.0	30
19	Vehicle departure angle	deg	45.0	35.0	35.0	35.0	35.0	45.0	45.0	90
20	Vertical clearance of vehicle's leading edge	in.	47.0	48.0	48.0	48.0	30.7	36.0	30.0	32
21	Vehicle approach angle	deg.	40.0	35.0	35.0	35.0	41.0	50.0	42.0	35
22	Length of track on ground or wheel diameter	in.	49.0	69.0	69.0	69.0	48.0	44.0	47.8	42
23	Height of vehicle pushbar, bumper or leading edge	in.	47.0	48.0	48.0	48.0	30.7	36.0	30.0	32
24	Distance between first and last wheel center lines	in.	76.0	235.0	235.0	235.0	170.0	206.0	214.0	195
25	Horizontal distance from the center of gravity to the front wheel center lines	in.	48.4	111.0	116.6	109.0	96.0	115.5	148.8	122
26	Vertical distance from the center of gravity to the road wheel center lines	in.	43.3	13.1	17.3	17.3	39.5	13.5	13.5	18
27	Maximum span between adjacent wheel center lines	in.	146.4	235.0	235.0	235.0	170.0	90.0	158.0	140
28	Vertical distance from the ground to the center of the rear wheel (road wheel or idler)	in.	23.7	31.7	31.7	31.7	22.5	20.4	22.5	18
29	Track thickness plus the radius of the rear wheel (road wheel or idler). The wheel is the one used to determine departure angle. (wheeled = RW) (RW = rolling radius)	in.	NA	NA	NA	NA	NA	NA	NA	NA
30	Loaded rolling radius of tire (cross-country tire pressure) or sprocket pitch radius	in.	23.7	31.7	31.7	31.7	22.5	20.4	22.5	18
31	Height of rigid point used to determine approach angle	in.	36.0	48.0	48.0	48.0	30.7	32.0	30.0	32
32	Maximum braking force the vehicle develops	--	0.8	0.8	0.8	0.8	0.8	0.8	0.8	0
33	Loaded wheel deflection (at sand tire pressure)	%	25	25	25	25	25	25	25	25
34	Total ground-contact area	in.	NA	NA	NA	NA	NA	NA	NA	NA
35	Distance vehicle spans before significant motion begins	in.	55.0	34.5	34.5	34.5	24.0	22.0	23.9	21
36	Maximum force the pushbar can withstand	in.	51.5	43.2	46.4	46.5	35.9	15.4	25.0	21

(Continued)

\* All vehicles are considered primarily cargo carriers except as noted.

† NA = Not Applicable.

Table A1 (Continued)

M553 GOER 4x4 Trecker	British Vauxhall MLLC 4x4	Tractor/Trailers						Tracked Cargo Carriers			
		M757 8x8/M870 (12-ton)	M916 6x6/M870 (12-ton)	M818 6x6/M127A1C (12-ton)	M818 6x6/M871 Modified (22-1/2-ton)	M818 6x6/M127A1C (22-1/2-ton)	M920 8x6/M871 Modified (22-1/2-ton)	M548E1	M548 (Extended)	M113A1 (Extended)	
1	1	1	1	1	1	1	1	1	1	1	1
5,540	35,935	55,935	65,470	58,930	83,355	79,930	89,768	26,450	33,625	30,207	
NA	NA	NA	NA	NA	NA	NA	NA	0	0	0	
NA	NA	NA	NA	NA	NA	NA	NA	1.0	1.0	1.0	
10	22	10	14	12	12	12	14	NA	NA	NA	
213	202	210	400	250	250	250	400	202	209	209	
4	4	20	22	18	22	18	26	2	2	2	
2	2	7	6	5	6	5	7	NA	NA	NA	
108.0	98.0	96.0	98.0	146	97	97	151	106	110	105	
408.0	265.0	694.0	704.0	525.0	612	525.0	646.0	226.0	240.0	217.5	
18.0	14.0	16.0	11.0	11.0	11	11	11	15	15	15	
33.0	20.0	20.0	24.0	20.0	20.0	20.0	24.0	NA	NA	NA	
32	30	30	90	35	35	35	90	NA	NA	NA	
4	4	14	12	12	12	12	14	90	90	90	
0	0	0	0	0	0	0	0	10	12	12	
29.3	18.0	20.0	22.0	23.0	23	23	22	NA	NA	NA	
24.0	13.9	12.0	11.6	11.5	11.5	11.5	11.6	16.0	16.0	16.0	
31.0	56.0	40.0	40.0	30.0	30.0	30.0	40.0	23.0	23.0	24.5	
35.0	35.0	45.0	45.0	90.0	90.0	90.0	45.0	35.0	56.0	40.0	
48.0	30.7	36.0	30.0	32.0	32.0	32.0	30.0	50.0	41.8	30.0	
35.0	41.0	50.0	42.0	35.0	35.0	35.0	42.0	57.0	45.0	70.0	
69.0	48.0	44.0	47.8	42.0	42.0	42.0	47.8	120.0	134.2	134.2	
48.0	30.7	36.0	30.0	32.0	32.0	32.0	30.0	50.0	41.8	30.0	
235.0	170.0	206.0	214.0	195.0	195.0	195.0	239.0	111.0	131.2	131.2	
109.0	96.0	115.5	148.8	122.0	115.0	125.0	168.1	57.0	59.8	58.6	
17.3	39.5	13.5	13.5	18.4	17.9	18.9	13.5	22.4	28.9	25.0	
235.0	170.0	90.0	158.0	140.0	140.0	140.0	123.0	NA	NA	NA	
31.7	22.5	20.4	22.5	18.6	18.6	18.6	22.5	18.0	17.2	20.0	
NA	NA	NA	NA	NA	NA	NA	NA	14.2	14.2	14.5	
31.7	22.5	20.4	22.5	18.6	18.6	18.6	22.5	9.8	9.8	9.8	
48.0	30.7	32.0	30.0	32.0	32.0	32.0	30.0	23.0	23.0	28.2	
0.8	0.8	0.8	0.8	0.8	0.8	0.8	0.8	0.8	0.8	0.8	
25	25	25	25	25	25	25	25	NA	NA	NA	
NA	NA	NA	NA	NA	NA	NA	NA	3,600	4,026	4,026	
34.5	24.0	22.0	23.9	21.0	21.0	21.0	23.9	60.0	65.6	65.6	
46.5	35.9	15.4	25.0	21.0	21.0	21.0	25.0	26.4	67.0	60.4	

(Continued)

Table A1 (Continued)

No.	Identification	Dimen- sions	8- to 10-Ton Cargo Trucks*							
			German 10-ton MAN 8x8	M520E1 GOER 4x4	M559 GOER 4x4 (Tanker)	M553 GOER 4x4 (Wrecker)	British Vauxhall MMLC 4x4	M757 8x8/M870 (12-ton)	M916 6x6/M870 (12-ton)	MB11 6x6/M12 (12-ton)
37	Maximum axle load/gross vehicle weight	--	0.26	0.53	0.51	0.54	0.60	0.18	0.24	0.3
38	Vehicle rated horsepower per ton	hp/ton	13.7	9.9	9.2	9.2	11.2	7.5	12.2	8.5
39	Transmission type (0 = automatic, 1 = manual)	--	1	0	0	0	1	0	1	1
40	Final drive gear ratio	--	6.73	14.69	14.69	14.69	6.11	6.44	5.29	6.4
41	Final drive gear efficiency	--	0.92	0.90	0.90	0.90	0.95	0.90	0.90	0.9
42	Number of gear ratios	--	6	6	6	6	12	6	16	10
43	Transmission efficiency	--	0.90	0.90	0.90	0.90	0.90	0.90	0.90	0.9
44	Array containing vehicle speed versus tractive force curve [speed-tractive force (lbs)]. See Table A3									
45	Array containing engine speed versus torque. See Table A4									
46	Array containing torque converter speed ratio versus engine speed. See Table A5									
47	Array containing converter speed ratio versus torque multiplier. See Table A6									
48	Array containing vehicle velocity versus obstacle height of 2.5-g vertical ac- celeration )speed, mph versus obstacle height, inches). See Table A7									
49	Torque input value	ft/lb	--	494	494	429	425	--	--	--
50	Array containing ride dynamics versus speed curve (rms, elevation, versus speed mph). See Table A8									

(Continued)

\* All vehicles are considered primarily cargo carriers except as noted.

Table A1 (Continued)

Trucks*	Tractor/Trailers									Tracked Cargo Carriers		
	M553 GOER 4x4 (Wrecker)	British Vauxhall MMLC 4x4	M757 8x8/M870 (12-ton)	M916 6x6/M870 (12-ton)	M818 6x6/M127A1C (12-ton)	M818 6x6/M871 Modified (22-1/2-ton)	M818 6x6/M127A1C (22-1/2-ton)	M920 8x6/M871 Modified (22-1/2-ton)	M548E1	M548 (Extended)	M113A1 (Extended)	
0.54	0.60	0.18	0.24	0.36	0.20	0.22	0.30	NA	NA	NA		
9.2	11.2	7.5	12.2	8.5	6.0	6.3	8.9	15.3	12.4	13.8		
0	1	0	1	1	1	1	1	0	0	0		
14.69	6.11	6.44	5.29	6.44	6.44	6.44	5.29	4.31	4.31	4.31		
0.90	0.95	0.90	0.90	0.90	0.90	0.90	0.90	0.95	0.95	0.95		
6	12	6	16	10	10	10	16	3	4	4		
0.90	0.90	0.90	0.90	0.90	0.90	0.90	0.90	0.90	0.90	0.90		
429	425	--	--	--	--	--	--	--	300	300		

(Continued)

2

Table A1 (Continued)

No.	Identification	Dimen- sions	Special Study Vehicles				
			VW ILTIS 4x4	Daimler- Benz 4x4	German MAN, 7-ton 6x6	M757 8x8/M172A1 (12-ton)	M916 6x6/M172A1 (12-ton)
1	Vehicle type (NVEH =0) for tracked and 1 for wheeled	--	1	1	1	1	1
2	Gross vehicle weight	lbs	4,387	16,500	39,639	56,035	65,570
3	Track type (NFL =0) for flexible and 1 for girderized	NA†	NA	NA	NA	NA	NA
4	Grouser height for tracks	NA	NA	NA	NA	NA	
5	Tire ply rating	--	10	12	18	10	14
6	Gross rated horsepower	bhp	74	120	320	210	400
7	Number of tracks or tires	--	4	4	6	16	18
8	Number of axles	--	2	2	3	6	5
9	Vehicle width	in.	59.8	90.5	97.8	115.0	115.0
10	Vehicle length	in.	152.9	218.1	335.4	593.0	603.0
11	Track width or nominal tire width	in.	7.3	13.0	13.0	16.0	11.0
12	Wheel rim diameter	--	16.0	20.0	21.5	20.0	24.0
13	Recommended tire pressure (cross-country)	psi	35	58.0	51.0	30.0	90.0
14	Area of one-track shoe (tracked) or number of wheels (wheeled) (duals as one)	sq in. or #	4	4	6	12	10
15	Number of bogies (tracked) or chain indicator wheeled (0 = no chains; 1 - chains)	--	0	0	0	0	0
16	Vehicle ground clearance at the center of greatest wheel span	in.	11.6	23.2	23.0	20.0	22.0
17	Minimum vehicle ground clearance	in.	9.6	17.3	16.5	12.0	11.6
18	Bear end clearance (vertical clearance of vehicle's trailing edge)	in.	21.2	28.7	33.0	25.5	25.5
19	Vehicle departure angle	deg	32.0	51.0	40.0	45.0	45.0
20	Vertical clearance of vehicle's leading edge	in.	24.4	35.4	46.0	36.0	30.0
21	Vehicle approach angle	deg	40.0	46.0	40.0	50.0	42.0
22	Length of track on ground or wheel diameter	in.	29.0	45.0	49.0	44.0	47.8
23	Height of vehicle pushbar, bumper or leading edge	in.	24.4	35.4	46.0	36.0	30.0
24	Distance between first and last wheel center lines	in.	79.3	127.9	202.8	206.0	214.0
25	Horizontal distance from the center of gravity to the front wheel center lines	in.	39.6	52.2	116.7	115.5	148.8
26	Vertical distance from the center of gravity to the road wheel center lines	in.	12.0	19.5	43.3	13.5	13.5
27	Maximum span between adjacent wheel center lines	in.	79.3	127.9	147.6	90.0	158.0
28	Vertical distance from the ground to the center of the rear wheel (road wheel or idler)	in.	13.5	19.8	23.7	20.4	22.5
29	Track thickness plus the radius of the rear wheel (road wheel or idler). The wheel is the one used to determine departure angle. (wheeled = RW) (RW = rolling radius)	in.	NA	NA	NA	NA	NA
30	Loaded rolling radius of tire (cross-country tire pressure) or sprocket pitch radius	in.	13.5	19.8	23.7	20.4	22.5
31	Height of rigid point used to determine approach angle	in.	24.4	30.7	36.0	32.0	30.0
32	Maximum braking force the vehicle develops	--	0.8	0.8	0.8	0.8	0.8
33	Loaded wheel deflection (at sand tire pressure)	%	25	25	25	25	25
34	Total ground-contact area	in.	NA	NA	NA	NA	NA
35	Distance vehicle spans before significant motion begins	in.	14.5	22.5	23.7	22.0	23.9
36	Maximum force the pushbar can withstand	kips	4.4	11.0	39.6	15.4	25.0

(Continued)

† NA = Not Applicable.

(Sheet 7 of 8)

Table A1 (Concluded)

No.	Identification	Dimen- sions	Special Study Vehicles				
			VW ITS 4x4	Daimler- Benz 4x4	German MAN, 7-ton 6x6	M757 8x8/M172A1 (12-ton)	M916 6x6/M172A1 (12-ton)
37	Maximum axle load/gross vehicle weight	--	0.50	0.50	0.34	0.18	0.24
38	Vehicle rated horsepower per ton	hp/ton	33.8	14.6	17.8	7.5	12.2
39	Transmission type (0 = automatic, 1 = manual)	--	1	1	1	0	1
40	Final drive gear ratio	--	5.28	6.53	6.73	6.44	5.29
41	Final drive gear efficiency	--	0.90	0.90	0.92	0.90	0.90
42	Number of gear ratios	--	5	8	6	6	16
43	Transmission efficiency	--	0.90	0.90	0.92	0.90	0.90
44	Array containing vehicle speed versus tractive force curve [speed-tractive force (lbs)]. See Table A3						
45	Array containing engine speed versus torque. See Table A4						
46	Array containing torque converter speed ratio versus engine speed. See Table A5						
47	Array containing converter speed ratio versus torque multiplier. See Table A6						
48	Array containing vehicle velocity versus obstacle height of 2.5-g vertical acceleration (speed, mph versus obstacle height, inches). See Table A7						
49	Torque input value	ft/lb	--	--	--	425	--
50	Array containing ride dynamics versus speed curve (rms, elevation, versus speed mph). See Table A8						

Table A2  
Gear Ratios for Study Vehicles

Vehicles	Gear Ratios for Transmission				
	1/4- to 3/4-Ton Cargo Trucks				
	1-1/4-Ton Cargo Trucks	1-1/4-Ton Cargo Trucks	2-1/2-Ton Cargo Trucks*	2-1/2-Ton Cargo Trucks*	5-Ton Cargo Trucks*
M151A2, 4x4	5.71	3.18	1.67	1.00	
TARADCOM 3/4-ton HMTT, 4x4	2.45	1.45	1.00		
Dodge Ramcharger, 4x4	4.92	2.91	2.45	2.01	1.45
American Motors CJ5, 4x4	6.09	3.54	3.00	2.03	1.74
FMC XR311, 4x4	2.45	1.45	1.00		
M880, 4x4	5.14	3.14	2.45	2.01	1.45
M89, 4x2	2.45	1.45	1.00		
M561, 6x6	12.64	7.06	6.41	3.58	3.06
M35A2, 6x6	9.94	5.50	5.02	3.21	2.78
M35 PIP, 6x6	7.09	4.14	3.58	2.75	2.09
Ford LN8000, 4x4	7.09	4.14	3.58	2.75	2.09
Dodge W600, 4x4	6.69	4.37	3.45	2.75	2.25
International Harvester IH1750, 4x4	8.56	5.00	3.58	3.32	2.39
M49A2C, 6x6 (Fuel Servicing)	9.94	5.50	5.02	3.21	2.78
German Unimog 416, 4x4	13.00	11.36	10.00	7.16	6.31
Ford LNT8000, 6x4	8.04	3.58	2.09	1.39	1.00
Ford LNT8000, 6x6	7.09	4.14	3.58	2.75	2.09
International Harvester IH1850, 6x4	8.04	3.58	2.09	1.39	1.00
International Harvester IH1850, 6x6	8.56	5.00	3.58	3.32	2.39
TARADCOM 5-ton HMTT, 8x8	9.17	4.86	4.00	3.65	2.79
German 5-ton MAN, 4x4	6.53	3.77	2.50	1.69	1.29
M813A1, 6x6	12.29	6.88	6.07	3.62	3.40
M813 PIP, 6x6	7.46	4.17	3.96	3.05	2.92
M656, 8x8	5.49	3.95	2.79	2.01	1.44
M816, 6x6 (Wrecker)	12.29	6.88	6.07	3.62	3.40
M813A1, 6x6 (Fuel Pods)/M105A2 (Fuel Pod)	12.29	6.88	6.07	3.62	3.40

(Continued)

\* All vehicles are considered primarily cargo carriers except as noted.

Table A2 (Concluded)

Vehicles	Gear Ratios for Transmission										
	8- to 10-Ton Cargo Trucks*										
TARADCOM 10-ton HMTT, 8x8	8.02	4.50	3.69	3.04	2.17	2.07	1.46	1.00			
TARADCOM 10-ton HMTT, 8x8 (Wrecker)	8.02	4.50	3.69	3.04	2.17	2.07	1.46	1.00			
TARADCOM 10-ton HMTT, 8x8 (Tanker)	8.02	4.50	3.69	3.04	2.17	2.07	1.46	1.00			
Lockheed TDW902, 8x8	10.24	6.83	4.09	2.73	2.66	1.80	1.77	1.28	1.20	0.86	
German 10-ton MAN, 8x8	6.53	3.77	2.50	1.69	1.29	1.02					
M520E1 GOER, 4x4	5.22	3.01	2.30	1.73	1.33	1.00					
M559 GOER, 4x4 (Tanker)	5.22	3.01	2.30	1.73	1.33	1.00					
M553 GOER, 4x4 (Wrecker)	5.22	3.01	2.30	1.73	1.33	1.00					
British Vauxhall WMLC, 4x4	14.67	9.00	7.56	5.49	4.64	3.61	2.83	2.58	1.94	1.86 1.33 1.00	
					Tractor/Trailers						
M757, 8x8/M870 (12-ton)	5.49	3.95	2.79	2.01	1.44	1.04					
M916, 6x6/M870 (12-ton)	14.77	12.21	10.07	8.33	6.89	5.70	4.70	3.89	3.14	2.60 2.14 1.77 1.47 1.21 1.00 0.83	
M818, 6x6/M127A1C (12-ton)	12.29	6.88	6.07	3.62	3.40	2.02	1.79	1.58	1.00	0.78	
M818, 6x6/M871 Modified (22-1/2-ton)	12.29	6.88	6.07	3.62	3.40	2.02	1.79	1.58	1.00	0.78	
M818, 6x6/M127A1C (22-1/2-ton)	12.29	6.88	6.07	3.62	3.40	2.02	1.79	1.58	1.00	0.78	
M920, 8x6/M871 Modified (22-1/2-ton)	14.77	12.21	10.07	8.33	6.89	5.70	4.70	3.89	3.14	2.60 2.14 1.77 1.47 1.21 1.00 0.83	
					Tracked Cargo Carriers						
M548E1	3.79	1.93	1.00								
M548 (Extended)	3.73	2.35	1.46								
M113A1 (Extended)	3.73	1.93	1.00								
					Special Study Vehicles						
VW ILLIS, 4x4	7.60	3.91	2.28	1.46	1.09						
Daimler-Benz, 4x4	13.01	9.02	5.96	4.38	2.97	2.06	1.36	1.00			
German MAN, 7-ton, 6x6	6.53	3.77	2.50	1.69	1.30	1.02					
M757, 8x8/M172A1 (12-ton)	5.49	3.95	2.79	2.01	1.44	1.04					
M916, 6x6/M172A1 (12-ton)	14.77	12.21	10.07	8.33	6.89	5.70	4.70	3.89	3.14	2.60 2.14 1.77 1.47 1.21 1.00 0.83	

\* All vehicles are considered primarily cargo carriers except as noted.



Table A3 (Continued)

M49A2C, 6x6 (Fuel Servicing)			M613A1, 6x6			M813 PIP, 6x6			M656, 8x8			M10SA2 (Fuel Pod), M613A1, 6x6			Lockheed TDW902 8x8			German 10-ton MAN, 8x8		
Vehicle Speed	Tractive Force	lb	Vehicle Speed	Tractive Force	lb	Vehicle Speed	Tractive Force	lb	Vehicle Speed	Tractive Force	lb	Vehicle Speed	Tractive Force	lb	Vehicle Speed	Tractive Force	lb	Vehicle Speed	Tractive Force	lb
mph	lb		mph	lb		mph	lb		mph	lb		mph	lb		mph	lb		mph	lb	
0	14,013		0	30,735		0	21,600		0	25,560		0	57,740		0	34,842		0	34,842	
2.2	13,899		1.0	26,235		1.0	20,460		2.0	25,440		0.9	49,490		0.5	31,686		0.5	31,686	
3.2	12,991		2.0	21,736		2.6	16,400		2.4	23,190		1.8	41,240		1.0	28,476		1.0	28,476	
4.3	11,174		3.0	17,987		4.0	13,500		2.6	24,440		2.8	33,980		1.5	25,519		1.5	25,519	
4.4	7,824		4.0	14,488		6.2	9,710		3.1	21,440		4.0	26,390		2.0	23,535		2.0	23,535	
5.4	7,484		5.0	11,739		6.3	8,010		3.2	14,590		4.2	22,200		2.5	21,617		2.5	21,617	
6.6	6,973		6.0	9,241		7.2	7,920		3.2	14,590		4.2	22,200		3.0	19,256		3.0	19,256	
8.0	6,323		7.0	7,993		7.6	7,420		4.9	13,540		5.9	17,600		3.5	16,212		3.5	16,212	
8.1	6,098		8.0	7,749		7.7	6,820		5.5	12,750		6.1	16,280		4.0	15,709		4.0	15,709	
8.6	5,769		9.0	7,249		10.0	5,840		5.6	11,750		7.4	13,200		4.5	14,585		4.5	14,585	
8.7	4,633		10.0	6,503		12.2	5,050		6.3	10,860		8.6	11,600		4.8	13,600		4.8	13,600	
10.6	4,486		11.0	5,756		12.3	4,150		6.4	7,860		9.9	10,600		6.0	13,553		6.0	13,553	
12.2	4,168		12.0	5,310		13.8	4,050		7.6	7,830		10.3	9,200		6.5	13,389		6.5	13,389	
13.8	3,736		14.0	4,769		16.0	3,860		9.0	7,500		10.4	9,200		7.0	13,091		7.0	13,091	
13.9	3,566		16.0	4,229		16.1	3,260		11.0	6,730		11.0	8,800		7.5	12,665		7.5	12,665	
13.9	3,248		18.0	3,791		20.0	3,180		11.1	6,630		11.1	8,800		8.0	12,240		8.0	12,240	
16.0	2,850		20.0	3,555		22.0	2,990		11.6	6,340		11.6	7,050		8.5	11,550		8.5	11,550	
18.4	2,714		22.0	3,070		24.0	2,600		11.7	6,340		11.7	7,050		9.0	8,000		9.0	8,000	
21.1	2,520		25.0	2,795		27.9	2,280		13.7	4,670		13.7	6,270		11.0	7,767		11.0	7,767	
23.1	2,351		30.0	2,443		33.0	1,850		16.0	4,560		16.0	6,270		11.5	7,713		11.5	7,713	
23.2	2,181		35.0	2,100		38.7	1,500		16.0	4,560		16.0	6,270		12.0	7,599		12.0	7,599	
25.0	2,124		40.0	1,966		50.0	1,200		19.7	4,060		19.7	4,920		13.0	7,314		13.0	7,314	
28.2	1,840		45.0	1,861		50.0	1,200		22.5	3,600		22.5	4,290		14.0	7,008		14.0	7,008	
28.3	1,783		50.0	1,874		55.0	1,200		22.6	3,500		22.6	4,290		15.0	5,776		15.0	5,776	
29.1	1,726		55.0	1,786		55.0	1,200		25.4	3,220		25.4	4,290		15.5	5,197		15.5	5,197	
29.2	1,385		55.0	1,786		55.0	1,200		25.4	3,220		25.4	4,290		17.0	5,124		17.0	5,124	
36.0	1,374		55.0	1,786		55.0	1,200		28.6	2,420		28.6	3,130		18.0	5,067		18.0	5,067	
42.0	1,272		55.0	1,786		55.0	1,200		35.4	2,210		35.4	2,200		19.0	4,922		19.0	4,922	
45.0	1,102		55.0	1,786		55.0	1,200		50.0	1,610		50.0	1,925		20.0	4,798		20.0	4,798	
45.0	1,090		55.0	1,786		55.0	1,200		50.0	1,610		50.0	1,925		21.0	4,670		21.0	4,670	
51.0	1,034		55.0	1,786		55.0	1,200		50.0	1,610		50.0	1,925		22.0	4,464		22.0	4,464	
53.0	1,011		55.0	1,786		55.0	1,200		50.0	1,610		50.0	1,925		22.5	4,039		22.5	4,039	
55.0	965		55.0	1,786		55.0	1,200		50.0	1,610		50.0	1,925		23.0	3,518		23.0	3,518	
55.0	0		55.0	1,786		55.0	1,200		50.0	1,610		50.0	1,925		26.0	3,452		26.0	3,452	
															30.0	3,223		30.0	3,223	
															32.5	3,021		32.5	3,021	
															33.0	2,654		33.0	2,654	
															38.5	2,490		38.5	2,490	
															42.5	2,310		42.5	2,310	
															43.0	2,081		43.0	2,081	
															45.0	2,041		45.0	2,041	
															50.0	1,937		50.0	1,937	
															50.0	0		50.0	0	

(Continued)

(Sheet 2 of 4)

Table A3 (Continued)

M520E1 GOER, 4x4 (Tanker)			M559 GOER, 4x4 (Tanker)			M553 GOER, 4x4 (Wrecker)			M757, 8x8/M870 (12-ton)			M818, 6x6/M127A1C (12-ton)			M818, 6x6/M871 Modified (22-1/2-ton)			M818, 6x6/M127A1C (22-1/2-ton)		
Vehicle Speed	Tractive Force	lb	Vehicle Speed	Tractive Force	lb	Vehicle Speed	Tractive Force	lb	Vehicle Speed	Tractive Force	lb	Vehicle Speed	Tractive Force	lb	Vehicle Speed	Tractive Force	lb	Vehicle Speed	Tractive Force	lb
0	38,500	38,500	0	38,500	38,600	0	21,600	21,600	0	25,732	25,732	0	25,732	25,732	0	25,732	25,732	0	25,732	25,732
0.4	36,500	36,500	0.4	36,500	36,500	1.0	20,460	20,460	2.0	25,632	25,632	2.0	25,632	25,632	2.0	25,632	25,632	2.0	25,632	25,632
1.2	32,500	32,500	0.9	32,500	32,500	2.6	16,400	16,400	2.4	25,380	25,380	2.4	25,380	25,380	2.4	25,380	25,380	2.4	25,380	25,380
1.6	28,500	28,500	1.2	28,500	28,500	4.0	13,500	13,500	2.6	24,624	24,624	2.6	24,624	24,624	2.6	24,624	24,624	2.6	24,624	24,624
2.1	24,500	24,500	1.6	24,500	24,500	6.2	9,710	9,710	3.1	21,602	21,602	3.1	21,602	21,602	3.1	21,602	21,602	3.1	21,602	21,602
2.9	20,500	20,500	2.1	20,500	20,500	6.3	8,010	8,010	3.2	14,700	14,700	3.2	14,700	14,700	3.2	14,700	14,700	3.2	14,700	14,700
3.9	16,500	16,500	2.9	16,500	16,500	7.2	7,920	7,920	4.0	14,650	14,650	4.0	14,650	14,650	4.0	14,650	14,650	4.0	14,650	14,650
4.7	12,500	12,500	3.9	12,500	12,500	7.6	7,820	7,820	4.9	13,642	13,642	4.9	13,642	13,642	4.9	13,642	13,642	4.9	13,642	13,642
5.6	8,510	8,510	4.7	9,700	9,700	7.7	6,820	6,820	5.5	12,846	12,846	5.5	12,846	12,846	5.5	12,846	12,846	5.5	12,846	12,846
7.4	6,830	6,830	5.6	8,510	8,510	10.0	5,840	5,840	5.6	11,839	11,839	5.6	11,839	11,839	5.6	11,839	11,839	5.6	11,839	11,839
8.4	5,940	5,940	7.4	6,830	6,830	12.2	5,050	5,050	6.3	10,942	10,942	6.3	10,942	10,942	6.3	10,942	10,942	6.3	10,942	10,942
10.0	5,750	5,750	8.4	5,940	5,940	12.3	4,150	4,150	6.4	7,919	7,919	6.4	7,919	7,919	6.4	7,919	7,919	6.4	7,919	7,919
11.1	5,550	5,550	10.0	5,750	5,750	13.8	4,050	4,050	7.6	7,889	7,889	7.6	7,889	7,889	7.6	7,889	7,889	7.6	7,889	7,889
12.1	5,060	5,060	11.1	5,550	5,550	16.0	3,860	3,860	9.0	7,557	7,557	9.0	7,557	7,557	9.0	7,557	7,557	9.0	7,557	7,557
12.6	4,370	4,370	12.1	5,060	5,060	16.1	3,260	3,260	11.0	6,781	6,781	11.0	6,781	6,781	11.0	6,781	6,781	11.0	6,781	6,781
14.0	4,280	4,280	12.6	4,370	4,370	20.0	3,180	3,180	11.1	6,680	6,680	11.1	6,680	6,680	11.1	6,680	6,680	11.1	6,680	6,680
15.0	4,100	4,100	14.0	4,280	4,280	22.0	2,990	2,990	11.6	6,388	6,388	11.6	6,388	6,388	11.6	6,388	6,388	11.6	6,388	6,388
16.9	3,810	3,810	15.0	4,100	4,100	24.0	2,600	2,600	11.7	4,725	4,725	11.7	4,725	4,725	11.7	4,725	4,725	11.7	4,725	4,725
18.6	3,220	3,220	16.9	3,810	3,810	27.9	2,280	2,280	13.7	4,705	4,705	13.7	4,705	4,705	13.7	4,705	4,705	13.7	4,705	4,705
20.0	3,140	3,140	18.6	3,220	3,220	33.0	1,850	1,850	16.0	4,594	4,594	16.0	4,594	4,594	16.0	4,594	4,594	16.0	4,594	4,594
21.7	2,850	2,850	20.0	3,140	3,140	31.0	1,700	1,700	17.7	4,091	4,091	17.7	4,091	4,091	17.7	4,091	4,091	17.7	4,091	4,091
24.0	2,560	2,560	21.7	2,850	2,850	38.7	1,650	1,650	19.8	3,990	3,990	19.8	3,990	3,990	19.8	3,990	3,990	19.8	3,990	3,990
26.0	2,480	2,480	24.0	2,560	2,560	50.0	1,200	1,200	22.5	3,627	3,627	22.5	3,627	3,627	22.5	3,627	3,627	22.5	3,627	3,627
28.0	2,300	2,300	26.0	2,480	2,480	26.0	2,300	2,300	22.6	3,526	3,526	22.6	3,526	3,526	22.6	3,526	3,526	22.6	3,526	3,526
30.0	1,940	1,940	28.0	2,300	2,300	28.0	1,940	1,940	25.4	3,244	3,244	25.4	3,244	3,244	25.4	3,244	3,244	25.4	3,244	3,244
30.0	1,600	1,600	30.0	1,940	1,940	30.0	1,600	1,600	28.6	2,428	2,428	28.6	2,428	2,428	28.6	2,428	2,428	28.6	2,428	2,428
30.0	0	0	30.0	1,600	1,600	30.0	0	0	35.4	2,227	2,227	35.4	2,227	2,227	35.4	2,227	2,227	35.4	2,227	2,227
									40.3	2,025	2,025	40.3	2,025	2,025	40.3	2,025	2,025	40.3	2,025	2,025
									40.4	1,874	1,874	40.4	1,874	1,874	40.4	1,874	1,874	40.4	1,874	1,874
									45.4	1,743	1,743	45.4	1,743	1,743	45.4	1,743	1,743	45.4	1,743	1,743
									50.0	1,622	1,622	50.0	1,622	1,622	50.0	1,622	1,622	50.0	1,622	1,622
									50.0	0	0	50.0	0	0	50.0	0	0	50.0	0	0

(Continued)

(Sheet 3 of 4)

Table A3 (Concluded)

M548E1			M548E1 (Extended)			M548E1 (Extended)			M113A1 (Extended)			M113A1 (Extended)			German MAN 7-ton, 6x6			M757, 8x8/M172A1		
Vehicle Speed	Tractive Force		Vehicle Speed	Tractive Force		Vehicle Speed	Tractive Force		Vehicle Speed	Tractive Force		Vehicle Speed	Tractive Force		Vehicle Speed	Tractive Force		Vehicle Speed	Tractive Force	
mph	lb		mph	lb		mph	lb		mph	lb		mph	lb		mph	lb		mph	lb	
0	19,750		0	24,690		0	24,690		10.6	5,992		0	34,842		0	4,798		0	21,600	
0.8	19,650		0.3	24,690		11.1	5,749		11.1	5,749		0.5	31,686		20.0	4,670		1.0	20,460	
1.5	17,050		0.7	23,377		11.6	5,514		11.6	5,514		1.0	28,476		21.0	4,664		2.6	16,400	
2.6	13,050		1.0	22,093		12.2	5,288		12.2	5,288		1.5	25,519		22.0	4,039		4.0	13,500	
3.3	11,050		1.3	20,853		12.7	5,190		12.7	5,190		2.0	23,535		23.0	3,518		6.2	9,710	
4.2	9,050		1.7	19,603		13.7	5,093		13.7	5,093		2.5	21,617		26.0	3,452		6.3	8,010	
5.5	6,800		2.0	18,553		14.8	4,929		14.8	4,929		3.0	19,256		30.0	3,223		7.2	7,920	
6.4	6,565		2.3	17,521		15.9	4,766		15.9	4,766		3.5	16,212		32.5	3,021		7.6	7,420	
7.2	6,470		2.7	16,541		16.2	3,117		16.2	3,117		4.0	15,709		33.0	2,654		7.7	6,820	
8.0	6,080		3.0	15,648		17.9	3,213		17.9	3,213		4.5	14,585		38.5	2,490		10.0	5,840	
9.4	5,190		3.3	14,761		19.6	3,253		19.6	3,253		4.8	13,600		42.5	2,310		12.2	5,050	
10.0	4,700		3.7	14,038		23.0	3,146		23.0	3,146		6.0	13,553		43.0	2,081		12.3	4,150	
10.1	3,800		4.0	13,379		23.5	2,992		23.5	2,992		6.5	13,389		45.0	2,041		13.8	4,050	
13.3	3,775		4.3	12,729		27.5	2,341		27.5	2,341		7.0	13,091		54.0	1,937		16.0	3,860	
14.8	3,740		4.7	12,177		31.0	2,301		31.0	2,301		7.5	12,665		54.0	1,937		16.1	3,260	
16.0	3,650		5.0	11,627		35.8	2,153		35.8	2,153		8.0	12,240		54.0	1,937		20.0	3,180	
18.0	3,270		5.3	11,092		35.8	0		35.8	0		8.5	11,550		54.0	1,937		22.0	2,990	
19.3	3,030		5.7	10,618		35.8	0		35.8	0		9.0	8,000		54.0	1,937		24.0	2,600	
21.8	2,605		6.0	10,165		35.8	0		35.8	0		11.0	7,767		54.0	1,937		27.9	2,280	
24.0	2,310		6.3	9,728		35.8	0		35.8	0		11.5	7,713		54.0	1,937		33.0	1,850	
26.0	2,160		6.7	9,312		35.8	0		35.8	0		12.0	7,599		54.0	1,937		33.1	1,700	
28.0	2,110		7.0	8,934		35.8	0		35.8	0		13.0	7,314		54.0	1,937		38.7	1,650	
32.0	2,010		7.3	8,570		35.8	0		35.8	0		14.0	7,008		54.0	1,937		50.0	1,200	
36.0	1,985		7.7	8,218		35.8	0		35.8	0		15.0	5,776		54.0	1,937		50.0	0	
40.0	1,960		8.0	7,881		35.8	0		35.8	0		15.5	5,197		54.0	1,937		50.0	0	
40.0	0		8.5	7,137		35.8	0		35.8	0		17.0	5,124		54.0	1,937		50.0	0	
			9.0	6,832		35.8	0		35.8	0		18.0	5,047		54.0	1,937		50.0	0	
			9.5	6,540		35.8	0		35.8	0		19.0	4,922		54.0	1,937		50.0	0	
			10.0	6,259		35.8	0		35.8	0		10.0	6,259		54.0	1,937		50.0	0	

Table A4  
Engine Speed versus Torque

M880, 4x4		M890, 4x2		M35 PIP, 6x6		Ford LN8000 4x4		Dodge W600 4x4		IH1750* 4x4		German Unimog 416, 4x4		Ford LNT8000 6x4		Ford LNT8000 6x6	
Engine Speed rpm	Torque ft/lb	Engine Speed rpm	Torque ft/lb	Engine Speed rpm	Torque ft/lb	Engine Speed rpm	Torque ft/lb	Engine Speed rpm	Torque ft/lb	Engine Speed rpm	Torque ft/lb	Engine Speed rpm	Torque ft/lb	Engine Speed rpm	Torque ft/lb	Engine Speed rpm	Torque ft/lb
600	210	600	210	1200	480	1200	398	1200	398	1200	359	1200	217	1200	480	1200	480
1000	226	1000	226	1400	485	1400	400	1400	400	1400	404	1600	217	1400	485	1400	485
1400	259	1400	259	1600	478	1600	395	1600	395	1600	420	1800	217	1600	478	1600	478
1800	258	1800	258	1000	467	1800	388	1800	388	1800	418	2000	217	1800	467	1800	467
2200	259	2200	259	2000	455	2000	380	2000	380	2000	405	2200	215	2000	455	2000	455
2600	254	2600	254	2200	440	2200	370	2200	370	2200	384	2400	213	2200	440	2200	440
3000	243	3000	243	2400	427	2400	360	2400	360	2400	360	2600	210	2400	427	2400	427
3400	223	3400	223	2600	412	2600	345	2600	345	2600	333	2800	208	2600	412	2600	412
3800	202	3800	202	2800	376	2800	325	2800	325	2800	333	2800	208	2800	412	2800	412
4000	192	4000	192											2800	376	2800	376
IH1850*, 6x4		IH1850*, 6x6															
1600	457	1600	457														
1700	466	1700	466														
1800	470	1800	470														
1900	466	1900	466														
2000	459	2000	459														
2100	451	2100	451														
2200	442	2200	442														
2300	432	2300	432														
2400	420	2400	420														
2500	410	2500	410														
2600	398	2600	370														

(Continued)

\* IH = International Harvester.

Table A4 (Concluded)

TARADCOM 5-ton HMT, 8x8			German 5-ton MAN, 4x4			TARADCOM 10-ton HMT 8x8			TARADCOM 10-ton HMT 8x8 (Wrecker)			TARADCOM 10-ton HMT 8x8 (Tanker)			British Vauxhall MMLC, 4x4			M916, 6x6/M870 (12-ton)			M920, 8x6/M871 Modified (22-1/2-ton)		
Engine Speed rpm	Torque ft/lb	ft/lb	Engine Speed rpm	Torque ft/lb	ft/lb	Engine Speed rpm	Torque ft/lb	ft/lb	Engine Speed rpm	Torque ft/lb	ft/lb	Engine Speed rpm	Torque ft/lb	ft/lb	Engine Speed rpm	Torque ft/lb	ft/lb	Engine Speed rpm	Torque ft/lb	ft/lb	Engine Speed rpm	Torque ft/lb	ft/lb
1400	530	560	1500	560	507	1100	1180	1180	1100	1180	1180	1200	1200	476	1300	1120	1120	1300	1120	1120	1300	1120	1120
1600	555	566	1800	566		1200	1200	1200	1200	1200	1200	1200	1200	509	1350	1130	1130	1350	1130	1130	1350	1130	1130
1800	585	557	2000	557		1300	1200	1200	1300	1200	1300	1300	1200	507	1400	1140	1140	1400	1140	1140	1400	1140	1140
2000	610	545	2150	545		1400	1200	1200	1400	1200	1400	1400	1200	494	1450	1147	1147	1450	1147	1147	1450	1147	1147
2200	620	534	2300	534		1500	1200	1200	1500	1200	1500	1500	1200	446	1500	1150	1150	1500	1150	1150	1500	1150	1150
2400	605	519	2500	519		1600	1190	1190	1600	1190	1600	1600	1190		1550	1147	1147	1550	1147	1147	1550	1147	1147
2600	585	507	2650	507		1700	1175	1175	1700	1157	1700	1700	1175		1600	1140	1140	1600	1140	1140	1600	1140	1140
						1800	1160	1160	1800	1160	1800	1800	1160		1650	1135	1135	1650	1135	1135	1650	1135	1135
						1900	1135	1135	1900	1135	1900	1900	1135		1700	1125	1125	1700	1125	1125	1700	1125	1125
						2000	1105	1105	2000	1105	2000	2000	1105		1750	1115	1115	1750	1115	1115	1750	1115	1115
						2100	1075	1075	2100	1075	2100	2100	1075		1800	1100	1100	1800	1100	1100	1800	1100	1100
						2150	1050	1050	2150	1050	2150	2150	1050		1850	1090	1090	1850	1090	1090	1850	1090	1090
						2200	1025	1025	2200	1025	2200	2200	1025		1900	1075	1075	1900	1075	1075	1900	1075	1075
															1950	1058	1058	1950	1058	1058	1950	1058	1058
															2000	1040	1040	2000	1040	1040	2000	1040	1040
															2050	1020	1020	2050	1020	1020	2050	1020	1020
															2100	1000	1000	2100	1000	1000	2100	1000	1000

VW IITIS 4x4			Daimler-Benz 4x4			M916, 6x6/M172A1 (12-ton)		
Engine Speed rpm	Torque ft/lb	ft/lb	Engine Speed rpm	Torque ft/lb	ft/lb	Engine Speed rpm	Torque ft/lb	ft/lb
1000	74	212	1000	212	1120	1300	1120	1120
1600	88	227	1200	227	1130	1350	1130	1130
2000	92	240	1600	240	1140	1400	1140	1140
2400	96	245	2000	245	1147	1450	1147	1147
2800	98	242	2500	242	1150	1500	1150	1150
3400	94	225	2800	225	1147	1550	1147	1147
4200	87				1140	1600	1140	1140
5000	77				1135	1650	1135	1135
6000	61				1125	1700	1125	1125
					1115	1750	1115	1115
					1100	1800	1100	1100
					1090	1800	1090	1090
					1075	1800	1075	1075
					1058	1800	1058	1058
					1040	1800	1040	1040

\* IH = International Harvester.

Table A5

Torque Converter Speed Ratio versus Engine Speed

M880, 4x4			M890, 4x2			M35 P1F, 6x6			Ford LN8000 4x4			Dodge W600 4x4			IH1750*, 4x4			Ford LNT8000 6x4			Ford LNT8000 6x6		
Speed Ratio	Engine rpm	Speed rpm	Speed Ratio	Engine rpm	Speed rpm	Speed Ratio	Engine rpm	Speed rpm	Speed Ratio	Engine rpm	Speed rpm	Speed Ratio	Engine rpm	Speed rpm	Speed Ratio	Engine rpm	Speed rpm	Speed Ratio	Engine rpm	Speed rpm	Speed Ratio	Engine rpm	Speed rpm
0	2110	1850	0	2110	1850	0	2150	2150	0	1850	1850	0	1850	1850	0	1850	1850	0	1850	1850	0	1850	1850
0.1	2090	1820	0.1	2090	1820	0.1	2120	2120	0.1	1820	1820	0.1	1820	1820	0.1	1820	1820	0.1	1820	1820	0.1	1820	1820
0.2	2080	1820	0.2	2080	1820	0.2	2100	2100	0.2	1820	1820	0.2	1820	1820	0.2	1820	1820	0.2	1820	1820	0.2	1820	1820
0.3	2080	1850	0.3	2080	1850	0.3	2120	2120	0.3	1850	1850	0.3	1850	1850	0.3	1850	1850	0.3	1850	1850	0.3	1850	1850
0.4	2100	1850	0.4	2100	1850	0.4	2120	2120	0.4	1910	1910	0.4	1910	1910	0.4	1910	1910	0.4	1910	1910	0.4	1910	1910
0.5	2160	1990	0.5	2160	1990	0.5	2180	2180	0.5	1990	1990	0.5	1990	1990	0.5	1990	1990	0.5	1990	1990	0.5	1990	1990
0.6	2250	2090	0.6	2250	2090	0.6	2260	2260	0.6	2090	2090	0.6	2090	2090	0.6	2090	2090	0.6	2090	2090	0.6	2090	2090
0.7	2390	2225	0.7	2390	2225	0.7	2380	2380	0.7	2225	2225	0.7	2225	2225	0.7	2225	2225	0.7	2225	2225	0.7	2225	2225
0.8	2570	2345	0.8	2570	2345	0.8	2440	2440	0.8	2345	2345	0.8	2345	2345	0.8	2345	2345	0.8	2345	2345	0.8	2345	2345
0.9	2950	2600	0.9	2950	2600	0.9	2880	2880	0.9	2600	2600	0.9	2600	2600	0.9	2600	2600	0.9	2600	2600	0.9	2600	2600
0.95	3600	3200	0.95	3600	3200	0.95	3580	3580	0.95	3200	3200	0.95	3200	3200	0.95	3200	3200	0.95	3200	3200	0.95	3200	3200
0.97	4000	4000	0.97	4000	4000	0.97	4300	4300	0.97	4000	4000	0.97	4000	4000	0.97	4000	4000	0.97	4000	4000	0.97	4000	4000
1.0	5000	8000	1.0	5000	8000	1.00	6000	6000	1.00	8000	8000	1.00	8000	8000	1.00	8000	8000	1.00	8000	8000	1.00	8000	8000

IH1850*, 6x4			IH1650*, 6x6			TARADCOM 5-ton HMTT, 8x8			German 5-ton MAN, 4x4			TARADCOM 10-ton, HMTT 8x8			TARADCOM 10-ton, HMTT 8x8, (Wrecker)			TARADCOM 10-ton, HMTT 8x8, (Tan'er)					
Speed Ratio	Engine rpm	Speed rpm	Speed Ratio	Engine rpm	Speed rpm	Speed Ratio	Engine rpm	Speed rpm	Speed Ratio	Engine rpm	Speed rpm	Speed Ratio	Engine rpm	Speed rpm	Speed Ratio	Engine rpm	Speed rpm	Speed Ratio	Engine rpm	Speed rpm	Speed Ratio	Engine rpm	Speed rpm
0	1850	1600	0	1850	1600	0	1600	1600	0	1850	1850	0	1730	1730	0	1730	1730	0	1730	1730	0	1730	1730
0.1	1820	1600	0.1	1820	1600	0.1	1600	1600	0.22	1820	1820	0.1	1730	1730	0.1	1730	1730	0.1	1730	1730	0.1	1730	1730
0.2	1820	1600	0.2	1820	1600	0.2	1600	1600	0.44	1830	1830	0.2	1730	1730	0.2	1730	1730	0.2	1730	1730	0.2	1730	1730
0.3	1850	1600	0.3	1850	1600	0.3	1600	1600	0.54	1870	1870	0.3	1760	1760	0.3	1760	1760	0.3	1760	1760	0.3	1760	1760
0.4	1910	1600	0.4	1910	1600	0.4	1600	1600	0.62	1930	1930	0.4	1810	1810	0.4	1810	1810	0.4	1810	1810	0.4	1810	1810
0.5	1990	1600	0.5	1990	1600	0.4	1600	1600	0.70	2010	2010	0.5	1880	1880	0.5	1880	1880	0.5	1880	1880	0.5	1880	1880
0.6	2090	1600	0.6	2090	1600	0.432	1600	1600	0.73	2100	2100	0.55	1960	1960	0.55	1960	1960	0.55	1960	1960	0.55	1960	1960
0.7	2225	1600	0.7	2225	1600	0.5	1600	1600	1.0	3000	3000	0.6	2050	2050	0.6	2050	2050	0.6	2050	2050	0.6	2050	2050
0.8	2345	1600	0.8	2345	1600	0.6	1600	1600				0.65	2100	2100	0.65	2100	2100	0.65	2100	2100	0.65	2100	2100
0.9	2600	1620	0.9	2600	1620	0.65	1620	1620				0.7	2170	2170	0.7	2170	2170	0.7	2170	2170	0.7	2170	2170
0.95	3200	1635	0.7	3200	1635	0.7	1635	1635				0.75	2270	2270	0.75	2270	2270	0.75	2270	2270	0.75	2270	2270
0.97	4000	1700	0.8	4000	1700	0.8	1700	1700				0.85	2500	2500	0.85	2500	2500	0.85	2500	2500	0.85	2500	2500
1.00	8000	1845	0.845	8000	1845	0.845	1845	1845				0.9	2850	2850	0.9	2850	2850	0.9	2850	2850	0.9	2850	2850
		1830	0.875	1830	1830	0.875	1830	1830				0.92	3300	3300	0.92	3300	3300	0.92	3300	3300	0.92	3300	3300
		1890	0.9	1890	1890	0.9	1890	1890				0.95	4000	4000	0.95	4000	4000	0.95	4000	4000	0.95	4000	4000
		2100	0.925	2100	2100	0.925	2100	2100				1.0	4000	4000	1.0	4000	4000	1.0	4000	4000	1.0	4000	4000
		2570	0.95	2570	2570	0.95	2570	2570															
		3600	0.975	3600	3600	0.975	3600	3600															

\* IH = International Harvester.

Table A6  
Torque Converter Speed Ratio versus Torque Multiplier

M880, 4x4		M890, 4x2		M35 PIP, 6x6		Ford LN8000 4x4		Dodge W600 4x4		IH1750* 4x4		Ford LNT8000 6x4		Ford LNT8000 6x6		IH1850* 6x4	
Speed Ratio	Multiplier	Speed Ratio	Multiplier	Speed Ratio	Multiplier	Speed Ratio	Multiplier	Speed Ratio	Multiplier	Speed Ratio	Multiplier	Speed Ratio	Multiplier	Speed Ratio	Multiplier	Speed Ratio	Multiplier
0	2.23	0	2.23	0	2.43	0	2.43	0	2.00	0	2.43	0	2.43	0	2.43	0	2.43
0.1	2.10	0.1	2.10	0.1	2.25	0.1	2.25	0.1	1.90	0.1	2.25	0.1	2.25	0.1	2.25	0.1	2.25
0.2	1.97	0.2	1.97	0.2	2.07	0.2	2.07	0.2	1.81	0.2	2.07	0.2	2.07	0.2	2.07	0.2	2.07
0.3	1.84	0.3	1.84	0.3	1.88	0.3	1.88	0.3	1.71	0.3	1.88	0.3	1.88	0.3	1.88	0.3	1.88
0.4	1.69	0.4	1.69	0.4	1.70	0.4	1.70	0.4	1.60	0.4	1.70	0.4	1.70	0.4	1.70	0.4	1.70
0.5	1.45	0.5	1.45	0.5	1.53	0.5	1.53	0.5	1.48	0.5	1.53	0.5	1.53	0.5	1.53	0.5	1.53
0.6	1.38	0.6	1.38	0.6	1.37	0.6	1.37	0.6	1.36	0.6	1.37	0.6	1.37	0.6	1.37	0.6	1.37
0.7	1.24	0.7	1.24	0.7	1.23	0.7	1.23	0.7	1.29	0.7	1.23	0.7	1.23	0.7	1.23	0.7	1.23
0.8	1.10	0.8	1.10	0.8	1.09	0.8	1.09	0.8	1.11	0.8	1.09	0.8	1.09	0.8	1.09	0.8	1.09
0.85	1.05	0.85	1.05	0.85	0.97	0.85	0.97	0.85	1.06	0.85	0.97	0.85	0.97	0.85	0.97	0.85	0.97
0.90	0.97	0.90	0.97	0.90	0.97	0.90	0.97	0.90	0.99	0.90	0.97	0.90	0.97	0.90	0.97	0.90	0.97
0.95	0.97	0.95	0.97	0.95	0.97	0.95	0.97	0.95	0.99	0.95	0.97	0.95	0.97	0.95	0.97	0.95	0.97
1.00	0.97	1.00	0.97	1.00	0.97	1.00	0.97	1.00	0.99	1.00	0.97	1.00	0.97	1.00	0.97	1.00	0.97

IH1850*, 6x6		TARADCOM 5-ton HMTT, 8x8		German 5-ton MAN, 4x4		TARADCOM 10-ton HMTT 8x8		TARADCOM 10-ton 8x8 (Wrecker)		TARADCOM 10-ton 8x8 (Tanker)	
Speed Ratio	Multiplier	Speed Ratio	Multiplier	Speed Ratio	Multiplier	Speed Ratio	Multiplier	Speed Ratio	Multiplier	Speed Ratio	Multiplier
0	2.43	0	2.94	0	2.6	0	2.35	0	2.35	0	2.35
0.1	2.25	0.1	2.74	0.22	1.93	0.1	2.28	0.1	2.28	0.1	2.28
0.2	2.07	0.2	2.49	0.44	1.52	0.2	2.14	0.2	2.14	0.2	2.14
0.3	1.88	0.3	2.23	0.54	1.2	0.3	1.96	0.3	1.96	0.3	1.96
0.4	1.70	0.324	2.16	0.62	1.17	0.39	1.78	0.39	1.78	0.39	1.78
0.5	1.53	0.4	1.94	0.7	1.03	0.4	1.77	0.4	1.77	0.4	1.77
0.6	1.37	0.432	1.85	0.73	0.98	0.5	1.59	0.5	1.59	0.5	1.59
0.7	1.23	0.5	1.67			0.51	1.57	0.51	1.57	0.51	1.57
0.8	1.09	0.6	1.44			0.55	1.50	0.55	1.50	0.55	1.50
0.85	0.97	0.65	1.34			0.6	1.41	0.6	1.41	0.6	1.41
1.00	0.97	0.7	1.24			0.65	1.33	0.65	1.33	0.65	1.33
		0.75	1.15			0.7	1.25	0.7	1.25	0.7	1.25
		0.8	1.06			0.75	1.17	0.75	1.17	0.75	1.17
		0.845	0.99			0.8	1.09	0.8	1.09	0.8	1.09
		0.875	0.99			0.85	1.00	0.85	1.00	0.85	1.00
		0.9	0.99			0.86	0.99	0.86	0.99	0.86	0.99
		0.925	0.99			0.9	0.99	0.9	0.99	0.9	0.99
		0.95	0.99			0.92	0.99	0.92	0.99	0.92	0.99
		0.975	0.99			0.95	0.99	0.95	0.99	0.95	0.99

\* IH = International Harvester.

Table A7  
Speed versus Obstacle Height

1/4- to 3/4-Ton Cargo Trucks			Dodge Ramcharger 4x4			American Motors CJ5, 4x4			FMC XR311, 4x4			1-1/4-Ton Cargo Trucks M880, 4x4		
TARADCOM 3/4-ton HMTT, 4x4			Obstacle Height in.			Obstacle Height in.			Obstacle Height in.			Obstacle Height in.		
Obstacle Height in.	Vehicle Speed mph	Vehicle Speed mph	Obstacle Height in.	Vehicle Speed mph	Vehicle Speed mph	Obstacle Height in.	Vehicle Speed mph	Vehicle Speed mph	Obstacle Height in.	Vehicle Speed mph	Vehicle Speed mph	Obstacle Height in.	Vehicle Speed mph	Vehicle Speed mph
0	100.0	--	--	--	--	0	100	100	0	100	100	0	100	100
4.0	100.0	0	0	100	1.5	100	100	1.0	1	100	100	1.0	100	100
5.0	30.0	3	2	100	1.9	70	70	2.0	2	100	100	2.0	100	100
6.0	9.7	4	3.9	70	2.0	60	60	3.0	3	53	53	3.0	64	64
7.0	5.5	4.9	4	60	3.0	23	23	4.0	4	29.8	29.8	4.0	36	36
8.0	4.0	5	5	36	4.0	13	13	5.0	5	19.1	19.1	5.0	23	23
9.0	4.5	5.2	6	20	5.0	10	10	6.0	6	13.3	13.3	6.0	15.9	15.9
10.0	3.0	6	7	9	6.0	7	7	7.0	7	9.7	9.7	7.0	11.7	11.7
11.0	2.5	9	8	2	7.0	5	5	8.0	8	7.5	7.5	8.0	9.0	9.0
12.0	2.0	10	8	2	8.0	2	2	9.0	9	5.9	5.9	9.0	7.0	7.0
60.0	2.0	12	50	2	50.2	2	2	10.0	10	4.8	4.8	10.0	5.7	5.7
		16						11.0	11	3.9	3.9	11.0	4.7	4.7
		50						12.0	12	3.3	3.3	12.0	4.0	4.0
								13.0	13	2.8	2.8	13.0	3.4	3.4
								14.0	14	2.4	2.4	14.0	2.9	2.9
								15.0	15	2.1	2.1	15.0	2.6	2.6
								50	50	2.0	2.0	16.0	2.2	2.2
												60.0	2.0	2.0

1-1/4-Ton Cargo Trucks			2-1/2-Ton Cargo Trucks*					
M890, 4x2			M35A2, 6x6			M35 PIP, 6x6		
Obstacle Height in.	Vehicle Speed mph	Vehicle Speed mph	Obstacle Height in.	Vehicle Speed mph	Vehicle Speed mph	Obstacle Height in.	Vehicle Speed mph	Vehicle Speed mph
0	100	100	0	100	100	0	100	100
1.0	100	4.5	1.0	100	100	1.0	100	100
2.0	100	4.5	2.0	100	100	2.0	100	100
3.0	64	5.0	3.0	100	100	3.0	100	100
4.0	36	6.0	4.0	100	100	4.0	100	100
5.0	23	8.0	5.0	100	100	5.0	100	100
6.0	15.9	10.0	6.0	100	100	6.0	100	100
7.0	11.7	15.0	7.0	19	19	7.0	19	19
8.0	9.0	20.0	8.0	12	12	8.0	12	12
9.0	7.0	30.0	9.0	9.0	9.0	9.0	9	9
10.0	5.7	50.0	10.0	7.0	7.0	10.0	7	7
11.0	4.7		11.0	6.1	6.1	11.0	6.1	6.1
12.0	4.0		12.0	5.6	5.6	12.0	5.6	5.6
13.0	3.4		13.0	5.0	5.0	13.0	5.0	5.0
14.0	2.9		14.0	4.5	4.5	14.0	4.5	4.5
15.0	2.6		15.0	4.0	4.0	15.0	4.0	4.0
16.0	2.2		16.0	2.8	2.8	16.0	2.8	2.8
60.0	2.0		60.0	2.0	2.0	60.0	2.0	2.0

(Continued)

\* All vehicles are considered primarily cargo carriers except as noted.

Table A7 (Continued)

2-1/2-Ton Cargo Trucks*				M49A2C, 6x6 (Fuel Servicing)				German Unimog 416 4x4				5-Ton Cargo Trucks*			
Ford LN8000, 4x4		Dodge W600, 4x4		IH1750** 4x4		Obstacle Height in. / Vehicle Speed mph		Obstacle Height in. / Vehicle Speed mph		Obstacle Height in. / Vehicle Speed mph		Ford LNT8000, 6x4		Ford LNT8000, 6x6	
Obstacle Height in.	Vehicle Speed mph	Obstacle Height in.	Vehicle Speed mph	Obstacle Height in.	Vehicle Speed mph	Obstacle Height in.	Vehicle Speed mph	Obstacle Height in.	Vehicle Speed mph	Obstacle Height in.	Vehicle Speed mph	Obstacle Height in.	Vehicle Speed mph	Obstacle Height in.	Vehicle Speed mph
0	100	0	100	0	100	0	100	0	100	0	100	0	100	0	100
1.0	100	1.0	100	1.0	100	3.7	100	1	100	1.0	100	1.0	100	1.0	100
2.0	100	2.0	100	2.0	100	4.2	80	2	100	2.0	100	2.0	100	2.0	100
3.0	100	3.0	100	3.0	100	4.8	56	3	100	3.0	100	3.0	100	3.0	100
4.0	100	4.0	100	4.0	100	5.0	52	4	100	4.0	100	4.0	100	4.0	100
5.0	13.5	5.0	33	5.0	24	5.8	40	5	18.8	5.0	100	5.0	100	5.0	100
6.0	9.4	6.0	18	6.0	14.8	6.7	30	6	12.1	6.0	100	6.0	100	6.0	100
7.0	7.5	7.0	10	7.0	9	8.4	20	7	8.2	7.0	15.8	7.0	14	7.0	14
8.0	6.4	8.0	5.4	8.0	5.7	10.0	13	8	6.0	8.0	6	8.0	6	8.0	5.5
9.0	5.2	9.0	5.0	9.0	5.0	11.5	10	9	5.1	9.0	2.8	9.0	2.8	9.0	4.8
10.0	4.5	10.0	4.8	10.0	4.5	15.0	6	10	4.5	10.0	2	10.0	2	10.0	4.6
11.0	3.6	11.0	4.2	11.0	3.9	20.0	3.2	11	3.7	11.0	2	11.0	2	11.0	3.8
12.0	3.1	12.0	4.0	12.0	3.0	25.0	2.0	12	3.0	12.0	2	12.0	2	12.0	2.8
13.0	2.8	13.0	3.4	13.0	2.8	50.0	2.0	13	2.8	13.0	2	13.0	2	13.0	2.0
14.0	2.2	14.0	3.0	14.0	2.5			14	2.4	14.0	2	14.0	2	14.0	2.0
15.0	2.0	15.0	2.6	15.0	2.2			15	2.1	15.0	2	15.0	2	15.0	2.0
16.0	2.0	16.0	2.2	16.0	2.0			16	2.0	16.0	2	16.0	2	16.0	2.0
60.0	2.0	60.0	2.0	60.0	2.0			60	2.0	60.0	2	60.0	2	60.0	2.0

\* All vehicles are considered primarily cargo carriers except as noted.  
 \*\* IH = International Harvester.

Table A7 (Continued)

IH850** 6x4		IH850** 6x6		TARADCOM 5-ton		German 5-ton MAN		M813A1, 6x6		M813 PIP, 6x6		M656, 8x8	
Obstacle Height in.	Vehicle Speed mph	Obstacle Height in.	Vehicle Speed mph	Obstacle Height in.	Vehicle Speed mph	Obstacle Height in.	Vehicle Speed mph	Obstacle Height in.	Vehicle Speed mph	Obstacle Height in.	Vehicle Speed mph	Obstacle Height in.	Vehicle Speed mph
0	100	0	100	0	100	0	100	0	100	0	100	0	100
1.0	100	1.0	100	1.0	100	1.0	100	1.0	100	1.0	100	3.8	100
2.0	100	2.0	100	2.0	100	2.0	100	2.0	100	2.0	100	4.0	75
3.0	100	3.0	100	3.0	100	3.0	100	3.0	100	3.0	100	4.35	50.0
4.0	100	4.0	100	4.0	100	4.0	100	4.0	100	4.0	100	4.62	40.0
5.0	16	5.0	10	5.0	63	5.0	100	5.0	100	5.0	100	5.0	33.0
6.0	11	6.0	7	6.0	42	6.0	18	6.0	30.2	6.0	30.2	6.0	26.0
7.0	6.6	7.0	5.8	7.0	32.2	7.0	14.6	7.0	14.0	7.0	14.0	6.0	22.3
8.0	3.5	8.0	5.2	8.0	25.6	8.0	12.2	8.0	5.0	8.0	5.0	7.0	17.2
9.0	2.0	9.0	3.5	9.0	21.6	9.0	10.5	9.0	4.8	9.0	4.8	8.0	14.0
10.0	2.0	10.0	2.0	10.0	18.2	10.0	9.0	10.0	4.4	10.0	4.4	10.0	9.7
11.0	2.0	11.0	2.0	11.0	16.5	11.0	8.0	11.0	4.3	11.0	4.3	12.0	7.2
12.0	2.0	12.0	2.0	12.0	15.2	12.0	7.2	12.0	4.2	12.0	4.2	14.0	5.7
13.0	2.0	13.0	2.0	13.0	14.0	13.0	6.4	13.0	4.1	13.0	4.1	16.0	4.7
14.0	2.0	14.0	2.0	14.0	12.8	14.0	5.8	14.0	4.0	14.0	4.0	18.0	3.8
15.0	2.0	15.0	2.0	15.0	11.6	15.0	5.2	15.0	3.9	15.0	3.9	50.0	2.0
16.0	2.0	16.0	2.0	16.0	10.0	16.0	4.8	16.0	3.8	16.0	3.8		
60.0	2.0	60.0	2.0	60.0	2.0	60.0	2.0	60.0	2.0	60.0	2.0		

(Continued)

\* All vehicles are considered primarily cargo carriers except as noted.  
 \*\* IH = International Harvester.

Table A7 (Continued)

5-Ton Cargo Trucks*				8-to 10-Ton Cargo Trucks*							
M816, 6x6 (Wrecker)		M813A1, 6x6 (Fuel Pods)		TARADCOM 10-ton (Wrecker)		TARADCOM 10-ton (Tanker)		Lockheed TDW902 8x8		German 10-ton MAN, 8x8	
Obstacle Height	Vehicle Speed	Obstacle Height	Vehicle Speed	Obstacle Height	Vehicle Speed	Obstacle Height	Vehicle Speed	Obstacle Height	Vehicle Speed	Obstacle Height	Vehicle Speed
in.	mph	in.	mph	in.	mph	in.	mph	in.	mph	in.	mph
0	100	0	100	0	100	0	100	0	100	0	100
4.5	100	4.5	100	4.0	100	4.0	100	3.0	100	5.0	100
5	80	5	80	4.35	50	4.35	50	5.9	55	5.1	50
5.5	60	5.5	60	4.62	40	4.62	40	6.0	48	5.1	40
6	40	6	40	5.0	33	5.0	33	7.0	33	5.3	30
7	22	7	22	5.6	26	5.6	26	7.5	30	5.5	24
8	16	8	16	6.0	22.3	6.0	22.3	8.0	26	6	20
9	10	9	10	7.0	17.2	7.0	17.2	9.0	21	6.7	17
10	7	10	7	8.0	14	8.0	14	10.0	17.1	7.5	15
12.5	4	12.5	4	10.0	9.7	10.0	9.7	11.0	14	10	11
15	2.8	15	2.8	12.0	7.2	12.0	7.2	12.0	11.8	12.5	8.3
20	2	20	2	14.0	5.7	14.0	5.7	13.0	9.8	15	6.5
25	2.0	25	2.0	16.0	4.7	16.0	4.7	14.0	8.4	20	4.2
50	2.0	50	2.0	18.0	3.8	18.0	3.8	15.0	7.4	25	3.1
				50.0	2.0	50.0	2.0	16.0	6.8	40	2.0
								50.0	2.0	50	2.0

(Continued)

\* All vehicles are considered primarily cargo carriers except as noted.

Table A7 (Continued)

8- to 10-Ton Cargo Trucks*											
M520E1 GOER, 4x4			M559 GOER, 4x4 (Tanker)			M553 GOER, 4x4 (Wrecker)			British Vauxhall MMLC, 4x4		
Obstacle Height in.	Vehicle Speed mph	Obstacle Height in.	Vehicle Speed mph	Obstacle Height in.	Vehicle Speed mph	Obstacle Height in.	Vehicle Speed mph	Obstacle Height in.	Vehicle Speed mph	Obstacle Height in.	Vehicle Speed mph
0	100	0	100	0	100	0	100	0	100	0	100
5.5	100	5.5	100	5.5	100	4.9	100	4.9	100	1	100
5.5	60	5.5	60	5.5	60	5.0	50	5.0	50	1	80
6.0	34	6.0	34	6.0	34	5.2	30	5.2	30	1.5	56
6.5	20	6.5	20	6.5	20	5.5	20	5.5	20	2	44
7.0	16	7.0	16	7.0	16	6.0	17	6.0	17	3	30
8.0	8	8.0	8	8.0	8	7.5	12.8	7.5	12.8	4	21
10.0	4	10.0	4	10.0	4	9.2	10	9.2	10	5	16
15.0	2	15.0	2	15.0	2	11.0	7.9	11.0	7.9	7.5	10
25.0	2	25.0	2	25.0	2	15.0	5.5	15.0	5.5	9	8
50.0	2	50.0	2	50.0	2	20.0	4	20.0	4	12	6
						25.0	3	25.0	3	18	4
						40.0	2	40.0	2	30	3
						50.0	2	50.0	2	50	2

Tractor Trailers											
M818, 6x6/M127A1C Modified (22-1/2-ton)			M920, 8x6/M871 Modified (22-1/2-ton)			M548E1			Tracked Cargo Carriers M548 (Extended)		
Obstacle Height in.	Vehicle Speed mph	Obstacle Height in.	Vehicle Speed mph	Obstacle Height in.	Vehicle Speed mph	Obstacle Height in.	Vehicle Speed mph	Obstacle Height in.	Vehicle Speed mph	Obstacle Height in.	Vehicle Speed mph
0	100	0	100	0	100	0	100	0	100	0	100
1	100	1	100	2	50	5.5	100	5.5	100	1.0	100
1	80	1	80	2.5	29.6	5.8	60	5.8	60	2.0	100
1.5	56	1.5	56	3.0	19.8	6.0	40	6.0	40	3.0	100
2	44	2	44	3.5	13.9	6.5	20	6.3	30	4.0	100
3	30	3	30	4.0	10.4	7.5	11	7.5	20	5.0	100
4	21	4	21	4.5	7.8	8.0	9	8.5	7.0	6.0	100
5	16	5	16	5.0	6.7	9.0	8.5	10.0	5.7	7.0	100
7.5	10	7.5	10	5.5	5.8	10.0	7.0	20.0	5.0	8.0	100
8	8	8	8	6.0	5.2	20.0	5.0	30.0	4.0	9.0	26
12	6	12	6	6.5	4.8	30.0	4.0	50.0	3.0	10.0	15
18	4	18	4	7.0	4.6	40.0	3	60.0	3.0	12.0	7
30	3	30	3	7.5	4.4	50.0	2			15.0	3.3
50	2	50	2	8.0	4.2					50.0	2.0

Tractor Trailers											
M818, 6x6/M127A1C Modified (22-1/2-ton)			M916, 6x6/M870 (12-ton)			M757, 8x8/M870 (12-ton)			M818, 6x6/M127A1C (12-ton)		
Obstacle Height in.	Vehicle Speed mph	Obstacle Height in.	Vehicle Speed mph	Obstacle Height in.	Vehicle Speed mph	Obstacle Height in.	Vehicle Speed mph	Obstacle Height in.	Vehicle Speed mph	Obstacle Height in.	Vehicle Speed mph
0	100	0	100	0	100	0	100	0	100	0	100
1	100	1	100	2	50	1	100	2	50	1	100
1	80	1	80	2.5	29.6	1	100	2.5	29.6	1	80
1.5	56	1.5	56	3.0	19.8	1.5	56	3.0	19.8	1.5	56
2	44	2	44	3.5	13.9	2	44	3.5	13.9	2	44
3	30	3	30	4.0	10.4	2	44	4.0	10.4	2	44
4	21	4	21	4.5	7.8	3	30	4.0	10.4	3	30
5	16	5	16	5.0	6.7	4	21	4.5	7.8	4	21
7.5	10	7.5	10	5.5	5.8	5	16	5.0	6.7	5	16
8	8	8	8	6.0	5.2	7.5	10	5.5	5.8	7.5	10
12	6	12	6	6.5	4.8	9	8	6.0	5.2	9	8
18	4	18	4	7.0	4.6	12	6	6.5	4.8	12	6
30	3	30	3	7.5	4.4	18	4	7.0	4.6	18	4
50	2	50	2	8.0	4.2	30	3	7.5	4.4	30	3
						50	2	8.0	4.2	50	2

\* All vehicles are considered primarily cargo carriers except as noted.

Table A7 (Concluded)

Special Study Vehicles														
VW ILTIS 4x4			Daimler-Benz 4x4			German MAN 7-ton, 6x6			M757, 8x8/M172A1 (12-ton)			M916, 6x6/M172A1 (12-ton)		
Obstacle Height in.	Vehicle Speed mph		Obstacle Height in.	Vehicle Speed mph		Obstacle Height in.	Vehicle Speed mph		Obstacle Height in.	Vehicle Speed mph		Obstacle Height in.	Vehicle Speed mph	
0	60.0		0	70.0		0	100.0		0	100.0		0	100.0	
4.0	60.0		4.4	70.0		4.9	100.0		1.0	100.0		2.0	50.0	
4.2	52.0		4.8	33.0		5.0	50.0		1.0	80.0		2.5	29.6	
4.4	45.0		6.0	18.0		5.2	30.0		1.5	56.0		3.0	19.8	
4.6	40.0		7.0	10.0		5.5	20.0		2.0	44.0		3.5	13.9	
4.8	35.0		8.0	6.5		6.0	17.0		3.0	30.0		4.0	10.4	
5.0	30.0		9.0	5.0		7.5	12.8		4.0	21.0		4.5	7.8	
5.2	25.0		10.0	4.5		9.2	10.0		5.0	16.0		5.0	6.7	
5.5	20.0		12.0	4.0		11.0	7.9		7.5	10.0		5.5	5.8	
5.8	12.0		14.0	3.5		15.0	5.5		9.0	8.0		6.0	5.2	
6.0	10.0		16.0	3.0		20.0	4.0		12.0	6.0		6.5	4.8	
6.2	8.0		60.0	2.0		25.0	3.0		18.0	4.0		7.0	4.6	
6.4	7.0					50.0	2.0		30.0	3.0		7.5	4.4	
6.8	5.0								50.0	2.0		8.0	4.2	
7.0	4.5											50.0	2.0	
7.4	3.0													
8.0	2.0													
10.0	2.0													

Table A8  
Ride Dynamics versus Speed

M151A2, 4x4		TARADCOM 3/4-ton HMT, 4x4		Dodge Ramcharger 4x4		American Motors CJ5, 4x4		FMC XR311, 4x4		1-1/4-Ton Cargo Trucks M880, 4x4	
Elevation rms in.	Speed mph	Elevation rms in.	Speed mph	Elevation rms in.	Speed mph	Elevation rms in.	Speed mph	Elevation rms in.	Speed mph	Elevation rms in.	Speed mph
0	100	0	100	0	100	0	100	0	80	0	100
0.2	100	0.3	100	0.4	100	0.4	100	0.4	80	0.1	100
0.2	80	0.4	80	0.5	50	0.5	50	0.5	55	0.2	100
0.25	60	0.5	60	0.6	40	0.6	41	0.6	45	0.3	100
0.45	40	0.6	54	0.8	19	0.8	27	0.8	34	0.4	100
0.6	32	0.8	44	1.2	11	1.2	12	1.0	24	0.5	33
0.8	25	1.0	37.5	1.4	9	1.4	9	1.4	14	0.6	22.5
1.0	21	1.25	27.6	1.8	8	1.8	8	2.0	10	0.8	16
1.3	16	1.5	18.1	2.0	8	1.8	8	3.0	8	1.0	14
1.6	11	2.0	11.9	8.0	7	8.0	7	5.0	6	1.2	12
2.0	9	2.5	10					9.0	4	1.4	10
2.5	7	3.5	7.3							1.6	8.9
3.0	5	5.0	6.0							1.8	8.0
4.0	2.5									2.0	7.3
5.0	2.0									2.2	6.5
8.0	2.0									2.4	6.0
										2.6	5.3
										2.8	4.5
										3.0	4.2
										3.5	4.0
										4.0	3.2
										4.5	3.0
										5.0	2.5

(Continued)

Table A8 (Continued)

1-1/4-Ton Cargo Trucks			2-1/2-Ton Cargo Trucks*			IH1750**, 4x4		
M890, 4x2			M561, 6x6			Ford LN8000, 4x4		
Elevation rms in.	Speed mph	Elevation rms in.	Elevation rms in.	Speed mph	Elevation rms in.	Elevation rms in.	Speed mph	Elevation rms in.
0	100	0	0	100	0	0	100	0
0.1	100	0.2	0.1	100	0.1	0.1	100	0.1
0.2	100	0.2	0.2	100	0.2	0.2	100	0.2
0.3	100	0.3	0.3	100	0.3	0.3	100	0.3
0.4	100	0.4	0.4	100	0.4	0.4	100	0.4
0.5	33.0	0.6	0.5	100	0.5	0.5	100	0.5
0.6	22.5	0.8	0.6	25	0.6	0.6	24	0.6
0.8	16.0	1.0	0.8	13.7	0.8	0.8	13.7	0.8
1.0	14.0	1.2	1.0	10.5	1.0	1.0	11.4	1.0
1.2	12.0	1.4	1.2	10.2	1.2	1.2	11.3	1.2
1.4	10.0	1.6	1.4	10.0	1.4	1.4	11.2	1.4
1.6	8.9	1.8	1.6	9.8	1.6	1.6	11.2	1.6
1.8	8.0	2.0	1.8	9.6	1.8	1.8	11.2	1.8
2.0	7.3	2.2	2.0	9.4	2.0	2.0	11.2	2.0
2.2	6.5	2.4	2.2	9.3	2.2	2.2	11.1	2.2
2.4	6.0	2.6	2.4	9.2	2.4	2.4	11.1	2.4
2.6	5.3	2.8	2.6	9.0	2.6	2.6	11.0	2.6
2.8	4.5	3.0	2.8	9.0	2.8	2.8	11.0	2.8
3.0	4.2	3.5	3.0	8.8	3.0	3.0	11.0	3.0
3.5	4.0	4.0	3.5	8.4	3.5	3.5	10.9	3.5
4.0	3.2	4.5	4.0	8.0	4.0	4.0	10.8	4.0
4.5	3.0	5.0	4.5	7.5	4.5	4.5	10.8	4.5
5.0	2.5		5.0	7.0	5.0	5.0	10.7	5.0

(Continued)

\* All vehicles are considered primarily cargo carriers except as noted.  
 \*\* IH = International Harvester.

Table A8 (Continued)

2-1/2-Ton Cargo Trucks*				5-Ton Cargo Trucks*				TARADCOM 5-ton HMTT, 8x8																							
M49A2C, 6x6 (Fuel Servicing)				German Unimog 416 4x4				Ford LNT8000, 6x4				Ford LNT8000, 6x6				IH1850**, 6x4				IH1850**, 6x6				IH1850**							
Elevation		Speed		Elevation		Speed		Elevation		Speed		Elevation		Speed		Elevation		Speed		Elevation		Speed		Elevation		Speed		Elevation		Speed	
rms in.	mph	rms in.	mph	rms in.	mph	rms in.	mph	rms in.	mph	rms in.	mph	rms in.	mph	rms in.	mph	rms in.	mph	rms in.	mph	rms in.	mph	rms in.	mph	rms in.	mph	rms in.	mph	rms in.	mph		
0	100	0	100	0	100	0	100	0	100	0	100	0	100	0	100	0	100	0	100	0	100	0	100	0	100	0	100	0	100		
0.2	100	0.1	100	0.1	100	0.1	100	0.1	100	0.1	100	0.1	100	0.1	100	0.1	100	0.1	100	0.1	100	0.1	100	0.1	100	0.1	100	0.1	100		
0.21	50	0.2	100	0.2	100	0.2	100	0.2	100	0.2	100	0.2	100	0.2	100	0.2	100	0.2	100	0.2	100	0.2	100	0.2	100	0.2	100	0.2	100		
0.3	34	0.3	40.5	0.3	53	0.3	100	0.3	100	0.3	100	0.3	100	0.3	100	0.3	100	0.3	100	0.3	100	0.3	100	0.3	100	0.3	100	0.3	100		
0.4	28.7	0.4	23.2	0.4	43.5	0.4	100	0.4	100	0.4	100	0.4	100	0.4	100	0.4	100	0.4	100	0.4	100	0.4	100	0.4	100	0.4	100	0.4	100		
0.5	25.0	0.5	14.0	0.5	34.5	0.5	57	0.5	57	0.5	57	0.5	57	0.5	57	0.5	57	0.5	57	0.5	57	0.5	57	0.5	57	0.5	57	0.5	57		
0.6	23.0	0.6	10.6	0.6	26.3	0.6	35	0.6	35	0.6	35	0.6	35	0.6	35	0.6	35	0.6	35	0.6	35	0.6	35	0.6	35	0.6	35	0.6	35		
0.8	19.0	0.8	8.1	0.8	13.0	0.8	13.0	0.8	14.3	0.8	14.3	0.8	14.3	0.8	14.3	0.8	14.3	0.8	14.3	0.8	14.3	0.8	14.3	0.8	14.3	0.8	14.3	0.8	14.3		
1.0	17	1.0	7.9	1.0	9.7	1.0	9.7	1.0	10.6	1.0	10.6	1.0	10.6	1.0	10.6	1.0	10.6	1.0	10.6	1.0	10.6	1.0	10.6	1.0	10.6	1.0	10.6	1.0	10.6		
1.2	15	1.2	7.6	1.2	9.6	1.2	9.6	1.2	10.2	1.2	10.2	1.2	10.2	1.2	10.2	1.2	10.2	1.2	10.2	1.2	10.2	1.2	10.2	1.2	10.2	1.2	10.2	1.2	10.2		
1.4	13.8	1.4	7.4	1.4	9.6	1.4	9.6	1.4	10.2	1.4	10.2	1.4	10.2	1.4	10.2	1.4	10.2	1.4	10.2	1.4	10.2	1.4	10.2	1.4	10.2	1.4	10.2	1.4	10.2		
1.6	12.3	1.6	7.3	1.6	9.6	1.6	9.6	1.6	10.2	1.6	10.2	1.6	10.2	1.6	10.2	1.6	10.2	1.6	10.2	1.6	10.2	1.6	10.2	1.6	10.2	1.6	10.2	1.6	10.2		
1.8	11.0	1.8	7.1	1.8	9.6	1.8	9.6	1.8	10.1	1.8	10.1	1.8	10.1	1.8	10.1	1.8	10.1	1.8	10.1	1.8	10.1	1.8	10.1	1.8	10.1	1.8	10.1	1.8	10.1		
2.0	10.0	2.0	7.0	2.0	9.5	2.0	9.5	2.0	10.1	2.0	10.1	2.0	10.1	2.0	10.1	2.0	10.1	2.0	10.1	2.0	10.1	2.0	10.1	2.0	10.1	2.0	10.1	2.0	10.1		
2.2	9.0	2.2	7.0	2.2	9.5	2.2	9.5	2.2	10.0	2.2	10.0	2.2	10.0	2.2	10.0	2.2	10.0	2.2	10.0	2.2	10.0	2.2	10.0	2.2	10.0	2.2	10.0	2.2	10.0		
2.4	8.0	2.4	6.9	2.4	9.5	2.4	9.5	2.4	10.0	2.4	10.0	2.4	10.0	2.4	10.0	2.4	10.0	2.4	10.0	2.4	10.0	2.4	10.0	2.4	10.0	2.4	10.0	2.4	10.0		
2.6	7.7	2.6	6.9	2.6	9.5	2.6	9.5	2.6	10.0	2.6	10.0	2.6	10.0	2.6	10.0	2.6	10.0	2.6	10.0	2.6	10.0	2.6	10.0	2.6	10.0	2.6	10.0	2.6	10.0		
2.8	7.0	2.8	6.9	2.8	9.5	2.8	9.5	2.8	9.9	2.8	9.9	2.8	9.9	2.8	9.9	2.8	9.9	2.8	9.9	2.8	9.9	2.8	9.9	2.8	9.9	2.8	9.9	2.8	9.9		
3.0	6.4	3.0	6.5	3.0	9.5	3.0	9.5	3.0	9.8	3.0	9.8	3.0	9.8	3.0	9.8	3.0	9.8	3.0	9.8	3.0	9.8	3.0	9.8	3.0	9.8	3.0	9.8	3.0	9.8		
3.5	5.0	3.5	5.7	3.5	9.5	3.5	9.5	3.5	9.8	3.5	9.8	3.5	9.8	3.5	9.8	3.5	9.8	3.5	9.8	3.5	9.8	3.5	9.8	3.5	9.8	3.5	9.8	3.5	9.8		
4.0	4.0	4.0	4.0	4.0	9.5	4.0	9.5	4.0	9.7	4.0	9.7	4.0	9.7	4.0	9.7	4.0	9.7	4.0	9.7	4.0	9.7	4.0	9.7	4.0	9.7	4.0	9.7	4.0	9.7		
4.5	3.0	4.5	3.0	4.5	9.4	4.5	9.4	4.5	9.6	4.5	9.6	4.5	9.6	4.5	9.6	4.5	9.6	4.5	9.6	4.5	9.6	4.5	9.6	4.5	9.6	4.5	9.6	4.5	9.6		
5.0	2.6	5.0	2.6	5.0	9.4	5.0	9.4	5.0	9.5	5.0	9.5	5.0	9.5	5.0	9.5	5.0	9.5	5.0	9.5	5.0	9.5	5.0	9.5	5.0	9.5	5.0	9.5	5.0	9.5		

(Continued)

\* All vehicles are considered primarily cargo carriers except as noted.  
 \*\* IH = International Harvester.

Table A8 (Continued)

German 5-ton MAN 4x4				5-Ton Cargo Trucks*				8- to 10-Ton Cargo Trucks*							
Elevation		Speed		M813A1, 6x6		M813 PIP, 6x6		M656, 8x8		M816, 6x6 (Wrecker)		M813A1, 6x6 (Fuel Pods)		TARADCOM 10-ton HMTI, 8x8	
rms in.	Speed mph	rms in.	Speed mph	rms in.	Speed mph	rms in.	Speed mph	rms in.	Speed mph	rms in.	Speed mph	rms in.	Speed mph	rms in.	Speed mph
0	100	0	100	0	100	0	100	0	100	0	100	0	100	0	100
0.1	100	0.1	100	0.1	100	0.1	100	0.1	100	0.2	100	0.2	100	0.1	100
0.2	47.3	0.2	100	0.2	100	0.2	100	0.2	41	0.2	60	0.2	41	0.2	41
0.3	37.5	0.3	100	0.3	100	0.3	100	0.4	27	0.3	38	0.23	50	0.4	27
0.4	32.5	0.4	100	0.4	100	0.4	100	0.6	18	0.4	31	0.25	40	0.6	18
0.5	28.7	0.5	19.8	0.5	19.8	0.5	19.8	0.0	14	0.4	24	0.28	35	0.8	14
0.6	25.8	0.6	14.1	0.6	14.1	0.6	14.1	1.0	12.5	0.8	20	0.31	30	1.0	12.5
0.8	20.6	0.8	10.6	0.8	10.6	0.8	10.6	1.2	10	1.05	16	0.34	28	1.2	10
1.0	17.2	1.0	9.1	1.0	9.1	1.0	9.1	1.4	9.5	1.2	14	0.38	25	1.4	9.5
1.2	15.0	1.2	8.4	1.2	8.4	1.2	8.4	1.6	9.5	1.7	10	0.47	22	1.6	9.5
1.4	12.4	1.4	8.0	1.4	8.0	1.4	8.0	1.8	9.5	2.2	8	0.50	21	1.8	9.5
1.6	11.5	1.6	8.0	1.6	8.0	1.6	8.0	2.0	9.0	3	7	0.55	20	2.0	9.0
1.8	10.2	1.8	8.0	1.8	8.0	1.8	8.0	2.2	8.5	8	6	0.75	17	2.2	8.5
2.0	8.9	2.0	8.0	2.0	8.0	2.0	8.0	2.4	8.5	8	6	0.85	16	2.4	8.5
2.2	8.2	2.2	7.9	2.2	7.9	2.2	7.9	2.6	8.5	3	7	1.0	14	2.6	8.5
2.4	7.5	2.4	7.9	2.4	7.9	2.4	7.9	2.8	8.0	8	6	1.25	12	2.8	8.0
2.6	7.0	2.6	7.8	2.6	7.8	2.6	7.8	3.0	8.0	8	6	1.5	10	3.0	8.0
2.8	6.6	2.8	7.8	2.8	7.8	2.8	7.8	3.5	8.0	3	7	1.75	9	3.5	8.0
3.0	6.2	3.0	7.7	3.0	7.7	3.0	7.7	4.0	8.0	8	6	2.0	8	4.0	8.0
3.5	5.5	3.5	7.6	3.5	7.6	3.5	7.6	4.5	7.5	7	6	2.25	7	4.5	7.5
4.0	5.1	4.0	7.5	4.0	7.5	4.0	7.5	5.0	7.0	8	6	2.5	6.5	5.0	7.0
4.5	5.0	4.5	7.3	4.5	7.3	4.5	7.3	5.0	7.3	8	6	3.0	5.0	5.0	7.0
5.0	5.0	5.0	7.2	5.0	7.2	5.0	7.2	5.0	7.2	8	6	4.0	5.0	5.0	7.0
5.0	5.0	5.0	7.2	5.0	7.2	5.0	7.2	5.0	7.2	8	6	8.0	5.0	5.0	7.0

(Continued)

\* All vehicles are considered primarily cargo carriers except as noted.

Table A8 (Continued)

TARADCOM 10-ton HMTT, 8x8 (Wrecker)				TARADCOM 10-ton HMTT, 8x8 (Tanker)				Lockheed TDM902 8x8				German 10-ton MAN 8x8				M520E1 GOER, 4x4				M559 GOER, 4x4 (Tanker)				M553 GOER, 4x4 (Wrecker)			
Elevation		Speed		Elevation		Speed		Elevation		Speed		Elevation		Speed		Elevation		Speed		Elevation		Speed		Elevation		Speed	
rms in.	mph	rms in.	mph	rms in.	mph	rms in.	mph	rms in.	mph	rms in.	mph	rms in.	mph	rms in.	mph	rms in.	mph	rms in.	mph	rms in.	mph	rms in.	mph	rms in.	mph	rms in.	mph
0	100	0	100	0	100	0	100	0	100	0	100	0	100	0	100	0	100	0	100	0	100	0	100	0	100	0	100
0.1	100	0.1	100	0.1	80	0.1	80	0.2	50	0.2	50	0.2	50	0.1	100	0.1	100	0.1	100	0.1	100	0.1	100	0.1	100	0.1	100
0.2	41	0.2	41	0.2	62	0.2	62	0.4	30	0.4	30	0.4	30	0.2	40	0.2	40	0.2	40	0.2	40	0.2	40	0.2	40	0.2	40
0.4	27	0.4	27	0.23	54	0.23	54	0.6	20	0.6	20	0.6	20	0.3	24	0.3	24	0.3	24	0.3	24	0.3	24	0.3	24	0.3	24
0.6	18	0.6	18	0.24	50	0.24	50	0.8	17	0.8	17	0.8	17	0.35	20	0.35	20	0.35	20	0.35	20	0.35	20	0.35	20	0.35	20
0.8	14	0.8	14	0.30	40	0.30	40	1.0	14.8	1.0	14.8	1.0	14.8	0.5	14	0.5	14	0.5	14	0.5	14	0.5	14	0.5	14	0.5	14
1.0	12.5	1.0	12.5	0.40	33	0.40	33	1.4	12	1.4	12	1.4	12	0.8	10	0.8	10	0.8	10	0.8	10	0.8	10	0.8	10	0.8	10
1.2	10	1.2	10	0.53	28	0.53	28	1.9	10	1.9	10	1.9	10	1.2	8	1.2	8	1.2	8	1.2	8	1.2	8	1.2	8	1.2	8
1.4	9.5	1.4	9.5	0.65	25	0.65	25	2.4	8.3	2.4	8.3	2.4	8.3	2.0	6	2.0	6	2.0	6	2.0	6	2.0	6	2.0	6	2.0	6
1.6	9.5	1.6	9.5	0.70	24	0.70	24	3	7	3	7	3	7	8.0	5.5	8.0	5.5	8.0	5.5	8.0	5.5	8.0	5.5	8.0	5.5	8.0	5.5
1.8	9.5	1.8	9.5	0.80	22	0.80	22	4	5.8	4	5.8	4	5.8	8.0	5.5	8.0	5.5	8.0	5.5	8.0	5.5	8.0	5.5	8.0	5.5	8.0	5.5
2.0	9.0	2.0	9.0	0.90	20	0.90	20	6	5.5	6	5.5	6	5.5	8.0	5.5	8.0	5.5	8.0	5.5	8.0	5.5	8.0	5.5	8.0	5.5	8.0	5.5
2.2	8.5	2.2	8.5	1.0	18.4	1.0	18.4	8	5.3	8	5.3	8	5.3	8.0	5.5	8.0	5.5	8.0	5.5	8.0	5.5	8.0	5.5	8.0	5.5	8.0	5.5
2.4	8.5	2.4	8.5	1.2	17.0	1.2	17.0	18.4	5.3	18.4	5.3	18.4	5.3	18.4	5.3	18.4	5.3	18.4	5.3	18.4	5.3	18.4	5.3	18.4	5.3	18.4	5.3
2.6	8.5	2.6	8.5	1.4	16.2	1.4	16.2	17.0	5.3	17.0	5.3	17.0	5.3	18.4	5.3	18.4	5.3	18.4	5.3	18.4	5.3	18.4	5.3	18.4	5.3	18.4	5.3
2.8	8.0	2.8	8.0	1.6	15.7	1.6	15.7	16.2	5.3	16.2	5.3	16.2	5.3	18.4	5.3	18.4	5.3	18.4	5.3	18.4	5.3	18.4	5.3	18.4	5.3	18.4	5.3
3.0	8.0	3.0	8.0	1.8	15.1	1.8	15.1	15.7	5.3	15.7	5.3	15.7	5.3	18.4	5.3	18.4	5.3	18.4	5.3	18.4	5.3	18.4	5.3	18.4	5.3	18.4	5.3
3.5	8.0	3.5	8.0	2.0	15.0	2.0	15.0	15.1	5.3	15.1	5.3	15.1	5.3	18.4	5.3	18.4	5.3	18.4	5.3	18.4	5.3	18.4	5.3	18.4	5.3	18.4	5.3
4.0	8.0	4.0	8.0	2.2	15.0	2.2	15.0	15.0	5.3	15.0	5.3	15.0	5.3	18.4	5.3	18.4	5.3	18.4	5.3	18.4	5.3	18.4	5.3	18.4	5.3	18.4	5.3
4.5	7.5	4.5	7.5	2.4	15.0	2.4	15.0	15.0	5.3	15.0	5.3	15.0	5.3	18.4	5.3	18.4	5.3	18.4	5.3	18.4	5.3	18.4	5.3	18.4	5.3	18.4	5.3
5.0	7.0	5.0	7.0	2.6	15.0	2.6	15.0	15.0	5.3	15.0	5.3	15.0	5.3	18.4	5.3	18.4	5.3	18.4	5.3	18.4	5.3	18.4	5.3	18.4	5.3	18.4	5.3
				2.8	15.0	2.8	15.0	15.0	5.3	15.0	5.3	15.0	5.3	18.4	5.3	18.4	5.3	18.4	5.3	18.4	5.3	18.4	5.3	18.4	5.3	18.4	5.3
				3.0	15.0	3.0	15.0	15.0	5.3	15.0	5.3	15.0	5.3	18.4	5.3	18.4	5.3	18.4	5.3	18.4	5.3	18.4	5.3	18.4	5.3	18.4	5.3
				3.5	15.0	3.5	15.0	15.0	5.3	15.0	5.3	15.0	5.3	18.4	5.3	18.4	5.3	18.4	5.3	18.4	5.3	18.4	5.3	18.4	5.3	18.4	5.3
				4.0	15.0	4.0	15.0	15.0	5.3	15.0	5.3	15.0	5.3	18.4	5.3	18.4	5.3	18.4	5.3	18.4	5.3	18.4	5.3	18.4	5.3	18.4	5.3
				4.5	15.0	4.5	15.0	15.0	5.3	15.0	5.3	15.0	5.3	18.4	5.3	18.4	5.3	18.4	5.3	18.4	5.3	18.4	5.3	18.4	5.3	18.4	5.3
				5.0	15.0	5.0	15.0	15.0	5.3	15.0	5.3	15.0	5.3	18.4	5.3	18.4	5.3	18.4	5.3	18.4	5.3	18.4	5.3	18.4	5.3	18.4	5.3

(Continued)

\* All vehicles are considered primarily cargo carriers except as noted.

Table A8 (Continued)

Tractor Trailers															
M818, 6x6/M127A1C (12-ton)				M818, 6x6/M871 Modified (22-1/2-ton)				M818, 6x6/M127A1C (22-1/2-ton)				M920, 8x6/M871 Modified (22-1/2-ton)			
Elevation		Speed		Elevation		Speed		Elevation		Speed		Elevation		Speed	
rms in.	mph	rms in.	mph	rms in.	mph	rms in.	mph	rms in.	mph	rms in.	mph	rms in.	mph	rms in.	mph
0	100	0	100	0	100	0	100	0	100	0	100	0	100	0	100
0.1	100	0.1	100	0.1	100	0.1	100	0.1	100	0.1	100	0.1	100	0.2	100
0.15	70	0.15	70	0.15	70	0.15	70	0.15	70	0.15	70	0.15	70	0.3	100
0.20	50	0.20	50	0.20	50	0.20	50	0.20	50	0.20	50	0.20	50	0.4	100
0.25	40	0.25	40	0.25	40	0.25	40	0.25	40	0.25	40	0.25	40	0.6	100
0.30	23	0.30	23	0.30	23	0.30	23	0.30	23	0.30	23	0.30	23	0.8	80
0.50	14	0.50	14	0.50	14	0.50	14	0.50	14	0.50	14	0.50	14	0.82	60
0.70	10	0.70	10	0.70	10	0.70	10	0.70	10	0.70	10	0.70	10	1.0	48
1.0	9	1.0	9	1.0	9	1.0	9	1.0	9	1.0	9	1.0	9	1.0	39.5
1.5	7.5	1.5	7.5	1.5	7.5	1.5	7.5	1.5	7.5	1.5	7.5	1.5	7.5	1.46	20
2.0	7.5	2.0	7.5	2.0	7.5	2.0	7.5	2.0	7.5	2.0	7.5	2.0	7.5	2.0	12
3.0	6.5	3.0	6.5	3.0	6.5	3.0	6.5	3.0	6.5	3.0	6.5	3.0	6.5	3.0	10
5.0	6.0	5.0	6.0	5.0	6.0	5.0	6.0	5.0	6.0	5.0	6.0	5.0	6.0	8.0	5

M548E1				Tracked Cargo Carriers M548 (Extended)				M113A1 (Extended)			
Elevation		Speed		Elevation		Speed		Elevation		Speed	
rms in.	mph	rms in.	mph	rms in.	mph	rms in.	mph	rms in.	mph	rms in.	mph
0	100	0	100	0	100	0	100	0	100	0	100
0.34	80	0.34	80	0.2	100	0.2	100	0.2	100	0.2	100
0.35	60	0.35	60	0.3	80	0.3	80	0.4	100	0.4	100
0.36	40	0.36	40	0.35	40	0.35	40	0.6	100	0.6	100
0.4	30	0.4	30	0.5	30	0.5	30	0.8	80	0.8	80
0.45	25	0.45	25	0.8	20	0.8	20	0.82	60	0.82	60
0.62	20	0.62	20	1.5	10	1.5	10	0.90	48	0.90	48
1.0	15	1.0	15	2.0	8.5	2.0	8.5	1.0	39.5	1.0	39.5
1.46	12	1.46	12	3.0	7.0	3.0	7.0	1.45	20	1.45	20
2.0	10	2.0	10	4.0	6.5	4.0	6.5	2.0	12	2.0	12
3.0	9	3.0	9	8.0	5.0	8.0	5.0	3.0	10	3.0	10
8.0	6	8.0	6					8.0	5	8.0	5

Table A8 (Concluded)

Special Study Vehicles														
VW ILTIS, 4x4			Daimler-Benz, 4x4			German MAN 7-ton 6x6			M757, 8x8/M172A1 (12-ton)			M916, 6x6/M172A1 (12-ton)		
Elevation rms, in.	Speed mph		Elevation rms, in.	Speed mph		Elevation rms, in.	Speed mph		Elevation rms, in.	Speed mph		Elevation rms, in.	Speed in.	
0	60		0	70		0	100		0	100		0	100	
0.25	60		0.35	70		0.1	100		0.1	100		0.1	100	
0.3	50		0.4	40		0.2	50		0.2	41		0.15	70	
0.35	50		0.5	20		0.4	30		0.4	27		0.2	50	
0.4	45		0.55	16		0.6	20		0.6	18		0.25	40	
0.45	40		0.6	14		1.0	14.8		0.8	14		0.3	23	
0.5	37		0.7	12		1.4	11.3		1.0	12.5		0.5	14	
0.6	32		0.8	10.5		2.0	8.2		1.2	10.0		0.7	10	
0.7	28		0.9	9.5		2.4	7.0		1.4	9.5		1.0	9	
0.8	25		1.0	9.0		3.0	5.9		1.6	9.5		1.5	7.5	
1.0	21		1.5	8.5		4.0	5.0		1.8	9.5		2.0	7.5	
1.2	18		2.0	8.0		6.0	4.9		2.0	9.0		3.0	6.5	
1.5	15		3.0	7.5		8.0	4.8		2.2	8.5		5.0	6.0	
1.8	11		4.0	7.0					2.4	8.5				
2.0	9		5.0	6.0					2.6	8.5				
2.5	7								2.8	8.0				
3.0	5								3.0	8.0				
4.0	4								3.5	8.0				
5.0	3								4.0	8.0				
									4.5	7.5				
									5.0	7.0				

Table A9

Terrain Data Required for AMC-74X and SWIMCRIT  
Water-crossing Prediction Models

Terrain or Road Factor	Range
<u>Off-Road</u>	
Surface material	
Type, USCS or other	NA
Mass strength, CI or RCI	0 - >280
Slope, percent	0 - >70
Obstacle	
Approach angle, deg	90 - 270
Vertical magnitude, cm	0 - >85
Length, m	0 - >150
Width, cm	0 - >1200
Spacing, m	0 - >60
Spacing, type	NA
Surface roughness, rms elevations	0 - 10
Stem diameter, cm } (8 pairs)	0 - >25
Stem spacing, m }	0 - >100
Visibility distance, m	0 - >50
Water depth, m	0 - >5
Water velocity, mps	0 - >3.5
Water width, m	0 - >70
Linear feature top width, m	0 - >70
Left approach angle, deg	90 - 270
Right approach angle, deg	90 - 270
Differential bank height or differential vertical magnitude, m	0 - >4
Low bank height or least vertical magnitude, m	0 - >6
<u>On-Road</u>	
Road type	
Surface material	NA
Type, USCS or other	NA
Surface strength	
Trails, CI or RCI	0 - >280
Other, traction coefficients	0.01 - >0.80
Slope, percent	0 - >70
Surface roughness, rms elevation	0 - >7.6
Curvature, deg	0 - 90
Roadside visibility distance (trails only), m	0 - >50

APPENDIX B: DETAILED MOBILITY PERFORMANCE DATA

1. Appendix B contains the speed profiles, percent NOGO on trails and off-road terrain, and performance data for the study vehicles crossing linear features (water crossing).

2. The speed profile data (paragraphs 22-24, main text) for the study vehicles over primary roads, secondary roads, trails, and off-road terrain for the dry, wet, and snow surface conditions are given in Tables B1-B49.

<u>Table</u>	<u>Speed Profile for Study Vehicle</u>
B1	M151A2, 4x4
B2	TARADCOM 3/4-ton HMTT, 4x4
B3	Dodge Ramcharger, 4x4
B4	American Motors CJ5, 4x4
B5	FMC XR311, 4x4
B6	M880, 4x4
B7	M890, 4x2
B8	M561, 6x6
B9	M35A2, 6x6
B10	M35 PIP, 6x6
B11	Ford LN8000, 4x4
B12	Dodge W600, 4x4
B13	International Harvester IH1750, 4x4
B14	M49A2C, 6x6 (fuel servicing)
B15	German Unimog 416, 4x4
B16	Ford LNT8000, 6x4
B17	Ford LNT8000, 6x6
B18	International Harvester IH1850, 6x4
B19	International Harvester IH1850, 6x6
B20	TARADCOM 5-ton HMTT, 8x8
B21	German 5-ton MAN, 4x4
B22	M813A1, 6x6
B23	M813 PIP, 6x6
B24	M656, 8x8
B25	M816, 6x6 (wrecker)
B26	M813A1, 6x6 (fuel pods)/M105A2 (fuel pod)
B27	TARADCOM 10-ton HMTT, 8x8
B28	TARADCOM 10-ton HMTT, 8x8 (wrecker)
B29	TARADCOM 10-ton HMTT, 8x8 (tanker)
B30	Lockheed TDW902, 8x8
B31	German 10-ton MAN, 8x8
B32	M520E1 GOER, 4x4
B33	M559 GOER, 4x4 (tanker)

<u>Table</u>	<u>Speed Profile for Study Vehicle</u>
B34	M553 GOER, 4x4 (wrecker)
B35	British Vauxhall MMLC, 4x4
B36	M757, 8x8/M870 (12-ton)
B37	M916, 6x6/M870 (12-ton)
B38	M818, 6x6/M127A1C (12-ton)
B39	M818, 6x6/M871 Modified (22-1/2-ton)
B40	M818, 6x6/M127A1C (22-1/2-ton)
B41	M920, 8x6/M871 Modified (22-1/2-ton)
B42	M548E1
B43	M548 (extended)
B44	M113A1 (extended)
B45	VW ILTIS, 4x4
B46	Dailmer-Benz, 4x4
B47	German MAN, 6x6 (7-ton)
B48	M757, 8x8/M172A1 (12-ton)
B49	M916, 6x6/M172A1 (12-ton)

3. The percent NOGO on trails and off-road (paragraph 26, main text) is given in Table B50.

4. The performance data for study vehicles crossing linear features (water crossing) (paragraphs 27 and 28, main text) is given in Table B51.

Table B1  
Speed Profile for MS1A2,  $V_{84}$  (1/4-Ipm)

Primary Roads				Secondary Roads				Trails				Off-Road			
Dry Condition				Dry Condition				Dry Condition				Dry Condition			
PERCENT TOTAL DISTANCE				PERCENT TOTAL DISTANCE				PERCENT TOTAL DISTANCE				PERCENT TOTAL DISTANCE			
X=0	2	4	6	X=0	2	4	6	X=0	2	4	6	X=0	2	4	6
55.0	55.0	55.0	55.0	55.0	55.0	55.0	55.0	24.5	24.5	24.5	24.5	54.5	44.9	40.7	36.4
34.7	33.3	32.0	30.9	34.7	33.3	32.0	30.9	22.4	21.8	21.4	21.1	34.7	33.3	32.0	30.9
29.1	28.4	27.7	27.0	29.1	28.4	27.7	27.0	20.9	20.6	20.3	19.6	29.1	28.4	27.7	27.0
25.0	25.0	25.0	25.0	25.0	25.0	25.0	25.0	18.9	18.4	18.0	17.3	25.0	25.0	25.0	25.0
22.0	22.0	21.4	20.8	22.0	22.0	21.4	20.8	17.0	16.4	15.8	15.3	22.0	22.0	21.4	20.8
19.4	19.4	19.0	18.6	19.4	19.4	19.0	18.6	14.5	14.2	13.9	13.6	19.4	19.4	19.0	18.6
17.8	17.4	17.0	16.6	17.8	17.4	17.0	16.6	13.2	13.0	12.8	12.5	17.8	17.4	17.0	16.6
15.2	14.8	14.4	13.9	15.2	14.8	14.4	13.9	12.3	12.2	12.1	11.8	15.2	14.8	14.4	13.9
13.5	13.1	12.8	12.4	13.5	13.1	12.8	12.4	11.2	11.0	10.8	10.6	13.5	13.1	12.8	12.4
12.0	11.8	11.6	11.3	12.0	11.8	11.6	11.3	10.2	10.1	9.9	9.8	12.0	11.8	11.6	11.3
10.9	10.8	10.5	10.2	10.9	10.8	10.5	10.2	9.4	9.4			10.9	10.8	10.5	10.2
9.9	9.8	9.7	9.5	9.9	9.8	9.7	9.5					9.9	9.8	9.7	9.5
9.4				9.4								9.4			

Met Condition				Snow Condition			
PERCENT TOTAL DISTANCE				PERCENT TOTAL DISTANCE			
X=0	2	4	6	X=0	2	4	6
50.7	50.7	50.7	50.7	33.0	33.0	33.0	33.0
50.7	50.7	50.7	50.7	32.0	32.0	32.0	32.0
48.5	48.5	48.5	48.5	31.8	31.8	31.7	31.7
45.5	45.5	45.5	45.5	31.2	31.1	30.9	30.7
40.1	40.1	40.1	40.1	30.5	30.3	30.1	29.9
38.2	38.2	38.2	38.2	29.6	29.5	29.3	29.2
36.9	36.9	36.9	36.9	29.1	29.0	28.9	28.7
34.5	34.5	34.5	34.5	28.7	28.6	28.5	28.5
30.6	30.6	30.6	30.6	27.6	27.6	27.1	26.7
27.1	27.1	27.1	27.1	26.2	26.2	25.9	25.6
25.9	25.9	25.9	25.9	25.6	25.6	25.0	24.3
24.9	24.9	24.9	24.9	22.5	22.5	21.6	20.9
				19.2			

Table B2  
Speed Profile for TARADCOM HMTT, 3/4-Ton

Primary Roads		Secondary Roads		Dry Condition		Trails		Off-Road	
PERCENT TOTAL DISTANCE		PERCENT TOTAL DISTANCE		PERCENT TOTAL DISTANCE		PERCENT TOTAL DISTANCE		PERCENT TOTAL DISTANCE	
X=0	2 4 6 8	X=0	2 4 6 8	X=0	2 4 6 8	X=0	2 4 6 8	X=0	2 4 6 8
A 55.0	55.0 55.0 55.0 55.0	A 55.0	55.0 55.0 55.0 55.0	A 44.0	44.0 44.0 44.0 44.0	A 44.0	44.0 44.0 44.0 44.0	A 54.8	54.2 47.3 45.6 44.4
1A 55.0	55.0 55.0 55.0 55.0	1A 55.0	55.0 55.0 55.0 55.0	1A 41.0	41.0 40.5 40.1 39.8	1A 41.0	40.6 40.1 39.7 39.5	1A 43.3	42.3 41.1 39.9 38.9
2A 55.0	55.0 55.0 55.0 55.0	2A 55.0	55.0 55.0 55.0 55.0	2A 39.5	39.5 39.0 38.5 38.2	2A 39.5	39.0 38.5 38.0 37.7	2A 37.5	36.2 34.8 33.7 32.6
3A 55.0	55.0 55.0 55.0 55.0	3A 54.8	54.7 54.7 54.5 54.5	3A 32.5	31.6 30.8 30.1 29.2	3A 32.5	31.6 30.8 30.1 29.2	3A 31.6	30.7 29.8 28.9 28.1
4A 55.0	55.0 55.0 55.0 55.0	4A 54.6	54.6 54.5 54.5 54.5	4A 27.6	26.2 24.9 23.7 22.8	4A 27.6	26.2 24.9 23.7 22.8	4A 27.3	26.7 25.4 24.9
5A 55.0	55.0 55.0 55.0 55.0	5A 54.1	53.8 53.5 53.0 52.2	5A 22.0	21.3 20.7 20.2 19.7	5A 22.0	21.3 20.7 20.2 19.7	5A 24.4	23.9 23.5 23.1 22.9
6A 55.0	55.0 55.0 55.0 54.8	6A 51.4	50.4 49.1 47.8 46.5	6A 19.3	18.9 18.5 18.2 18.0	6A 19.3	18.9 18.5 18.2 18.0	6A 22.3	22.0 21.6 21.2 20.8
7A 54.2	53.3 52.2 51.1 49.7	7A 51.4	50.4 49.1 47.8 46.5	7A 17.7	17.4 17.0 16.7 16.3	7A 17.7	17.4 17.0 16.7 16.3	7A 20.4	20.1 19.7 19.4 19.0
8A 48.1	46.5 45.0 43.5 41.8	8A 45.2	43.8 42.2 40.8 39.2	8A 16.0	15.7 15.5 15.2 15.0	8A 16.0	15.7 15.5 15.2 15.0	8A 18.7	18.3 17.9 17.5 17.0
9A 48.2	38.6 37.5 36.3 34.6	9A 37.7	36.4 35.1 33.7 32.0	9A 14.0	13.6 14.4 14.0 13.5	9A 14.0	13.6 14.4 14.0 13.5	9A 16.5	16.1 15.7 15.3 14.8
10A 33.0		10A 38.5		10A 13.1		10A 13.1		10A 1.0	
wet Condition									
PERCENT TOTAL DISTANCE		PERCENT TOTAL DISTANCE		PERCENT TOTAL DISTANCE		PERCENT TOTAL DISTANCE		PERCENT TOTAL DISTANCE	
X=0	2 4 6 8	X=0	2 4 6 8	X=0	2 4 6 8	X=0	2 4 6 8	X=0	2 4 6 8
A 55.0	55.0 55.0 55.0 55.0	A 50.7	50.7 50.7 50.7 50.7	A 44.0	44.0 43.9 43.6 42.3	A 44.0	44.0 43.9 43.6 42.3	A 49.0	36.2 33.0 31.0 28.9
1A 55.0	55.0 55.0 55.0 55.0	1A 50.7	50.7 50.7 50.7 50.7	1A 41.2	40.6 40.1 39.7 39.5	1A 41.2	40.6 40.1 39.7 39.5	1A 27.0	25.6 24.5 23.6 22.8
2A 55.0	55.0 55.0 55.0 55.0	2A 50.7	50.7 50.7 50.7 50.7	2A 39.2	38.4 36.5 34.8 33.4	2A 39.2	38.4 36.5 34.8 33.4	2A 22.1	21.4 20.8 20.2 19.6
3A 55.0	55.0 55.0 55.0 55.0	3A 50.7	50.7 50.7 50.7 50.7	3A 32.2	31.3 30.5 29.9 29.0	3A 32.2	31.3 30.5 29.9 29.0	3A 19.1	18.6 18.2 17.9 17.5
4A 55.0	55.0 55.0 55.0 55.0	4A 50.7	50.7 50.7 50.7 50.7	4A 27.6	26.1 24.7 23.6 22.7	4A 27.6	26.1 24.7 23.6 22.7	4A 17.2	16.9 16.6 16.4 16.2
5A 55.0	55.0 55.0 55.0 55.0	5A 50.7	50.7 50.7 50.7 50.6	5A 21.9	21.2 20.6 20.1 19.6	5A 21.9	21.2 20.6 20.1 19.6	5A 16.0	15.8 15.6 15.4 15.3
6A 55.0	55.0 55.0 54.8 54.4	6A 50.5	49.9 49.5 48.8	6A 19.2	18.8 18.5 18.2 17.9	6A 19.2	18.8 18.5 18.2 17.9	6A 15.1	14.9 14.7 14.5 14.3
7A 53.6	52.5 51.1 49.8 48.1	7A 47.9	46.9 45.7 44.4 43.2	7A 17.7	17.4 17.0 16.6 16.3	7A 17.7	17.4 17.0 16.6 16.3	7A 14.2	14.0 13.8 13.6 13.4
8A 46.4	44.6 43.0 41.4 39.6	8A 41.9	40.6 39.1 37.7 36.3	8A 16.0	15.7 15.4 15.2 15.0	8A 16.0	15.7 15.4 15.2 15.0	8A 13.3	13.1 12.9 12.7 12.4
9A 37.9	36.4 35.1 33.8 32.2	9A 34.8	33.6 32.4 31.1 29.5	9A 14.0	13.6 14.4 14.0 13.5	9A 14.0	13.6 14.4 14.0 13.5	9A 12.1	11.9 11.7 11.5 11.2
10A 30.6		10A 28.1		10A 13.1		10A 13.1		10A 1.0	
Snow Condition									
PERCENT TOTAL DISTANCE		PERCENT TOTAL DISTANCE		PERCENT TOTAL DISTANCE		PERCENT TOTAL DISTANCE		PERCENT TOTAL DISTANCE	
X=0	2 4 6 8	X=0	2 4 6 8	X=0	2 4 6 8	X=0	2 4 6 8	X=0	2 4 6 8
A 49.3	49.3 49.3 49.3 49.3	A 39.3	39.3 39.3 39.3 39.3	A 44.0	43.9 43.3 41.9 40.8	A 44.0	43.9 43.3 41.9 40.8	A 43.5	37.1 35.3 33.7 32.6
1A 49.3	49.3 49.3 49.3 49.3	1A 39.3	39.3 39.3 39.3 39.3	1A 40.1	39.6 39.2 38.7 37.9	1A 40.1	39.6 39.2 38.7 37.9	1A 31.7	31.1 30.4 29.8 29.1
2A 49.3	49.3 49.3 49.3 49.3	2A 39.3	39.3 39.3 39.3 39.3	2A 37.3	36.6 35.0 33.5 32.3	2A 37.3	36.6 35.0 33.5 32.3	2A 28.2	27.2 26.2 25.4 24.6
3A 49.3	49.3 49.3 49.3 49.3	3A 39.3	39.3 39.3 39.3 39.3	3A 31.3	30.5 29.8 29.2 28.4	3A 31.3	30.5 29.8 29.2 28.4	3A 24.0	23.4 22.8 22.2 21.6
4A 49.2	48.1 48.0 48.0 48.0	4A 39.3	39.3 39.3 39.2 39.1	4A 27.1	25.6 24.4 23.3 22.4	4A 27.1	25.6 24.4 23.3 22.4	4A 21.1	20.6 20.1 19.7 19.2
5A 48.7	46.6 46.4 46.2 46.0	5A 39.1	38.9 38.8 38.6 38.4	5A 21.6	21.0 20.4 19.9 19.4	5A 21.6	21.0 20.4 19.9 19.4	5A 18.9	18.5 18.2 17.8 17.6
6A 47.9	47.8 47.6 47.5 47.2	6A 38.2	38.1 37.8 37.6 37.1	6A 19.0	18.7 18.4 18.1 17.8	6A 19.0	18.7 18.4 18.1 17.8	6A 17.3	17.0 16.8 16.5 16.3
7A 46.7	45.9 44.9 43.9 42.7	7A 36.2	35.7 34.8 33.9 33.0	7A 17.5	17.3 16.9 16.5 16.2	7A 17.5	17.3 16.9 16.5 16.2	7A 16.1	15.8 15.6 15.3 15.1
8A 41.5	39.9 38.6 37.2 35.8	8A 32.0	31.0 29.9 28.9 27.8	8A 15.9	15.6 15.4 15.1 14.9	8A 15.9	15.6 15.4 15.1 14.9	8A 14.9	14.7 14.4 14.2 13.9
9A 34.4	33.1 32.0 30.9 29.5	9A 26.7	25.8 24.9 23.9 22.6	9A 14.7	14.5 14.3 13.9 13.5	9A 14.7	14.5 14.3 13.9 13.5	9A 13.5	13.1 12.7 12.4 12.0
10A 28.1		10A 21.6		10A 13.1		10A 13.1		10A 1.0	

Table B3  
Speed Profile for Dodge Ramcharger, 4x4

Primary Roads			Secondary Roads			Trails			Off-Road		
PERCENT TOTAL DISTANCE			PERCENT TOTAL DISTANCE			PERCENT TOTAL DISTANCE			PERCENT TOTAL DISTANCE		
X=0	2	4	X=0	2	4	X=0	2	4	X=0	2	4
55.0	55.0	55.0	55.0	55.0	55.0	19.0	19.0	19.0	49.5	44.4	42.5
38.4	36.5	34.7	36.5	34.7	32.9	18.3	17.7	17.2	36.5	34.7	32.9
30.2	28.8	27.6	28.8	27.6	26.6	16.5	16.3	16.2	28.8	27.6	26.6
25.0	24.3	23.8	24.3	23.8	23.3	14.9	14.3	13.8	24.3	23.8	23.3
22.4	21.9	21.5	21.9	21.5	21.0	12.8	12.5	12.2	21.9	21.5	21.0
19.8	19.0	18.3	19.0	18.3	17.6	11.5	11.3	11.1	19.0	18.3	17.6
16.2	15.5	14.8	15.5	14.8	14.2	10.6	10.6	10.5	16.2	15.5	14.8
13.1	12.6	12.2	12.6	12.2	11.7	10.2	10.1	10.0	13.1	12.6	12.2
10.9	10.5	10.1	10.5	10.1	9.7	9.9	9.8	9.7	10.9	10.5	10.1
9.2	8.9	8.6	8.9	8.6	8.3	9.6	9.4	9.2	9.2	8.9	8.6
8.0	7.7	7.4	7.7	7.4	7.1	9.1	8.9	8.7	7.7	7.4	7.1
7.0	6.8	6.6	6.8	6.6	6.4	9.1	8.9	8.7	6.8	6.6	6.4
6.2	6.0	5.8	6.0	5.8	5.6	9.1	8.9	8.7	6.2	6.0	5.8
5.5	5.3	5.1	5.3	5.1	4.9	9.1	8.9	8.7	5.5	5.3	5.1
4.8	4.6	4.5	4.6	4.5	4.4	9.1	8.9	8.7	4.8	4.6	4.5
4.1	4.0	3.9	4.0	3.9	3.8	9.1	8.9	8.7	4.1	4.0	3.9
3.4	3.3	3.2	3.3	3.2	3.1	9.1	8.9	8.7	3.4	3.3	3.2
2.8	2.7	2.6	2.7	2.6	2.5	9.1	8.9	8.7	2.8	2.7	2.6
2.2	2.1	2.0	2.1	2.0	1.9	9.1	8.9	8.7	2.2	2.1	2.0
1.7	1.6	1.5	1.6	1.5	1.4	9.1	8.9	8.7	1.7	1.6	1.5
1.3	1.2	1.1	1.2	1.1	1.0	9.1	8.9	8.7	1.3	1.2	1.1
1.0	0.9	0.8	0.9	0.8	0.7	9.1	8.9	8.7	1.0	0.9	0.8
0.9	0.8	0.7	0.8	0.7	0.6	9.1	8.9	8.7	0.9	0.8	0.7
0.8	0.7	0.6	0.7	0.6	0.5	9.1	8.9	8.7	0.8	0.7	0.6
0.7	0.6	0.5	0.6	0.5	0.4	9.1	8.9	8.7	0.7	0.6	0.5
0.6	0.5	0.4	0.5	0.4	0.3	9.1	8.9	8.7	0.6	0.5	0.4
0.5	0.4	0.3	0.4	0.3	0.2	9.1	8.9	8.7	0.5	0.4	0.3
0.4	0.3	0.2	0.3	0.2	0.1	9.1	8.9	8.7	0.4	0.3	0.2
0.3	0.2	0.1	0.2	0.1	0.0	9.1	8.9	8.7	0.3	0.2	0.1
0.2	0.1	0.0	0.1	0.0	0.0	9.1	8.9	8.7	0.2	0.1	0.0
0.1	0.0	0.0	0.0	0.0	0.0	9.1	8.9	8.7	0.1	0.0	0.0
0.0	0.0	0.0	0.0	0.0	0.0	9.1	8.9	8.7	0.0	0.0	0.0



Table B5  
Speed Profile for FMC XR311, 4x4

Primary Roads		Secondary Roads		Dry Condition		Wet Condition		Snow Condition		Trail		Off-Road	
PERCENT TOTAL DISTANCE		PERCENT TOTAL DISTANCE		PERCENT TOTAL DISTANCE		PERCENT TOTAL DISTANCE		PERCENT TOTAL DISTANCE		PERCENT TOTAL DISTANCE		PERCENT TOTAL DISTANCE	
X=0	X=6	X=0	X=6	X=0	X=6	X=0	X=6	X=0	X=6	X=0	X=6	X=0	X=6
A 55.0	55.0	A 50.7	50.7	A 55.0	55.0	A 50.7	50.7	A 39.3	39.3	A 34.0	34.0	A 54.7	47.2
1A 55.0	55.0	1A 50.7	50.7	1A 55.0	55.0	1A 50.7	50.7	1A 39.3	39.3	1A 29.2	29.2	1A 39.0	37.4
2A 55.0	55.0	2A 50.7	50.7	2A 55.0	55.0	2A 50.7	50.7	2A 39.3	39.3	2A 26.3	26.3	2A 31.5	30.6
3A 55.0	55.0	3A 50.7	50.7	3A 55.0	55.0	3A 50.7	50.7	3A 38.6	38.6	3A 22.9	22.9	3A 27.5	26.8
4A 55.0	55.0	4A 50.7	50.7	4A 55.0	55.0	4A 50.7	50.7	4A 37.9	37.9	4A 19.6	19.6	4A 24.2	23.6
5A 55.0	55.0	5A 50.7	50.7	5A 55.0	55.0	5A 50.7	50.7	5A 37.3	37.3	5A 16.6	16.6	5A 21.9	21.5
6A 55.0	55.0	6A 50.7	50.7	6A 55.0	55.0	6A 50.7	50.7	6A 36.9	36.9	6A 15.0	15.0	6A 19.9	19.5
7A 54.2	52.2	7A 47.6	40.9	7A 47.6	40.9	7A 47.6	40.9	7A 35.4	35.4	7A 14.0	14.0	7A 17.6	17.4
8A 48.1	46.5	8A 42.0	41.4	8A 42.0	41.4	8A 42.0	41.4	8A 31.3	30.4	8A 13.0	12.8	8A 15.6	15.2
9A 40.2	38.8	9A 36.1	34.9	9A 36.1	34.9	9A 36.1	34.9	9A 26.3	25.3	9A 12.3	12.1	9A 9.0	9.0
10A 33.4		10A 29.5		10A 29.5		10A 29.5		10A 21.3		10A 11.2		10A 0.9	
Wet Condition													
PERCENT TOTAL DISTANCE		PERCENT TOTAL DISTANCE		PERCENT TOTAL DISTANCE		PERCENT TOTAL DISTANCE		PERCENT TOTAL DISTANCE		PERCENT TOTAL DISTANCE		PERCENT TOTAL DISTANCE	
X=0	X=6	X=0	X=6	X=0	X=6	X=0	X=6	X=0	X=6	X=0	X=6	X=0	X=6
A 55.0	55.0	A 50.7	50.7	A 55.0	55.0	A 50.7	50.7	A 39.3	39.3	A 34.0	34.0	A 49.9	32.7
1A 55.0	55.0	1A 50.7	50.7	1A 55.0	55.0	1A 50.7	50.7	1A 39.3	39.3	1A 29.2	29.2	1A 24.2	23.2
2A 55.0	55.0	2A 50.7	50.7	2A 55.0	55.0	2A 50.7	50.7	2A 39.3	39.3	2A 26.3	26.3	2A 20.3	19.7
3A 55.0	55.0	3A 50.7	50.7	3A 55.0	55.0	3A 50.7	50.7	3A 38.6	38.6	3A 22.9	22.9	3A 17.7	17.4
4A 55.0	55.0	4A 50.7	50.7	4A 55.0	55.0	4A 50.7	50.7	4A 37.9	37.9	4A 19.6	19.6	4A 16.3	16.1
5A 55.0	55.0	5A 50.7	50.7	5A 55.0	55.0	5A 50.7	50.7	5A 37.3	37.3	5A 16.6	16.2	5A 15.4	15.2
6A 55.0	55.0	6A 50.7	50.7	6A 55.0	55.0	6A 50.7	50.7	6A 36.9	36.9	6A 15.0	14.7	6A 14.4	14.2
7A 53.6	52.5	7A 45.7	44.8	7A 45.7	44.8	7A 45.7	44.8	7A 35.4	34.8	7A 14.0	13.8	7A 13.3	13.0
8A 46.4	44.6	8A 40.4	39.2	8A 40.4	39.2	8A 40.4	39.2	8A 31.3	30.6	8A 13.0	12.7	8A 12.0	11.7
9A 37.9	36.4	9A 33.9	32.7	9A 33.9	32.7	9A 33.9	32.7	9A 26.3	25.4	9A 12.3	12.1	9A 7.5	7.5
10A 30.6		10A 27.5		10A 27.5		10A 27.5		10A 21.3		10A 11.2		10A 0.9	
Snow Condition													
PERCENT TOTAL DISTANCE		PERCENT TOTAL DISTANCE		PERCENT TOTAL DISTANCE		PERCENT TOTAL DISTANCE		PERCENT TOTAL DISTANCE		PERCENT TOTAL DISTANCE		PERCENT TOTAL DISTANCE	
X=0	X=6	X=0	X=6	X=0	X=6	X=0	X=6	X=0	X=6	X=0	X=6	X=0	X=6
A 49.0	49.0	A 39.3	39.3	A 49.0	49.0	A 39.3	39.3	A 39.3	39.3	A 34.0	34.0	A 35.7	32.1
1A 49.0	49.0	1A 39.3	39.3	1A 49.0	49.0	1A 39.3	39.3	1A 39.3	39.3	1A 29.2	29.2	1A 28.2	27.6
2A 49.0	49.0	2A 39.3	39.3	2A 49.0	49.0	2A 39.3	39.3	2A 39.3	39.3	2A 26.3	26.3	2A 24.2	23.6
3A 49.0	49.0	3A 39.3	39.3	3A 49.0	49.0	3A 39.3	39.3	3A 38.6	38.6	3A 22.9	22.9	3A 21.4	20.8
4A 48.8	48.5	4A 41.1	41.1	4A 48.8	48.5	4A 41.1	41.1	4A 37.9	37.9	4A 19.6	19.6	4A 18.9	18.5
5A 46.9	46.0	5A 42.2	42.2	5A 46.9	46.0	5A 42.2	42.2	5A 37.3	37.3	5A 16.6	16.1	5A 17.4	17.1
6A 45.4	45.1	6A 44.9	44.9	6A 45.4	45.1	6A 44.9	44.9	6A 36.9	36.9	6A 15.0	14.5	6A 16.0	15.7
7A 44.0	43.4	7A 42.5	42.5	7A 44.0	43.4	7A 42.5	42.5	7A 35.4	35.0	7A 14.0	13.8	7A 14.6	14.3
8A 39.4	38.2	8A 37.0	37.0	8A 39.4	38.2	8A 37.0	37.0	8A 31.3	30.4	8A 13.0	12.8	8A 13.0	12.6
9A 33.2	32.1	9A 31.1	31.1	9A 33.2	32.1	9A 31.1	31.1	9A 26.3	25.3	9A 12.3	12.1	9A 8.0	7.9
10A 27.4		10A 25.4		10A 27.4		10A 25.4		10A 21.3		10A 11.2		10A 0.9	



Table 87  
Speed Profile for M890, 4x2, 1-1/4-Ton Cargo Truck

Primary Roads		Secondary Roads		Trails		Off-Road	
Dry Condition		Dry Condition		Dry Condition		Dry Condition	
PERCENT TOTAL DISTANCE		PERCENT TOTAL DISTANCE		PERCENT TOTAL DISTANCE		PERCENT TOTAL DISTANCE	
X=0	X=6	X=0	X=6	X=0	X=6	X=0	X=6
X 55.0 95.0 55.0 55.0 55.0	X 55.0 55.0 55.0 55.0 55.0	X 55.0 55.0 55.0 55.0 55.0	X 16.0 16.0 16.0 16.0 16.0	X 54.8 41.7 37.9 35.4 32.7	X 30.2 28.6 27.5 26.4 25.4	X 54.8 41.7 37.9 35.4 32.7	X 30.2 28.6 27.5 26.4 25.4
1X 55.0 55.0 55.0 55.0 55.0	1X 55.0 55.0 55.0 55.0 55.0	1X 55.0 55.0 55.0 55.0 55.0	1X 15.7 15.4 15.2 15.0 14.9	2X 24.6 24.0 23.4 22.7 22.1	2X 24.6 24.0 23.4 22.7 22.1	2X 24.6 24.0 23.4 22.7 22.1	2X 24.6 24.0 23.4 22.7 22.1
2X 55.0 55.0 55.0 55.0 55.0	2X 55.0 55.0 55.0 55.0 55.0	2X 55.0 55.0 55.0 55.0 55.0	2X 14.8 14.7 14.7 14.6 14.4	3X 21.7 21.3 21.0 20.6 20.3	3X 21.7 21.3 21.0 20.6 20.3	3X 21.7 21.3 21.0 20.6 20.3	3X 21.7 21.3 21.0 20.6 20.3
3X 55.0 55.0 55.0 55.0 55.0	3X 55.0 55.0 55.0 55.0 55.0	3X 55.0 55.0 55.0 55.0 55.0	3X 14.0 13.6 13.3 13.1 12.9	4X 20.0 19.7 19.3 19.0 18.7	4X 20.0 19.7 19.3 19.0 18.7	4X 20.0 19.7 19.3 19.0 18.7	4X 20.0 19.7 19.3 19.0 18.7
4X 55.0 55.0 55.0 55.0 55.0	4X 55.0 55.0 55.0 55.0 55.0	4X 55.0 55.0 55.0 55.0 55.0	4X 12.7 12.5 12.1 11.7 11.4	5X 18.4 18.1 17.8 17.5 17.2	5X 18.4 18.1 17.8 17.5 17.2	5X 18.4 18.1 17.8 17.5 17.2	5X 18.4 18.1 17.8 17.5 17.2
5X 55.0 55.0 55.0 55.0 55.0	5X 55.0 55.0 55.0 55.0 55.0	5X 55.0 55.0 55.0 55.0 55.0	5X 11.2 11.0 10.8 10.6 10.4	6X 16.8 16.5 16.1 15.8 15.5	6X 16.8 16.5 16.1 15.8 15.5	6X 16.8 16.5 16.1 15.8 15.5	6X 16.8 16.5 16.1 15.8 15.5
6X 55.0 55.0 55.0 55.0 55.0	6X 55.0 55.0 55.0 55.0 55.0	6X 55.0 55.0 55.0 55.0 55.0	6X 10.3 10.1 10.0 9.9 9.8	7X 15.1 14.7 14.3 13.9 13.6	7X 15.1 14.7 14.3 13.9 13.6	7X 15.1 14.7 14.3 13.9 13.6	7X 15.1 14.7 14.3 13.9 13.6
7X 54.2 53.3 52.2 51.1 49.7	7X 54.2 53.3 52.2 51.1 49.7	7X 54.2 53.3 52.2 51.1 49.7	7X 9.7 9.6 9.5 9.3 9.1	8X 13.2 12.8 12.3 11.9 11.6	8X 13.2 12.8 12.3 11.9 11.6	8X 13.2 12.8 12.3 11.9 11.6	8X 13.2 12.8 12.3 11.9 11.6
8X 48.2 46.5 45.0 43.5 41.8	8X 48.2 46.5 45.0 43.5 41.8	8X 48.2 46.5 45.0 43.5 41.8	8X 8.9 8.7 8.6 8.3 8.2	9X 11.4 11.1 10.9 10.7 10.5	9X 11.4 11.1 10.9 10.7 10.5	9X 11.4 11.1 10.9 10.7 10.5	9X 11.4 11.1 10.9 10.7 10.5
9X 48.2 38.0 37.5 36.3 34.6	9X 48.2 38.0 37.5 36.3 34.6	9X 48.2 38.0 37.5 36.3 34.6	9X 8.0 7.9 7.7 7.6 7.5	10X 11.4 11.1 10.9 10.7 10.5	10X 11.4 11.1 10.9 10.7 10.5	10X 11.4 11.1 10.9 10.7 10.5	10X 11.4 11.1 10.9 10.7 10.5
10X 33.0	10X 33.0	10X 33.0	10X 7.4	10X 0.6	10X 0.6	10X 0.6	10X 0.6

Wet Condition		Snow Condition	
PERCENT TOTAL DISTANCE		PERCENT TOTAL DISTANCE	
X=0	X=6	X=0	X=6
X 50.7 50.7 50.7 50.7 50.7	X 50.7 50.7 50.7 50.7 50.7	X 36.4 36.4 36.3 36.3 36.3	X 37.9 37.9 37.6 37.4 37.3
1X 50.7 50.7 50.7 50.7 50.7	1X 50.7 50.7 50.7 50.7 50.7	1X 35.6 35.2 35.2 35.2 35.2	1X 37.2 37.0 36.9 36.8 36.8
2X 50.7 50.6 50.5 50.3 50.0	2X 50.7 50.6 50.5 50.3 50.0	2X 35.6 35.2 35.2 35.2 35.2	2X 36.7 36.7 36.6 36.5 36.5
3X 49.5 48.7 47.8 46.8 42.6	3X 49.5 48.7 47.8 46.8 42.6	3X 33.9 33.2 32.4 31.6 31.0	3X 36.4 36.4 36.4 36.3 36.3
4X 40.8 39.2 38.0 36.9 35.9	4X 40.8 39.2 38.0 36.9 35.9	4X 30.4 29.9 29.5 29.1 28.7	4X 36.3 36.3 36.2 36.2 36.2
5X 35.1 34.3 33.7 33.1 32.6	5X 35.1 34.3 33.7 33.1 32.6	5X 28.4 28.1 27.9 27.6 27.4	5X 36.2 36.1 36.0 35.9 35.8
6X 32.1 31.6 31.3 30.9 30.6	6X 32.1 31.6 31.3 30.9 30.6	6X 27.2 27.0 26.9 26.7 26.5	6X 35.7 35.6 35.6 35.5 35.4
7X 38.2 38.0 37.7 29.4 29.1	7X 38.2 38.0 37.7 29.4 29.1	7X 26.3 26.1 25.8 25.4 25.1	7X 35.3 35.1 34.7 34.3 33.7
8X 28.7 28.3 27.8 27.3 26.7	8X 28.7 28.3 27.8 27.3 26.7	8X 24.7 24.2 23.6 23.1 22.5	8X 31.0 30.8 30.8 30.8 29.9
9X 26.0 25.4 24.9 24.2 23.3	9X 26.0 25.4 24.9 24.2 23.3	9X 21.9 21.3 20.8 20.1 19.3	9X 28.9 28.2 27.5 26.8 25.8
10X 22.5	10X 22.5	10X 18.6	10X 24.7

Table B8

Speed Profile for M561, 6x6, 1-1/4-Ton Cargo Truck

Primary Roads		Secondary Roads		Trails		Off-Road	
		Dry Condition					
PERCENT TOTAL DISTANCE		PERCENT TOTAL DISTANCE		PERCENT TOTAL DISTANCE		PERCENT TOTAL DISTANCE	
X=0	X=6	X=0	X=6	X=0	X=6	X=0	X=6
1X 55.0	55.0	1X 30.0	30.0	1X 16.0	16.0	1X 27.7	27.7
2X 54.7	54.3	2X 30.0	30.0	2X 15.8	15.8	2X 27.7	27.7
3X 51.6	51.8	3X 29.7	29.7	3X 15.1	15.1	3X 21.0	21.0
4X 45.8	44.7	4X 27.7	27.2	4X 14.0	13.9	4X 18.2	18.0
5X 41.4	40.8	5X 25.4	25.1	5X 13.6	13.5	5X 17.3	17.1
6X 39.0	38.6	6X 24.1	23.9	6X 13.3	13.2	6X 16.4	16.2
7X 37.4	37.1	7X 23.2	23.0	7X 13.1	13.0	7X 15.5	15.3
8X 35.5	34.8	8X 22.5	22.4	8X 12.7	12.6	8X 14.6	14.4
9X 31.8	31.1	9X 21.6	21.3	9X 12.3	12.2	9X 10.7	10.6
10X 27.6		10X 19.7		10X 11.3		10X 8.9	
Snow Condition		Snow Condition		Snow Condition		Snow Condition	
PERCENT TOTAL DISTANCE		PERCENT TOTAL DISTANCE		PERCENT TOTAL DISTANCE		PERCENT TOTAL DISTANCE	
X=0	X=6	X=0	X=6	X=0	X=6	X=0	X=6
1X 55.0	55.0	1X 30.0	30.0	1X 16.0	16.0	1X 27.7	27.7
2X 54.5	54.1	2X 30.0	30.0	2X 15.8	15.8	2X 27.7	27.7
3X 51.4	50.8	3X 29.7	29.4	3X 15.1	15.0	3X 21.0	21.0
4X 45.3	44.2	4X 27.4	26.8	4X 14.6	14.5	4X 18.2	18.0
5X 41.1	40.5	5X 25.2	24.8	5X 14.0	13.9	5X 17.3	17.1
6X 38.7	38.4	6X 23.9	23.5	6X 13.6	13.5	6X 16.4	16.2
7X 37.2	36.9	7X 23.0	22.8	7X 13.3	13.2	7X 15.5	15.3
8X 34.8	34.0	8X 22.4	22.2	8X 12.7	12.6	8X 14.6	14.4
9X 30.5	29.7	9X 21.2	20.9	9X 12.3	12.2	9X 10.7	10.6
10X 26.0		10X 19.1		10X 11.3		10X 8.9	
Snow Condition		Snow Condition		Snow Condition		Snow Condition	
PERCENT TOTAL DISTANCE		PERCENT TOTAL DISTANCE		PERCENT TOTAL DISTANCE		PERCENT TOTAL DISTANCE	
X=0	X=6	X=0	X=6	X=0	X=6	X=0	X=6
1X 34.6	33.2	1X 30.0	30.0	1X 16.0	16.0	1X 27.7	27.7
2X 32.5	32.4	2X 29.1	28.6	2X 15.7	15.5	2X 27.7	27.7
3X 31.6	31.5	3X 27.3	27.0	3X 15.1	15.0	3X 21.0	21.0
4X 31.2	31.1	4X 25.1	24.7	4X 14.6	14.5	4X 18.2	18.0
5X 30.9	30.8	5X 23.4	23.2	5X 14.0	13.9	5X 17.3	17.1
6X 30.3	30.2	6X 22.6	22.5	6X 13.6	13.5	6X 16.4	16.2
7X 29.4	29.2	7X 21.9	21.8	7X 13.3	13.2	7X 15.5	15.3
8X 28.1	27.7	8X 21.0	20.8	8X 12.7	12.6	8X 14.6	14.4
9X 25.5	25.0	9X 19.3	18.9	9X 12.3	12.2	9X 10.7	10.6
10X 22.4		10X 16.8		10X 11.3		10X 8.9	



Table B10

Speed Profile for M35 PIP, 6x6, 2-1/2-Ton Cargo Truck

Primary Roads			Secondary Roads			Trails			Off-Road		
Dry Condition			Dry Condition			Dry Condition			Dry Condition		
PERCENT TOTAL DISTANCE			PERCENT TOTAL DISTANCE			PERCENT TOTAL DISTANCE			PERCENT TOTAL DISTANCE		
X=0	2	4	X=0	2	4	X=0	2	4	X=0	2	4
X 55.0	55.0	55.0	X 55.0	54.2	53.3	X 13.7	13.7	13.7	X 47.4	38.0	35.6
1X 55.0	55.0	55.0	1X 52.4	51.5	50.8	1X 13.4	12.6	12.4	1X 29.8	26.7	27.6
2X 55.0	55.0	55.0	2X 47.9	46.6	45.3	2X 11.8	11.7	11.6	2X 24.6	23.9	23.3
3X 54.9	54.9	54.8	3X 42.4	41.4	40.1	3X 11.3	11.2	11.1	3X 22.8	21.6	21.3
4X 54.7	54.3	53.9	4X 36.8	36.0	35.3	4X 10.9	10.8	10.8	4X 19.9	19.5	19.1
5X 52.7	52.1	51.5	5X 33.6	33.2	32.8	5X 10.6	10.5	10.5	5X 18.0	17.5	17.1
6X 49.9	49.4	49.0	6X 31.8	31.5	31.2	6X 10.4	10.3	10.3	6X 16.1	15.8	15.4
7X 47.9	47.3	46.5	7X 30.3	30.0	29.7	7X 10.2	10.2	10.1	7X 14.7	14.5	14.3
8X 43.5	42.3	41.2	8X 28.8	28.4	27.9	8X 10.1	10.0	10.0	8X 13.6	13.3	13.1
9X 37.3	36.1	35.1	9X 26.4	25.9	25.4	9X 9.9	9.9	9.9	9X 12.2	12.1	12.0
10X 31.2			10X 23.3			10X 9.4			10X 11.1		

Wet Condition			Snow Condition		
PERCENT TOTAL DISTANCE			PERCENT TOTAL DISTANCE		
X=0	2	4	X=0	2	4
X 55.0	55.0	55.0	X 50.7	50.4	50.1
1X 55.0	55.0	55.0	1X 49.6	48.8	48.1
2X 55.0	55.0	55.0	2X 45.5	44.4	43.2
3X 54.9	54.9	54.8	3X 40.5	39.5	38.3
4X 54.4	54.1	53.7	4X 35.5	34.8	34.2
5X 52.4	51.8	51.2	5X 32.7	32.3	32.0
6X 49.6	49.2	48.8	6X 31.1	30.8	30.5
7X 47.4	46.7	45.7	7X 29.6	29.3	29.1
8X 42.2	40.8	39.5	8X 28.1	27.6	27.1
9X 35.4	34.1	33.0	9X 25.5	24.9	24.4
10X 29.1			10X 22.2		

Dry Condition			Snow Condition		
PERCENT TOTAL DISTANCE			PERCENT TOTAL DISTANCE		
X=0	2	4	X=0	2	4
X 39.0	39.0	39.0	X 37.6	37.4	37.2
1X 39.0	38.8	38.6	1X 37.0	36.5	36.0
2X 38.5	38.3	38.2	2X 34.4	33.7	33.2
3X 38.2	38.1	38.0	3X 31.7	31.2	30.7
4X 38.0	37.8	37.6	4X 29.7	29.4	29.0
5X 37.1	36.9	36.6	5X 28.5	28.3	28.0
6X 35.7	35.5	35.3	6X 27.4	27.2	26.9
7X 34.7	34.4	34.0	7X 26.2	25.9	25.6
8X 32.4	31.7	31.0	8X 24.5	24.0	23.6
9X 28.6	27.8	27.1	9X 21.7	21.2	20.6
10X 24.5			10X 18.5		



Table B12  
Speed Profile for Dodge M600, 4x4, 2-1/2-Ton Cargo Truck

Primary Roads		Secondary Roads		Trails		Off-Road	
		Dry Condition		Dry Condition		Met Condition	
PERCENT TOTAL DISTANCE	X=0 2 4 6	PERCENT TOTAL DISTANCE	X=0 2 4 6	PERCENT TOTAL DISTANCE	X=0 2 4 6	PERCENT TOTAL DISTANCE	X=0 2 4 6
X 55.0 55.0 55.0 55.0 55.0	X 50.0 54.6 54.1 53.9 53.8	X 13.7 13.7 13.7 13.7 13.7	X 13.7 13.7 13.7 13.7 13.7	X 48.0 38.6 35.6 33.9 31.3	X 30.8 26.1 24.1 22.2 21.0	X 16.9 16.9 16.9 16.9 16.9	X 16.9 16.9 16.9 16.9 16.9
1X 55.0 55.0 55.0 55.0 55.0	1X 53.3 52.4 51.6 50.5 49.6	1X 13.5 13.1 12.8 12.6 12.5	1X 13.5 13.1 12.8 12.6 12.5	1X 29.5 28.4 27.3 26.0 24.9	1X 19.9 19.0 18.2 17.5 17.0	1X 16.9 16.9 16.9 16.9 16.9	1X 16.9 16.9 16.9 16.9 16.9
2X 55.0 55.0 55.0 55.0 55.0	2X 48.6 47.3 46.2 45.2 44.3	2X 12.4 12.3 12.2 12.1 12.1	2X 12.4 12.3 12.2 12.1 12.1	2X 24.1 23.4 22.8 22.3 21.9	2X 16.6 16.3 16.1 15.8 15.6	2X 16.9 16.9 16.9 16.9 16.9	2X 16.9 16.9 16.9 16.9 16.9
3X 55.0 55.0 55.0 55.0 55.0	3X 43.4 42.3 41.8 41.0 39.6 38.3	3X 12.0 12.0 11.9 11.9 11.8	3X 12.0 12.0 11.9 11.9 11.8	3X 21.6 21.2 20.7 20.2 19.7	3X 15.4 15.2 15.0 14.8 14.6	3X 16.9 16.9 16.9 16.9 16.9	3X 16.9 16.9 16.9 16.9 16.9
4X 54.9 54.6 54.2 53.8 53.5	4X 37.2 36.2 35.4 34.7 34.1	4X 11.8 11.8 11.7 11.7 11.7	4X 11.8 11.8 11.7 11.7 11.7	4X 19.1 18.6 18.1 17.7 17.3	4X 14.4 14.2 14.0 13.9 13.7	4X 16.9 16.9 16.9 16.9 16.9	4X 16.9 16.9 16.9 16.9 16.9
5X 53.0 52.4 51.8 51.3 50.8	5X 33.5 33.0 32.5 32.1 31.8	5X 11.7 11.7 11.6 11.6 11.6	5X 11.7 11.7 11.6 11.6 11.6	5X 16.9 16.6 16.3 16.0 15.7	5X 13.5 13.4 13.2 13.0 12.7	5X 16.9 16.9 16.9 16.9 16.9	5X 16.9 16.9 16.9 16.9 16.9
6X 50.4 50.0 49.6 49.3 48.9	6X 31.4 31.1 30.8 30.5 30.3	6X 11.6 11.6 11.6 11.6 11.5	6X 11.6 11.6 11.6 11.6 11.5	6X 15.4 15.1 14.8 14.5 14.2	6X 12.5 12.3 12.1 11.9 11.7	6X 16.9 16.9 16.9 16.9 16.9	6X 16.9 16.9 16.9 16.9 16.9
7X 48.5 47.9 47.1 46.3 45.3	7X 30.0 29.7 29.5 29.2 28.9	7X 11.5 11.5 11.5 11.5 11.5	7X 11.5 11.5 11.5 11.5 11.5	7X 13.9 13.6 13.3 13.0 12.7	7X 11.5 11.5 11.5 11.5 11.5	7X 16.9 16.9 16.9 16.9 16.9	7X 16.9 16.9 16.9 16.9 16.9
8X 44.0 42.8 41.6 40.4 39.0	8X 28.6 28.2 27.7 27.3 26.8	8X 11.4 11.4 11.4 11.4 11.4	8X 11.4 11.4 11.4 11.4 11.4	8X 12.3 12.0 11.7 11.4 11.1	8X 10.4 10.2 10.0 9.7 9.5	8X 16.9 16.9 16.9 16.9 16.9	8X 16.9 16.9 16.9 16.9 16.9
9X 37.6 36.4 35.4 34.3 32.8	9X 26.3 25.8 25.3 24.7 23.9	9X 11.4 11.4 11.3 11.2 10.9	9X 11.4 11.4 11.3 11.2 10.9	9X 10.8 3.9 2.2 1.5 1.2	9X 9.2 3.7 2.1 1.5 1.2	9X 16.9 16.9 16.9 16.9 16.9	9X 16.9 16.9 16.9 16.9 16.9
10X 31.4	10X 23.2	10X 10.6	10X 10.6	10X 1.0	10X 1.0	10X 16.9 16.9 16.9 16.9 16.9	10X 1.0
		Met Condition					
PERCENT TOTAL DISTANCE	X=0 2 4 6	PERCENT TOTAL DISTANCE	X=0 2 4 6	PERCENT TOTAL DISTANCE	X=0 2 4 6	PERCENT TOTAL DISTANCE	X=0 2 4 6
X 55.0 55.0 55.0 55.0 55.0	X 50.7 50.7 50.7 50.7 50.7	X 13.7 13.7 13.7 13.7 13.7	X 13.7 13.7 13.7 13.7 13.7	X 30.8 26.1 24.1 22.2 21.0	X 19.9 19.0 18.2 17.5 17.0	X 16.9 16.9 16.9 16.9 16.9	X 16.9 16.9 16.9 16.9 16.9
1X 55.0 55.0 55.0 55.0 55.0	1X 50.3 49.5 48.6 47.9 47.0	1X 13.5 13.1 12.8 12.6 12.5	1X 13.5 13.1 12.8 12.6 12.5	1X 24.1 23.4 22.8 22.3 21.9	1X 16.6 16.3 16.1 15.8 15.6	1X 16.9 16.9 16.9 16.9 16.9	1X 16.9 16.9 16.9 16.9 16.9
2X 55.0 55.0 55.0 55.0 55.0	2X 46.1 44.9 43.9 43.0 42.2	2X 12.4 12.3 12.2 12.1 12.1	2X 12.4 12.3 12.2 12.1 12.1	2X 21.6 21.2 20.7 20.2 19.7	2X 15.4 15.2 15.0 14.8 14.6	2X 16.9 16.9 16.9 16.9 16.9	2X 16.9 16.9 16.9 16.9 16.9
3X 55.0 55.0 55.0 55.0 55.0	3X 41.4 40.3 39.1 37.8 36.7	3X 12.0 12.0 11.9 11.9 11.8	3X 12.0 12.0 11.9 11.9 11.8	3X 19.1 18.6 18.1 17.7 17.3	3X 14.4 14.2 14.0 13.9 13.7	3X 16.9 16.9 16.9 16.9 16.9	3X 16.9 16.9 16.9 16.9 16.9
4X 54.6 54.3 53.9 53.6 53.2	4X 35.7 34.9 34.2 33.6 33.0	4X 11.8 11.8 11.7 11.7 11.7	4X 11.8 11.8 11.7 11.7 11.7	4X 16.9 16.6 16.3 16.0 15.7	4X 13.5 13.4 13.2 13.0 12.7	4X 16.9 16.9 16.9 16.9 16.9	4X 16.9 16.9 16.9 16.9 16.9
5X 52.7 52.2 51.8 51.1 50.6	5X 32.6 32.1 31.7 31.4 31.0	5X 11.7 11.7 11.6 11.6 11.6	5X 11.7 11.7 11.6 11.6 11.6	5X 15.4 15.1 14.8 14.5 14.2	5X 12.5 12.3 12.1 11.9 11.7	5X 16.9 16.9 16.9 16.9 16.9	5X 16.9 16.9 16.9 16.9 16.9
6X 50.2 49.8 49.4 49.1 48.6	6X 30.7 30.4 30.2 29.9 29.6	6X 11.6 11.6 11.6 11.6 11.5	6X 11.6 11.6 11.6 11.6 11.5	6X 13.9 13.6 13.3 13.0 12.7	6X 11.5 11.5 11.5 11.5 11.5	6X 16.9 16.9 16.9 16.9 16.9	6X 16.9 16.9 16.9 16.9 16.9
7X 48.1 47.3 46.3 45.3 44.0	7X 29.3 29.1 28.8 28.5 28.2	7X 11.5 11.5 11.5 11.5 11.5	7X 11.5 11.5 11.5 11.5 11.5	7X 12.3 12.0 11.7 11.4 11.1	7X 10.4 10.2 10.0 9.7 9.5	7X 16.9 16.9 16.9 16.9 16.9	7X 16.9 16.9 16.9 16.9 16.9
8X 42.7 41.2 39.9 38.6 37.1	8X 27.8 27.4 26.9 26.5 25.9	8X 11.4 11.4 11.4 11.4 11.4	8X 11.4 11.4 11.4 11.4 11.4	8X 10.8 3.9 2.2 1.5 1.2	8X 9.2 3.7 2.1 1.5 1.2	8X 16.9 16.9 16.9 16.9 16.9	8X 16.9 16.9 16.9 16.9 16.9
9X 35.7 34.4 33.3 32.1 30.7	9X 25.3 24.8 24.3 23.6 22.8	9X 11.4 11.4 11.3 11.3 11.1	9X 11.4 11.4 11.3 11.3 11.1	9X 1.0	9X 1.0	9X 16.9 16.9 16.9 16.9 16.9	9X 1.0
10X 29.2	10X 22.1	10X 10.6	10X 10.6	10X 1.0	10X 1.0	10X 16.9 16.9 16.9 16.9 16.9	10X 1.0
		Snow Condition					
PERCENT TOTAL DISTANCE	X=0 2 4 6	PERCENT TOTAL DISTANCE	X=0 2 4 6	PERCENT TOTAL DISTANCE	X=0 2 4 6	PERCENT TOTAL DISTANCE	X=0 2 4 6
X 16.9 16.9 16.9 16.9 16.9	X 13.1 12.9 12.4 12.2 12.1	X 10.7 10.6 10.6 10.6 10.6	X 10.7 10.6 10.6 10.6 10.6	X 10.5 10.4 10.3 10.2 10.2	X 10.5 10.4 10.3 10.2 10.2	X 16.9 16.9 16.9 16.9 16.9	X 16.9 16.9 16.9 16.9 16.9
1X 14.3 14.0 13.7 13.5 13.3	1X 12.1 12.1 12.0 12.0 12.0	1X 10.5 10.5 10.5 10.5 10.5	1X 10.5 10.5 10.5 10.5 10.5	1X 10.1 10.1 10.1 10.0 10.0	1X 10.1 10.1 10.1 10.0 10.0	1X 16.9 16.9 16.9 16.9 16.9	1X 16.9 16.9 16.9 16.9 16.9
2X 13.1 13.0 12.9 12.8 12.7	2X 12.0 12.0 12.0 12.0 12.0	2X 10.5 10.5 10.5 10.5 10.4	2X 10.5 10.5 10.5 10.4 10.4	2X 9.7 9.6 9.6 9.5 9.5	2X 9.7 9.6 9.6 9.5 9.5	2X 16.9 16.9 16.9 16.9 16.9	2X 16.9 16.9 16.9 16.9 16.9
3X 12.7 12.6 12.6 12.6 12.5	3X 11.9 11.9 11.9 11.9 11.9	3X 10.4 10.4 10.4 10.4 10.3	3X 10.4 10.4 10.4 10.3 10.3	3X 9.4 9.4 9.4 9.3 9.2	3X 9.4 9.4 9.4 9.3 9.2	3X 16.9 16.9 16.9 16.9 16.9	3X 16.9 16.9 16.9 16.9 16.9
4X 12.5 12.5 12.4 12.4 12.4	4X 11.9 11.9 11.9 11.9 11.9	4X 10.3 10.3 10.3 10.3 10.2	4X 10.3 10.3 10.3 10.2 10.2	4X 9.1 9.0 8.9 8.9 8.7	4X 9.1 9.0 8.9 8.9 8.7	4X 16.9 16.9 16.9 16.9 16.9	4X 16.9 16.9 16.9 16.9 16.9
5X 12.4 12.3 12.3 12.3 12.3	5X 11.9 11.9 11.8 11.8 11.8	5X 10.2 10.2 10.1 10.1 10.1	5X 10.2 10.2 10.1 10.1 10.1	5X 8.7 8.6 8.5 8.4 8.3	5X 8.7 8.6 8.5 8.4 8.3	5X 16.9 16.9 16.9 16.9 16.9	5X 16.9 16.9 16.9 16.9 16.9
6X 12.3 12.3 12.2 12.2 12.2	6X 11.8 11.8 11.8 11.8 11.8	6X 10.1 10.0 10.0 10.0 10.0	6X 10.1 10.0 10.0 10.0 10.0	6X 8.2 8.1 7.9 7.8 7.6	6X 8.2 8.1 7.9 7.8 7.6	6X 16.9 16.9 16.9 16.9 16.9	6X 16.9 16.9 16.9 16.9 16.9
7X 12.1 12.1 12.1 12.1 12.1	7X 11.8 11.8 11.8 11.8 11.8	7X 10.0 9.9 9.9 9.9 9.9	7X 10.0 9.9 9.9 9.9 9.9	7X 7.4 6.7 3.0 1.6 1.3	7X 7.4 6.7 3.0 1.6 1.3	7X 16.9 16.9 16.9 16.9 16.9	7X 16.9 16.9 16.9 16.9 16.9
8X 12.1 12.1 12.1 12.1 12.1	8X 11.6 11.6 11.6 11.6 11.6	8X 9.8 9.8 9.8 9.8 9.8	8X 9.8 9.8 9.8 9.8 9.8	8X 1.0 0.6 0.7 0.6 0.6	8X 1.0 0.6 0.7 0.6 0.6	8X 16.9 16.9 16.9 16.9 16.9	8X 1.0
9X 12.1 12.1 12.0 12.0 11.9	9X 11.6 11.5 11.4 11.2 11.0	9X 9.7 9.6 9.4 9.2 8.9	9X 9.7 9.6 9.4 9.2 8.9	9X 0.5	9X 0.5	9X 16.9 16.9 16.9 16.9 16.9	9X 0.5
10X 11.8	10X 4.4	10X 3.8	10X 3.8	10X 0.5	10X 0.5	10X 16.9 16.9 16.9 16.9 16.9	10X 0.5



Table 814  
Speed Profile for M69A2C, 6x6 (Fuel Servicing)

Primary Roads			Secondary Roads			Trails			Off-Road						
Dry Condition			Dry Condition			Dry Condition			Dry Condition						
PERCENT TOTAL DISTANCE	2	4	6	8	PERCENT TOTAL DISTANCE	2	4	6	8	PERCENT TOTAL DISTANCE	2	4	6	8	
X 58.0	58.0	57.9	57.8	57.7	57.6	X 34.0	34.0	34.0	34.0	34.0	X 19.0	19.0	19.0	19.0	19.0
1X 58.0	57.9	57.8	57.7	57.6		1A 34.0	34.0	33.7	33.5	33.4	1A 18.6	18.3	18.1	18.0	17.8
2X 58.0	57.9	57.8	57.7	57.6		2A 33.1	32.8	32.5	32.1	31.7	2A 17.8	17.7	17.6	17.5	17.2
3X 58.0	57.9	57.8	57.7	57.6		3A 31.3	30.9	30.4	29.9	29.4	3A 16.9	16.7	16.5	16.3	16.2
4X 58.0	57.9	57.8	57.7	57.6		4A 29.0	28.7	28.3	28.1	27.8	4A 16.0	15.6	15.2	14.9	14.6
5X 58.0	57.9	57.8	57.7	57.6		5A 27.6	27.4	27.2	27.0	26.8	5A 14.3	14.1	13.9	13.7	13.5
6X 58.0	57.9	57.8	57.7	57.6		6A 26.7	26.5	26.4	26.3	26.2	6A 13.4	13.2	13.1	13.0	12.9
7X 58.0	57.9	57.8	57.7	57.6		7A 26.0	25.8	25.7	25.5	25.3	7A 12.8	12.7	12.5	12.2	11.8
8X 58.0	57.9	57.8	57.7	57.6		8A 25.1	24.9	24.6	24.3	23.9	8A 11.8	11.6	11.4	11.3	11.1
9X 58.0	57.9	57.8	57.7	57.6		9A 23.6	23.2	22.9	22.4	21.8	9A 11.0	10.8	10.7	10.5	10.3
10X 58.0	57.9	57.8	57.7	57.6		10A 21.2					10A 10.1				

Wet Condition			Snow Condition							
PERCENT TOTAL DISTANCE	2	4	6	8	PERCENT TOTAL DISTANCE	2	4	6	8	
X 58.0	58.0	57.9	57.8	57.7	57.6	X 16.9	16.9	16.2	15.7	
1X 58.0	57.9	57.8	57.7	57.6		1A 15.4	15.2	15.1	15.0	15.0
2X 58.0	57.9	57.8	57.7	57.6		2A 14.9	14.8	14.7	14.7	
3X 58.0	57.9	57.8	57.7	57.6		3A 14.7	14.6	14.6	14.6	
4X 58.0	57.9	57.8	57.7	57.6		4A 14.5	14.5	14.5	14.5	
5X 58.0	57.9	57.8	57.7	57.6		5A 14.4	14.4	14.4	14.4	
6X 58.0	57.9	57.8	57.7	57.6		6A 14.3	14.3	14.3	14.3	
7X 58.0	57.9	57.8	57.7	57.6		7A 14.3	14.3	14.3	14.3	
8X 58.0	57.9	57.8	57.7	57.6		8A 14.2	14.2	14.2	14.2	
9X 58.0	57.9	57.8	57.7	57.6		9A 14.2	14.1	14.1	14.1	
10X 58.0	57.9	57.8	57.7	57.6		10A 13.6				

Wet Condition			Snow Condition							
PERCENT TOTAL DISTANCE	2	4	6	8	PERCENT TOTAL DISTANCE	2	4	6	8	
X 34.0	34.0	33.9	33.7	33.5	33.3	X 13.3	13.3	13.2	13.1	13.1
1A 34.0	33.9	33.7	33.5	33.3		1A 13.0	13.0	13.0	13.0	12.9
2A 33.0	32.7	32.3	32.0	31.5		2A 12.8	12.7	12.5	12.4	12.3
3A 31.1	30.7	30.2	29.6	29.2		3A 12.3	12.2	12.1	12.0	11.9
4A 28.8	28.5	28.2	27.9	27.6		4A 11.8	11.7	11.6	11.5	11.5
5A 27.4	27.2	27.0	26.9	26.7		5A 11.4	11.3	11.2	11.1	11.1
6A 26.6	26.4	26.3	26.1	26.0		6A 11.0	10.9	10.8	10.8	10.7
7A 25.8	25.6	25.4	25.2	25.0		7A 10.6	10.6	10.5	10.3	10.2
8A 24.8	24.5	24.2	23.9	23.5		8A 10.1	10.0	9.9	9.8	9.7
9A 23.0	22.6	22.2	21.7	21.1		9A 9.6	9.5	9.5	9.3	9.2
10A 20.5						10A 9.0				

Wet Condition			Snow Condition						
PERCENT TOTAL DISTANCE	2	4	6	8	PERCENT TOTAL DISTANCE	2	4	6	8
X 27.6	24.0	22.6	21.8	21.2	X 13.2	12.8	12.5	12.4	12.3
1A 20.7	20.4	20.0	19.6	19.3	1A 12.2	12.1	12.1	12.0	12.0
2A 19.0	18.7	18.5	18.2	18.0	2A 11.9	11.9	11.8	11.8	11.7
3A 17.7	17.5	17.2	17.0	16.9	3A 11.7	11.6	11.6	11.5	11.5
4A 16.7	16.6	16.4	16.3	16.1	4A 11.4	11.4	11.3	11.3	11.2
5A 16.0	15.9	15.8	15.6	15.5	5A 11.2	11.1	11.1	11.0	11.0
6A 15.4	15.3	15.1	15.0	14.9	6A 10.9	10.8	10.8	10.7	10.7
7A 14.7	14.5	14.4	14.2	14.0	7A 10.6	10.5	10.4	10.4	10.3
8A 13.8	13.7	13.5	13.3	13.0	8A 10.2	10.1	10.0	9.9	9.8
9A 12.7	12.7	12.6	12.4	12.2	9A 9.6	9.6	9.5	9.3	9.2
10A 11.0					10A 9.0				

Table B15  
Speed Profile for German Unimog 416, 6x4

Primary Roads					Secondary Roads					Trail					Off-Road				
Dry Condition					Dry Condition					Dry Condition					Dry Condition				
PERCENT TOTAL DISTANCE					PERCENT TOTAL DISTANCE					PERCENT TOTAL DISTANCE					PERCENT TOTAL DISTANCE				
X=0	2	4	6	8	X=0	2	4	6	8	X=0	2	4	6	8	X=0	2	4	6	8
A 22.5	52.5	52.5	52.5	52.5	A 40.5	39.9	39.1	38.9	38.8	A 8.1	8.1	8.1	8.1	8.1	A 38.1	31.3	27.9	23.6	20.1
1A 52.5	52.4	52.4	52.3	52.3	1A 38.7	38.4	37.2	36.4	35.8	1A 8.1	8.1	8.0	8.0	8.0	1A 18.2	17.0	15.8	14.9	14.2
2A 51.1	49.9	48.9	48.2	47.5	2A 35.3	34.9	34.1	32.9	31.8	2A 8.0	8.0	8.0	8.0	8.0	2A 13.8	13.3	12.9	12.5	12.2
3A 47.0	46.5	46.1	45.8	45.4	3A 31.0	30.3	29.7	29.0	28.3	3A 7.9	7.9	7.9	7.8	7.8	3A 11.9	11.7	11.5	11.2	11.0
4A 45.2	44.0	44.5	44.0	43.6	4A 27.5	26.6	25.6	24.7	23.9	4A 7.8	7.8	7.7	7.7	7.7	4A 10.8	10.6	10.4	10.3	10.1
5A 43.3	42.9	42.6	42.3	42.0	5A 23.2	22.2	21.4	20.6	20.0	5A 7.6	7.6	7.6	7.6	7.5	5A 10.0	9.9	9.7	9.6	9.4
6A 41.7	41.3	40.9	40.5	40.2	6A 19.4	18.9	18.4	18.0	17.7	6A 7.5	7.5	7.5	7.5	7.5	6A 9.3	9.1	8.9	8.8	8.6
7A 39.8	39.5	39.1	38.7	38.1	7A 17.3	17.0	16.8	16.5	16.3	7A 7.4	7.4	7.4	7.4	7.4	7A 8.5	8.3	8.2	8.1	7.9
8A 37.3	36.6	35.8	35.0	34.0	8A 16.1	15.9	15.7	15.2	15.3	8A 7.4	7.4	7.4	7.3	7.3	8A 7.8	7.7	7.5	7.4	7.2
9A 33.1	32.3	31.5	30.7	29.6	9A 15.2	15.1	14.9	14.6	14.6	9A 7.3	7.3	7.3	7.3	7.2	9A 5.6	5.5	5.5	5.5	5.5
10A 28.5					10A 14.4					10A 7.1					10A 0.9				
PERCENT TOTAL DISTANCE					PERCENT TOTAL DISTANCE					PERCENT TOTAL DISTANCE					PERCENT TOTAL DISTANCE				
X=0	2	4	6	8	X=0	2	4	6	8	X=0	2	4	6	8	X=0	2	4	6	8
A 52.5	52.5	52.5	52.5	52.5	A 40.5	39.9	39.1	38.9	38.8	A 8.1	8.1	8.1	8.1	8.1	A 26.9	19.8	16.9	15.3	14.4
1A 52.5	52.4	52.4	52.3	52.2	1A 38.7	38.3	37.2	36.4	35.8	1A 8.1	8.1	8.0	8.0	8.0	1A 13.4	12.9	12.4	11.9	11.6
2A 58.9	49.8	48.8	48.1	47.4	2A 35.3	34.8	33.8	32.5	31.5	2A 8.0	8.0	8.0	8.0	8.0	2A 11.3	11.0	10.8	10.5	10.3
3A 46.9	46.4	46.0	45.7	45.4	3A 30.7	30.0	29.4	28.7	27.9	3A 7.9	7.9	7.9	7.8	7.8	3A 10.1	10.0	9.8	9.7	9.6
4A 45.1	44.7	44.2	43.8	43.4	4A 27.0	26.0	24.9	23.9	23.1	4A 7.8	7.8	7.7	7.7	7.7	4A 9.5	9.4	9.3	9.2	9.0
5A 43.0	42.7	42.4	42.1	41.8	5A 22.3	21.4	20.6	19.9	19.3	5A 7.6	7.6	7.6	7.6	7.5	5A 8.9	8.8	8.7	8.5	8.4
6A 41.4	41.0	40.6	40.2	39.9	6A 18.8	18.4	18.0	17.6	17.3	6A 7.5	7.5	7.5	7.5	7.4	6A 8.3	8.2	8.0	7.9	7.8
7A 39.6	39.2	38.6	38.1	37.3	7A 16.9	16.7	16.4	16.2	16.0	7A 7.4	7.4	7.4	7.4	7.4	7A 7.6	7.5	7.4	7.3	7.2
8A 36.4	35.5	34.6	33.7	32.7	8A 15.8	15.6	15.4	15.2	15.1	8A 7.4	7.4	7.3	7.3	7.3	8A 7.1	7.0	6.8	6.7	6.5
9A 31.6	30.7	29.9	29.0	27.9	9A 15.0	14.8	14.7	14.5	14.3	9A 7.3	7.3	7.3	7.2	7.2	9A 5.1	2.5	1.6	1.2	1.0
10A 26.7					10A 14.1					10A 7.1					10A 0.9				
PERCENT TOTAL DISTANCE					PERCENT TOTAL DISTANCE					PERCENT TOTAL DISTANCE					PERCENT TOTAL DISTANCE				
X=0	2	4	6	8	X=0	2	4	6	8	X=0	2	4	6	8	X=0	2	4	6	8
A 16.9	16.9	16.9	16.4	16.1	A 15.4	15.4	15.4	15.3	15.3	A 8.1	8.1	8.1	8.1	8.1	A 14.6	13.8	13.4	12.8	12.2
1A 15.9	15.7	15.6	15.6	15.5	1A 15.3	15.1	15.0	14.8	14.8	1A 8.1	8.0	8.0	8.0	8.0	1A 11.8	11.4	11.1	10.8	10.5
2A 15.5	15.4	15.4	15.3	15.2	2A 14.7	14.6	14.6	14.5	14.5	2A 8.0	8.0	8.0	8.0	7.9	2A 10.2	10.0	9.8	9.6	9.5
3A 15.2	15.1	15.0	15.0	14.9	3A 14.4	14.3	14.2	14.1	14.0	3A 7.9	7.9	7.8	7.8	7.8	3A 9.3	9.2	9.0	8.9	8.8
4A 14.9	14.8	14.8	14.8	14.7	4A 13.8	13.6	13.5	13.3	13.2	4A 7.7	7.7	7.7	7.6	7.6	4A 8.7	8.6	8.5	8.4	8.3
5A 14.7	14.6	14.6	14.5	14.4	5A 13.0	12.9	12.8	12.7	12.6	5A 7.6	7.6	7.5	7.5	7.5	5A 8.2	8.1	8.0	7.9	7.8
6A 14.3	14.3	14.2	14.1	14.0	6A 12.6	12.5	12.4	12.4	12.3	6A 7.5	7.5	7.4	7.4	7.4	6A 7.7	7.6	7.5	7.4	7.3
7A 14.0	13.9	13.9	13.8	13.7	7A 12.2	12.2	12.1	12.1	12.0	7A 7.4	7.4	7.4	7.4	7.3	7A 7.2	7.1	7.0	6.9	6.8
8A 13.7	13.6	13.6	13.6	13.5	8A 12.0	12.0	11.9	11.8	11.7	8A 7.3	7.3	7.3	7.3	7.3	8A 6.7	6.6	6.5	6.4	6.2
9A 13.5	13.4	13.4	13.4	13.2	9A 11.7	11.6	11.5	11.4	11.2	9A 7.3	7.2	7.2	7.2	7.1	9A 4.9	2.4	1.6	1.2	1.0
10A 13.1					10A 11.1					10A 7.1					10A 0.8				



Table B17

Speed Profile for Ford LN8000, 6x6, 5-Ton Cargo Truck

Primary Roads

Secondary Roads

Trails

Off-Road

Dry Condition

PERCENT TOTAL DISTANCE		PERCENT TOTAL DISTANCE		PERCENT TOTAL DISTANCE	
X=0	X=6	X=0	X=6	X=0	X=6
X 52.0	52.0	X 42.0	42.0	X 14.3	14.3
1X 52.0	52.0	1X 41.2	40.5	1X 13.9	13.2
2X 52.0	52.0	2X 38.4	38.0	2X 12.0	11.9
3X 51.5	51.3	3X 36.7	36.4	3X 11.5	11.4
4X 50.4	49.8	4X 34.9	34.5	4X 11.1	11.0
5X 47.8	47.2	5X 33.2	32.9	5X 10.9	10.9
6X 44.7	44.2	6X 31.7	31.4	6X 10.8	10.7
7X 42.5	42.1	7X 30.3	30.0	7X 10.7	10.6
8X 39.3	38.4	8X 28.4	27.9	8X 10.6	10.5
9X 34.5	33.5	9X 26.0	25.5	9X 10.5	10.5
10X 29.3	28.7	10X 22.9	22.4	10X 9.8	9.8

PERCENT TOTAL DISTANCE		PERCENT TOTAL DISTANCE		PERCENT TOTAL DISTANCE	
X=0	X=6	X=0	X=6	X=0	X=6
X 40.9	34.6	X 14.3	14.3	X 14.3	14.3
1X 29.5	28.5	1X 13.9	13.2	1X 13.6	13.0
2X 24.7	23.9	2X 12.0	11.9	2X 11.9	11.8
3X 21.7	21.4	3X 11.5	11.4	3X 11.4	11.3
4X 19.4	18.8	4X 11.1	11.0	4X 11.1	11.0
5X 16.7	16.3	5X 10.9	10.9	5X 10.8	10.8
6X 14.9	14.5	6X 10.8	10.7	6X 10.8	10.7
7X 13.4	13.8	7X 10.7	10.6	7X 10.7	10.6
8X 11.6	11.2	8X 10.6	10.5	8X 10.6	10.5
9X 9.5	9.5	9X 10.5	10.4	9X 10.5	10.4
10X 8.2	8.2	10X 9.8	9.8	10X 9.7	9.7

PERCENT TOTAL DISTANCE		PERCENT TOTAL DISTANCE		PERCENT TOTAL DISTANCE	
X=0	X=6	X=0	X=6	X=0	X=6
X 40.9	34.6	X 14.3	14.3	X 14.3	14.3
1X 29.5	28.5	1X 13.9	13.2	1X 13.6	13.0
2X 24.7	23.9	2X 12.0	11.9	2X 11.9	11.8
3X 21.7	21.4	3X 11.5	11.4	3X 11.4	11.3
4X 19.4	18.8	4X 11.1	11.0	4X 11.1	11.0
5X 16.7	16.3	5X 10.9	10.9	5X 10.8	10.8
6X 14.9	14.5	6X 10.8	10.7	6X 10.8	10.7
7X 13.4	13.8	7X 10.7	10.6	7X 10.7	10.6
8X 11.6	11.2	8X 10.6	10.5	8X 10.6	10.5
9X 9.5	9.5	9X 10.5	10.4	9X 10.5	10.4
10X 8.2	8.2	10X 9.8	9.8	10X 9.7	9.7

Wet Condition

PERCENT TOTAL DISTANCE		PERCENT TOTAL DISTANCE		PERCENT TOTAL DISTANCE	
X=0	X=6	X=0	X=6	X=0	X=6
X 52.0	52.0	X 41.1	41.1	X 14.3	14.3
1X 52.0	52.0	1X 40.5	39.8	1X 13.6	13.0
2X 52.0	52.0	2X 37.9	37.6	2X 11.9	11.8
3X 51.4	51.1	3X 36.3	36.0	3X 11.4	11.3
4X 50.3	49.7	4X 34.5	34.1	4X 11.1	11.0
5X 47.5	46.8	5X 32.5	32.2	5X 10.8	10.7
6X 44.4	43.9	6X 31.3	31.0	6X 10.7	10.7
7X 42.2	41.6	7X 29.8	29.5	7X 10.6	10.6
8X 38.3	37.2	8X 27.8	27.3	8X 10.5	10.5
9X 32.9	31.8	9X 25.1	24.6	9X 10.4	10.4
10X 27.5	26.7	10X 21.9	21.4	10X 9.7	9.7

PERCENT TOTAL DISTANCE		PERCENT TOTAL DISTANCE		PERCENT TOTAL DISTANCE	
X=0	X=6	X=0	X=6	X=0	X=6
X 40.9	34.6	X 14.3	14.3	X 14.3	14.3
1X 29.5	28.5	1X 13.6	13.0	1X 13.6	13.0
2X 24.7	23.9	2X 11.9	11.8	2X 11.9	11.8
3X 21.7	21.4	3X 11.4	11.3	3X 11.4	11.3
4X 19.4	18.8	4X 11.1	11.0	4X 11.1	11.0
5X 16.7	16.3	5X 10.8	10.7	5X 10.8	10.7
6X 14.9	14.5	6X 10.7	10.7	6X 10.7	10.7
7X 13.4	13.8	7X 10.6	10.6	7X 10.6	10.6
8X 11.6	11.2	8X 10.5	10.5	8X 10.5	10.5
9X 9.5	9.5	9X 10.4	10.4	9X 10.4	10.4
10X 8.2	8.2	10X 9.7	9.7	10X 9.7	9.7

PERCENT TOTAL DISTANCE		PERCENT TOTAL DISTANCE		PERCENT TOTAL DISTANCE	
X=0	X=6	X=0	X=6	X=0	X=6
X 40.9	34.6	X 14.3	14.3	X 14.3	14.3
1X 29.5	28.5	1X 13.6	13.0	1X 13.6	13.0
2X 24.7	23.9	2X 11.9	11.8	2X 11.9	11.8
3X 21.7	21.4	3X 11.4	11.3	3X 11.4	11.3
4X 19.4	18.8	4X 11.1	11.0	4X 11.1	11.0
5X 16.7	16.3	5X 10.8	10.7	5X 10.8	10.7
6X 14.9	14.5	6X 10.7	10.7	6X 10.7	10.7
7X 13.4	13.8	7X 10.6	10.6	7X 10.6	10.6
8X 11.6	11.2	8X 10.5	10.5	8X 10.5	10.5
9X 9.5	9.5	9X 10.4	10.4	9X 10.4	10.4
10X 8.2	8.2	10X 9.7	9.7	10X 9.7	9.7

Snow Condition

PERCENT TOTAL DISTANCE		PERCENT TOTAL DISTANCE		PERCENT TOTAL DISTANCE	
X=0	X=6	X=0	X=6	X=0	X=6
X 16.9	16.9	X 13.1	13.1	X 12.3	11.9
1X 14.6	14.3	1X 13.0	13.0	1X 10.6	10.5
2X 13.8	13.7	2X 12.9	12.9	2X 10.3	10.2
3X 13.6	13.5	3X 12.9	12.8	3X 10.1	10.0
4X 13.4	13.4	4X 12.7	12.7	4X 9.8	9.7
5X 13.3	13.3	5X 12.6	12.6	5X 9.6	9.6
6X 13.2	13.2	6X 12.5	12.5	6X 9.5	9.5
7X 13.1	13.0	7X 12.4	12.4	7X 9.4	9.4
8X 12.9	12.8	8X 12.3	12.3	8X 9.3	9.3
9X 12.7	12.6	9X 12.2	12.2	9X 9.2	9.2
10X 12.4	12.5	10X 11.9	11.8	10X 9.1	9.0

PERCENT TOTAL DISTANCE		PERCENT TOTAL DISTANCE		PERCENT TOTAL DISTANCE	
X=0	X=6	X=0	X=6	X=0	X=6
X 13.1	13.1	X 12.3	11.9	X 12.3	11.9
1X 10.6	10.5	1X 10.6	10.5	1X 10.6	10.5
2X 10.3	10.2	2X 10.3	10.2	2X 10.3	10.2
3X 10.1	10.0	3X 10.1	10.0	3X 10.1	10.0
4X 9.8	9.7	4X 9.8	9.7	4X 9.7	9.6
5X 9.6	9.6	5X 9.6	9.6	5X 9.4	9.4
6X 9.5	9.5	6X 9.5	9.5	6X 8.9	8.8
7X 9.4	9.4	7X 9.4	9.4	7X 8.4	8.3
8X 9.3	9.3	8X 9.3	9.3	8X 7.8	7.7
9X 9.2	9.2	9X 9.2	9.2	9X 6.8	6.8
10X 9.1	9.0	10X 8.6	8.6	10X 0.9	0.9

PERCENT TOTAL DISTANCE		PERCENT TOTAL DISTANCE		PERCENT TOTAL DISTANCE	
X=0	X=6	X=0	X=6	X=0	X=6
X 11.9	11.2	X 11.9	11.2	X 11.9	11.2
1X 10.8	10.6	1X 10.8	10.6	1X 10.8	10.6
2X 10.4	10.2	2X 10.4	10.2	2X 10.4	10.2
3X 10.0	9.9	3X 10.0	9.9	3X 10.0	9.9
4X 9.7	9.6	4X 9.7	9.6	4X 9.7	9.6
5X 9.4	9.3	5X 9.4	9.3	5X 9.4	9.3
6X 8.9	8.8	6X 8.9	8.8	6X 8.9	8.8
7X 8.4	8.3	7X 8.4	8.3	7X 8.4	8.3
8X 7.8	7.7	8X 7.8	7.7	8X 7.8	7.7
9X 6.8	6.8	9X 6.8	6.8	9X 6.8	6.8
10X 0.9	0.9	10X 0.9	0.9	10X 0.9	0.9

Table B18  
Speed Profile for International Harvester 1850, 6x4, 5-Ton Cargo Truck

Primary Roads		Secondary Roads		Trails		Off-Road	
		Dry Condition		Wet Condition		Snow Condition	
PERCENT TOTAL DISTANCE		PERCENT TOTAL DISTANCE		PERCENT TOTAL DISTANCE		PERCENT TOTAL DISTANCE	
X=0	X=6	X=0	X=6	X=0	X=6	X=0	X=6
53.0	53.0	40.7	40.7	15.4	15.4	10.1	10.1
53.0	53.0	39.9	39.9	14.9	14.9	9.8	9.8
53.0	53.0	36.3	36.3	13.8	13.8	9.2	9.2
52.5	52.1	35.8	35.3	13.0	12.6	8.7	8.5
51.8	49.8	33.8	33.1	12.4	11.9	8.4	8.0
49.8	48.5	32.0	31.3	11.6	11.2	7.7	7.4
47.2	46.4	30.4	29.8	11.1	10.9	7.1	6.9
43.5	42.9	29.0	28.5	11.0	10.9	6.4	6.2
41.8	41.5	27.7	27.4	11.0	10.9	6.0	5.8
37.5	37.5	26.0	25.7	10.9	10.8	5.7	5.6
32.9	32.1	24.0	23.6	10.8	10.7	5.4	5.3
28.9		21.8		10.7	10.6	5.1	5.0
53.0	53.0	40.7	40.7	15.4	15.4	10.2	10.2
53.0	53.0	39.9	39.9	14.9	14.9	9.9	9.9
53.0	53.0	36.3	36.3	13.8	13.4	9.8	9.8
52.5	52.1	35.8	34.5	13.0	12.6	9.7	9.7
51.8	51.6	33.8	32.7	12.4	11.9	9.6	9.6
49.8	48.2	32.0	31.3	11.6	11.5	9.4	9.4
47.2	46.4	30.4	29.8	11.3	11.2	9.2	9.2
43.5	42.9	29.0	28.5	11.1	11.0	9.0	9.0
41.8	41.5	27.7	27.4	11.0	10.9	8.9	8.9
37.5	37.5	26.0	25.7	10.9	10.8	8.8	8.7
32.9	32.1	24.0	23.6	10.8	10.7	8.6	8.5
28.9		21.8		10.7	10.6	8.4	8.4
53.0	53.0	40.7	40.7	15.4	15.4	10.2	10.2
53.0	53.0	39.9	39.9	14.9	14.9	9.9	9.9
53.0	53.0	36.3	36.3	13.8	13.4	9.8	9.8
52.5	52.1	35.8	34.5	13.0	12.6	9.7	9.7
51.8	51.6	33.8	32.7	12.4	11.9	9.6	9.6
49.8	48.2	32.0	31.3	11.6	11.5	9.4	9.4
47.2	46.4	30.4	29.8	11.3	11.2	9.2	9.2
43.5	42.9	29.0	28.5	11.1	11.0	9.0	9.0
41.8	41.5	27.7	27.4	11.0	10.9	8.9	8.9
37.5	37.5	26.0	25.7	10.9	10.8	8.8	8.7
32.9	32.1	24.0	23.6	10.8	10.7	8.6	8.5
28.9		21.8		10.7	10.6	8.4	8.4
53.0	53.0	40.7	40.7	15.4	15.4	10.2	10.2
53.0	53.0	39.9	39.9	14.9	14.9	9.9	9.9
53.0	53.0	36.3	36.3	13.8	13.4	9.8	9.8
52.5	52.1	35.8	34.5	13.0	12.6	9.7	9.7
51.8	51.6	33.8	32.7	12.4	11.9	9.6	9.6
49.8	48.2	32.0	31.3	11.6	11.5	9.4	9.4
47.2	46.4	30.4	29.8	11.3	11.2	9.2	9.2
43.5	42.9	29.0	28.5	11.1	11.0	9.0	9.0
41.8	41.5	27.7	27.4	11.0	10.9	8.9	8.9
37.5	37.5	26.0	25.7	10.9	10.8	8.8	8.7
32.9	32.1	24.0	23.6	10.8	10.7	8.6	8.5
28.9		21.8		10.7	10.6	8.4	8.4



Table B20  
Speed Profile for TARADCOM HHTT, 8x8 (5-Ton)

Primary Roads		Secondary Roads		Trails		Off-Road	
Dry Condition		Dry Condition		Dry Condition		Dry Condition	
Wet Condition		Wet Condition		Wet Condition		Wet Condition	
Snow Condition		Snow Condition		Snow Condition		Snow Condition	
PERCENT TOTAL DISTANCE		PERCENT TOTAL DISTANCE		PERCENT TOTAL DISTANCE		PERCENT TOTAL DISTANCE	
A 55.0	55.0 55.0 55.0 55.0	A 31.9	31.9 31.9 31.9 31.9	A 21.0	21.0 21.0 21.0 21.0	A 35.4	35.4 35.4 35.4 35.4
1A 55.0	55.0 55.0 55.0 55.0	1A 31.9	31.9 31.9 31.9 31.9	1A 20.5	20.5 20.5 20.5 20.5	1A 27.4	27.4 27.4 27.4 27.4
2A 54.2	53.4 52.8 51.7 50.7	2A 31.8	31.3 31.4 31.1 30.9	2A 19.6	19.5 19.5 19.3 19.0	2A 25.2	24.9 24.7 24.5 24.2
3A 49.9	49.2 48.4 47.1 46.0	3A 30.6	30.3 29.9 29.5 29.2	3A 18.7	18.5 18.3 18.1 17.9	3A 23.9	23.6 23.4 23.1 22.9
4A 45.0	44.1 43.4 42.1 42.1	4A 28.9	28.6 28.4 28.1 27.9	4A 17.7	17.4 17.2 16.9 16.7	4A 22.7	22.5 22.3 22.1 21.8
5A 41.6	41.1 40.6 40.3 39.9	5A 27.7	27.6 27.4 27.3 27.2	5A 16.5	16.3 16.2 16.1 15.9	5A 21.6	21.4 21.3 21.1 21.0
6A 38.6	38.3 38.9 38.6 38.2	6A 27.0	26.9 26.8 26.7 26.6	6A 15.8	15.7 15.6 15.5 15.4	6A 20.8	20.6 20.4 20.3 20.1
7A 37.9	37.6 37.3 37.0 36.5	7A 26.5	26.4 26.3 26.1 25.9	7A 15.3	15.2 15.1 14.9 14.8	7A 19.9	19.7 19.5 19.4 19.2
8A 35.9	35.2 34.6 33.8 33.0	8A 25.0	24.9 24.8 24.6 24.6	8A 14.6	14.5 14.4 14.3 14.2	8A 19.0	18.8 18.6 18.4 18.1
9A 32.1	31.3 30.6 29.9 28.8	9A 24.1	23.8 23.4 22.9 22.2	9A 14.1	14.0 13.8 13.5 13.0	9A 17.6	17.4 8.2 5.0 1.9
10A 27.8		10A 21.6		10A 12.6		10A 1.4	
PERCENT TOTAL DISTANCE		PERCENT TOTAL DISTANCE		PERCENT TOTAL DISTANCE		PERCENT TOTAL DISTANCE	
A 55.0	55.0 55.0 55.0 55.0	A 31.9	31.9 31.9 31.9 31.9	A 21.0	21.0 21.0 21.0 21.0	A 29.8	29.8 29.8 29.8 29.8
1A 55.0	55.0 55.0 55.0 55.0	1A 31.9	31.9 31.9 31.9 31.9	1A 20.4	20.1 19.9 19.8 19.7	1A 22.1	21.6 21.2 20.9 20.5
2A 54.0	53.2 52.6 51.5 50.5	2A 31.7	31.5 31.3 31.0 30.7	2A 19.6	19.5 19.4 19.3 18.9	2A 20.2	19.9 19.5 19.2 18.9
3A 49.7	49.0 48.0 46.7 45.6	3A 30.4	30.2 29.8 29.4 29.1	3A 18.7	18.4 18.2 18.0 17.8	3A 18.6	18.4 18.1 17.8 17.6
4A 44.6	43.8 43.1 42.4 41.8	4A 28.8	28.5 28.2 28.0 27.8	4A 17.6	17.3 17.0 16.8 16.6	4A 17.4	17.2 17.0 16.8 16.7
5A 41.3	40.9 40.4 40.1 39.7	5A 27.7	27.5 27.4 27.2 27.1	5A 16.4	16.3 16.1 16.0 15.8	5A 16.5	16.4 16.3 16.2 16.0
6A 39.4	39.0 38.7 38.3 38.0	6A 27.0	26.9 26.8 26.6 26.5	6A 15.7	15.6 15.5 15.4 15.4	6A 15.4	15.3 15.1 15.0 14.9
7A 37.7	37.4 37.0 36.6 35.9	7A 26.4	26.2 26.1 25.9 25.7	7A 15.3	15.2 15.0 14.9 14.7	7A 15.4	15.3 15.1 15.0 14.9
8A 35.1	34.3 33.5 32.7 31.7	8A 25.5	25.2 24.8 24.5 24.0	8A 14.6	14.5 14.3 14.2 14.1	8A 14.7	14.6 14.4 14.2 14.0
9A 30.8	29.9 29.1 28.3 27.2	9A 23.6	23.1 22.7 22.2 21.5	9A 14.0	13.9 13.8 13.4 13.0	9A 13.8	13.4 6.7 2.8 1.8
10A 26.2		10A 20.8		10A 12.6		10A 1.3	
PERCENT TOTAL DISTANCE		PERCENT TOTAL DISTANCE		PERCENT TOTAL DISTANCE		PERCENT TOTAL DISTANCE	
A 47.4	47.4 47.4 47.4 47.4	A 31.9	31.9 31.9 31.9 31.9	A 21.0	21.0 21.0 21.0 21.0	A 29.8	29.8 29.8 29.8 29.8
1A 47.3	47.1 46.9 46.8 46.7	1A 31.9	31.9 31.9 31.9 31.9	1A 20.3	20.0 19.9 19.7 19.6	1A 23.8	23.5 23.2 22.9 22.6
2A 45.8	44.9 44.2 43.4 42.5	2A 31.3	30.9 30.5 30.2 29.9	2A 19.5	19.5 19.4 19.2 18.9	2A 22.3	22.0 21.7 21.4 21.1
3A 41.7	41.1 40.4 39.9 39.3	3A 29.6	29.2 28.8 28.5 28.2	3A 18.6	18.4 18.2 18.0 17.8	3A 20.8	20.6 20.3 20.1 19.9
4A 38.9	38.5 38.1 37.8 37.5	4A 28.0	27.6 27.4 27.2 27.2	4A 17.5	17.2 17.0 16.8 16.6	4A 19.7	19.4 19.2 19.0 18.8
5A 37.3	37.0 36.8 36.6 36.4	5A 27.1	27.0 26.8 26.7 26.5	5A 16.4	16.2 16.1 15.9 15.8	5A 18.6	18.4 18.2 18.0 17.9
6A 36.2	35.9 35.6 35.3 35.0	6A 26.4	26.3 26.1 25.9 25.8	6A 15.7	15.6 15.5 15.4 15.3	6A 17.7	17.5 17.4 17.2 17.1
7A 34.7	34.4 34.1 33.7 33.1	7A 25.6	25.4 25.1 24.8 24.4	7A 15.2	15.1 15.0 14.8 14.7	7A 16.9	16.8 16.7 16.5 16.4
8A 32.5	31.8 31.1 30.3 29.5	8A 24.1	23.6 23.1 22.6 22.0	8A 14.6	14.4 14.3 14.2 14.1	8A 16.3	16.1 16.0 15.8 15.6
9A 28.6	27.9 27.2 26.5 25.5	9A 21.4	20.9 20.4 19.8 19.0	9A 14.0	13.9 13.8 13.4 13.0	9A 15.4	15.1 7.6 3.0 1.9
10A 24.5		10A 18.3		10A 12.6		10A 1.4	

Table B21  
Speed Profile for GERMAN MAN, 4x4 (5-Ton)

Primary Roads			Secondary Roads			Trails			Off-Road		
Dry Condition			Dry Condition			Dry Condition			Dry Condition		
PERCENT TOTAL DISTANCE			PERCENT TOTAL DISTANCE			PERCENT TOTAL DISTANCE			PERCENT TOTAL DISTANCE		
X=U	2	4	X=U	2	4	X=U	2	4	X=U	2	4
A	55.0	55.0	55.0	37.5	37.5	A	20.6	20.6	A	35.7	31.1
1A	54.9	54.7	54.5	37.1	36.3	1A	19.8	19.3	1A	26.7	26.0
2A	53.1	52.0	51.1	34.0	33.2	2A	18.4	18.3	2A	23.7	22.7
3A	47.7	46.9	46.2	31.5	31.1	3A	17.1	16.7	3A	21.4	21.0
4A	44.7	44.3	43.9	29.9	29.4	4A	15.6	15.1	4A	20.0	20.7
5A	43.0	42.7	42.5	28.5	28.3	5A	13.6	13.3	5A	18.7	19.5
6A	41.7	41.4	40.9	27.6	27.4	6A	12.5	12.3	6A	17.5	18.2
7A	39.6	39.4	39.1	26.5	26.2	7A	11.8	11.6	7A	16.2	16.0
8A	37.3	36.6	35.8	25.0	24.6	8A	11.0	10.8	8A	14.9	14.6
9A	33.1	32.3	31.5	23.0	22.2	9A	10.2	10.1	9A	13.3	12.8
10A	28.5					10A	9.5		10A	11.2	11.0
Met Condition			Met Condition			Met Condition			Met Condition		
PERCENT TOTAL DISTANCE			PERCENT TOTAL DISTANCE			PERCENT TOTAL DISTANCE			PERCENT TOTAL DISTANCE		
X=U	2	4	X=U	2	4	X=U	2	4	X=U	2	4
A	59.0	55.0	A	37.5	37.5	A	20.6	20.6	A	22.9	20.5
1A	54.9	54.6	1A	37.4	37.1	1A	18.6	18.3	1A	17.6	17.1
2A	52.8	51.8	2A	35.1	34.6	2A	17.5	17.3	2A	15.8	15.6
3A	47.5	46.7	3A	31.8	31.4	3A	16.2	15.9	3A	14.8	14.6
4A	44.2	44.1	4A	30.1	29.8	4A	14.4	14.0	4A	14.0	13.9
5A	42.9	42.6	5A	28.9	28.6	5A	13.1	12.9	5A	13.5	13.4
6A	41.5	41.1	6A	28.1	27.9	6A	12.2	12.0	6A	12.8	12.7
7A	39.5	39.1	7A	26.9	26.7	7A	11.6	11.4	7A	12.4	12.2
8A	36.5	35.5	8A	25.6	25.3	8A	10.7	10.6	8A	11.7	11.5
9A	31.7	30.7	9A	23.6	23.1	9A	10.0	9.9	9A	10.7	10.6
10A	26.7		10A	20.9		10A	9.4		10A	9.6	9.4
Snow Condition			Snow Condition			Snow Condition			Snow Condition		
PERCENT TOTAL DISTANCE			PERCENT TOTAL DISTANCE			PERCENT TOTAL DISTANCE			PERCENT TOTAL DISTANCE		
X=U	2	4	X=U	2	4	X=U	2	4	X=U	2	4
A	22.1	22.1	A	22.1	21.9	A	20.6	18.1	A	18.9	18.4
1A	22.1	22.1	1A	21.3	21.2	1A	17.0	16.8	1A	16.3	15.9
2A	22.1	22.1	2A	21.0	21.0	2A	15.6	15.2	2A	14.8	14.6
3A	22.1	22.1	3A	20.8	20.7	3A	14.4	14.2	3A	13.8	13.7
4A	21.6	21.7	4A	20.5	20.4	4A	13.5	13.2	4A	13.2	13.1
5A	21.6	21.6	5A	20.2	20.1	5A	12.2	12.1	5A	12.7	12.6
6A	21.4	21.3	6A	19.5	19.4	6A	11.5	11.3	6A	12.2	12.1
7A	21.2	21.1	7A	18.8	18.7	7A	11.0	10.9	7A	11.6	11.5
8A	20.9	20.7	8A	18.2	18.0	8A	10.3	10.2	8A	11.0	10.9
9A	19.9	19.7	9A	17.0	16.7	9A	9.7	9.6	9A	10.3	9.9
10A	18.3		10A	15.2		10A	9.1		10A	9.3	9.1



Table B23  
Speed Profile for M813 PIP, 6x6, 5-Ton Cargo Truck

Primary Roads		Secondary Roads		Dry Condition		Trellis		Off-Road	
PERCENT TOTAL DISTANCE		PERCENT TOTAL DISTANCE		PERCENT TOTAL DISTANCE		PERCENT TOTAL DISTANCE		PERCENT TOTAL DISTANCE	
X=0	2 4 6 8	X=0	2 4 6 8	X=0	2 4 6 8	X=0	2 4 6 8	X=0	2 4 6 8
X 55.0	55.0 55.0 55.0 55.0	X 55.0	55.0 55.0 55.0 55.0	X 55.0	55.0 55.0 55.0 55.0	X 10.6	10.6 10.6 10.6 10.6	X 42.8	33.4 30.5 27.1 24.9
1X 55.0	55.0 55.0 55.0 55.0	1X 54.0	52.1 50.4 48.8 47.5	1X 54.0	52.1 50.4 48.8 47.5	1X 10.5	10.2 10.1 9.9 9.8	1X 23.4	22.3 21.6 21.0 20.6
2X 55.0	55.0 55.0 55.0 55.0	2X 46.0	44.4 42.9 41.7 40.5	2X 46.0	44.4 42.9 41.7 40.5	2X 9.7	9.7 9.6 9.6 9.5	2X 20.2	19.6 19.3 18.7 18.3
3X 55.0	55.0 55.0 55.0 55.0	3X 39.5	38.5 37.2 35.9 34.5	3X 39.5	38.5 37.2 35.9 34.5	3X 9.4	9.3 9.2 9.2 9.1	3X 17.9	17.4 16.9 16.5 16.0
4X 54.9	54.3 53.6 52.9 52.3	4X 33.1	31.7 30.1 28.7 27.5	4X 33.1	31.7 30.1 28.7 27.5	4X 9.0	9.0 8.9 8.9 8.8	4X 15.6	15.1 14.7 14.3 14.0
5X 51.7	51.0 50.2 49.5 48.8	5X 26.5	25.6 24.9 24.2 23.6	5X 26.5	25.6 24.9 24.2 23.6	5X 8.7	8.6 8.6 8.7 8.7	5X 13.6	13.3 13.0 12.8 12.5
6X 48.1	47.6 47.1 46.6 46.1	6X 21.2	20.9 20.6 20.4 20.1	6X 21.2	20.9 20.6 20.4 20.1	6X 8.6	8.5 8.5 8.6 8.6	6X 12.3	12.0 11.8 11.6 11.4
7X 45.7	45.2 44.5 43.7 42.8	7X 19.9	19.7 19.4 19.4 19.2	7X 19.9	19.7 19.4 19.4 19.2	7X 8.5	8.5 8.5 8.5 8.5	7X 11.2	11.0 10.8 10.6 10.4
8X 41.8	40.7 39.6 38.6 37.3	8X 18.6	18.4 18.4 18.4 18.0	8X 18.6	18.4 18.4 18.4 18.0	8X 8.4	8.4 8.4 8.4 8.4	8X 10.2	10.0 9.8 9.6 9.4
9X 36.1	35.1 34.1 33.1 31.8	9X 17.7		9X 17.7		9X 8.1	8.1 8.4 8.3 8.2	9X 9.2	3.8 2.1 1.5 1.2
10X 30.4		10X 17.7		10X 17.7		10X 8.1		10X 1.0	
PERCENT TOTAL DISTANCE		PERCENT TOTAL DISTANCE		PERCENT TOTAL DISTANCE		PERCENT TOTAL DISTANCE		PERCENT TOTAL DISTANCE	
X=0	2 4 6 8	X=0	2 4 6 8	X=0	2 4 6 8	X=0	2 4 6 8	X=0	2 4 6 8
X 55.0	55.0 55.0 55.0 55.0	X 50.7	50.7 50.7 50.7 50.7	X 50.7	50.7 50.7 50.7 50.7	X 10.6	10.6 10.6 10.6 10.6	X 26.9	21.0 19.0 17.5 16.6
1X 55.0	55.0 55.0 55.0 55.0	1X 50.0	48.5 47.1 45.8 44.7	1X 50.0	48.5 47.1 45.8 44.7	1X 10.4	10.2 10.0 9.9 9.8	1X 16.0	15.6 15.4 15.2 15.0
2X 55.0	55.0 55.0 55.0 55.0	2X 43.4	42.0 40.7 39.6 38.6	2X 43.4	42.0 40.7 39.6 38.6	2X 9.7	9.7 9.6 9.6 9.5	2X 14.8	14.6 14.4 14.3 14.1
3X 55.0	55.0 55.0 55.0 55.0	3X 37.6	36.7 35.4 34.1 32.8	3X 37.6	36.7 35.4 34.1 32.8	3X 9.4	9.3 9.2 9.1 9.1	3X 13.9	13.7 13.5 13.2 13.0
4X 54.6	54.0 53.3 52.6 52.0	4X 31.4	30.0 28.6 27.3 26.3	4X 31.4	30.0 28.6 27.3 26.3	4X 9.0	9.0 8.9 8.9 8.8	4X 12.8	12.5 12.3 12.1 11.9
5X 51.3	50.5 49.7 49.0 48.3	5X 25.4	24.7 24.0 23.4 22.9	5X 25.4	24.7 24.0 23.4 22.9	5X 8.8	8.8 8.7 8.7 8.7	5X 11.7	11.5 11.3 11.1 10.9
6X 47.7	47.2 46.7 46.2 45.8	6X 22.4	22.0 21.6 21.3 21.0	6X 22.4	22.0 21.6 21.3 21.0	6X 8.6	8.6 8.6 8.6 8.6	6X 10.7	10.6 10.4 10.3 10.1
7X 45.3	44.6 43.7 42.8 41.8	7X 20.7	20.2 19.9 19.7	7X 20.7	20.2 19.9 19.7	7X 8.5	8.5 8.5 8.5 8.5	7X 9.9	9.8 9.6 9.5 9.3
8X 40.6	39.3 38.1 37.0 35.6	8X 19.5	19.4 19.2 19.0 18.8	8X 19.5	19.4 19.2 19.0 18.8	8X 8.5	8.4 8.4 8.4 8.4	8X 9.2	9.0 8.8 8.7 8.5
9X 34.3	33.2 32.2 31.1 29.8	9X 18.6	18.4 18.2 17.9 17.5	9X 18.6	18.4 18.2 17.9 17.5	9X 8.4	8.4 8.3 8.2 8.1	9X 8.3	3.3 2.0 1.4 1.1
10X 28.4		10X 17.1		10X 17.1		10X 8.0		10X 0.9	
PERCENT TOTAL DISTANCE		PERCENT TOTAL DISTANCE		PERCENT TOTAL DISTANCE		PERCENT TOTAL DISTANCE		PERCENT TOTAL DISTANCE	
X=0	2 4 6 8	X=0	2 4 6 8	X=0	2 4 6 8	X=0	2 4 6 8	X=0	2 4 6 8
X 16.9	16.9 16.9 16.9 16.9	X 13.1	12.9 12.5 12.4 12.3	X 13.1	12.9 12.5 12.4 12.3	X 10.6	10.3 10.1 9.9 9.7	X 11.0	10.8 10.6 10.4 10.3
1X 14.3	14.0 13.7 13.5 13.3	1X 12.2	12.2 12.2 12.1 12.1	1X 12.2	12.2 12.2 12.1 12.1	1X 9.6	9.5 9.4 9.3 9.2	1X 10.2	10.1 9.9 9.8 9.8
2X 13.2	13.1 13.0 12.9 12.9	2X 12.1	12.1 12.0 12.0 12.0	2X 12.1	12.1 12.0 12.0 12.0	2X 9.1	9.0 8.9 8.8 8.7	2X 9.7	9.6 9.5 9.5 9.5
3X 12.8	12.7 12.7 12.6 12.6	3X 12.0	12.0 12.0 12.0 12.0	3X 12.0	12.0 12.0 12.0 12.0	3X 8.7	8.6 8.6 8.6 8.5	3X 9.4	9.3 9.3 9.2 9.1
4X 12.5	12.5 12.5 12.4 12.4	4X 11.9	11.9 11.9 11.9 11.9	4X 11.9	11.9 11.9 11.9 11.9	4X 8.5	8.5 8.5 8.4 8.4	4X 9.1	9.0 8.9 8.8 8.7
5X 12.4	12.3 12.3 12.3 12.3	5X 11.9	11.9 11.8 11.8 11.8	5X 11.9	11.9 11.8 11.8 11.8	5X 8.4	8.4 8.4 8.3 8.3	5X 8.7	8.6 8.5 8.4 8.3
6X 12.3	12.3 12.2 12.2 12.2	6X 11.8	11.7 11.7 11.7 11.7	6X 11.8	11.7 11.7 11.7 11.7	6X 8.3	8.3 8.2 8.2 8.2	6X 8.2	8.1 8.1 8.0 7.9
7X 12.2	12.2 12.2 12.2 12.2	7X 11.6	11.6 11.6 11.5 11.5	7X 11.6	11.6 11.6 11.5 11.5	7X 8.2	8.2 8.1 8.1 8.1	7X 7.8	7.7 7.7 7.6 7.5
8X 12.1	12.1 12.1 12.1 12.1	8X 11.4	11.4 11.3 11.3 11.3	8X 11.4	11.4 11.3 11.3 11.3	8X 8.1	8.1 8.0 8.0 8.0	8X 7.4	7.3 7.2 7.1 7.1
9X 12.1	12.1 12.1 12.1 12.1	9X 11.2	11.2 11.1 11.0 10.8	9X 11.2	11.1 11.0 10.8	9X 8.0	7.9 7.9 7.8 7.7	9X 6.9	3.4 2.0 1.4 1.1
10X 11.9		10X 10.7		10X 10.7		10X 7.6		10X 0.9	

Table B24  
Speed Profile for M656, Sx8

Primary Roads		Secondary Roads		Trails		Off-Road	
Dry Condition		Dry Condition		Dry Condition		Dry Condition	
PERCENT TOTAL DISTANCE	X=0 2 4 6 8	PERCENT TOTAL DISTANCE	X=0 2 4 6 8	PERCENT TOTAL DISTANCE	X=0 2 4 6 8	PERCENT TOTAL DISTANCE	X=0 2 4 6 8
1X 50.0	50.0	1X 34.0	34.0	1X 14.0	14.0	1X 34.0	34.0
1X 49.0	49.9	1X 33.0	33.7	1X 13.0	13.6	1X 28.2	28.9
2X 49.0	48.3	2X 33.0	32.4	2X 13.0	12.3	2X 20.5	20.2
3X 45.0	44.3	3X 30.7	29.8	3X 12.5	12.3	3X 19.2	19.0
4X 41.9	41.4	4X 27.8	27.1	4X 11.6	11.5	4X 18.2	17.9
5X 40.0	39.8	5X 25.1	24.7	5X 11.0	10.9	5X 17.0	16.7
6X 38.9	38.6	6X 23.5	23.3	6X 10.6	10.5	6X 15.9	15.7
7X 37.3	37.0	7X 22.5	22.4	7X 10.3	10.2	7X 14.7	14.5
8X 35.4	34.7	8X 21.6	21.4	8X 10.0	9.9	8X 13.7	13.5
9X 31.7	31.0	9X 20.8	20.6	9X 9.8	9.7	9X 12.5	12.3
10X 27.5	27.5	10X 19.1	19.0	10X 9.2	9.2	10X 11.1	11.1

Wet Condition		Snow Condition	
PERCENT TOTAL DISTANCE	X=0 2 4 6 8	PERCENT TOTAL DISTANCE	X=0 2 4 6 8
1X 50.0	50.0	1X 34.0	34.0
1X 49.0	48.2	1X 33.1	32.7
2X 49.0	48.2	2X 33.0	32.6
3X 44.8	44.2	3X 30.5	30.0
4X 41.8	41.3	4X 27.3	26.7
5X 39.9	39.7	5X 24.8	24.4
6X 38.8	38.4	6X 23.3	23.1
7X 37.1	36.9	7X 22.4	22.2
8X 34.4	34.4	8X 21.6	21.4
9X 30.4	29.6	9X 20.4	20.1
10X 26.0	26.0	10X 18.6	18.6

Dry Condition		Snow Condition	
PERCENT TOTAL DISTANCE	X=0 2 4 6 8	PERCENT TOTAL DISTANCE	X=0 2 4 6 8
1X 50.0	50.0	1X 38.1	39.8
2X 49.8	49.8	2X 39.8	39.8
3X 49.8	48.2	3X 40.8	40.8
4X 49.7	49.7	4X 42.9	42.9
5X 49.5	49.5	5X 44.8	44.8
6X 48.7	48.7	6X 46.8	46.8
7X 47.8	47.8	7X 48.8	48.8
8X 46.8	46.8	8X 50.0	50.0
9X 45.8	45.8	9X 50.0	50.0
10X 45.8	45.8	10X 45.8	45.8

Table 825  
Speed Profile for M816, 6x6 (Wrecker)

Primary Roads		Secondary Roads		Dry Condition		Wet Condition		Snow Condition	
PERCENT TOTAL DISTANCE		PERCENT TOTAL DISTANCE		PERCENT TOTAL DISTANCE		PERCENT TOTAL DISTANCE		PERCENT TOTAL DISTANCE	
X=0	X=6	X=0	X=6	X=0	X=6	X=0	X=6	X=0	X=6
50.0	50.0	40.4	48.0	39.5	39.3	39.2	40.4	40.0	39.5
14.3	14.0	38.4	38.0	37.4	37.0	36.9	38.3	37.9	37.4
12.5	12.0	36.2	35.2	33.8	32.7	31.7	36.0	35.0	33.5
9.5	9.0	30.9	30.3	29.6	28.9	28.0	30.7	30.0	29.3
8.0	7.5	27.1	26.1	25.1	24.3	23.6	26.5	25.5	24.6
6.5	6.0	23.0	22.4	22.0	21.5	21.1	22.6	22.1	21.6
5.0	4.5	20.8	20.5	20.2	19.9	19.7	20.5	20.2	19.9
4.0	3.5	19.5	19.3	19.1	18.9	18.7	19.3	19.1	18.9
3.0	2.5	18.5	18.3	18.2	18.0	17.9	18.2	18.1	18.0
2.0	1.5	17.7	17.6	17.4	17.1	16.8	17.4	17.3	17.1
1.0	0.5	16.6	16.6	16.6	16.6	16.6	16.6	16.6	16.6

Trails		Off-Road	
PERCENT TOTAL DISTANCE		PERCENT TOTAL DISTANCE	
X=0	X=6	X=0	X=6
35.8	30.0	26.4	24.4
21.5	20.6	19.9	19.5
18.6	18.5	18.1	17.7
17.1	16.9	16.6	16.3
15.7	15.4	15.1	14.8
14.3	14.0	13.7	13.5
13.0	12.8	12.5	12.3
11.9	11.7	11.5	11.4
11.0	10.7	10.5	10.3
9.7	9.2	9.0	8.8
8.1	7.7	7.6	7.5
7.0	6.8	6.7	6.6
6.2	6.2	6.2	6.2
5.4	5.4	5.4	5.4

Met Condition	
PERCENT TOTAL DISTANCE	
X=0	X=6
40.4	40.0
38.3	37.9
36.9	36.5
35.0	34.5
33.5	33.0
32.4	31.5
31.5	30.7
29.5	28.5
27.5	26.5
25.2	24.6
23.2	22.6
21.6	20.8
20.8	19.5
19.5	18.6
18.6	17.6
17.6	16.8
16.8	16.5

Snow Condition	
PERCENT TOTAL DISTANCE	
X=0	X=6
13.1	12.5
10.3	10.2
10.0	10.0
10.0	10.0
9.9	9.9
9.9	9.9
9.8	9.8
9.7	9.7
9.6	9.6
9.6	9.6
9.5	9.5
9.4	9.4
9.3	9.3
9.2	9.2

Dry Condition		Wet Condition		Snow Condition	
PERCENT TOTAL DISTANCE		PERCENT TOTAL DISTANCE		PERCENT TOTAL DISTANCE	
X=0	X=6	X=0	X=6	X=0	X=6
10.6	10.6	10.6	10.6	10.6	10.6
10.5	10.2	10.0	9.9	9.8	9.8
9.7	9.7	9.6	9.6	9.5	9.5
9.4	9.3	9.2	9.1	9.0	9.0
9.0	8.9	8.9	8.8	8.8	8.8
8.8	8.8	8.7	8.7	8.6	8.6
8.6	8.6	8.6	8.6	8.5	8.5
8.5	8.5	8.5	8.5	8.5	8.5
8.4	8.4	8.4	8.4	8.4	8.4
8.4	8.4	8.3	8.2	8.1	8.0
8.1	8.1	8.1	8.1	8.1	8.1

Table B26

Speed Profile for M813AL, 6x6 (2-Fuel Pods)/M105a2 (1-Fuel Pod)

Primary Roads				Secondary Roads				Trails				Off-Road																																			
Dry Condition				Wet Condition				Snow Condition				Dry Condition				Wet Condition				Snow Condition																											
PERCENT TOTAL DISTANCE				PERCENT TOTAL DISTANCE				PERCENT TOTAL DISTANCE				PERCENT TOTAL DISTANCE				PERCENT TOTAL DISTANCE				PERCENT TOTAL DISTANCE				PERCENT TOTAL DISTANCE																							
X=0	2	4	6	X=0	2	4	6	X=0	2	4	6	X=0	2	4	6	X=0	2	4	6	X=0	2	4	6	X=0	2	4	6	X=0	2	4	6																
A 50.0	50.0	50.0	50.0	A 44.5	44.5	44.0	43.6	A 45.0	38.8	33.6	32.1	A 32.8	27.6	25.7	23.6	A 50.0	50.0	50.0	50.0	A 44.5	44.5	44.0	43.6	A 45.0	38.8	33.6	32.1	A 32.8	27.6	25.7	23.6	A 50.0	50.0	50.0	50.0	A 44.5	44.5	44.0	43.6	A 45.0	38.8	33.6	32.1	A 32.8	27.6	25.7	23.6
1A 50.0	50.0	50.0	50.0	1A 43.5	43.5	43.0	42.7	1A 38.7	38.2	29.6	29.1	1A 21.6	21.3	20.8	20.4	1A 50.0	50.0	50.0	50.0	1A 43.5	43.5	43.0	42.7	1A 38.7	38.2	29.6	29.1	1A 21.6	21.3	20.8	20.4	1A 50.0	50.0	50.0	50.0	1A 43.5	43.5	43.0	42.7	1A 38.7	38.2	29.6	29.1	1A 21.6	21.3	20.8	20.4
2A 50.0	50.0	50.0	50.0	2A 42.2	41.7	41.2	40.7	2A 28.0	27.5	26.9	26.2	2A 19.5	19.2	19.0	18.6	2A 50.0	50.0	50.0	50.0	2A 42.2	41.7	41.2	40.7	2A 28.0	27.5	26.9	26.2	2A 19.5	19.2	19.0	18.6	2A 50.0	50.0	50.0	50.0	2A 42.2	41.7	41.2	40.7	2A 28.0	27.5	26.9	26.2	2A 19.5	19.2	19.0	18.6
3A 49.6	49.4	49.2	49.1	3A 48.0	39.6	39.3	38.6	3A 25.3	24.9	24.5	23.9	3A 18.4	18.3	18.1	17.9	3A 49.6	49.4	49.2	49.1	3A 48.0	39.6	39.3	38.6	3A 25.3	24.9	24.5	23.9	3A 18.4	18.3	18.1	17.9	3A 49.6	49.4	49.2	49.1	3A 48.0	39.6	39.3	38.6	3A 25.3	24.9	24.5	23.9	3A 18.4	18.3	18.1	17.9
4A 48.7	48.2	47.6	47.0	4A 38.2	37.8	37.4	37.0	4A 22.4	21.5	20.7	20.1	4A 17.6	17.4	17.1	16.9	4A 48.7	48.2	47.6	47.0	4A 38.2	37.8	37.4	37.0	4A 22.4	21.5	20.7	20.1	4A 17.6	17.4	17.1	16.9	4A 48.7	48.2	47.6	47.0	4A 38.2	37.8	37.4	37.0	4A 22.4	21.5	20.7	20.1	4A 17.6	17.4	17.1	16.9
5A 46.1	45.6	45.1	44.7	5A 36.1	35.5	34.9	34.3	5A 19.9	18.6	18.2	17.8	5A 16.4	16.2	16.0	15.7	5A 46.1	45.6	45.1	44.7	5A 36.1	35.5	34.9	34.3	5A 19.9	18.6	18.2	17.8	5A 16.4	16.2	16.0	15.7	5A 46.1	45.6	45.1	44.7	5A 36.1	35.5	34.9	34.3	5A 19.9	18.6	18.2	17.8	5A 16.4	16.2	16.0	15.7
6A 43.4	42.9	42.5	42.0	6A 33.3	32.8	32.4	32.0	6A 17.3	17.0	16.8	16.6	6A 15.2	14.9	14.7	14.5	6A 43.4	42.9	42.5	42.0	6A 33.3	32.8	32.4	32.0	6A 17.3	17.0	16.8	16.6	6A 15.2	14.9	14.7	14.5	6A 43.4	42.9	42.5	42.0	6A 33.3	32.8	32.4	32.0	6A 17.3	17.0	16.8	16.6	6A 15.2	14.9	14.7	14.5
7A 41.3	40.9	40.5	40.2	7A 31.1	30.9	30.7	30.6	7A 16.2	15.9	15.5	14.7	7A 14.0	13.9	13.6	13.5	7A 41.3	40.9	40.5	40.2	7A 31.1	30.9	30.7	30.6	7A 16.2	15.9	15.5	14.7	7A 14.0	13.9	13.6	13.5	7A 41.3	40.9	40.5	40.2	7A 31.1	30.9	30.7	30.6	7A 16.2	15.9	15.5	14.7	7A 14.0	13.9	13.6	13.5
8A 38.4	37.5	36.7	36.2	8A 29.1	28.6	28.3	27.4	8A 29.1	28.6	28.3	27.4	8A 13.4	12.9	12.4	12.0	8A 38.4	37.5	36.7	36.2	8A 29.1	28.6	28.3	27.4	8A 29.1	28.6	28.3	27.4	8A 13.4	12.9	12.4	12.0	8A 38.4	37.5	36.7	36.2	8A 29.1	28.6	28.3	27.4	8A 29.1	28.6	28.3	27.4	8A 13.4	12.9	12.4	12.0
9A 33.8	32.9	32.1	31.3	9A 26.3	25.8	25.3	24.7	9A 26.3	25.8	25.3	24.7	9A 11.3	11.0	10.7	10.5	9A 33.8	32.9	32.1	31.3	9A 26.3	25.8	25.3	24.7	9A 26.3	25.8	25.3	24.7	9A 11.3	11.0	10.7	10.5	9A 33.8	32.9	32.1	31.3	9A 26.3	25.8	25.3	24.7	9A 26.3	25.8	25.3	24.7	9A 11.3	11.0	10.7	10.5
10A 28.9				10A 23.1				10A 23.1				10A 10.0				10A 28.9				10A 23.1				10A 23.1				10A 10.0				10A 28.9				10A 23.1				10A 10.0							

Table B27

Speed Profile for PARADCOM 10-Ton HMT, 8x8

Primary Roads		Secondary Roads		Irrigs		Off-Road	
Dry Condition		Dry Condition		Dry Condition		Wet Condition	
PERCENT TOTAL DISTANCE		PERCENT TOTAL DISTANCE		PERCENT TOTAL DISTANCE		PERCENT TOTAL DISTANCE	
X=U	2 4 6 B	X=U	2 4 6 B	X=U	2 4 6 B	X=U	2 4 6 B
A 55.0	55.0 55.0 55.0 55.0	A 34.0	34.0 34.0 34.0 34.0	A 14.0	14.0 14.0 14.0 14.0	A 34.7	32.0 30.1 27.6 26.1
1A 55.0	55.0 55.0 55.0 54.8	1A 34.0	34.0 33.9 33.7	1A 13.9	13.6 13.5 13.3 13.2	1A 25.0	25.8 22.9 22.1 21.6
2A 53.9	53.1 52.3 51.2 50.2	2A 33.4	33.1 32.7 32.3 31.8	2A 13.2	13.1 13.0 13.0 12.8	2A 21.1	20.8 20.5 20.2 20.0
3A 49.3	48.6 47.7 46.7 45.8	3A 31.4	31.0 30.6 30.0 29.4	3A 12.5	12.3 12.1 11.9 11.7	3A 19.7	19.5 19.2 19.0 18.7
4A 45.0	44.3 43.7 43.2 42.7	4A 28.6	27.9 27.2 26.6 26.1	4A 11.6	11.5 11.3 11.2 11.1	4A 18.5	18.2 18.0 17.7 17.5
5A 42.3	41.9 41.5 41.2 40.9	5A 25.9	25.2 24.8 24.5 24.2	5A 11.0	10.9 10.8 10.7 10.7	5A 17.2	17.0 16.7 16.5 16.3
6A 40.7	40.5 40.1 39.7 39.4	6A 23.9	23.7 23.5 23.2 23.0	6A 10.6	10.5 10.5 10.4 10.4	6A 16.0	15.8 15.6 15.3 15.1
7A 39.1	38.8 38.4 38.1 37.9	7A 22.9	22.7 22.5 22.4 22.2	7A 10.3	10.3 10.2 10.2 10.1	7A 14.8	14.6 14.4 14.1 13.9
8A 36.9	36.1 35.4 34.6 33.7	8A 22.1	21.9 21.8 21.6 21.4	8A 10.0	10.0 9.9 9.9 9.8	8A 13.7	13.5 13.3 13.1 12.8
9A 32.6	31.9 31.2 30.4 29.3	9A 21.1	20.9 20.7 20.3 19.8	9A 9.8	9.7 9.7 9.5 9.4	9A 12.5	11.9 3.9 2.2 1.5
10A 28.2		10A 19.4		10A 9.2		10A 1.2	
Wet Condition		Wet Condition		Wet Condition		Snow Condition	
PERCENT TOTAL DISTANCE		PERCENT TOTAL DISTANCE		PERCENT TOTAL DISTANCE		PERCENT TOTAL DISTANCE	
X=U	2 4 6 B	X=U	2 4 6 B	X=U	2 4 6 B	X=U	2 4 6 B
A 55.0	55.0 55.0 55.0 54.8	A 34.0	34.0 34.0 34.0 34.0	A 14.0	14.0 14.0 14.0 14.0	A 29.1	24.5 21.7 20.3 19.4
1A 55.0	55.0 55.0 55.0 54.8	1A 34.0	34.0 33.8 33.6	1A 13.8	13.6 13.4 13.3 13.2	1A 18.7	18.1 17.6 17.3 16.9
2A 53.9	53.1 52.3 51.2 50.2	2A 33.3	33.0 32.5 32.1 31.6	2A 13.1	13.1 13.0 13.0 12.8	2A 16.0	16.4 16.2 16.1 15.9
3A 49.3	48.6 47.7 46.7 45.8	3A 31.2	30.9 30.3 29.7 29.0	3A 12.5	12.3 12.1 11.9 11.7	3A 15.8	15.6 15.5 15.4 15.3
4A 45.0	44.3 43.7 43.2 42.7	4A 28.2	27.4 26.8 26.2 25.7	4A 11.6	11.4 11.3 11.2 11.1	4A 15.1	15.0 14.9 14.7 14.6
5A 42.3	41.9 41.5 41.2 40.9	5A 25.3	24.9 24.6 24.3 24.0	5A 11.0	10.9 10.8 10.7 10.7	5A 14.4	14.3 14.2 14.0 13.9
6A 40.7	40.2 39.8 39.5 39.2	6A 23.7	23.5 23.2 23.0 22.9	6A 10.6	10.5 10.5 10.4 10.4	6A 13.7	13.6 13.4 13.3 13.1
7A 38.9	38.5 38.0 37.6 36.8	7A 22.7	22.5 22.4 22.2 22.1	7A 10.3	10.3 10.2 10.2 10.1	7A 12.9	12.8 12.6 12.5 12.3
8A 36.0	35.1 34.3 33.4 32.4	8A 21.9	21.8 21.5 21.3 21.1	8A 10.0	10.0 9.9 9.9 9.8	8A 12.2	12.0 11.8 11.7 11.5
9A 31.4	30.5 29.6 28.8 27.7	9A 20.8	20.5 20.2 19.6 19.3	9A 9.8	9.7 9.7 9.5 9.4	9A 11.2	10.7 3.8 2.1 1.5
10A 26.5		10A 18.8		10A 9.2		10A 1.2	
Snow Condition		Snow Condition		Snow Condition		Snow Condition	
PERCENT TOTAL DISTANCE		PERCENT TOTAL DISTANCE		PERCENT TOTAL DISTANCE		PERCENT TOTAL DISTANCE	
X=U	2 4 6 B	X=U	2 4 6 B	X=U	2 4 6 B	X=U	2 4 6 B
A 42.1	42.1 42.1 42.1 42.1	A 34.0	34.0 34.0 34.0 34.0	A 14.0	14.0 14.0 14.0 14.0	A 28.3	24.5 23.3 22.1 21.0
1A 42.0	41.9 41.8 41.8 41.7	1A 34.0	33.8 33.4 33.1 32.9	1A 13.9	13.6 13.4 13.3 13.2	1A 20.3	19.8 19.3 18.8 18.5
2A 41.2	40.8 40.2 39.7 39.2	2A 32.5	31.9 31.4 30.9 30.5	2A 13.1	13.0 13.0 12.8	2A 18.2	17.8 17.5 17.2 16.9
3A 38.8	38.5 38.2 37.9 37.7	3A 30.1	29.6 28.9 28.1 27.3	3A 12.5	12.3 12.1 11.9 11.7	3A 16.7	16.5 16.3 16.1 16.0
4A 37.5	37.1 37.1 37.0 36.8	4A 26.6	26.0 25.5 25.0 24.6	4A 11.6	11.5 11.3 11.2 11.1	4A 15.8	15.7 15.6 15.4 15.3
5A 36.6	36.4 36.1 35.9 35.6	5A 24.3	24.0 23.7 23.4 23.2	5A 11.0	10.9 10.8 10.7 10.7	5A 15.1	15.0 14.8 14.6 14.5
6A 35.4	35.2 34.9 34.6 34.3	6A 22.9	22.7 22.6 22.4 22.2	6A 10.6	10.5 10.5 10.4 10.4	6A 14.3	14.2 14.0 13.8 13.6
7A 34.0	33.7 33.4 33.0 32.5	7A 22.1	21.9 21.7 21.5 21.3	7A 10.3	10.3 10.2 10.2 10.1	7A 13.4	13.3 13.1 12.9 12.8
8A 31.9	31.2 30.5 29.8 29.0	8A 21.1	20.8 20.5 20.1 19.7	8A 10.0	10.0 9.9 9.9 9.8	8A 12.6	12.4 12.3 12.1 11.9
9A 28.2	27.5 26.8 26.1 25.2	9A 19.3	18.9 18.5 18.0 17.4	9A 9.8	9.7 9.7 9.5 9.4	9A 11.5	11.1 3.8 2.1 1.5
10A 24.2		10A 16.8		10A 9.2		10A 1.2	

Traffic

Secondary Roads

Dry Condition

Wet Condition

Snow Condition

PERCENT TOTAL DISTANCE

X=0	2	4	6	B
A	35.0	32.5	30.4	28.1
1A	25.4	24.0	23.1	22.3
2A	21.3	20.9	20.6	20.3
3A	19.8	19.5	19.3	19.0
4A	18.5	18.2	18.0	17.7
5A	17.2	17.0	16.7	16.5
6A	16.0	15.8	15.5	15.3
7A	14.8	14.5	14.2	14.0
8A	13.6	13.4	13.2	13.0
9A	12.4	7.4	2.9	1.8
10A	1.1			

PERCENT TOTAL DISTANCE

X=0	2	4	6	B
A	14.0	14.0	14.0	14.0
1A	13.9	13.6	13.5	13.3
2A	13.2	13.1	13.0	12.8
3A	12.5	12.3	12.1	11.9
4A	11.6	11.5	11.3	11.2
5A	11.0	10.9	10.8	10.7
6A	10.6	10.5	10.5	10.4
7A	10.3	10.3	10.2	10.1
8A	10.0	10.0	9.9	9.8
9A	9.8	9.7	9.7	9.5
10A	9.2			

PERCENT TOTAL DISTANCE

X=0	2	4	6	B
A	34.0	34.0	34.0	34.0
1A	34.0	34.0	34.0	34.0
2A	33.8	33.5	32.9	32.5
3A	32.2	31.8	31.4	30.8
4A	29.4	28.5	27.8	27.1
5A	26.1	25.6	25.2	24.9
6A	24.3	24.0	23.5	23.3
7A	23.1	22.9	22.8	22.6
8A	22.3	22.2	22.0	21.8
9A	21.3	21.1	20.8	20.5
10A	19.0			

PERCENT TOTAL DISTANCE

X=0	2	4	6	B
A	34.0	34.0	34.0	34.0
1A	34.0	34.0	34.0	34.0
2A	33.7	33.4	33.1	32.8
3A	32.0	31.6	31.1	30.5
4A	28.8	28.0	27.5	26.2
5A	25.7	25.3	24.9	24.3
6A	24.0	23.8	23.5	23.1
7A	22.9	22.8	22.6	22.3
8A	22.1	22.0	21.8	21.5
9A	20.9	20.7	20.4	20.0
10A	19.0			

PERCENT TOTAL DISTANCE

X=0	2	4	6	B
A	55.0	55.0	55.0	55.0
1A	55.0	55.0	55.0	55.0
2A	54.1	53.8	53.2	52.1
3A	50.0	49.3	48.4	47.3
4A	45.5	44.8	44.1	43.5
5A	42.0	42.2	41.8	41.2
6A	40.9	40.5	40.1	39.8
7A	39.4	39.1	38.7	38.4
8A	37.1	36.8	36.3	35.6
9A	35.0	34.6	34.2	33.9
10A	28.4			

PERCENT TOTAL DISTANCE

X=0	2	4	6	B
A	48.0	48.0	48.0	48.0
1A	48.0	47.6	47.3	47.0
2A	46.1	45.2	44.5	43.7
3A	42.3	41.7	41.2	40.7
4A	39.4	39.3	39.0	38.8
5A	38.6	38.4	38.2	38.0
6A	37.6	37.3	37.0	36.4
7A	36.2	35.9	35.5	35.3
8A	35.0	34.9	34.7	34.5
9A	34.0	33.9	33.7	33.5
10A	26.7			

PERCENT TOTAL DISTANCE

X=0	2	4	6	B
A	29.6	25.0	22.2	20.6
1A	18.9	18.4	17.8	17.4
2A	16.8	16.5	16.3	16.1
3A	15.8	15.7	15.6	15.4
4A	15.2	15.0	14.9	14.7
5A	14.5	14.3	14.2	14.0
6A	13.7	13.6	13.4	13.2
7A	12.9	12.8	12.6	12.5
8A	12.1	12.0	11.8	11.6
9A	11.1	6.9	2.8	1.8
10A	1.1			

PERCENT TOTAL DISTANCE

X=0	2	4	6	B
A	14.0	14.0	14.0	14.0
1A	13.9	13.6	13.5	13.3
2A	13.2	13.1	13.0	12.8
3A	12.5	12.3	12.1	11.9
4A	11.6	11.5	11.3	11.2
5A	11.0	10.9	10.8	10.7
6A	10.6	10.5	10.5	10.4
7A	10.3	10.3	10.2	10.1
8A	10.0	10.0	9.9	9.8
9A	9.8	9.7	9.7	9.5
10A	9.2			

PERCENT TOTAL DISTANCE

X=0	2	4	6	B
A	34.0	34.0	34.0	34.0
1A	34.0	34.0	34.0	34.0
2A	33.7	33.4	33.1	32.8
3A	32.0	31.6	31.1	30.5
4A	28.8	28.0	27.5	26.2
5A	25.7	25.3	24.9	24.3
6A	24.0	23.8	23.5	23.1
7A	22.9	22.8	22.6	22.3
8A	22.1	22.0	21.8	21.5
9A	20.9	20.7	20.4	20.0
10A	19.0			

PERCENT TOTAL DISTANCE

X=0	2	4	6	B
A	34.0	34.0	34.0	34.0
1A	34.0	34.0	34.0	34.0
2A	33.7	33.4	33.1	32.8
3A	32.0	31.6	31.1	30.5
4A	28.8	28.0	27.5	26.2
5A	25.7	25.3	24.9	24.3
6A	24.0	23.8	23.5	23.1
7A	22.9	22.8	22.6	22.3
8A	22.1	22.0	21.8	21.5
9A	20.9	20.7	20.4	20.0
10A	19.0			

PERCENT TOTAL DISTANCE

X=0	2	4	6	B
A	55.0	55.0	55.0	55.0
1A	55.0	55.0	55.0	55.0
2A	54.1	53.8	53.2	52.1
3A	50.0	49.3	48.4	47.3
4A	45.5	44.8	44.1	43.5
5A	42.0	42.2	41.8	41.2
6A	40.9	40.5	40.1	39.8
7A	39.4	39.1	38.7	38.4
8A	37.1	36.8	36.3	35.6
9A	35.0	34.6	34.2	33.9
10A	28.4			

PERCENT TOTAL DISTANCE

X=0	2	4	6	B
A	48.0	48.0	48.0	48.0
1A	48.0	47.6	47.3	47.0
2A	46.1	45.2	44.5	43.7
3A	42.3	41.7	41.2	40.7
4A	39.4	39.3	39.0	38.8
5A	38.6	38.4	38.2	38.0
6A	37.6	37.3	37.0	36.4
7A	36.2	35.9	35.5	35.3
8A	35.0	34.9	34.7	34.5
9A	34.0	33.9	33.7	33.5
10A	26.7			

PERCENT TOTAL DISTANCE

X=0	2	4	6	B
A	28.4	25.3	23.8	22.5
1A	20.6	20.1	19.6	19.1
2A	18.4	18.0	17.6	17.3
3A	16.8	16.6	16.4	16.2
4A	15.9	15.8	15.6	15.3
5A	15.2	15.0	14.8	14.7
6A	14.5	14.2	14.0	13.8
7A	13.5	13.3	13.1	12.9
8A	12.6	12.4	12.2	12.1
9A	11.5	7.1	2.8	1.8
10A	1.1			

PERCENT TOTAL DISTANCE

X=0	2	4	6	B
A	14.0	14.0	14.0	14.0
1A	13.9	13.6	13.5	13.3
2A	13.2	13.1	13.0	12.8
3A	12.5	12.3	12.1	11.9
4A	11.6	11.5	11.3	11.2
5A	11.0	10.9	10.8	10.7
6A	10.6	10.5	10.5	10.4
7A	10.3	10.3	10.2	10.1
8A	10.0	10.0	9.9	9.8
9A	9.8	9.7	9.7	9.5
10A	9.2			

PERCENT TOTAL DISTANCE

X=0	2	4	6	B
A	34.0	34.0	34.0	34.0
1A	34.0	34.0	34.0	34.0
2A	33.7	33.4	33.1	32.8
3A	32.0	31.6	31.1	30.5
4A	28.8	28.0	27.5	26.2
5A	25.7	25.3	24.9	24.3
6A	24.0	23.8	23.5	23.1
7A	22.9	22.8	22.6	22.3
8A	22.1	22.0	21.8	21.5
9A	20.9	20.7	20.4	20.0
10A	19.0			

PERCENT TOTAL DISTANCE

X=0	2	4	6	B
A	34.0	34.0	34.0	34.0
1A	34.0	34.0	34.0	34.0
2A	33.7	33.4	33.1	32.8
3A	32.0	31.6	31.1	30.5
4A	28.8	28.0	27.5	26.2
5A	25.7	25.3	24.9	24.3
6A	24.0	23.8	23.5	23.1
7A	22.9	22.8	22.6	22.3
8A	22.1	22.0	21.8	21.5
9A	20.9	20.7	20.4	20.0
10A	19.0			

PERCENT TOTAL DISTANCE

X=0	2	4	6	B
A	55.0	55.0	55.0	55.0
1A	55.0	55.0	55.0	55.0
2A	54.1	53.8	53.2	52.1
3A	50.0	49.3	48.4	47.3
4A	45.5	44.8	44.1	43.5
5A	42.0	42.2	41.8	41.2
6A	40.9	40.5	40.1	39.8
7A	39.4	39.1	38.7	38.4
8A	37.1	36.8	36.3	35.6
9A	35.0	34.6	34.2	33.9
10A	28.4			

PERCENT TOTAL DISTANCE

X=0	2	4	6	B
A	48.0	48.0	48.0	48.0
1A	48.0	47.6	47.3	47.0
2A	46.1	45.2	44.5	43.7
3A	42.3	41.7	41.2	40.7
4A	39.4	39.3	39.0	38.8
5A	38.6	38.4	38.2	38.0
6A	37.6	37.3	37.0	36.4
7A	36.2	35.9	35.5	35.3
8A	35.0	34.9	34.7	34.5
9A	34.0	33.9	33.7	33.5
10A	26.7			

Table B29

Speed Profile for TABADCOM 10-Ton HMTT, 8x8 (Tanker)

Primary Roads					Secondary Roads					Trails					Off-Road				
Dry Condition					Dry Condition					Dry Condition					Dry Condition				
Wet Condition					Wet Condition					Wet Condition					Wet Condition				
Snow Condition					Snow Condition					Snow Condition					Snow Condition				
PERCENT TOTAL DISTANCE					PERCENT TOTAL DISTANCE					PERCENT TOTAL DISTANCE					PERCENT TOTAL DISTANCE				
x=0	2	4	6	b	x=0	2	4	6	b	x=0	2	4	6	b	x=0	2	4	6	b
A 55.5	55.5	55.5	55.5	55.5	A 34.0	34.0	34.0	34.0	34.0	A 14.0	14.0	14.0	14.0	14.0	A 35.0	32.4	30.4	27.9	26.3
1A 25.3	24.0	23.1	22.3	21.7	1A 34.0	34.0	34.0	34.0	33.9	1A 13.9	13.6	13.5	13.3	13.2	1A 25.3	24.0	23.1	22.3	21.7
2A 21.3	20.9	20.6	20.3	20.1	2A 33.7	33.4	33.0	32.6	32.2	2A 13.2	13.1	13.0	12.8	12.7	2A 21.3	20.9	20.6	20.3	20.1
3A 19.8	19.5	19.3	19.0	18.8	3A 31.9	31.6	31.2	30.6	30.0	3A 12.5	12.3	12.1	11.9	11.7	3A 19.8	19.5	19.3	19.0	18.8
4A 18.5	18.3	18.0	17.7	17.5	4A 29.2	28.4	27.6	27.0	26.5	4A 11.6	11.5	11.3	11.2	11.1	4A 18.5	18.3	18.0	17.7	17.5
5A 17.2	17.0	16.8	16.5	16.3	5A 26.0	25.5	25.1	24.8	24.5	5A 11.0	10.9	10.8	10.7	10.7	5A 17.2	17.0	16.8	16.5	16.3
6A 16.1	15.8	15.6	15.3	15.1	6A 24.1	23.9	23.7	23.5	23.2	6A 10.6	10.5	10.4	10.4	10.4	6A 16.1	15.8	15.6	15.3	15.1
7A 14.8	14.6	14.4	14.1	13.9	7A 23.1	22.9	22.7	22.5	22.2	7A 10.3	10.3	10.2	10.2	10.1	7A 14.8	14.6	14.4	14.1	13.9
8A 13.7	13.5	13.3	13.1	12.8	8A 22.3	22.1	21.9	21.8	21.5	8A 10.0	10.0	9.9	9.9	9.8	8A 13.7	13.5	13.3	13.1	12.8
9A 12.5	11.9	3.9	2.2	1.5	9A 21.3	21.0	20.8	20.5	20.0	9A 9.8	9.8	9.7	9.7	9.4	9A 12.5	11.9	3.9	2.2	1.5
10A 1.2					10A 19.5					10A 9.2					10A 1.2				
PERCENT TOTAL DISTANCE					PERCENT TOTAL DISTANCE					PERCENT TOTAL DISTANCE					PERCENT TOTAL DISTANCE				
x=0	2	4	6	b	x=0	2	4	6	b	x=0	2	4	6	b	x=0	2	4	6	b
A 55.5	55.5	55.5	55.5	55.5	A 34.0	34.0	34.0	34.0	34.0	A 14.0	14.0	14.0	14.0	14.0	A 29.7	25.2	22.3	20.6	19.7
1A 25.3	24.0	23.1	22.3	21.7	1A 34.0	34.0	34.0	34.0	33.9	1A 13.9	13.6	13.5	13.3	13.2	1A 19.0	16.4	17.9	17.5	17.1
2A 21.3	20.9	20.6	20.3	20.1	2A 33.6	33.3	32.9	32.4	32.1	2A 13.2	13.1	13.0	12.8	12.7	2A 16.8	16.5	16.3	16.2	16.0
3A 19.8	19.5	19.3	19.0	18.8	3A 31.8	31.5	31.0	30.3	29.5	3A 12.5	12.3	12.1	11.9	11.7	3A 15.9	15.7	15.6	15.5	15.3
4A 18.5	18.3	18.0	17.7	17.5	4A 28.7	27.9	27.2	26.6	26.1	4A 11.6	11.5	11.3	11.2	11.1	4A 15.2	15.1	14.9	14.8	14.6
5A 17.2	17.0	16.8	16.5	16.3	5A 25.6	25.2	24.9	24.5	24.2	5A 11.0	10.9	10.8	10.7	10.7	5A 14.5	14.3	14.2	14.1	13.9
6A 16.1	15.8	15.6	15.3	15.1	6A 23.9	23.7	23.5	23.2	23.0	6A 10.6	10.5	10.4	10.4	10.4	6A 13.8	13.6	13.5	13.3	13.1
7A 14.8	14.6	14.4	14.1	13.9	7A 22.9	22.7	22.5	22.4	22.2	7A 10.3	10.3	10.2	10.2	10.1	7A 13.0	12.8	12.7	12.5	12.3
8A 13.7	13.5	13.3	13.1	12.8	8A 22.1	21.9	21.7	21.5	21.2	8A 10.0	10.0	9.9	9.9	9.8	8A 12.2	12.0	11.9	11.7	11.5
9A 12.5	11.9	3.9	2.2	1.5	9A 20.9	20.6	20.3	19.9	19.4	9A 9.8	9.8	9.7	9.7	9.4	9A 11.2	10.7	3.8	2.1	1.5
10A 1.2					10A 18.9					10A 9.2					10A 1.2				
PERCENT TOTAL DISTANCE					PERCENT TOTAL DISTANCE					PERCENT TOTAL DISTANCE					PERCENT TOTAL DISTANCE				
x=0	2	4	6	b	x=0	2	4	6	b	x=0	2	4	6	b	x=0	2	4	6	b
A 48.6	46.8	48.8	46.8	48.8	A 34.0	34.0	34.0	34.0	34.0	A 14.0	14.0	14.0	14.0	14.0	A 30.0	25.9	24.4	23.1	21.8
1A 48.6	48.1	47.7	47.4	47.2	1A 34.0	34.0	34.0	34.0	33.4	1A 13.9	13.6	13.5	13.3	13.2	1A 20.9	20.4	19.8	19.3	18.9
2A 46.3	45.4	44.7	44.0	43.1	2A 33.1	32.7	32.2	31.9	31.5	2A 13.2	13.1	13.0	12.8	12.7	2A 18.5	18.2	17.8	17.5	17.2
3A 42.3	41.7	41.2	40.7	40.3	3A 31.2	30.6	29.8	29.0	28.1	3A 12.5	12.3	12.1	11.9	11.7	3A 16.9	16.7	16.5	16.3	16.1
4A 39.9	39.6	39.3	39.0	38.8	4A 27.3	26.6	26.1	25.6	25.1	4A 11.6	11.5	11.3	11.2	11.1	4A 15.0	15.8	15.7	15.6	15.4
5A 38.6	38.4	38.2	38.0	37.9	5A 24.7	24.4	24.1	23.8	23.5	5A 11.0	10.9	10.8	10.7	10.7	5A 15.2	15.1	14.9	14.7	14.6
6A 37.6	37.3	37.0	36.7	36.4	6A 23.5	23.1	22.9	22.7	22.5	6A 10.6	10.5	10.5	10.4	10.4	6A 14.4	14.3	14.1	13.9	13.7
7A 36.1	35.9	35.4	35.0	34.4	7A 22.5	22.2	22.0	21.8	21.6	7A 10.3	10.3	10.2	10.2	10.1	7A 13.5	13.4	13.2	13.0	12.8
8A 33.6	32.8	32.1	31.3	30.3	8A 21.4	21.1	20.7	20.4	19.9	8A 10.0	10.0	9.9	9.9	9.8	8A 12.7	12.5	12.3	12.1	11.9
9A 29.4	28.6	27.9	27.1	26.0	9A 19.5	19.1	18.7	18.2	17.6	9A 9.8	9.8	9.7	9.7	9.4	9A 11.6	11.1	3.8	2.2	1.5
10A 25.0					10A 17.0					10A 9.2					10A 1.2				

Table B30

Speed Profile for Lockheed TM902, 8x8

Primary Roads		Secondary Roads		Trails		Off-Road	
Dry Condition		Dry Condition		Dry Condition		Dry Condition	
PERCENT TOTAL DISTANCE		PERCENT TOTAL DISTANCE		PERCENT TOTAL DISTANCE		PERCENT TOTAL DISTANCE	
X=U	2 4 6 B	X=U	2 4 6 B	X=U	2 4 6 B	X=U	2 4 6 B
A 53.9	53.9 53.9 53.9 53.9	A 40.0	40.0 39.9 39.9 39.9	A 22.0	22.0 22.0 21.9 21.5	A 37.1	30.6 29.2 28.2 27.4
1A 50.7	50.8 52.5 52.1 51.8	1A 39.7	39.1 38.4 37.9 37.4	1A 20.8	20.4 20.1 19.8 19.7	1A 26.7	26.2 25.8 25.4 25.1
2A 50.7	49.6 48.8 48.0 47.3	2A 35.6	35.8 35.0 34.3 33.6	2A 19.5	19.4 19.3 19.1 18.9	2A 24.6	24.4 24.2 23.9 23.5
3A 46.7	46.2 45.8 45.5 45.1	3A 33.0	32.5 32.0 31.7 31.3	3A 18.7	18.5 18.4 18.2 18.0	3A 23.2	22.9 22.6 22.3 22.0
4A 46.8	44.6 44.4 44.2 43.9	4A 31.0	30.8 30.5 30.2 30.0	4A 17.8	17.7 17.5 17.4 17.3	4A 21.8	21.5 21.3 21.1 20.9
5A 43.5	43.1 42.7 42.3 41.9	5A 29.7	29.5 29.2 29.0 28.8	5A 17.2	17.1 17.0 16.9 16.8	5A 20.7	20.5 20.3 20.1 19.9
6A 41.5	41.2 40.7 40.2 39.8	6A 28.5	28.3 28.1 27.9 27.7	6A 16.6	16.7 16.6 16.6 16.5	6A 19.8	19.6 19.4 19.2 18.9
7A 39.4	39.0 38.6 38.2 37.6	7A 27.4	27.2 26.9 26.7 26.4	7A 16.5	16.4 16.4 16.4 16.3	7A 18.7	18.5 18.2 18.0 17.7
8A 36.9	36.1 35.4 34.6 33.7	8A 26.1	25.7 25.4 25.1 24.6	8A 16.3	16.3 16.2 16.2 16.1	8A 17.5	17.3 17.0 16.7 16.5
9A 32.8	32.0 31.2 30.4 29.3	9A 24.2	23.6 23.4 23.0 22.3	9A 16.0	15.9 15.7 15.2 14.6	9A 16.1	15.6 15.0 14.1 4.2
10A 28.2		10A 21.7		10A 14.1		10A 2.3	
Met Condition		Met Condition		Met Condition		Met Condition	
PERCENT TOTAL DISTANCE		PERCENT TOTAL DISTANCE		PERCENT TOTAL DISTANCE		PERCENT TOTAL DISTANCE	
X=U	2 4 6 B	X=U	2 4 6 B	X=U	2 4 6 B	X=U	2 4 6 B
A 53.9	53.9 53.9 53.9 53.9	A 40.0	40.0 39.9 39.9 39.9	A 22.0	22.0 21.8 21.1 20.6	A 27.3	23.6 22.3 21.3 20.8
1A 53.5	52.8 52.3 52.0 51.7	1A 39.7	39.1 38.4 37.9 37.3	1A 20.1	19.8 19.6 19.4 19.2	1A 26.4	26.0 19.6 19.3 18.9
2A 50.5	49.5 48.6 47.8 47.2	2A 36.4	35.6 34.8 34.1 33.4	2A 19.0	18.7 18.5 18.3 18.1	2A 18.5	18.2 17.9 17.7 17.4
3A 46.6	46.1 45.7 45.4 45.1	3A 32.8	32.3 31.9 31.5 31.2	3A 18.0	17.9 17.7 17.6 17.4	3A 17.1	16.9 16.6 16.4 16.2
4A 44.8	44.5 44.3 44.0 43.6	4A 30.9	30.7 30.4 30.2 29.9	4A 17.3	17.2 17.1 17.0 16.9	4A 16.0	15.8 15.7 15.5 15.4
5A 43.2	42.8 42.4 42.0 41.6	5A 29.7	29.4 29.1 28.9 28.6	5A 16.8	16.7 16.6 16.6 16.5	5A 15.2	15.1 15.0 14.9 14.7
6A 41.3	40.8 40.3 39.9 39.5	6A 28.4	28.2 27.9 27.7 27.5	6A 16.5	16.4 16.3 16.3 16.3	6A 14.6	14.5 14.4 14.3 14.1
7A 39.1	38.6 38.1 37.6 36.8	7A 27.2	26.9 26.6 26.4 26.0	7A 16.2	16.2 16.1 16.1 16.0	7A 14.0	13.8 13.7 13.5 13.3
8A 36.0	35.1 34.3 33.4 32.3	8A 25.7	25.4 25.0 24.6 24.1	8A 16.0	15.9 15.9 15.8 15.8	8A 13.2	13.0 12.8 12.4 12.4
9A 31.3	30.4 29.6 28.8 27.7	9A 23.6	23.2 22.8 22.2 21.5	9A 15.7	15.5 15.3 14.6 14.3	9A 12.1	11.8 11.4 10.9 3.8
10A 26.5		10A 20.9		10A 13.6		10A 2.2	
Snow Condition		Snow Condition		Snow Condition		Snow Condition	
PERCENT TOTAL DISTANCE		PERCENT TOTAL DISTANCE		PERCENT TOTAL DISTANCE		PERCENT TOTAL DISTANCE	
X=U	2 4 6 B	X=U	2 4 6 B	X=U	2 4 6 B	X=U	2 4 6 B
A 27.8	27.8 27.8 27.8 27.8	A 27.8	27.7 27.5 27.5 27.5	A 22.0	21.3 20.8 19.9 19.5	A 23.4	22.5 21.4 20.5 20.0
1A 27.8	27.8 27.8 27.8 27.8	1A 27.4	27.4 27.2 27.1 27.0	1A 19.2	19.0 18.6 18.3 18.0	1A 19.5	19.2 19.0 18.7 18.4
2A 27.8	27.8 27.8 27.8 27.8	2A 26.9	26.8 26.7 26.6 26.5	2A 17.6	17.5 17.3 17.2	2A 18.2	18.0 17.8 17.5 17.3
3A 27.7	27.7 27.7 27.7 27.7	3A 26.3	26.1 25.9 25.8 25.6	3A 17.0	16.9 16.7 16.6 16.5	3A 17.1	16.9 16.7 16.5 16.3
4A 27.7	27.7 27.7 27.7 27.7	4A 25.4	25.2 25.0 24.8 24.5	4A 16.5	16.4 16.3 16.3 16.2	4A 16.2	16.0 15.8 15.7 15.5
5A 27.6	27.5 27.4 27.3 27.1	5A 24.4	24.1 23.9 23.8 23.6	5A 16.1	16.1 16.0 15.9 15.9	5A 15.4	15.2 15.1 15.0 14.8
6A 26.9	26.7 26.6 26.4 26.3	6A 23.4	23.2 23.0 22.8 22.6	6A 15.8	15.8 15.7 15.7 15.6	6A 14.7	14.6 14.5 14.5 14.2
7A 26.1	26.0 25.8 25.7 25.5	7A 22.4	22.2 21.9 21.7 21.4	7A 15.6	15.5 15.5 15.4 15.3	7A 14.1	13.9 13.8 13.6 13.5
8A 25.2	24.9 24.6 24.2 23.8	8A 21.1	20.8 20.4 20.1 19.7	8A 15.2	15.2 15.1 15.0 15.0	8A 13.3	13.1 13.0 12.8 12.6
9A 23.3	22.9 22.5 22.1 21.5	9A 19.2	18.8 18.5 18.0 17.4	9A 14.5	14.5 14.1 13.6	9A 12.4	12.1 11.7 11.2 3.9
10A 20.8		10A 16.8		10A 13.2		10A 2.2	

Table B31  
Speed Profile for German 10-Ton MAN, 8x8

Primary Roads					Secondary Roads					Trails					Off-Road				
PERCENT TOTAL DISTANCE					PERCENT TOTAL DISTANCE					PERCENT TOTAL DISTANCE					PERCENT TOTAL DISTANCE				
X=U	2	4	6	B	X=U	2	4	6	B	X=U	2	4	6	B	X=U	2	4	6	B
A	50.0	50.0	58.0	50.0	A	40.0	39.2	38.2	37.9	A	17.0	17.0	17.0	17.0	A	95.3	27.8	26.0	24.2
1A	49.8	49.1	48.6	48.3	1A	37.5	37.0	36.1	35.5	1A	16.5	16.2	16.0	15.8	1A	22.4	21.9	21.3	20.9
2A	47.1	46.4	45.8	45.3	2A	34.4	33.4	32.5	31.8	2A	15.6	15.5	15.5	15.4	2A	20.0	19.7	19.4	19.2
3A	44.5	44.2	43.9	43.7	3A	30.7	30.1	29.6	28.9	3A	14.9	14.7	14.5	14.3	3A	18.9	18.7	18.6	18.4
4A	43.3	43.0	42.6	42.2	4A	27.6	27.1	26.7	26.3	4A	13.9	13.7	13.4	13.2	4A	18.1	17.9	17.7	17.6
5A	41.5	41.1	40.6	40.1	5A	25.7	25.4	25.1	24.9	5A	12.8	12.7	12.5	12.4	5A	17.3	17.1	16.9	16.7
6A	39.0	38.6	38.1	37.7	6A	24.4	24.2	23.9	23.7	6A	12.2	12.1	12.0	11.9	6A	16.3	16.2	16.0	15.8
7A	36.8	36.3	35.9	35.5	7A	23.3	23.1	22.9	22.7	7A	11.7	11.6	11.5	11.4	7A	15.5	15.3	15.1	14.8
8A	34.4	33.8	33.2	32.6	8A	22.3	22.1	21.9	21.6	8A	11.1	11.0	10.9	10.7	8A	14.4	14.2	14.0	13.8
9A	31.0	30.3	29.7	29.0	9A	21.1	20.9	20.6	20.3	9A	10.5	10.4	10.3	10.2	9A	13.2	12.4	3.6	2.1
10A	27.0				10A	19.4				10A	9.8				10A	11.2			
PERCENT TOTAL DISTANCE					PERCENT TOTAL DISTANCE					PERCENT TOTAL DISTANCE					PERCENT TOTAL DISTANCE				
X=U	2	4	6	B	X=U	2	4	6	B	X=U	2	4	6	B	X=U	2	4	6	B
A	50.0	50.0	50.0	50.0	A	40.0	39.2	38.2	37.9	A	17.0	17.0	16.8	16.4	A	22.3	16.9	17.6	16.8
1A	49.8	49.1	48.6	48.3	1A	37.5	36.9	36.1	35.5	1A	15.8	15.6	15.5	15.3	1A	16.1	15.8	15.6	15.4
2A	47.1	46.4	45.8	45.3	2A	34.2	33.2	32.4	31.7	2A	15.1	14.9	14.7	14.6	2A	15.0	14.8	14.6	14.4
3A	44.5	44.2	43.9	43.7	3A	30.5	29.9	29.3	28.5	3A	14.2	14.0	13.9	13.8	3A	14.1	13.9	13.8	13.7
4A	43.2	42.7	42.4	42.0	4A	27.4	26.9	26.5	26.1	4A	13.3	13.1	12.9	12.7	4A	13.5	13.4	13.3	13.2
5A	41.2	40.8	40.3	39.7	5A	25.5	25.2	25.0	24.8	5A	12.4	12.3	12.2	12.1	5A	13.0	12.9	12.8	12.7
6A	38.7	38.2	37.7	37.2	6A	24.3	24.0	23.8	23.5	6A	11.9	11.8	11.7	11.6	6A	12.6	12.5	12.4	12.3
7A	36.3	35.9	35.5	35.0	7A	23.1	22.9	22.7	22.3	7A	11.5	11.4	11.3	11.1	7A	12.1	12.0	11.9	11.8
8A	33.7	33.0	32.3	31.5	8A	22.1	21.9	21.6	21.3	8A	10.8	10.7	10.6	10.5	8A	11.5	11.4	11.2	11.1
9A	29.8	29.0	28.3	27.5	9A	20.7	20.4	20.1	19.8	9A	10.3	10.2	10.1	9.9	9A	10.6	6.2	2.7	1.8
10A	25.5				10A	18.8				10A	9.9				10A	11.1			
PERCENT TOTAL DISTANCE					PERCENT TOTAL DISTANCE					PERCENT TOTAL DISTANCE					PERCENT TOTAL DISTANCE				
X=U	2	4	6	B	X=U	2	4	6	B	X=U	2	4	6	B	X=U	2	4	6	B
A	34.3	34.3	34.3	34.3	A	33.5	33.5	33.5	33.5	A	17.0	17.0	17.0	16.3	A	24.6	21.5	20.6	20.0
1A	34.2	34.1	34.0	33.7	1A	33.1	32.5	32.1	31.6	1A	16.0	15.8	15.6	15.5	1A	18.8	18.4	18.0	17.6
2A	33.6	33.6	33.5	33.4	2A	30.3	29.6	29.0	28.4	2A	15.2	15.1	15.0	14.9	2A	17.0	16.7	16.5	16.3
3A	33.4	33.4	33.3	33.3	3A	27.3	26.7	26.2	25.4	3A	14.4	14.2	14.1	14.0	3A	15.9	15.8	15.6	15.4
4A	33.3	33.2	33.0	32.7	4A	25.0	24.7	24.5	24.2	4A	13.5	13.3	13.1	12.9	4A	19.2	19.1	14.9	14.8
5A	32.5	32.3	32.0	31.7	5A	23.8	23.5	23.3	22.8	5A	12.6	12.4	12.3	12.2	5A	14.6	14.4	14.3	14.2
6A	31.1	30.8	30.6	30.4	6A	22.6	22.4	22.2	21.9	6A	12.0	11.9	11.8	11.7	6A	13.9	13.7	13.6	13.5
7A	29.9	29.7	29.5	29.2	7A	21.6	21.4	21.1	20.9	7A	11.6	11.5	11.4	11.2	7A	13.2	13.1	13.0	12.8
8A	28.4	28.0	27.5	27.0	8A	20.4	20.1	19.8	19.5	8A	10.9	10.8	10.7	10.6	8A	12.5	12.4	12.2	12.1
9A	25.6	25.2	24.7	24.1	9A	18.7	18.4	18.0	17.6	9A	10.4	10.3	10.2	10.1	9A	11.6	11.0	3.5	2.1
10A	22.6				10A	16.5				10A	9.7				10A	11.2			



Table 833

Speed Profile for M559 ODER, 4x4 (Tanker)

Primary Roads			Secondary Roads			Trails			Off-Road		
Dry Condition			Dry Condition			Dry Condition			Dry Condition		
PERCENT TOTAL DISTANCE	X=0	X=8	PERCENT TOTAL DISTANCE	X=0	X=8	PERCENT TOTAL DISTANCE	X=0	X=8	PERCENT TOTAL DISTANCE	X=0	X=8
X 29.2 29.2 29.2 29.2 29.2	2	4	X 27.2 26.9 26.4 26.2 26.2	2	4	X 17.9 17.9 17.9 17.9 17.4 16.9	2	4	X 23.4 19.9 18.9 17.7 16.9	2	4
1A 29.2 29.2 29.2 29.2 29.2			1A 26.1 25.9 25.5 25.2 24.8			1A 16.5 16.2 16.0 15.9 15.7			1A 16.3 15.7 15.2 14.9 14.7		
2A 29.2 29.2 29.2 29.2 29.2			2A 24.6 24.3 24.0 23.8 23.6			2A 15.6 15.4 15.2 15.1 14.8			2A 14.5 14.3 14.1 13.9 13.7		
3A 29.2 29.2 29.2 29.2 29.2			3A 23.5 23.3 23.2 23.0 22.8			3A 14.5 14.3 14.1 14.0 13.8			3A 13.5 13.3 13.1 12.9 12.7		
4A 29.2 29.2 29.2 29.2 29.2			4A 22.6 22.4 22.3 22.1 21.9			4A 13.4 13.0 12.6 12.3 12.0			4A 12.4 12.2 12.0 11.8 11.6		
5A 28.4 28.2 28.0 27.8 27.6			5A 21.7 21.5 21.3 21.1 20.9			5A 11.7 11.5 11.3 11.1 10.9			5A 11.4 11.2 11.0 10.8 10.6		
6A 27.2 26.9 26.7 26.4 26.1			6A 20.8 20.6 20.4 20.3 20.1			6A 10.8 10.6 10.5 10.4 10.3			6A 10.4 10.2 10.0 9.8 9.7		
7A 25.9 25.7 25.5 25.3 25.1			7A 19.9 19.7 19.6 19.4 19.2			7A 10.2 10.1 10.0 9.8 9.6			7A 9.5 9.3 9.1 8.9 8.7		
8A 25.0 24.8 24.6 24.4 24.1			8A 19.0 18.8 18.7 18.5 18.3			8A 9.5 9.4 9.2 9.1 9.0			8A 9.5 9.3 9.1 8.9 8.7		
9A 23.8 23.5 23.2 22.9 27.3			9A 18.1 17.9 17.7 17.5 17.0			9A 8.9 8.8 8.7 8.6 8.5			9A 7.5 7.2 6.9 6.5 5.8		
10A 21.6			10A 16.7			10A 8.4			10A 2.5		
Wet Condition			Wet Condition			Wet Condition			Wet Condition		
PERCENT TOTAL DISTANCE	X=0	X=8	PERCENT TOTAL DISTANCE	X=0	X=8	PERCENT TOTAL DISTANCE	X=0	X=8	PERCENT TOTAL DISTANCE	X=0	X=8
X 29.2 29.2 29.2 29.2 29.2	2	4	X 27.2 26.9 26.4 26.2 26.2	2	4	X 17.9 16.9 16.0 15.6 15.3	2	4	X 14.0 12.7 12.1 11.6 11.2	2	4
1A 29.2 29.2 29.2 29.2 29.2			1A 26.1 25.8 25.5 25.1 24.8			1A 15.1 14.8 14.4 14.0 13.7			1A 10.9 10.7 10.6 10.4 10.2		
2A 29.2 29.2 29.2 29.2 29.2			2A 24.5 24.2 23.9 23.7 23.6			2A 13.5 13.3 13.1 13.0 12.8			2A 10.1 9.9 9.8 9.7 9.6		
3A 29.2 29.2 29.2 29.2 29.2			3A 23.4 23.3 23.1 22.9 22.7			3A 12.7 12.5 12.4 12.2 12.0			3A 9.4 9.3 9.2 9.1 9.0		
4A 29.2 29.2 29.2 29.2 29.2			4A 22.5 22.3 22.1 22.0 21.7			4A 11.7 11.4 11.2 11.0 10.8			4A 9.0 8.9 8.8 8.7 8.6		
5A 28.2 28.0 27.8 27.6 27.3			5A 21.5 21.3 21.1 20.9 20.8			5A 10.6 10.5 10.3 10.2 10.1			5A 8.6 8.5 8.4 8.3 8.2		
6A 27.0 26.7 26.4 26.2 25.9			6A 20.6 20.4 20.2 20.0 19.9			6A 10.0 9.9 9.8 9.7 9.6			6A 8.1 8.0 7.9 7.8 7.7		
7A 25.7 25.5 25.3 25.1 25.0			7A 19.7 19.5 19.4 19.2 19.0			7A 9.5 9.4 9.2 9.1 9.0			7A 7.5 7.4 7.3 7.2 7.1		
8A 24.7 24.5 24.2 23.9 23.5			8A 18.8 18.6 18.4 18.2 18.0			8A 8.9 8.8 8.7 8.6 8.5			8A 6.9 6.8 6.7 6.6 6.4		
9A 23.1 22.7 22.4 22.0 21.5			9A 17.8 17.5 17.3 17.0 16.6			9A 8.4 8.4 8.3 8.2 8.1			9A 6.2 6.0 5.8 5.5 5.4		
10A 20.9			10A 16.3			10A 3.6			10A 2.0		
Snow Condition			Snow Condition			Snow Condition			Snow Condition		
PERCENT TOTAL DISTANCE	X=0	X=8	PERCENT TOTAL DISTANCE	X=0	X=8	PERCENT TOTAL DISTANCE	X=0	X=8	PERCENT TOTAL DISTANCE	X=0	X=8
X 16.9 16.9 16.9 16.8 16.8	2	4	X 16.7 16.7 16.7 16.7 16.7	2	4	X 15.9 15.0 14.9 14.6 14.4	2	4	X 15.0 12.5 12.0 11.7 11.4	2	4
1A 16.8 16.8 16.8 16.8 16.7			1A 16.7 16.7 16.7 16.7 16.7			1A 14.2 13.8 13.5 13.2 13.0			1A 11.1 10.9 10.7 10.5 10.3		
2A 16.7 16.7 16.7 16.7 16.7			2A 16.7 16.7 16.6 16.6 16.6			2A 12.8 12.7 12.5 12.4 12.2			2A 10.2 10.1 10.0 9.9 9.8		
3A 16.6 16.6 16.6 16.6 16.6			3A 16.6 16.5 16.5 16.4 16.4			3A 12.0 11.9 11.8 11.6 11.4			3A 9.7 9.7 9.6 9.5 9.4		
4A 16.6 16.6 16.6 16.6 16.5			4A 16.3 16.2 16.1 15.9 15.8			4A 11.1 10.9 10.7 10.5 10.4			4A 9.3 9.3 9.2 9.1 9.0		
5A 16.5 16.5 16.5 16.5 16.5			5A 15.7 15.6 15.4 15.3 15.2			5A 10.2 10.1 10.0 9.9 9.8			5A 8.9 8.8 8.6 8.5 8.4		
6A 16.5 16.5 16.4 16.4 16.3			6A 15.1 15.0 14.9 14.7 14.6			6A 9.7 9.6 9.5 9.4 9.3			6A 8.3 8.2 8.1 8.0 7.8		
7A 16.2 16.1 16.0 15.9 15.8			7A 14.5 14.4 14.3 14.2 14.1			7A 9.2 9.1 9.0 8.8 8.7			7A 7.7 7.6 7.5 7.3 7.2		
8A 15.7 15.6 15.6 15.5 15.4			8A 14.0 13.9 13.7 13.6 13.5			8A 8.6 8.5 8.5 8.4 8.3			8A 7.1 6.9 6.8 6.7 6.5		
9A 15.3 15.3 15.2 15.1 14.9			9A 13.3 13.2 13.1 12.9 12.6			9A 8.2 8.2 8.1 8.0 7.9			9A 6.4 6.2 5.9 5.7 4.5		
10A 14.6			10A 12.4			10A 7.8			10A 2.4		



Table 835  
Speed Profile for British Vauxhall MHC, 4x4

Primary Roads					Secondary Roads					Trails					Off-Road				
Dry Condition					Dry Condition					Dry Condition					Dry Condition				
PERCENT TOTAL DISTANCE					PERCENT TOTAL DISTANCE					PERCENT TOTAL DISTANCE					PERCENT TOTAL DISTANCE				
X=0	2	4	6	8	X=0	2	4	6	8	X=0	2	4	6	8	X=0	2	4	6	8
A 52.5	52.5	52.5	52.5	52.5	A 40.0	38.9	37.4	37.0	36.6	A 17.4	17.4	17.4	17.4	17.4	A 35.4	29.2	27.5	25.4	24.1
1A 52.3	51.7	51.2	50.9	50.6	1A 36.6	36.3	36.0	35.5	34.9	1A 16.8	16.5	16.2	16.0	15.9	1A 23.1	22.5	21.9	21.5	21.0
2A 49.5	48.4	47.6	46.9	46.3	2A 34.4	33.7	32.9	32.3	31.7	2A 15.8	15.7	15.6	15.5	15.3	2A 28.5	28.2	28.0	27.9	27.8
3A 45.8	45.4	45.1	44.8	44.5	3A 31.1	30.6	30.0	29.3	28.6	3A 14.9	14.6	14.4	14.2	14.0	3A 19.3	19.1	18.9	18.7	18.5
4A 44.2	44.0	43.7	43.4	43.0	4A 28.0	27.5	27.0	26.6	26.3	4A 13.8	13.5	13.1	12.7	12.5	4A 18.3	18.1	17.9	17.7	17.5
5A 42.7	42.3	41.9	41.4	41.0	5A 26.0	25.7	25.4	25.1	24.9	5A 12.2	12.0	11.8	11.6	11.4	5A 17.4	17.2	17.0	16.8	16.5
6A 40.7	40.3	39.9	39.4	39.0	6A 24.7	24.5	24.3	24.1	23.9	6A 11.3	11.1	11.0	10.9	10.8	6A 16.3	16.1	15.9	15.7	15.5
7A 38.6	38.2	37.9	37.4	36.9	7A 23.7	23.5	23.3	23.1	22.9	7A 10.7	10.6	10.5	10.3	10.2	7A 15.3	15.1	14.9	14.6	14.4
8A 36.2	35.5	34.8	34.1	33.2	8A 22.7	22.5	22.3	22.0	21.8	8A 10.0	9.9	9.7	9.6	9.5	8A 14.2	13.9	13.7	13.4	13.1
9A 32.3	31.5	30.8	30.0	29.0	9A 21.5	21.2	21.0	20.6	20.1	9A 9.4	9.3	9.2	9.1	8.9	9A 12.8	12.6	12.4	12.1	11.8
10A 27.9					10A 19.6					10A 8.6					10A 1.0				
Wet Condition					Wet Condition					Wet Condition					Wet Condition				
PERCENT TOTAL DISTANCE					PERCENT TOTAL DISTANCE					PERCENT TOTAL DISTANCE					PERCENT TOTAL DISTANCE				
X=0	2	4	6	8	X=0	2	4	6	8	X=0	2	4	6	8	X=0	2	4	6	8
A 52.5	52.5	52.5	52.5	52.5	A 40.0	38.9	37.4	37.0	36.8	A 18.2	18.2	18.2	18.2	18.2	A 18.8	12.0	10.0	7.3	6.5
1A 52.2	51.5	51.1	50.8	50.5	1A 36.6	36.3	36.0	35.4	34.9	1A 0.2	0.1	0.1	0.1	0.1	1A 0.3	0.2	0.2	0.2	0.2
2A 49.3	48.3	47.5	46.6	46.2	2A 34.3	33.5	32.8	32.1	31.5	2A 0.1	0.1	0.1	0.1	0.1	2A 0.1	0.1	0.1	0.1	0.1
3A 45.8	45.4	45.1	44.7	44.4	3A 31.0	30.4	29.7	29.0	28.3	3A 0.1	0.1	0.1	0.1	0.1	3A 0.1	0.1	0.1	0.1	0.1
4A 44.2	43.8	43.5	43.2	42.8	4A 27.8	27.3	26.8	26.4	26.1	4A 0.1	0.1	0.1	0.1	0.1	4A 0.1	0.1	0.1	0.1	0.1
5A 42.4	42.0	41.6	41.2	40.8	5A 25.8	25.5	25.2	25.0	24.8	5A 0.1	0.1	0.1	0.1	0.1	5A 0.1	0.1	0.1	0.1	0.1
6A 40.4	40.0	39.5	39.1	38.6	6A 24.5	24.3	24.1	23.9	23.7	6A 0.1	0.1	0.1	0.1	0.1	6A 0.1	0.1	0.1	0.1	0.1
7A 38.3	37.9	37.4	36.8	36.2	7A 23.5	23.3	23.1	22.9	22.7	7A 0.1	0.1	0.1	0.1	0.1	7A 0.1	0.1	0.1	0.1	0.1
8A 35.3	34.5	33.7	32.8	31.9	8A 22.5	22.2	22.0	21.7	21.4	8A 0.1	0.1	0.1	0.1	0.1	8A 0.1	0.1	0.1	0.1	0.1
9A 30.9	30.0	29.3	28.4	27.5	9A 21.1	20.8	20.5	20.1	19.6	9A 0.1	0.1	0.1	0.1	0.1	9A 0.1	0.1	0.1	0.1	0.1
10A 26.3					10A 19.1					10A 0.1					10A 0.1				
Snow Condition					Snow Condition					Snow Condition					Snow Condition				
PERCENT TOTAL DISTANCE					PERCENT TOTAL DISTANCE					PERCENT TOTAL DISTANCE					PERCENT TOTAL DISTANCE				
X=0	2	4	6	8	X=0	2	4	6	8	X=0	2	4	6	8	X=0	2	4	6	8
A 16.9	16.9	16.9	16.7	16.6	A 16.3	16.3	16.3	16.3	16.3	A 15.0	15.0	14.7	14.4	14.2	A 15.3	14.6	14.4	14.1	13.9
1A 16.5	16.5	16.4	16.4	16.4	1A 16.2	16.2	16.2	16.2	16.2	1A 14.0	13.9	13.7	13.5	13.4	1A 13.8	13.6	13.5	13.4	13.3
2A 16.4	16.3	16.3	16.3	16.2	2A 16.2	16.2	16.2	16.2	16.2	2A 13.3	13.1	13.0	12.9	12.8	2A 13.2	13.0	12.9	12.8	12.7
3A 16.2	16.2	16.2	16.1	16.1	3A 16.1	16.1	16.1	16.0	16.0	3A 12.7	12.6	12.5	12.4	12.2	3A 12.6	12.5	12.4	12.3	12.2
4A 16.1	16.1	16.1	16.1	16.0	4A 16.0	16.0	15.9	15.9	15.9	4A 12.0	11.8	11.5	11.3	11.2	4A 12.2	12.1	12.0	11.9	11.9
5A 16.0	16.0	16.0	16.0	15.9	5A 15.8	15.8	15.8	15.7	15.7	5A 11.0	10.9	10.7	10.6	10.5	5A 11.8	11.7	11.6	11.5	11.5
6A 15.9	15.9	15.9	15.9	15.9	6A 15.6	15.6	15.5	15.5	15.4	6A 10.4	10.3	10.2	10.2	10.1	6A 11.4	11.3	11.2	11.1	11.0
7A 15.9	15.9	15.8	15.8	15.8	7A 15.4	15.3	15.2	15.2	15.1	7A 10.0	10.0	9.8	9.7	9.6	7A 10.9	10.8	10.7	10.6	10.5
8A 15.8	15.8	15.4	15.7	15.7	8A 15.0	14.9	14.8	14.7	14.5	8A 9.4	9.3	9.2	9.1	9.0	8A 10.4	10.3	10.2	10.1	10.0
9A 15.6	15.5	15.4	15.3	15.1	9A 14.4	14.2	14.1	13.9	13.6	9A 8.9	8.9	8.8	8.7	8.6	9A 9.7	9.7	9.6	9.5	9.4
10A 14.9					10A 13.5					10A 8.4					10A 1.0				

Table B36

Speed Profile for M757, 8x8/M670 (12-Ton)

Primary Roads					Secondary Roads					Trails					Off-Road														
Dry Condition					Wet Condition					Snow Condition					Dry Condition					Wet Condition					Snow Condition				
PERCENT TOTAL DISTANCE					PERCENT TOTAL DISTANCE					PERCENT TOTAL DISTANCE					PERCENT TOTAL DISTANCE					PERCENT TOTAL DISTANCE					PERCENT TOTAL DISTANCE				
X=0	2	4	6	8	X=0	2	4	6	8	X=0	2	4	6	8	X=0	2	4	6	8	X=0	2	4	6	8	X=0	2	4	6	8
A	30.1	30.1	30.1	30.1	A	25.2	25.2	25.2	25.2	A	13.1	12.9	12.3	12.0	A	24.3	18.9	18.0	17.3	A	10.3	10.3	10.3	10.3	A	14.4	13.3	12.4	11.9
1A	30.1	30.1	30.1	30.1	1A	25.2	24.8	24.2	23.7	1A	11.8	11.5	11.6	11.5	1A	16.3	15.9	15.5	15.2	1A	10.3	10.3	10.3	10.3	1A	11.3	11.1	10.9	10.8
2A	30.1	30.1	30.1	30.1	2A	22.7	22.3	21.8	21.5	2A	11.5	11.5	11.5	11.5	2A	14.7	14.5	14.3	14.1	2A	10.5	10.3	10.2	10.0	2A	10.5	10.3	10.2	10.0
3A	30.1	30.1	30.1	30.1	3A	20.9	20.7	20.5	20.3	3A	10.7	10.7	10.6	10.5	3A	13.9	13.8	13.7	13.6	3A	9.8	9.8	9.7	9.6	3A	9.8	9.8	9.7	9.6
4A	30.1	30.1	30.1	30.1	4A	19.9	19.7	19.5	19.3	4A	10.3	10.3	10.2	10.1	4A	13.3	13.1	12.9	12.7	4A	9.5	9.4	9.3	9.2	4A	9.5	9.4	9.3	9.2
5A	28.5	28.5	28.2	27.8	5A	18.1	17.9	17.8	17.6	5A	18.9	18.7	18.6	18.4	5A	12.4	12.2	12.1	11.9	5A	9.1	9.1	9.0	8.9	5A	9.1	9.1	9.0	8.9
6A	27.5	27.2	26.9	26.6	6A	17.5	17.4	17.2	17.1	6A	17.5	17.4	17.2	17.1	6A	11.6	11.4	11.3	11.1	6A	8.8	8.7	8.6	8.5	6A	8.8	8.7	8.6	8.5
7A	26.0	25.7	25.4	24.9	7A	16.8	16.7	16.6	16.5	7A	16.8	16.8	16.8	16.7	7A	10.8	10.7	10.6	10.5	7A	8.6	8.6	8.5	8.4	7A	8.6	8.6	8.5	8.4
8A	24.7	24.5	24.3	23.7	8A	16.0	15.9	15.7	15.5	8A	16.0	16.0	16.0	16.0	8A	10.8	10.8	10.8	10.8	8A	8.4	8.4	8.4	8.4	8A	8.4	8.4	8.4	8.4
9A	23.4	23.1	22.8	22.5	9A	15.7	15.7	15.7	15.5	9A	15.7	15.7	15.7	15.5	9A	10.8	10.7	10.5	10.4	9A	8.2	8.2	8.2	8.2	9A	8.2	8.2	8.2	8.2
10A	21.5				10A	15.1				10A	14.8				10A	15.1				10A	8.0				10A	8.0			

Table B37

Speed Profile for M916, 6x6/M870 (12-Ton)

Primary Roads			Secondary Roads			Trail			Off-Road		
Dry Condition			Dry Condition			Dry Condition			Dry Condition		
PERCENT TOTAL DISTANCE	2	4	PERCENT TOTAL DISTANCE	2	4	PERCENT TOTAL DISTANCE	2	4	PERCENT TOTAL DISTANCE	2	4
A 45.6 45.6 45.6 45.6 45.6	A 23.0 23.0 23.0 23.0 23.0	A 9.7 9.7 9.7 9.7 9.7	A 28.9 21.8 19.7 18.3 17.2	A 16.7 14.1 13.1 12.7 12.4	A 18.8 15.4 14.3 13.4 12.9						
1A 45.5 45.3 45.1 44.9 44.8	1A 23.0 23.0 23.0 22.9 22.8	1A 9.7 9.5 9.4 9.4 9.4	1A 16.4 15.9 15.2 14.7 14.3	1A 12.2 12.0 11.7 11.5 11.3	1A 12.5 12.2 11.9 11.6 11.4						
2A 43.9 42.8 41.9 40.9 39.9	2A 22.7 22.5 22.3 22.0 21.7	2A 9.3 9.3 9.2 9.2 9.2	2A 13.8 13.4 13.0 12.7 12.4	2A 11.1 11.0 10.8 10.6 10.5	2A 11.2 11.1 10.9 10.8 10.6						
3A 38.8 37.9 37.1 36.3 35.3	3A 21.4 21.2 20.9 20.7 20.5	3A 9.1 9.0 8.9 8.9 8.8	3A 12.1 11.8 11.5 11.3 11.0	3A 10.3 10.2 10.0 9.8 9.7	3A 10.4 10.3 10.1 9.9 9.7						
4A 34.4 33.6 32.9 32.3 31.8	4A 20.2 19.8 19.5 19.1 18.8	4A 8.7 8.7 8.6 8.6 8.5	4A 10.8 10.5 10.3 10.0 9.8	4A 9.5 9.3 9.1 9.0 8.8	4A 9.5 9.3 9.2 8.9 8.7						
5A 31.3 30.9 30.5 30.1 29.8	5A 18.5 18.1 17.8 17.5 17.2	5A 8.5 8.4 8.4 8.4 8.3	5A 9.6 9.4 9.2 9.0 8.8	5A 8.6 8.5 8.3 8.1 7.9	5A 8.5 8.4 8.2 8.0 7.8						
6A 29.5 29.3 29.0 28.8 28.5	6A 17.0 16.8 16.5 16.4 16.2	6A 8.3 8.3 8.2 8.2 8.2	6A 8.6 8.3 8.1 8.0 7.8	6A 7.8 7.6 7.4 7.3 7.2 7.0	6A 7.6 7.5 7.3 7.2 7.0						
7A 28.2 27.9 27.6 27.3 27.0	7A 16.0 15.9 15.7 15.6 15.5	7A 8.2 8.2 8.1 8.1 8.0	7A 8.6 8.3 8.1 8.0 7.9	7A 7.0 6.9 6.8 6.6 6.5	7A 6.9 6.8 6.7 6.6 6.5						
8A 26.8 26.5 26.3 26.0 25.6	8A 15.4 15.3 15.2 15.1 15.0	8A 8.0 8.0 7.9 7.9 7.9	8A 8.0 7.9 7.9 7.9 7.9	8A 6.4 6.4 6.3 6.2 6.2	8A 6.4 6.4 6.3 6.2 6.2						
9A 25.2 24.8 24.5 24.1 23.5	9A 14.9 14.8 14.7 14.6 14.4	9A 7.8 7.8 7.7 7.7 7.6	9A 7.8 7.8 7.7 7.6 7.6	9A 2.4 2.4 2.4 2.4 2.4	9A 2.4 2.4 2.4 2.4 2.4						
10A 22.9	10A 14.3	10A 7.6	10A 7.6	10A 1.0	10A 1.0						

Dry Condition			Snow Condition		
PERCENT TOTAL DISTANCE	2	4	PERCENT TOTAL DISTANCE	2	4
A 45.6 45.6 45.6 45.6 45.6	A 23.0 23.0 23.0 23.0 23.0	A 9.7 9.7 9.7 9.7 9.7	A 23.0 23.0 23.0 23.0 23.0	A 9.7 9.7 9.7 9.7 9.7	A 18.8 15.4 14.3 13.4 12.9
1A 45.5 45.3 45.1 44.9 44.8	1A 23.0 23.0 22.9 22.9 22.7	1A 9.6 9.5 9.4 9.4 9.3	1A 23.0 23.0 22.9 22.9 22.7	1A 9.6 9.5 9.4 9.4 9.3	1A 12.5 12.2 11.9 11.6 11.4
2A 43.7 42.6 41.8 40.7 39.6	2A 22.6 22.4 22.1 21.9 21.6	2A 9.3 9.3 9.2 9.2 9.2	2A 22.6 22.4 22.1 21.9 21.6	2A 9.3 9.3 9.2 9.2 9.2	2A 11.2 11.1 10.9 10.8 10.6
3A 38.5 37.6 36.8 35.9 34.9	3A 21.3 21.0 20.8 20.5 20.3	3A 9.1 9.0 8.9 8.8 8.8	3A 21.3 21.0 20.8 20.5 20.3	3A 9.1 9.0 8.9 8.8 8.8	3A 10.3 10.2 10.0 9.8 9.7
4A 34.0 33.3 32.6 32.0 31.5	4A 20.0 19.6 19.1 18.7 18.4	4A 8.7 8.6 8.6 8.5 8.5	4A 20.0 19.6 19.1 18.7 18.4	4A 8.7 8.6 8.6 8.5 8.5	4A 9.5 9.3 9.1 9.0 8.8
5A 31.0 30.6 30.3 29.9 29.6	5A 18.0 17.7 17.4 17.1 16.9	5A 8.4 8.4 8.4 8.3 8.3	5A 18.0 17.7 17.4 17.1 16.9	5A 8.4 8.4 8.4 8.3 8.3	5A 8.6 8.5 8.3 8.1 7.9
6A 29.3 29.1 28.8 28.5 28.3	6A 16.6 16.4 16.2 16.1 15.9	6A 8.3 8.2 8.2 8.2 8.2	6A 16.6 16.4 16.2 16.1 15.9	6A 8.3 8.2 8.2 8.2 8.2	6A 7.8 7.6 7.4 7.3 7.1
7A 27.9 27.6 27.3 27.0 26.8	7A 15.8 15.6 15.5 15.4 15.3	7A 8.1 8.1 8.1 8.0 8.0	7A 15.8 15.6 15.5 15.4 15.3	7A 8.1 8.1 8.1 8.0 8.0	7A 7.0 6.9 6.8 6.6 6.5
8A 26.4 26.1 25.8 25.4 25.0	8A 15.2 15.1 15.0 14.9 14.8	8A 7.9 7.9 7.9 7.8 7.8	8A 15.2 15.1 15.0 14.9 14.8	8A 7.9 7.9 7.9 7.8 7.8	8A 6.4 6.4 6.3 6.2 6.2
9A 24.5 24.1 23.6 23.2 22.5	9A 14.7 14.6 14.5 14.4 14.2	9A 7.8 7.7 7.7 7.6 7.4	9A 14.7 14.6 14.5 14.4 14.2	9A 7.8 7.7 7.7 7.6 7.4	9A 2.4 2.4 2.4 2.4 2.4
10A 21.9	10A 14.0	10A 3.0	10A 14.0	10A 3.0	10A 0.7

Dry Condition			Snow Condition		
PERCENT TOTAL DISTANCE	2	4	PERCENT TOTAL DISTANCE	2	4
A 25.0 25.0 25.0 25.0 25.0	A 23.0 23.0 23.0 23.0 23.0	A 9.7 9.7 9.7 9.7 9.7	A 23.0 23.0 23.0 23.0 23.0	A 9.7 9.7 9.7 9.7 9.7	A 18.8 15.4 14.3 13.4 12.9
1A 25.0 25.0 25.0 25.0 25.0	1A 22.5 22.2 22.0 21.9 21.6	1A 9.6 9.5 9.4 9.4 9.3	1A 22.5 22.2 22.0 21.9 21.6	1A 9.6 9.5 9.4 9.4 9.3	1A 12.5 12.2 11.9 11.6 11.4
2A 25.4 25.1 24.9 24.6 24.7	2A 21.3 20.9 20.6 20.3 20.0	2A 9.3 9.3 9.2 9.2 9.2	2A 21.3 20.9 20.6 20.3 20.0	2A 9.3 9.3 9.2 9.2 9.2	2A 11.2 11.1 10.9 10.8 10.6
3A 24.5 24.4 24.3 24.3 24.2	3A 19.7 19.4 19.2 18.9 18.5	3A 9.0 9.0 8.9 8.8 8.8	3A 19.7 19.4 19.2 18.9 18.5	3A 9.0 9.0 8.9 8.8 8.8	3A 10.4 10.3 10.1 9.9 9.7
4A 24.1 24.0 24.0 23.9 23.8	4A 18.0 17.6 17.3 16.9 16.6	4A 8.7 8.6 8.6 8.5 8.5	4A 18.0 17.6 17.3 16.9 16.6	4A 8.7 8.6 8.6 8.5 8.5	4A 9.5 9.3 9.2 8.9 8.7
5A 23.6 23.7 23.6 23.4 23.3	5A 16.4 16.2 16.0 15.8 15.6	5A 8.4 8.4 8.4 8.3 8.3	5A 16.4 16.2 16.0 15.8 15.6	5A 8.4 8.4 8.4 8.3 8.3	5A 8.5 8.4 8.2 8.0 7.8
6A 23.1 23.0 22.9 22.6 22.6	6A 15.4 15.3 15.2 15.1 14.9	6A 8.3 8.2 8.2 8.2 8.2	6A 15.4 15.3 15.2 15.1 14.9	6A 8.3 8.2 8.2 8.2 8.2	6A 7.6 7.4 7.2 7.1 7.0
7A 22.4 22.3 22.1 21.9 21.8	7A 14.8 14.7 14.6 14.5 14.5	7A 8.1 8.1 8.0 8.0 8.0	7A 14.8 14.7 14.6 14.5 14.5	7A 8.1 8.1 8.0 8.0 8.0	7A 6.8 6.7 6.6 6.5 6.4
8A 21.6 21.5 21.3 21.1 20.8	8A 14.4 14.3 14.1 14.0 13.9	8A 7.9 7.9 7.9 7.8 7.8	8A 14.4 14.3 14.1 14.0 13.9	8A 7.9 7.9 7.9 7.8 7.8	8A 6.3 6.2 6.1 5.9 5.0
9A 20.5 20.3 20.0 19.7 19.3	9A 13.7 13.6 13.4 13.2 12.9	9A 7.8 7.7 7.7 7.6 7.5	9A 13.7 13.6 13.4 13.2 12.9	9A 7.8 7.7 7.7 7.6 7.5	9A 1.8 1.3 1.1 0.9 0.8
10A 18.8	10A 8.5	10A 5.5	10A 8.5	10A 5.5	10A 0.7

AD-A062 455

ARMY ENGINEER WATERWAYS EXPERIMENT STATION VICKSBURG MISS F/G 13/6  
MOBILITY PERFORMANCE OF SELECTED 1/4- TO 10-TON TACTICAL TRUCKS--ETC(U)  
NOV 78 D D RANDOLPH



UNCLASSIFIED

WES-MP-M-78-10

NL

3 OF 3

AD  
A062455



END  
DATE  
FILMED  
3-79  
DDC

Table B38

Speed Profile for MS19, 6x6/M127A1C (12-Ton)

Primary Roads		Secondary Roads		Trails		Off-Road	
Dry Condition		Dry Condition		Wet Condition		Snow Condition	
PERCENT TOTAL DISTANCE	X=0	PERCENT TOTAL DISTANCE	X=0	PERCENT TOTAL DISTANCE	X=0	PERCENT TOTAL DISTANCE	X=0
1A 35.8 35.8 35.8 35.8 35.8	19.5	19.5 19.5 19.5 19.5 19.5	9.0	19.5 19.5 19.5 19.5 19.5	13.1	16.9 16.9 16.9 16.9 16.9	16.9
1A 35.8 35.2 34.8 34.5 34.3	19.5	19.5 19.5 19.5 19.4 19.3	9.0	19.5 19.5 19.5 19.4 19.3	13.1	16.9 16.8 16.7 16.6 16.5	16.9
2A 33.9 33.1 32.4 31.8 30.9	19.2	18.6 18.5 18.3 18.1	8.4	18.6 18.4 18.2 18.1 18.0	13.1	16.9 16.8 16.7 16.6 16.5	16.9
3A 38.1 28.3 28.7 28.2 27.7	17.8	17.6 17.1 17.1 16.9	8.2	17.8 17.6 17.5 17.4 17.3	13.1	16.9 16.8 16.7 16.6 16.5	16.9
4A 27.2 24.9 26.3 25.9 25.5	16.7	16.4 16.1 15.8 15.6	7.9	16.7 16.6 16.5 16.4 16.3	13.1	16.9 16.8 16.7 16.6 16.5	16.9
5A 25.2 24.9 24.7 24.4 24.2	15.3	15.1 14.9 14.7 14.5	7.6	15.3 15.2 15.1 15.0 14.9	13.1	16.9 16.8 16.7 16.6 16.5	16.9
6A 24.8 23.9 23.7 23.5 23.4	14.4	14.2 14.1 14.0 13.9	7.5	14.4 14.3 14.2 14.1 14.0	13.1	16.9 16.8 16.7 16.6 16.5	16.9
7A 23.3 23.1 22.9 22.7 22.4	13.8	13.7 13.6 13.5 13.4	7.4	13.8 13.7 13.6 13.5 13.4	13.1	16.9 16.8 16.7 16.6 16.5	16.9
8A 22.2 22.8 21.8 21.6 21.4	13.3	13.2 13.2 13.1 13.0	7.3	13.3 13.2 13.1 13.0 12.9	13.1	16.9 16.8 16.7 16.6 16.5	16.9
9A 21.2 21.0 20.8 20.6 20.2	12.9	12.8 12.7 12.6 12.5	7.2	12.9 12.8 12.7 12.6 12.5	13.1	16.9 16.8 16.7 16.6 16.5	16.9
10A 19.0	12.3	12.7 12.6 12.5 12.4 12.3	7.0	12.3 12.2 12.1 12.0 11.9	13.1	16.9 16.8 16.7 16.6 16.5	16.9
1A 35.8 35.8 35.8 35.8 35.8	19.5	19.5 19.5 19.5 19.5 19.5	9.0	19.5 19.5 19.5 19.5 19.5	13.1	16.9 16.9 16.9 16.9 16.9	16.9
1A 35.8 35.2 34.8 34.5 34.2	19.5	19.5 19.5 19.5 19.4 19.3	8.7	19.5 19.5 19.5 19.4 19.3	13.1	16.9 16.8 16.7 16.6 16.5	16.9
2A 33.7 32.8 32.2 31.5 30.6	18.6	18.4 18.2 18.1 18.0	8.4	18.6 18.4 18.2 18.1 18.0	13.1	16.9 16.8 16.7 16.6 16.5	16.9
3A 29.7 29.1 28.5 28.0 27.4	17.4	17.1 16.8 16.5	8.1	17.4 17.2 17.1 17.0 16.9	13.1	16.9 16.8 16.7 16.6 16.5	16.9
4A 26.9 26.4 26.0 25.6 25.3	16.8	16.7 16.6 16.5 16.4	7.9	16.8 16.7 16.6 16.5 16.4	13.1	16.9 16.8 16.7 16.6 16.5	16.9
5A 25.0 24.7 24.5 24.2 24.0	15.8	15.7 15.5 15.2	7.5	15.8 15.7 15.6 15.5 15.4	13.1	16.9 16.8 16.7 16.6 16.5	16.9
6A 23.9 23.7 23.5 23.4 23.2	14.8	14.6 14.4 14.3	7.4	14.8 14.7 14.6 14.5 14.4	13.1	16.9 16.8 16.7 16.6 16.5	16.9
7A 23.0 22.8 22.5 22.3 22.1	14.0	13.9 13.8 13.7	7.3	14.0 13.9 13.8 13.7 13.6	13.1	16.9 16.8 16.7 16.6 16.5	16.9
8A 21.9 21.7 21.5 21.3 21.0	13.6	13.5 13.4 13.3 13.3	7.2	13.6 13.5 13.4 13.3 13.3	13.1	16.9 16.8 16.7 16.6 16.5	16.9
9A 20.7 20.5 20.3 20.0 19.6	13.1	13.1 13.0 12.9	7.1	13.1 13.0 12.9 12.8 12.7	13.1	16.9 16.8 16.7 16.6 16.5	16.9
10A 19.1	12.2	12.6 12.5 12.4 12.3	6.9	12.2 12.1 12.0 11.9 11.8	13.1	16.9 16.8 16.7 16.6 16.5	16.9
1A 16.9 16.9 16.9 15.6 14.8	12.5	11.8 10.6 10.4	6.8	12.5 11.8 11.0 10.6 10.4	13.1	16.9 16.8 16.7 16.6 16.5	16.9
1A 14.3 14.0 13.3 12.0 11.1	9.6	9.0 8.6 8.3 8.1	6.5	9.6 9.0 8.6 8.3 8.1	13.1	16.9 16.8 16.7 16.6 16.5	16.9
2A 10.4 9.9 9.5 9.2 8.9	7.8	7.7 7.6 7.5	6.4	7.8 7.7 7.6 7.5 7.4	13.1	16.9 16.8 16.7 16.6 16.5	16.9
3A 8.7 8.5 8.3 8.2 8.1	7.4	7.3 7.2 7.2	6.3	7.4 7.3 7.2 7.2 7.1	13.1	16.9 16.8 16.7 16.6 16.5	16.9
4A 7.9 7.8 7.8 7.7 7.6	7.1	7.0 7.0 7.0	6.2	7.1 7.0 7.0 7.0 7.0	13.1	16.9 16.8 16.7 16.6 16.5	16.9
5A 7.6 7.5 7.4 7.4 7.3	6.9	6.9 6.9 6.8	6.1	6.9 6.9 6.8 6.8 6.7	13.1	16.9 16.8 16.7 16.6 16.5	16.9
6A 7.3 7.3 7.2 7.2 7.2	6.8	6.8 6.8 6.8	6.0	6.8 6.8 6.8 6.8 6.7	13.1	16.9 16.8 16.7 16.6 16.5	16.9
7A 7.1 7.1 7.1 7.1 7.0	6.6	6.6 6.6 6.6	5.9	6.6 6.6 6.6 6.6 6.5	13.1	16.9 16.8 16.7 16.6 16.5	16.9
8A 7.0 6.9 6.8 6.6 6.5	6.4	6.4 6.4 6.4	5.8	6.4 6.4 6.4 6.4 6.3	13.1	16.9 16.8 16.7 16.6 16.5	16.9
9A 6.4 6.3 6.2 6.1 6.0	6.1	6.1 6.1 6.1 6.1	5.7	6.1 6.1 6.1 6.1 6.0	13.1	16.9 16.8 16.7 16.6 16.5	16.9
10A 5.9	5.4	5.4 5.4 5.4 5.4	5.6	5.4 5.4 5.4 5.4 5.4	13.1	16.9 16.8 16.7 16.6 16.5	16.9

Table B39

Speed Profile for M818, 6x6/M871 Modified (22-1/2-Ton)

Primary Roads				Secondary Roads				Trails				Off-Road			
PERCENT TOTAL DISTANCE				PERCENT TOTAL DISTANCE				PERCENT TOTAL DISTANCE				PERCENT TOTAL DISTANCE			
X=0	2	4	6	X=0	2	4	6	X=0	2	4	6	X=0	2	4	6
A 25.4	25.4	25.4	25.4	A 21.6	21.4	20.5	20.2	A 9.7	9.7	9.7	9.7	A 10.3	13.8	12.9	12.5
1A 25.4	25.4	25.3	25.3	1A 20.0	19.9	19.6	19.2	1A 9.4	9.3	9.3	9.2	1A 11.7	11.4	11.1	10.9
2A 25.3	25.1	24.9	24.6	2A 18.7	18.4	18.2	17.8	2A 9.1	8.9	8.8	8.7	2A 10.4	10.3	10.1	10.0
3A 24.5	24.4	24.3	24.2	3A 17.1	16.8	16.4	16.1	3A 8.6	8.6	8.5	8.4	3A 9.8	9.7	9.6	9.4
4A 24.1	24.0	23.9	23.6	4A 15.6	15.4	15.2	15.0	4A 8.4	8.4	8.3	8.2	4A 9.4	9.3	9.2	9.1
5A 23.5	23.4	23.3	23.0	5A 14.7	14.6	14.5	14.3	5A 8.2	8.2	8.1	8.1	5A 8.9	8.8	8.7	8.6
6A 22.7	22.5	22.3	22.0	6A 14.1	13.8	13.5	13.3	6A 8.1	8.0	7.9	7.9	6A 8.5	8.4	8.3	8.1
7A 21.5	21.2	21.0	20.7	7A 13.6	13.4	13.1	13.0	7A 7.9	7.8	7.8	7.7	7A 7.9	7.8	7.7	7.5
8A 20.2	20.0	19.7	19.5	8A 12.9	12.7	12.6	12.5	8A 7.7	7.7	7.7	7.6	8A 7.3	7.1	6.9	6.6
9A 19.0	18.8	18.5	18.0	9A 12.3	12.2	12.1	12.0	9A 7.6	7.5	7.4	7.3	9A 4.3	2.2	1.5	1.2
10A 17.7				10A 11.6				10A 7.2				10A 0.8			
PERCENT TOTAL DISTANCE				PERCENT TOTAL DISTANCE				PERCENT TOTAL DISTANCE				PERCENT TOTAL DISTANCE			
X=0	2	4	6	X=0	2	4	6	X=0	2	4	6	X=0	2	4	6
A 25.4	25.4	25.4	25.4	A 21.6	21.3	20.5	20.2	A 9.7	9.8	8.5	8.4	A 11.0	9.2	8.5	8.1
1A 25.4	25.4	25.3	25.3	1A 20.0	19.7	19.3	19.0	1A 8.1	8.1	8.0	7.9	1A 17.5	7.4	7.2	7.0
2A 25.2	25.0	24.8	24.6	2A 18.5	18.2	18.0	17.4	2A 7.8	7.8	7.7	7.6	2A 6.7	6.5	6.4	6.2
3A 24.4	24.4	24.3	24.1	3A 18.0	18.2	15.9	15.7	3A 7.6	7.6	7.5	7.5	3A 6.8	5.9	5.9	5.7
4A 24.1	24.0	23.9	23.7	4A 15.2	15.0	14.8	14.6	4A 7.4	7.4	7.4	7.3	4A 5.6	5.5	5.5	5.3
5A 23.5	23.5	23.1	22.8	5A 14.4	14.3	14.2	14.1	5A 7.3	7.3	7.3	7.2	5A 5.2	5.2	5.1	5.0
6A 22.4	22.2	21.9	21.3	6A 13.9	13.8	13.7	13.5	6A 7.2	7.2	7.1	7.1	6A 4.9	4.8	4.7	4.5
7A 20.9	20.7	20.4	20.1	7A 13.4	13.2	13.1	12.9	7A 7.1	7.0	7.0	7.0	7A 4.5	4.4	4.2	4.0
8A 19.6	19.4	19.1	18.9	8A 12.7	12.6	12.5	12.4	8A 6.9	6.9	6.9	6.8	8A 3.3	2.9	1.4	1.1
9A 18.5	18.3	18.1	17.8	9A 12.1	12.0	11.9	11.8	9A 6.7	6.6	6.4	5.9	9A 0.7	0.7	0.6	0.5
10A 17.1				10A 11.4				10A 2.1				10A 0.5			
PERCENT TOTAL DISTANCE				PERCENT TOTAL DISTANCE				PERCENT TOTAL DISTANCE				PERCENT TOTAL DISTANCE			
X=0	2	4	6	X=0	2	4	6	X=0	2	4	6	X=0	2	4	6
A 16.9	16.9	16.9	14.8	A 13.1	12.6	11.4	11.0	A 9.7	8.4	8.1	8.0	A 8.6	8.0	7.8	7.5
1A 14.3	14.8	13.6	13.1	1A 10.6	10.4	10.3	10.3	1A 7.8	7.7	7.7	7.6	1A 7.4	7.3	7.2	7.1
2A 12.4	12.2	12.0	11.9	2A 10.1	10.1	10.0	10.0	2A 7.5	7.4	7.4	7.3	2A 7.0	7.0	6.9	6.7
3A 11.7	11.6	11.5	11.4	3A 10.0	10.0	10.0	9.9	3A 7.3	7.3	7.2	7.2	3A 6.6	6.6	6.5	6.4
4A 11.3	11.3	11.2	11.2	4A 7.1	7.1	7.1	7.0	4A 7.1	7.1	7.1	7.0	4A 6.2	6.1	6.0	5.9
5A 11.1	11.1	11.0	10.9	5A 9.7	9.7	9.7	9.6	5A 7.0	7.0	6.9	6.9	5A 5.7	5.6	5.5	5.2
6A 10.9	10.8	10.8	10.7	6A 9.6	9.5	9.5	9.4	6A 6.9	6.8	6.8	6.7	6A 5.0	4.9	4.7	4.1
7A 10.7	10.7	10.6	10.6	7A 9.4	9.4	9.3	9.2	7A 6.7	6.7	6.6	6.6	7A 3.6	1.9	1.3	0.8
8A 10.5	10.5	10.5	10.4	8A 9.2	9.2	9.1	9.0	8A 6.5	6.5	6.4	6.4	8A 0.7	0.6	0.5	0.4
9A 10.4	10.4	10.4	10.3	9A 8.8	8.6	7.6	7.0	9A 6.3	6.2	4.6	2.4	9A 0.4	0.4	0.4	0.3
10A 10.2				10A 1.4				10A 1.2				10A 0.3			



Table B41  
Speed Profile for M920, 8x6/NB71 Modified (22-1/2-Ton)

Primary Roads		Secondary Roads		Trails		Off-Road	
Dry Condition		Dry Condition		Dry Condition		Dry Condition	
PERCENT TOTAL DISTANCE	PERCENT TOTAL DISTANCE	PERCENT TOTAL DISTANCE	PERCENT TOTAL DISTANCE	PERCENT TOTAL DISTANCE	PERCENT TOTAL DISTANCE	PERCENT TOTAL DISTANCE	PERCENT TOTAL DISTANCE
X#0 2 4 6 8	X#0 2 4 6 8	X#0 2 4 6 8	X#0 2 4 6 8	X#0 2 4 6 8	X#0 2 4 6 8	X#0 2 4 6 8	X#0 2 4 6 8
A 36.0 36.0 36.0 36.0 36.0	A 23.0 23.0 23.0 23.0 23.0	A 9.7 9.7 9.7 9.7 9.7	A 23.0 23.0 23.0 23.0 23.0	A 9.7 9.7 9.7 9.7 9.7	A 23.0 23.0 23.0 23.0 23.0	A 9.7 9.7 9.7 9.7 9.7	A 23.0 23.0 23.0 23.0 23.0
1A 36.0 35.9 35.8 35.8 35.7	1A 23.0 22.9 22.9 22.9 22.8	1A 9.6 9.5 9.4 9.4 9.3	1A 23.0 22.9 22.9 22.8 22.7	1A 9.6 9.5 9.4 9.4 9.3	1A 23.0 22.9 22.9 22.8 22.7	1A 9.6 9.5 9.4 9.4 9.3	1A 23.0 22.9 22.9 22.8 22.7
2A 35.4 34.7 34.1 33.6 32.9	2A 21.9 21.7 21.4 21.1 20.7	2A 9.3 9.3 9.2 9.2 9.2	2A 21.9 21.7 21.4 21.1 20.7	2A 9.3 9.3 9.2 9.2 9.2	2A 21.9 21.7 21.4 21.1 20.7	2A 9.3 9.3 9.2 9.2 9.2	2A 21.9 21.7 21.4 21.1 20.7
3A 32.1 31.4 30.9 30.4 29.9	3A 20.4 20.1 19.8 19.5 19.2	3A 9.1 9.0 8.9 8.9 8.8	3A 20.4 20.1 19.8 19.5 19.2	3A 9.1 9.0 8.9 8.9 8.8	3A 20.4 20.1 19.8 19.5 19.2	3A 9.1 9.0 8.9 8.9 8.8	3A 20.4 20.1 19.8 19.5 19.2
4A 29.4 28.8 28.7 28.4 28.1	4A 18.9 18.6 18.3 18.1 17.8	4A 8.7 8.7 8.6 8.5 8.5	4A 18.9 18.6 18.3 18.1 17.8	4A 8.7 8.7 8.6 8.5 8.5	4A 18.9 18.6 18.3 18.1 17.8	4A 8.7 8.7 8.6 8.5 8.5	4A 18.9 18.6 18.3 18.1 17.8
5A 27.9 27.6 27.4 27.2 27.1	5A 17.5 17.2 16.9 16.7 16.4	5A 8.5 8.4 8.4 8.3 8.3	5A 17.5 17.2 16.9 16.7 16.4	5A 8.5 8.4 8.4 8.3 8.3	5A 17.5 17.2 16.9 16.7 16.4	5A 8.5 8.4 8.4 8.3 8.3	5A 17.5 17.2 16.9 16.7 16.4
6A 26.9 26.8 26.6 26.4 26.2	6A 16.2 16.1 15.9 15.7 15.6	6A 8.3 8.3 8.2 8.2 8.2	6A 16.2 16.1 15.9 15.7 15.6	6A 8.3 8.3 8.2 8.2 8.2	6A 16.2 16.1 15.9 15.7 15.6	6A 8.3 8.3 8.2 8.2 8.2	6A 16.2 16.1 15.9 15.7 15.6
7A 25.9 25.7 25.5 25.2 24.9	7A 15.5 15.3 15.2 15.1 15.0	7A 8.2 8.1 8.1 8.1 8.0	7A 15.5 15.3 15.2 15.1 15.0	7A 8.2 8.1 8.1 8.1 8.0	7A 15.5 15.3 15.2 15.1 15.0	7A 8.2 8.1 8.1 8.1 8.0	7A 15.5 15.3 15.2 15.1 15.0
8A 24.7 24.4 24.2 24.0 23.7	8A 14.9 14.8 14.7 14.6 14.5	8A 8.0 7.9 7.9 7.9 7.8	8A 14.9 14.8 14.7 14.6 14.5	8A 8.0 7.9 7.9 7.9 7.8	8A 14.9 14.8 14.7 14.6 14.5	8A 8.0 7.9 7.9 7.9 7.8	8A 14.9 14.8 14.7 14.6 14.5
9A 23.4 23.1 22.8 22.5 22.0	9A 14.4 14.3 14.2 14.1 13.9	9A 7.8 7.8 7.8 7.8 7.7	9A 14.4 14.3 14.2 14.1 13.9	9A 7.8 7.8 7.8 7.8 7.7	9A 14.4 14.3 14.2 14.1 13.9	9A 7.8 7.8 7.8 7.8 7.7	9A 14.4 14.3 14.2 14.1 13.9
10A 21.5	10A 13.4	10A 7.5	10A 13.4	10A 7.5	10A 13.4	10A 7.5	10A 13.4

Wet Condition		Snow Condition	
PERCENT TOTAL DISTANCE	PERCENT TOTAL DISTANCE	PERCENT TOTAL DISTANCE	PERCENT TOTAL DISTANCE
X#0 2 4 6 8	X#0 2 4 6 8	X#0 2 4 6 8	X#0 2 4 6 8
A 36.0 36.0 36.0 36.0 36.0	A 23.0 23.0 23.0 23.0 23.0	A 9.7 9.7 9.7 9.7 9.7	A 23.0 23.0 23.0 23.0 23.0
1A 36.0 35.9 35.8 35.8 35.7	1A 23.0 22.9 22.9 22.8 22.7	1A 9.6 9.5 9.4 9.4 9.3	1A 23.0 22.9 22.9 22.8 22.7
2A 35.2 34.5 34.0 33.3 32.6	2A 21.8 21.5 21.2 20.8 20.5	2A 9.2 9.1 9.0 9.0 8.9	2A 21.8 21.5 21.2 20.8 20.5
3A 31.7 31.1 30.5 30.0 29.5	3A 20.2 19.9 19.5 19.3 19.0	3A 8.8 8.7 8.7 8.6 8.6	3A 20.2 19.9 19.5 19.3 19.0
4A 29.1 28.7 28.4 28.1 27.9	4A 18.7 18.3 18.0 17.6 17.3	4A 8.5 8.5 8.4 8.4 8.3	4A 18.7 18.3 18.0 17.6 17.3
5A 27.6 27.4 27.2 27.0 26.9	5A 17.8 17.6 17.3 17.0 16.7	5A 8.3 8.3 8.2 8.2 8.2	5A 17.8 17.6 17.3 17.0 16.7
6A 26.7 26.5 26.4 26.2 25.9	6A 16.8 16.5 16.3 16.1 15.8	6A 8.1 8.1 8.1 8.1 8.1	6A 16.8 16.5 16.3 16.1 15.8
7A 25.6 25.3 25.0 24.7 24.5	7A 15.2 15.1 15.0 14.9 14.8	7A 8.0 8.0 8.0 8.0 7.9	7A 15.2 15.1 15.0 14.9 14.8
8A 24.2 24.0 23.8 23.5 23.1	8A 14.7 14.6 14.5 14.4 14.3	8A 7.8 7.8 7.8 7.7 7.7	8A 14.7 14.6 14.5 14.4 14.3
9A 22.8 22.4 22.1 21.7 21.2	9A 14.2 14.1 14.0 13.9 13.7	9A 7.6 7.4 2.9 1.8 1.4	9A 14.2 14.1 14.0 13.9 13.7
10A 20.6	10A 13.5	10A 1.1	10A 13.5

Snow Condition	
PERCENT TOTAL DISTANCE	PERCENT TOTAL DISTANCE
X#0 2 4 6 8	X#0 2 4 6 8
A 23.4 23.4 23.4 23.4 23.4	A 15.4 15.4 15.4 15.4 15.4
1A 23.4 23.4 23.4 23.4 23.4	1A 15.4 15.4 15.4 15.4 15.4
2A 23.3 23.3 23.3 23.3 23.2	2A 15.4 15.4 15.4 15.4 15.4
3A 23.2 23.2 23.2 23.2 23.0	3A 15.4 15.4 15.4 15.4 15.4
4A 23.1 23.1 23.1 23.1 22.8	4A 15.4 15.4 15.4 15.4 15.4
5A 22.6 22.5 22.4 22.2 22.1	5A 15.4 15.4 15.4 15.4 15.4
6A 21.9 21.7 21.5 21.3 21.1	6A 15.4 15.4 15.4 15.4 15.4
7A 21.0 20.8 20.7 20.5 20.4	7A 15.4 15.4 15.4 15.4 15.4
8A 20.3 20.1 20.0 19.9 19.6	8A 15.4 15.4 15.4 15.4 15.4
9A 19.4 19.2 18.9 18.7 18.3	9A 15.4 15.4 15.4 15.4 15.4
10A 17.9	10A 15.4

Table B-2  
Speed Profile for MS48E1

Primary Roads		Secondary Roads		Trails		Off-Road	
Dry Condition		Dry Condition		Dry Condition		Dry Condition	
PERCENT TOTAL DISTANCE	PERCENT TOTAL DISTANCE	PERCENT TOTAL DISTANCE	PERCENT TOTAL DISTANCE	PERCENT TOTAL DISTANCE	PERCENT TOTAL DISTANCE	PERCENT TOTAL DISTANCE	PERCENT TOTAL DISTANCE
X=0	X=0	X=0	X=0	X=0	X=0	X=0	X=0
2	2	2	2	2	2	2	2
4	4	4	4	4	4	4	4
6	6	6	6	6	6	6	6
8	8	8	8	8	8	8	8
X 48.0 48.0 48.0 48.0 48.0	X 48.0 48.0 48.0 48.0 48.0	X 48.0 48.0 48.0 48.0 48.0	X 48.0 48.0 48.0 48.0 48.0	X 24.0 24.0 24.0 24.0 24.1	X 39.8 31.0 29.1 26.7 25.3	X 26.1 22.6 20.8 19.6 18.9	X 39.8 31.0 29.1 26.7 25.3
1X 48.0 48.0 48.0 48.0 48.0	1X 48.0 48.0 48.0 48.0 48.0	1X 48.0 48.0 48.0 48.0 48.0	1X 48.0 48.0 48.0 48.0 48.0	1X 23.6 23.3 23.1 22.9 22.8	1X 24.2 23.5 22.9 22.3 21.9	1X 18.3 17.8 17.3 16.9 16.4	1X 24.2 23.5 22.9 22.3 21.9
2X 48.0 48.0 48.0 48.0 48.0	2X 48.0 48.0 48.0 48.0 48.0	2X 48.0 48.0 48.0 48.0 48.0	2X 48.0 48.0 48.0 48.0 48.0	2X 22.6 22.5 22.3 21.8 21.4	2X 21.4 21.0 20.7 20.4 20.2	2X 16.0 15.6 15.3 15.0 14.8	2X 21.4 21.0 20.7 20.4 20.2
3X 48.0 48.0 48.0 48.0 48.0	3X 48.0 48.0 48.0 48.0 48.0	3X 48.0 48.0 48.0 48.0 48.0	3X 48.0 48.0 48.0 48.0 48.0	3X 21.1 20.8 20.6 20.3 19.9	3X 20.8 19.8 19.5 19.3 19.0	3X 14.6 14.3 14.2 14.0 13.8	3X 20.8 19.8 19.5 19.3 19.0
4X 48.0 48.0 48.0 48.0 48.0	4X 48.0 48.0 48.0 48.0 48.0	4X 48.0 48.0 48.0 48.0 48.0	4X 48.0 48.0 48.0 48.0 48.0	4X 19.4 18.8 18.2 17.7 17.3	4X 18.7 18.5 18.2 18.0 17.7	4X 13.7 13.5 13.4 13.2 13.1	4X 18.7 18.5 18.2 18.0 17.7
5X 48.0 48.0 48.0 48.0 48.0	5X 48.0 48.0 48.0 48.0 48.0	5X 48.0 48.0 48.0 48.0 48.0	5X 48.0 48.0 48.0 48.0 48.0	5X 17.0 16.6 16.3 16.1 15.8	5X 17.5 17.3 17.0 16.8 16.5	5X 13.0 12.8 12.7 12.6 12.4	5X 17.5 17.3 17.0 16.8 16.5
6X 48.0 48.0 48.0 48.0 48.0	6X 48.0 48.0 48.0 48.0 48.0	6X 48.0 48.0 48.0 48.0 48.0	6X 48.0 48.0 48.0 48.0 48.0	6X 15.6 15.4 15.2 15.1 14.9	6X 16.3 16.1 15.8 15.6 15.4	6X 12.3 12.2 12.0 11.9 11.8	6X 16.3 16.1 15.8 15.6 15.4
7X 48.0 48.0 48.0 48.0 48.0	7X 48.0 48.0 48.0 48.0 48.0	7X 48.0 48.0 48.0 48.0 48.0	7X 48.0 48.0 48.0 48.0 48.0	7X 14.8 14.6 14.4 14.2 14.0	7X 15.2 15.0 14.7 14.5 14.3	7X 11.7 11.5 11.4 11.3 11.1	7X 15.2 15.0 14.7 14.5 14.3
8X 48.0 48.0 48.0 48.0 48.0	8X 48.0 48.0 48.0 48.0 48.0	8X 48.0 48.0 48.0 48.0 48.0	8X 48.0 48.0 48.0 48.0 48.0	8X 13.8 13.7 13.5 13.4 13.3	8X 14.1 13.9 13.7 13.5 13.2	8X 11.0 10.8 10.7 10.5 10.2	8X 14.1 13.9 13.7 13.5 13.2
9X 48.0 48.0 48.0 48.0 48.0	9X 48.0 48.0 48.0 48.0 48.0	9X 48.0 48.0 48.0 48.0 48.0	9X 48.0 48.0 48.0 48.0 48.0	9X 13.1 13.0 12.9 12.6 12.2	9X 13.3 13.1 12.9 12.6 12.2	9X 4.2 2.2 1.5 1.2 1.0	9X 13.3 13.1 12.9 12.6 12.2
10X 48.0 48.0 48.0 48.0 48.0	10X 48.0 48.0 48.0 48.0 48.0	10X 48.0 48.0 48.0 48.0 48.0	10X 48.0 48.0 48.0 48.0 48.0	10X 11.9	10X 11.9	10X 0.8	10X 11.9
<u>Wet Condition</u>		<u>Wet Condition</u>		<u>Wet Condition</u>		<u>Wet Condition</u>	
PERCENT TOTAL DISTANCE	PERCENT TOTAL DISTANCE	PERCENT TOTAL DISTANCE	PERCENT TOTAL DISTANCE	PERCENT TOTAL DISTANCE	PERCENT TOTAL DISTANCE	PERCENT TOTAL DISTANCE	PERCENT TOTAL DISTANCE
X=0	X=0	X=0	X=0	X=0	X=0	X=0	X=0
2	2	2	2	2	2	2	2
4	4	4	4	4	4	4	4
6	6	6	6	6	6	6	6
8	8	8	8	8	8	8	8
X 48.0 48.0 48.0 48.0 48.0	X 48.0 48.0 48.0 48.0 48.0	X 48.0 48.0 48.0 48.0 48.0	X 48.0 48.0 48.0 48.0 48.0	X 24.0 24.7 24.3 23.5 23.1	X 26.1 22.6 20.8 19.6 18.9	X 26.1 22.6 20.8 19.6 18.9	X 26.1 22.6 20.8 19.6 18.9
1X 48.0 48.0 48.0 48.0 48.0	1X 48.0 48.0 48.0 48.0 48.0	1X 48.0 48.0 48.0 48.0 48.0	1X 48.0 48.0 48.0 48.0 48.0	1X 22.0 22.6 22.3 22.0 21.8	1X 18.3 17.8 17.3 16.9 16.4	1X 18.3 17.8 17.3 16.9 16.4	1X 18.3 17.8 17.3 16.9 16.4
2X 48.0 48.0 48.0 48.0 48.0	2X 48.0 48.0 48.0 48.0 48.0	2X 48.0 48.0 48.0 48.0 48.0	2X 48.0 48.0 48.0 48.0 48.0	2X 21.5 21.2 21.0 20.7 20.4	2X 16.0 15.6 15.3 15.0 14.8	2X 16.0 15.6 15.3 15.0 14.8	2X 16.0 15.6 15.3 15.0 14.8
3X 48.0 48.0 48.0 48.0 48.0	3X 48.0 48.0 48.0 48.0 48.0	3X 48.0 48.0 48.0 48.0 48.0	3X 48.0 48.0 48.0 48.0 48.0	3X 20.1 19.9 19.7 19.4 19.0	3X 14.6 14.3 14.2 14.0 13.8	3X 14.6 14.3 14.2 14.0 13.8	3X 14.6 14.3 14.2 14.0 13.8
4X 48.0 48.0 48.0 48.0 48.0	4X 48.0 48.0 48.0 48.0 48.0	4X 48.0 48.0 48.0 48.0 48.0	4X 48.0 48.0 48.0 48.0 48.0	4X 18.4 17.8 17.4 17.0 16.6	4X 13.7 13.5 13.4 13.2 13.1	4X 13.7 13.5 13.4 13.2 13.1	4X 13.7 13.5 13.4 13.2 13.1
5X 48.0 48.0 48.0 48.0 48.0	5X 48.0 48.0 48.0 48.0 48.0	5X 48.0 48.0 48.0 48.0 48.0	5X 48.0 48.0 48.0 48.0 48.0	5X 16.3 16.0 15.6 15.5 15.3	5X 13.0 12.8 12.7 12.6 12.4	5X 13.0 12.8 12.7 12.6 12.4	5X 13.0 12.8 12.7 12.6 12.4
6X 48.0 48.0 48.0 48.0 48.0	6X 48.0 48.0 48.0 48.0 48.0	6X 48.0 48.0 48.0 48.0 48.0	6X 48.0 48.0 48.0 48.0 48.0	6X 15.1 15.0 14.8 14.7 14.5	6X 12.3 12.2 12.0 11.9 11.8	6X 12.3 12.2 12.0 11.9 11.8	6X 12.3 12.2 12.0 11.9 11.8
7X 48.0 48.0 48.0 48.0 48.0	7X 48.0 48.0 48.0 48.0 48.0	7X 48.0 48.0 48.0 48.0 48.0	7X 48.0 48.0 48.0 48.0 48.0	7X 14.4 14.2 14.0 13.8 13.6	7X 11.7 11.5 11.4 11.3 11.1	7X 11.7 11.5 11.4 11.3 11.1	7X 11.7 11.5 11.4 11.3 11.1
8X 48.0 48.0 48.0 48.0 48.0	8X 48.0 48.0 48.0 48.0 48.0	8X 48.0 48.0 48.0 48.0 48.0	8X 48.0 48.0 48.0 48.0 48.0	8X 13.5 13.3 13.2 13.1 13.0	8X 11.0 10.8 10.7 10.5 10.2	8X 11.0 10.8 10.7 10.5 10.2	8X 11.0 10.8 10.7 10.5 10.2
9X 48.0 48.0 48.0 48.0 48.0	9X 48.0 48.0 48.0 48.0 48.0	9X 48.0 48.0 48.0 48.0 48.0	9X 48.0 48.0 48.0 48.0 48.0	9X 12.9 12.7 12.5 12.3 11.8	9X 4.2 2.2 1.5 1.2 1.0	9X 4.2 2.2 1.5 1.2 1.0	9X 4.2 2.2 1.5 1.2 1.0
10X 48.0 48.0 48.0 48.0 48.0	10X 48.0 48.0 48.0 48.0 48.0	10X 48.0 48.0 48.0 48.0 48.0	10X 48.0 48.0 48.0 48.0 48.0	10X 11.0	10X 0.8	10X 0.8	10X 11.0
<u>Snow Condition</u>		<u>Snow Condition</u>		<u>Snow Condition</u>		<u>Snow Condition</u>	
PERCENT TOTAL DISTANCE	PERCENT TOTAL DISTANCE	PERCENT TOTAL DISTANCE	PERCENT TOTAL DISTANCE	PERCENT TOTAL DISTANCE	PERCENT TOTAL DISTANCE	PERCENT TOTAL DISTANCE	PERCENT TOTAL DISTANCE
X=0	X=0	X=0	X=0	X=0	X=0	X=0	X=0
2	2	2	2	2	2	2	2
4	4	4	4	4	4	4	4
6	6	6	6	6	6	6	6
8	8	8	8	8	8	8	8
X 48.0 48.0 48.0 48.0 48.0	X 48.0 48.0 48.0 48.0 48.0	X 48.0 48.0 48.0 48.0 48.0	X 48.0 48.0 48.0 48.0 48.0	X 24.0 24.8 24.8 24.8 24.5	X 39.2 38.1 27.2 25.6 24.1	X 39.2 38.1 27.2 25.6 24.1	X 39.2 38.1 27.2 25.6 24.1
1X 48.0 48.0 48.0 48.0 48.0	1X 48.0 48.0 48.0 48.0 48.0	1X 48.0 48.0 48.0 48.0 48.0	1X 48.0 48.0 48.0 48.0 48.0	1X 23.9 23.5 23.3 23.1 22.9	1X 23.3 22.5 21.8 21.2 20.7	1X 23.3 22.5 21.8 21.2 20.7	1X 23.3 22.5 21.8 21.2 20.7
2X 48.0 48.0 48.0 48.0 48.0	2X 48.0 48.0 48.0 48.0 48.0	2X 48.0 48.0 48.0 48.0 48.0	2X 48.0 48.0 48.0 48.0 48.0	2X 22.0 22.0 22.0 22.0 21.7	2X 20.3 19.8 19.4 18.9 18.6	2X 20.3 19.8 19.4 18.9 18.6	2X 20.3 19.8 19.4 18.9 18.6
3X 48.0 48.0 48.0 48.0 48.0	3X 48.0 48.0 48.0 48.0 48.0	3X 48.0 48.0 48.0 48.0 48.0	3X 48.0 48.0 48.0 48.0 48.0	3X 21.4 21.0 20.8 20.6 20.1	3X 18.2 17.9 17.6 17.3 17.1	3X 18.2 17.9 17.6 17.3 17.1	3X 18.2 17.9 17.6 17.3 17.1
4X 48.0 48.0 48.0 48.0 48.0	4X 48.0 48.0 48.0 48.0 48.0	4X 48.0 48.0 48.0 48.0 48.0	4X 48.0 48.0 48.0 48.0 48.0	4X 19.6 19.0 18.4 17.9 17.4	4X 16.8 16.6 16.4 16.2 16.0	4X 16.8 16.6 16.4 16.2 16.0	4X 16.8 16.6 16.4 16.2 16.0
5X 48.0 48.0 48.0 48.0 48.0	5X 48.0 48.0 48.0 48.0 48.0	5X 48.0 48.0 48.0 48.0 48.0	5X 48.0 48.0 48.0 48.0 48.0	5X 17.1 16.7 16.4 16.2 15.9	5X 15.8 15.6 15.4 15.2 15.0	5X 15.8 15.6 15.4 15.2 15.0	5X 15.8 15.6 15.4 15.2 15.0
6X 48.0 48.0 48.0 48.0 48.0	6X 48.0 48.0 48.0 48.0 48.0	6X 48.0 48.0 48.0 48.0 48.0	6X 48.0 48.0 48.0 48.0 48.0	6X 15.7 15.5 15.3 15.1 15.0	6X 14.8 14.6 14.4 14.2 14.0	6X 14.8 14.6 14.4 14.2 14.0	6X 14.8 14.6 14.4 14.2 14.0
7X 48.0 48.0 48.0 48.0 48.0	7X 48.0 48.0 48.0 48.0 48.0	7X 48.0 48.0 48.0 48.0 48.0	7X 48.0 48.0 48.0 48.0 48.0	7X 14.8 14.7 14.4 14.2 14.1	7X 13.8 13.7 13.5 13.4 13.3	7X 13.8 13.7 13.5 13.4 13.3	7X 13.8 13.7 13.5 13.4 13.3
8X 48.0 48.0 48.0 48.0 48.0	8X 48.0 48.0 48.0 48.0 48.0	8X 48.0 48.0 48.0 48.0 48.0	8X 48.0 48.0 48.0 48.0 48.0	8X 13.9 13.7 13.6 13.4 13.3	8X 12.0 12.8 12.6 12.5 12.3	8X 12.0 12.8 12.6 12.5 12.3	8X 12.0 12.8 12.6 12.5 12.3
9X 48.0 48.0 48.0 48.0 48.0	9X 48.0 48.0 48.0 48.0 48.0	9X 48.0 48.0 48.0 48.0 48.0	9X 48.0 48.0 48.0 48.0 48.0	9X 13.2 13.1 12.9 12.7 12.3	9X 12.0 12.8 12.6 12.5 12.3	9X 12.0 12.8 12.6 12.5 12.3	9X 12.0 12.8 12.6 12.5 12.3
10X 48.0 48.0 48.0 48.0 48.0	10X 48.0 48.0 48.0 48.0 48.0	10X 48.0 48.0 48.0 48.0 48.0	10X 48.0 48.0 48.0 48.0 48.0	10X 11.9	10X 11.9	10X 11.9	10X 11.9

Table B43  
Speed Profile for M548E1 (Extended)

Primary Roads					Secondary Roads					Trails					Off-Road				
PERCENT TOTAL DISTANCE					PERCENT TOTAL DISTANCE					PERCENT TOTAL DISTANCE					PERCENT TOTAL DISTANCE				
X=0	2	4	6	8	X=0	2	4	6	8	X=0	2	4	6	8	X=0	2	4	6	8
A 35.8	35.8	35.8	35.8	35.8	A 35.8	35.8	35.8	35.8	35.8	A 20.0	20.0	20.0	20.0	19.4	A 35.6	27.9	26.7	26.1	25.3
1A 35.8	35.8	35.8	35.8	35.8	1A 35.8	35.8	35.8	35.8	35.7	1A 18.9	18.6	18.3	18.2	18.0	1A 24.9	24.3	23.8	23.3	22.8
2A 35.8	35.8	35.8	35.8	35.8	2A 35.3	34.8	34.0	33.3	32.7	2A 17.9	17.8	17.7	17.6	17.1	2A 22.5	22.1	21.7	21.3	21.0
3A 35.8	35.8	35.8	35.8	35.8	3A 32.2	31.8	31.5	31.2	30.9	3A 16.5	16.1	15.7	15.4	15.1	3A 28.7	28.4	28.2	27.9	27.7
4A 35.8	35.8	35.8	35.8	35.8	4A 30.6	30.4	30.2	30.0	29.8	4A 14.8	14.4	14.0	13.6	13.3	4A 19.5	19.3	19.1	18.9	18.6
5A 35.8	35.8	35.7	35.6	35.4	5A 29.0	28.4	28.3	28.1	28.0	5A 13.0	12.7	12.5	12.3	12.1	5A 18.3	18.0	17.6	17.3	17.0
6A 35.3	35.2	35.0	34.9	34.8	6A 28.7	28.5	28.2	28.0	27.7	6A 11.9	11.8	11.6	11.5	11.4	6A 16.7	16.4	16.0	15.7	15.4
7A 34.7	34.6	34.5	34.3	33.9	7A 27.5	27.3	27.1	26.9	26.6	7A 11.3	11.2	11.1	10.9	10.8	7A 15.1	14.9	14.6	14.3	14.0
8A 33.4	32.9	32.4	31.8	31.0	8A 26.3	26.0	25.7	25.3	24.9	8A 10.7	10.5	10.4	10.3	10.2	8A 13.2	13.4	13.2	12.9	12.6
9A 30.3	29.7	29.1	28.4	27.5	9A 24.5	24.1	23.7	23.2	22.5	9A 10.1	10.1	10.0	9.8	9.6	9A 12.3	12.0	6.7	2.8	1.8
10A 26.6					10A 21.9					10A 9.5					10A 1.4				
PERCENT TOTAL DISTANCE					PERCENT TOTAL DISTANCE					PERCENT TOTAL DISTANCE					PERCENT TOTAL DISTANCE				
X=0	2	4	6	8	X=0	2	4	6	8	X=0	2	4	6	8	X=0	2	4	6	8
A 35.8	35.8	35.8	35.8	35.8	A 35.8	35.8	35.8	35.8	35.8	A 20.0	20.0	19.6	19.3	19.0	A 27.9	24.9	23.8	22.8	21.6
1A 35.8	35.8	35.8	35.8	35.8	1A 35.8	35.8	35.8	35.8	35.7	1A 18.6	18.3	18.1	17.9	17.8	1A 28.9	28.2	19.7	19.4	19.0
2A 35.8	35.8	35.8	35.8	35.8	2A 35.3	34.6	33.7	33.1	32.5	2A 17.6	17.5	17.4	17.2	16.8	2A 18.6	18.2	17.9	17.6	17.4
3A 35.8	35.8	35.8	35.8	35.8	3A 32.0	31.7	31.3	31.0	30.6	3A 16.3	15.9	15.5	15.2	14.9	3A 17.2	17.1	16.9	16.8	16.6
4A 35.8	35.8	35.8	35.8	35.8	4A 30.5	30.3	30.1	29.9	29.7	4A 14.6	14.2	13.8	13.4	13.1	4A 16.5	16.3	16.1	16.0	15.8
5A 35.8	35.8	35.6	35.5	35.3	5A 29.5	29.3	29.2	29.0	28.8	5A 12.8	12.6	12.4	12.2	12.0	5A 15.5	15.3	15.1	14.8	14.6
6A 35.2	35.1	35.0	34.9	34.8	6A 28.5	28.2	27.9	27.5	6A 11.8	11.7	11.5	11.4	11.3	6A 14.4	14.2	13.9	13.7	13.5	
7A 34.7	34.5	34.2	33.9	33.4	7A 27.3	27.1	26.8	26.6	26.3	7A 11.2	11.1	11.0	10.8	10.7	7A 13.3	13.0	12.9	12.7	12.4
8A 32.8	32.1	31.5	30.8	30.0	8A 26.0	25.6	25.2	24.8	24.4	8A 10.6	10.5	10.4	10.3	10.2	8A 12.2	12.0	11.8	11.6	11.4
9A 29.1	28.4	27.7	27.0	26.1	9A 23.9	23.4	23.0	22.4	21.7	9A 10.1	10.0	9.9	9.8	9.6	9A 11.2	10.9	6.4	2.8	1.8
10A 25.1					10A 21.1					10A 9.4					10A 1.3				
PERCENT TOTAL DISTANCE					PERCENT TOTAL DISTANCE					PERCENT TOTAL DISTANCE					PERCENT TOTAL DISTANCE				
X=0	2	4	6	8	X=0	2	4	6	8	X=0	2	4	6	8	X=0	2	4	6	8
A 35.8	35.8	35.8	35.8	35.8	A 35.8	35.8	35.8	35.8	35.8	A 20.0	20.0	20.0	20.0	19.9	A 33.9	29.9	28.3	27.6	26.9
1A 35.8	35.8	35.8	35.8	35.8	1A 35.8	35.8	35.8	35.8	35.8	1A 19.0	18.9	18.6	18.4	18.3	1A 26.0	25.2	24.3	23.4	22.7
2A 35.8	35.8	35.8	35.8	35.8	2A 35.6	35.3	35.0	34.7	34.4	2A 18.1	18.0	18.0	17.8	17.3	2A 22.0	21.3	20.8	20.3	19.9
3A 35.8	35.8	35.8	35.8	35.8	3A 33.8	33.2	32.8	32.4	32.0	3A 16.7	16.3	15.9	15.5	15.2	3A 19.5	19.1	18.7	18.4	18.0
4A 35.8	35.8	35.8	35.8	35.8	4A 31.7	31.4	31.2	30.9	30.7	4A 15.0	14.5	14.1	13.7	13.4	4A 17.7	17.5	17.2	17.0	16.8
5A 35.8	35.8	35.7	35.6	35.5	5A 30.5	30.4	30.2	30.1	29.9	5A 13.1	12.8	12.6	12.3	12.2	5A 16.5	16.2	15.9	15.6	15.3
6A 35.4	35.3	35.2	35.1	35.0	6A 29.7	29.5	29.2	28.9	28.6	6A 12.0	11.8	11.7	11.6	11.4	6A 15.0	14.8	14.5	14.2	14.0
7A 34.9	34.7	34.4	34.0	33.4	7A 28.3	28.0	27.5	27.1	26.6	7A 11.3	11.2	11.1	11.0	10.8	7A 13.7	13.5	13.3	13.1	12.8
8A 32.7	32.8	31.3	30.5	29.7	8A 26.1	25.6	24.9	24.3	23.6	8A 10.7	10.6	10.5	10.4	10.3	8A 12.6	12.4	12.1	11.9	11.7
9A 28.8	28.8	27.3	26.6	25.6	9A 22.9	22.2	21.6	20.9	20.0	9A 10.2	10.1	10.0	9.9	9.7	9A 11.5	11.1	6.5	2.8	1.8
10A 24.6					10A 19.2					10A 9.5					10A 1.3				

Table B44  
Speed Profile for MIL3AL (Extended)

Primary Roads		Secondary Roads		Trails		Off-Road	
PERCENT TOTAL DISTANCE		PERCENT TOTAL DISTANCE		PERCENT TOTAL DISTANCE		PERCENT TOTAL DISTANCE	
X=0	X=6	X=0	X=6	X=0	X=6	X=0	X=6
A 35.0	35.0	A 35.0	35.0	A 35.0	35.0	A 35.0	35.0
1A 35.0	35.0	1A 35.0	35.0	1A 35.0	35.0	1A 35.0	35.0
2A 35.0	35.0	2A 35.0	35.0	2A 35.0	35.0	2A 35.0	35.0
3A 35.0	35.0	3A 35.0	35.0	3A 35.0	35.0	3A 35.0	35.0
4A 35.0	35.0	4A 35.0	35.0	4A 35.0	35.0	4A 35.0	35.0
5A 35.0	35.0	5A 35.0	35.0	5A 35.0	35.0	5A 35.0	35.0
6A 35.0	35.0	6A 35.0	35.0	6A 35.0	35.0	6A 35.0	35.0
7A 35.0	35.0	7A 35.0	35.0	7A 35.0	35.0	7A 35.0	35.0
8A 35.0	35.0	8A 35.0	35.0	8A 35.0	35.0	8A 35.0	35.0
9A 35.0	35.0	9A 35.0	35.0	9A 35.0	35.0	9A 35.0	35.0
10A 35.0	35.0	10A 35.0	35.0	10A 35.0	35.0	10A 35.0	35.0

Dry Condition		Wet Condition		Snow Condition	
PERCENT TOTAL DISTANCE		PERCENT TOTAL DISTANCE		PERCENT TOTAL DISTANCE	
X=0	X=6	X=0	X=6	X=0	X=6
A 35.0	35.0	A 35.0	35.0	A 35.0	35.0
1A 35.0	35.0	1A 35.0	35.0	1A 35.0	35.0
2A 35.0	35.0	2A 35.0	35.0	2A 35.0	35.0
3A 35.0	35.0	3A 35.0	35.0	3A 35.0	35.0
4A 35.0	35.0	4A 35.0	35.0	4A 35.0	35.0
5A 35.0	35.0	5A 35.0	35.0	5A 35.0	35.0
6A 35.0	35.0	6A 35.0	35.0	6A 35.0	35.0
7A 35.0	35.0	7A 35.0	35.0	7A 35.0	35.0
8A 35.0	35.0	8A 35.0	35.0	8A 35.0	35.0
9A 35.0	35.0	9A 35.0	35.0	9A 35.0	35.0
10A 35.0	35.0	10A 35.0	35.0	10A 35.0	35.0

Dry Condition		Wet Condition		Snow Condition	
PERCENT TOTAL DISTANCE		PERCENT TOTAL DISTANCE		PERCENT TOTAL DISTANCE	
X=0	X=6	X=0	X=6	X=0	X=6
A 35.0	35.0	A 35.0	35.0	A 35.0	35.0
1A 35.0	35.0	1A 35.0	35.0	1A 35.0	35.0
2A 35.0	35.0	2A 35.0	35.0	2A 35.0	35.0
3A 35.0	35.0	3A 35.0	35.0	3A 35.0	35.0
4A 35.0	35.0	4A 35.0	35.0	4A 35.0	35.0
5A 35.0	35.0	5A 35.0	35.0	5A 35.0	35.0
6A 35.0	35.0	6A 35.0	35.0	6A 35.0	35.0
7A 35.0	35.0	7A 35.0	35.0	7A 35.0	35.0
8A 35.0	35.0	8A 35.0	35.0	8A 35.0	35.0
9A 35.0	35.0	9A 35.0	35.0	9A 35.0	35.0
10A 35.0	35.0	10A 35.0	35.0	10A 35.0	35.0

Table B45

Speed Profile for Volkswagen LT15, 1/2-Ton, 4x4

Private Roads					Secondary Roads					Trails					Off-Road				
Dry Condition					Dry Condition					Wet Condition					Snow Condition				
PERCENT TOTAL DISTANCE					PERCENT TOTAL DISTANCE					PERCENT TOTAL DISTANCE					PERCENT TOTAL DISTANCE				
X=0	2	4	6	8	X=0	2	4	6	8	X=0	2	4	6	8	X=0	2	4	6	8
55.0	55.0	55.0	55.0	55.0	50.0	50.0	50.0	50.0	50.0	25.0	25.0	25.0	25.0	25.0	45.2	45.2	41.1	38.9	36.6
1x	34.9	33.5	32.2	31.1	1x	24.1	23.5	23.1	22.8	1x	24.1	23.5	23.1	22.8	1x	34.9	33.5	32.2	31.1
2x	29.4	28.7	28.1	27.4	2x	49.8	49.4	49.1	48.7	2x	22.4	22.3	22.1	21.8	2x	29.4	28.7	28.1	27.4
3x	26.1	25.5	24.9	24.3	3x	46.0	45.9	45.9	45.9	3x	20.4	20.4	20.1	19.8	3x	26.1	25.5	24.9	24.3
4x	23.3	22.8	22.3	21.8	4x	43.1	42.4	41.8	41.3	4x	19.2	18.3	17.5	16.8	4x	23.3	22.8	22.3	21.8
5x	20.7	20.3	19.9	19.3	5x	40.3	39.9	39.6	39.2	5x	15.7	15.3	14.9	14.6	5x	20.7	20.3	19.9	19.3
6x	17.5	16.9	16.2	15.6	6x	36.7	36.4	36.2	35.7	6x	14.0	13.7	13.5	13.3	6x	17.5	16.9	16.2	15.6
7x	14.5	14.0	13.5	13.1	7x	37.4	37.1	36.7	36.2	7x	13.0	12.8	12.6	12.3	7x	14.5	14.0	13.5	13.1
8x	12.3	11.9	11.5	11.1	8x	35.1	34.4	33.6	32.8	8x	11.6	11.3	11.1	10.9	8x	12.3	11.9	11.5	11.1
9x	10.7	10.4	10.2	9.9	9x	31.1	30.3	29.5	28.6	9x	10.4	10.3	10.1	9.9	9x	10.7	10.4	10.2	9.9
10x	9.3	9.1	8.8	8.5	10x	26.4				10x	9.5				10x	9.3	9.1	8.8	8.5
11x	8.1	7.9	7.7	7.5											11x	8.1	7.9	7.7	7.5
12x	7.0	6.8	6.6	6.4											12x	7.0	6.8	6.6	6.4
13x	6.0	5.8	5.6	5.4											13x	6.0	5.8	5.6	5.4
14x	5.0	4.8	4.6	4.4											14x	5.0	4.8	4.6	4.4
15x	4.0	3.8	3.6	3.4											15x	4.0	3.8	3.6	3.4
16x	3.0	2.8	2.6	2.4											16x	3.0	2.8	2.6	2.4
17x	2.0	1.8	1.6	1.4											17x	2.0	1.8	1.6	1.4
18x	1.0	0.8	0.6	0.4											18x	1.0	0.8	0.6	0.4
19x	0.5	0.4	0.3	0.2											19x	0.5	0.4	0.3	0.2
20x	0.2	0.1	0.1	0.0											20x	0.2	0.1	0.1	0.0



Table B47  
Speed Profile for GERMAN MAN, 6x6 (7-Ton)

Primary Roads		Secondary Roads		Trails		Off-Road	
PERCENT TOTAL DISTANCE		PERCENT TOTAL DISTANCE		PERCENT TOTAL DISTANCE		PERCENT TOTAL DISTANCE	
X=0	X=6	X=0	X=6	X=0	X=6	X=0	X=6
1A 54.0	54.0	1A 40.0	40.0	1A 17.4	17.4	1A 30.8	31.8
1A 54.0	54.0	1A 39.9	39.6	1A 17.0	16.6	1A 29.0	24.0
2A 52.9	51.1	2A 37.5	36.8	2A 15.8	15.7	2A 21.8	21.4
3A 48.4	47.8	3A 33.9	33.2	3A 14.9	14.6	3A 20.2	20.0
4A 46.0	45.7	4A 30.8	29.3	4A 13.8	13.5	4A 19.1	18.8
5A 44.5	44.1	5A 27.3	26.9	5A 12.2	12.0	5A 17.9	17.7
6A 42.9	42.5	6A 25.7	25.5	6A 11.3	11.1	6A 16.7	16.5
7A 40.9	40.6	7A 24.7	24.5	7A 10.7	10.6	7A 15.5	15.3
8A 38.2	37.4	8A 23.7	23.5	8A 10.0	9.9	8A 14.3	14.0
9A 33.7	32.8	9A 22.4	22.1	9A 9.4	9.2	9A 12.6	12.1
10A 28.9		10A 20.3		10A 8.8		10A 11.3	
<b>Dry Condition</b>							
PERCENT TOTAL DISTANCE		PERCENT TOTAL DISTANCE		PERCENT TOTAL DISTANCE		PERCENT TOTAL DISTANCE	
X=0	X=6	X=0	X=6	X=0	X=6	X=0	X=6
1A 54.0	54.0	1A 40.0	40.0	1A 17.4	17.4	1A 30.8	31.8
1A 54.0	54.0	1A 39.9	39.6	1A 17.0	16.6	1A 29.0	24.0
2A 52.7	51.8	2A 37.4	36.7	2A 15.6	15.5	2A 21.8	21.4
3A 48.2	47.6	3A 33.7	33.0	3A 14.7	14.4	3A 20.2	20.0
4A 45.9	45.6	4A 30.6	29.0	4A 13.5	13.2	4A 19.1	18.6
5A 44.2	43.9	5A 27.0	26.7	5A 12.0	11.8	5A 17.9	17.4
6A 42.7	42.4	6A 25.5	25.1	6A 11.2	11.0	6A 16.7	16.2
7A 40.6	40.2	7A 24.5	24.3	7A 10.6	10.5	7A 15.5	15.0
8A 37.3	36.3	8A 23.5	23.2	8A 9.9	9.8	8A 14.3	13.8
9A 32.2	31.2	9A 21.9	21.6	9A 9.3	9.1	9A 12.6	12.0
10A 27.1		10A 19.7		10A 8.8		10A 11.3	
<b>Wet Condition</b>							
PERCENT TOTAL DISTANCE		PERCENT TOTAL DISTANCE		PERCENT TOTAL DISTANCE		PERCENT TOTAL DISTANCE	
X=0	X=6	X=0	X=6	X=0	X=6	X=0	X=6
1A 54.0	54.0	1A 40.0	40.0	1A 17.4	17.4	1A 30.8	31.8
1A 54.0	54.0	1A 39.9	39.6	1A 16.5	16.2	1A 29.0	24.0
2A 52.7	51.8	2A 37.4	36.7	2A 15.6	15.5	2A 21.8	21.4
3A 48.2	47.6	3A 33.7	33.0	3A 14.7	14.4	3A 20.2	20.0
4A 45.9	45.6	4A 30.6	29.0	4A 13.5	13.2	4A 19.1	18.6
5A 44.2	43.9	5A 27.0	26.7	5A 12.0	11.8	5A 17.9	17.4
6A 42.7	42.4	6A 25.5	25.1	6A 11.2	11.0	6A 16.7	16.2
7A 40.6	40.2	7A 24.5	24.3	7A 10.6	10.5	7A 15.5	15.0
8A 37.3	36.3	8A 23.5	23.2	8A 9.9	9.8	8A 14.3	13.8
9A 32.2	31.2	9A 21.9	21.6	9A 9.3	9.1	9A 12.6	12.0
10A 27.1		10A 19.7		10A 8.8		10A 11.3	
<b>Snow Condition</b>							
PERCENT TOTAL DISTANCE		PERCENT TOTAL DISTANCE		PERCENT TOTAL DISTANCE		PERCENT TOTAL DISTANCE	
X=0	X=6	X=0	X=6	X=0	X=6	X=0	X=6
1A 34.0	34.0	1A 33.7	33.7	1A 17.4	17.4	1A 26.1	22.4
1A 34.0	34.0	1A 33.2	32.7	1A 16.4	16.1	1A 19.6	18.4
2A 33.5	33.4	2A 30.9	30.2	2A 15.5	15.4	2A 17.7	17.4
3A 33.3	33.2	3A 28.2	27.7	3A 14.6	14.3	3A 16.4	16.2
4A 32.6	32.5	4A 25.7	25.1	4A 13.5	13.2	4A 15.5	15.4
5A 31.4	31.2	5A 24.3	24.1	5A 12.0	11.8	5A 14.8	14.7
6A 30.3	30.1	6A 23.2	23.0	6A 11.1	11.0	6A 14.1	13.9
7A 28.8	28.3	7A 22.2	22.0	7A 10.6	10.5	7A 13.3	13.1
8A 26.0	25.4	8A 21.1	20.8	8A 9.9	9.8	8A 12.4	12.3
9A 22.7		9A 19.3	19.0	9A 9.3	9.1	9A 11.4	10.8
10A 16.8		10A 16.8		10A 8.7		10A 11.3	



Table B49  
Speed Profile for M916, 6x6/M172A1 (12-Ton)

Primary Roads		Secondary Roads		Trail		Off-Road	
PERCENT TOTAL DISTANCE		PERCENT TOTAL DISTANCE		PERCENT TOTAL DISTANCE		PERCENT TOTAL DISTANCE	
X=0	X=6	X=0	X=6	X=0	X=6	X=0	X=6
1X 45.6	45.6	1X 23.0	23.0	1X 9.7	9.7	1X 16.6	16.6
1X 45.5	45.2	1X 23.0	23.0	1X 9.7	9.5	1X 16.0	15.3
2X 43.7	42.7	2X 22.6	22.5	2X 9.3	9.3	2X 13.3	12.9
3X 38.7	37.8	3X 21.4	21.1	3X 9.1	9.0	3X 11.7	11.5
4X 34.4	33.6	4X 20.2	19.8	4X 8.7	8.7	4X 10.4	10.2
5X 31.3	30.8	5X 18.5	18.1	5X 8.5	8.4	5X 9.3	9.2
6X 29.5	28.2	6X 17.0	16.7	6X 8.3	8.3	6X 8.4	8.2
7X 28.2	27.9	7X 16.0	15.9	7X 8.2	8.1	7X 7.6	7.4
8X 26.8	26.5	8X 15.4	15.3	8X 8.0	8.0	8X 7.0	6.8
9X 25.2	24.8	9X 14.9	14.8	9X 7.8	7.8	9X 6.4	6.3
10X 22.9	22.9	10X 14.3	14.3	10X 7.6	7.6	10X 1.0	1.0
<b>Wet Condition</b>							
PERCENT TOTAL DISTANCE		PERCENT TOTAL DISTANCE		PERCENT TOTAL DISTANCE		PERCENT TOTAL DISTANCE	
X=0	X=6	X=0	X=6	X=0	X=6	X=0	X=6
1X 45.6	45.6	1X 23.0	23.0	1X 9.7	9.7	1X 16.6	16.6
1X 45.5	45.2	1X 23.0	22.9	1X 9.6	9.5	1X 16.0	15.3
2X 43.6	42.5	2X 22.6	22.1	2X 9.3	9.2	2X 13.3	12.9
3X 38.4	37.5	3X 21.2	20.9	3X 9.1	9.0	3X 11.7	11.5
4X 34.0	33.2	4X 19.9	19.5	4X 8.7	8.6	4X 10.4	10.2
5X 31.0	30.6	5X 18.0	17.6	5X 8.4	8.4	5X 9.3	9.2
6X 29.3	29.1	6X 16.6	16.4	6X 8.3	8.2	6X 8.4	8.2
7X 27.9	27.6	7X 15.7	15.6	7X 8.1	8.1	7X 7.5	7.4
8X 26.4	26.1	8X 15.2	15.1	8X 7.9	7.9	8X 6.9	6.8
9X 24.5	24.0	9X 14.7	14.6	9X 7.7	7.7	9X 6.4	6.3
10X 21.9	21.9	10X 14.0	14.0	10X 7.6	7.6	10X 0.7	0.7
<b>Snow Condition</b>							
PERCENT TOTAL DISTANCE		PERCENT TOTAL DISTANCE		PERCENT TOTAL DISTANCE		PERCENT TOTAL DISTANCE	
X=0	X=6	X=0	X=6	X=0	X=6	X=0	X=6
1X 21.1	21.1	1X 21.1	21.1	1X 9.7	9.7	1X 17.3	17.3
1X 21.1	21.1	1X 20.5	20.3	1X 9.5	9.4	1X 11.9	11.5
2X 21.1	21.1	2X 19.8	19.5	2X 9.2	9.2	2X 10.7	10.6
3X 21.1	21.1	3X 18.4	18.2	3X 9.0	8.9	3X 10.0	9.8
4X 21.0	21.0	4X 17.1	16.7	4X 8.6	8.6	4X 9.0	8.8
5X 20.9	20.9	5X 15.7	15.6	5X 8.4	8.3	5X 8.1	7.9
6X 20.6	20.5	6X 15.0	14.8	6X 8.2	8.2	6X 7.3	7.1
7X 20.2	20.1	7X 14.4	14.3	7X 8.1	8.0	7X 6.7	6.6
8X 19.7	19.6	8X 14.0	13.9	8X 7.9	7.9	8X 6.2	6.1
9X 18.9	18.7	9X 13.4	13.2	9X 7.7	7.7	9X 6.0	5.9
10X 17.6	17.6	10X 13.2	13.0	10X 7.6	7.5	10X 0.5	0.5

Table B50

Percent of Distance NOGO on Trails and Percent of Area NOGOOff-Road Terrain for the Study Vehicles

Vehicles	Percent of Trails NOGO			Percent of Off-Road Terrain NOGO		
	Dry	Wet	Snow	Dry	Wet	Snow
<u>1/4- to 3/4-Ton Cargo Trucks</u>						
M151A2, 4x4	0	0	0	10.3	10.3	10.3
TARADCOM 3/4-ton HMTT, 4x4	0	0	0	9.3	9.3	9.3
Dodge Ramcharger, 4x4	0	0	0	10.4	10.4	10.4
American Motors CJ5, 4x4	0	0	0	10.4	10.4	10.4
FMC XR311, 4x4	0	0	0	10.3	10.3	10.3
<u>1-1/4-Ton Cargo Trucks</u>						
M880, 4x4	0	0	0	15.9	16.1	15.9
M890, 4x2	0	1.5	0	15.9	16.6	15.9
M561, 6x6	0	0	0	10.2	10.2	10.2
<u>2-1/2-Ton Cargo Trucks*</u>						
M35A2, 6x6	0	0	0	9.2	9.2	9.2
M35 PIP, 6x6	0	0	0	8.5	8.5	8.5
Ford LN8000, 4x4	0	0	1.5	9.4	9.4	18.3
Dodge W600, 4x4	0	0	1.5	9.5	9.5	17.3
International Harvester IH1750 4x4	0	0	6.5	10.2	10.5	28.3
M49A2C, 6x6 (Fuel Servicing)	0	0	0	9.2	9.2	9.2
German Unimog 416, 4x4	0	0	0	10.3	10.3	10.3
<u>5-Ton Cargo Trucks*</u>						
Ford LNT8000, 6x4	0	1.5	0	10.5	10.9	10.5
Ford LNT8000, 6x6	0	0	0	9.6	9.6	9.6
International Harvester IH1850, 6x4	0	1.5	6.1	16.1	17.8	31.0
International Harvester IH1850, 6x6	0	0	0	9.5	9.5	9.5
TARADCOM 5-ton HMTT, 8x8	0	0	0	6.6	6.7	6.6
German 5-ton MAN, 4x4	0	1.5	0	7.3	8.1	7.4
M813A1, 6x6	0	1.5	0	8.6	9.1	8.6
M813 PIP, 6x6	0	1.5	0	9.2	9.7	9.2
M656, 8x8	0	0	0	8.6	8.6	8.6
M816, 6x6 (Wrecker)	0	1.5	0	8.5	9.2	8.6
M813A1, 6x6 (Fuel Pods)/M105A2 (Fuel Pod)	0	1.5	0	8.9	10.4	9.1
<u>8- to 10-Ton Cargo Trucks*</u>						
TARADCOM 10-ton HMTT, 8x8	0	0	0	7.6	7.6	7.6
TARADCOM 10-ton HMTT, 8x8 (Wrecker)	0	0	0	8.5	8.5	8.5

(Continued)

\* All vehicles are considered primarily cargo carriers except as noted.

Table B50 (Concluded)

Vehicles	Percent of Trails NOGO			Percent of Off- Road Terrain NOGO		
	Dry	Wet	Snow	Dry	Wet	Snow
<u>8- to 10-Ton Cargo Trucks* (Continued)</u>						
TARADCOM 10-ton HMTT, 8x8 (Tanker)	0	0	0	7.6	7.6	7.6
Lockheed TDW902, 8x8	0	0	0	3.6	3.7	3.6
German 10-ton MAN, 8x8	0	1.5	0	7.8	8.6	7.8
M520E1 GOER, 4x4	0	1.5	0	2.2	2.9	2.2
M559 GOER, 4x4 (Tanker)	0	1.5	0	2.4	3.1	2.4
M553 GOER, 4x4 (Wrecker)	0	1.5	0	2.2	2.9	2.2
British Vauxhall MMLC, 4x4	0	96.2	0	9.2	93.5	9.2
<u>Tractor/Trailers</u>						
M757, 8x8/M870 (12-ton)	0	5.4	5.9	8.6	18.0	24.1
M916, 6x6/M870 (12-ton)	0	2.0	0.5	8.5	12.1	13.4
M818, 6x6/M127A1C (12-ton)	0	3.1	32.5	8.0	12.2	67.3
M818, 6x6/M871 Modified (22-1/2-ton)	0	3.1	6.5	10.6	19.5	29.8
M818, 6x6/M127A1C (22-1/2-ton)	0	1.5	6.1	10.6	55.4	28.0
M920, 8x6/M871 Modified (22-1/2-ton)	0	8.0	10.8	10.6	24.9	47.5
<u>Tracked Cargo Carriers</u>						
M548E1	0	0	0	5.9	9.1	6.2
M548 (Extended)	0	0	0	6.6	6.6	6.6
M113A1 (Extended)	0	0	0	5.3	5.5	5.9
<u>Special Vehicles**</u>						
VW ILTIS, 4x4	0	0	0	10.4	10.4	10.4
Dailmer-Benz, 4x4	0	0	0	8.7	8.7	8.7
German MAN, 6x6 (7-ton)	0	1.5	0	7.1	7.8	7.1
M757/M172A1	0	1.5	6.5	8.9	13.9	29.3
M916/M172A1	0	2.0	2.9	8.9	12.4	18.5

\* All vehicles are considered primarily cargo carriers except as noted.

\*\* Study vehicles added during study were included as "special vehicles" and are not listed according to payload.

Table B51

Performance Data for the Study Vehicles Crossing Linear Features  
(Water-Crossing) in the HIMO West Germany Study Area

Vehicle	Hours per Mile		
	Dry	Wet	Snow
<u>1/4-3/4-Ton Cargo Trucks</u>			
M151A2, 4x4	0.100	0.112	0.065
TARADCOM 3/4-ton HMTT, 4x4	0.101	0.093	0.105
Dodge Ramcharger, 4x4	0.101	0.111	0.106
American Motors CJ5, 4x4	0.101	0.112	0.107
FMC XR311, 4x4	0.101	0.111	0.106
<u>1-1/4-Ton Cargo Trucks</u>			
M880, 4x4	0.108	0.112	0.111
M890, 4x2	0.108	0.112	0.111
M561, 6x6	0.101	0.091	0.100
<u>2-1/2-Ton Cargo Trucks*</u>			
M35A2, 6x6	0.101	0.109	0.106
M35 PIP, 6x6	0.108	0.110	0.111
Ford LN8000, 4x4	0.108	0.110	0.111
Dodge W600, 4x4	0.106	0.110	0.110
International Harvester IH1750, 4x4	0.108	0.110	0.111
M49A2C, 6x6 (fuel servicing)	0.101	0.108	0.106
German Unimog 416, 4x4	0.101	0.111	0.106
<u>5-Ton Cargo Trucks*</u>			
Ford LNT8000, 6x4	0.108	0.110	0.111
Ford LNT8000, 6x6	0.108	0.10	0.111
International Harvester IH1850, 6x4	0.108	0.110	0.111
International Harvester IH1850, 6x6	0.108	0.110	0.111
TARADCOM 5-ton HMTT, 8x8	0.101	0.110	0.110
German 5-ton MAN, 4x4	0.108	0.110	0.111
M813A1, 6x6	0.101	0.109	0.106
M813 PIP, 6x6	0.108	0.110	0.111
M656, 8x8	0.094	0.108	0.100
M816, 6x6 (wrecker)	0.101	0.109	0.106
M813A1, 6x6 (fuel pods)/ M105A2 (fuel pod)	0.101	0.109	0.106

(Continued)

\* All vehicles are considered primarily cargo carriers except as noted.

Table B51 (Concluded)

Vehicle	Hours per Mile		
	Dry	Wet	Snow
<u>8- to 10-Ton Cargo Trucks*</u>			
TARADCOM 10-ton HMTT, 8x8	0.100	0.107	0.101
TARADCOM 10-ton HMTT, 8x8 (wrecker)	0.101	0.108	0.101
TARADCOM 10-ton HMTT, 8x8 (tanker)	0.094	0.107	0.100
Lockheed TDW902, 8x8	0.088	0.105	0.098
German 10-ton MAN, 8x8	0.100	0.106	0.101
M520E1 GOER, 4x4	0.099	0.097	0.101
M559 GOER, 4x4 (tanker)	0.098	0.101	0.096
M553 GOER, 4x4 (wrecker)	0.098	0.101	0.096
British Vauxhall MMLC, 4x4	0.101	0.109	0.106
<u>Tractor/Trailers</u>			
M756, 8x8/M870 (12-ton)	0.101	0.108	0.106
M916, 6x6/M870 (12-ton)	0.101	0.108	0.106
M818, 6x6/M127A1C (12-ton)	0.101	0.107	0.105
M818, 6x6/M871 Modified (22-1/2-ton)	0.104	0.111	0.106
M818, 6x6/M127A1C (22-1/2-ton)	0.104	0.110	0.106
M920, 8x6/M871 Modified (22-1/2-ton)	0.104	0.112	0.105
<u>Tracked Cargo Carriers</u>			
M548E1	0.047	0.052	0.049
M548 (extended)	0.048	0.053	0.049
M113A1 (extended)	0.050	0.056	0.051
<u>Special Study Vehicles**</u>			
VW ILTIS, 4x4	0.100	0.112	0.065
Dailmer-Benz, 4x4	0.101	0.109	0.106
German MAN, 6x6	0.100	0.106	0.101
M757, 8x8/M172A1 (12-ton)	0.101	0.108	0.106
M916, 6x6/M172A1 (12-ton)	0.101	0.108	0.106

\* All vehicles are considered primarily cargo carriers except as noted.

\*\* Study vehicles added during study were included as "special vehicles" and are not listed according to payload.

APPENDIX C: COMPUTATION OF MOBILITY RATING SPEED  
FOR TACTICAL MOBILITY LEVELS

1. The equation for computing mobility rating speed is given as follows:

$$V_w = \frac{100}{\frac{P}{V_C} + PT_X + \frac{100 - P}{V_R}} \quad (1)$$

where

- $V_w$  = mobility rating speed, mph, for a vehicle performing a mission for a specific area and condition
- $P$  = the percentage of expected off-road operating distance
- $V_C$  = the speed from the off-road profile, mph, corresponding to C
- $C$  = the percentage of the off-road terrain that should be negotiable
- $T_X$  = the time spent crossing linear features for each mile of off-road terrain traversed, hr/mi
- $V_R$  = the speed from the on-road speed profile, mph, corresponding to R
- $R$  = the percentage of the road and trail network that should be negotiable

2. The speed from the on-road profile,  $V_R$ , is not directly available from this study but can be computed using the speeds from the profiles of the primary and secondary roads and trails as follows:

$$V_R = \frac{100 - P}{\frac{P_P}{V_{PP}} + \frac{P_S}{V_{SP}} + \frac{P_T}{V_{TP}}} \quad (2)$$

where

- $P_P, P_S, P_T$  = percentage of the composite on- and off-road network that are primary roads, secondary roads, and trails, respectively
- $V_{PP}, V_{SP}, V_{TP}$  = the speeds (mph) from the primary road, secondary road, and trail speed profiles, respectively, that correspond to R

3. Equations 1 and 2 can be combined to yield the following:

$$V_W = \frac{100}{\frac{P}{V_C} + P T_X + \frac{P_P}{V_{PP}} + \frac{P_S}{V_{SP}} + \frac{P_T}{V_{TP}}} \quad (3)$$

4. For this report, values for  $P$ ,  $P_P$ ,  $P_S$ , and  $P_T$  in the HIMO West Germany study area can be found for each tactical mobility level (Table 54, main text). Values for  $V_C$ ,  $V_{PP}$ ,  $V_{SP}$ , and  $V_{TP}$  are available from the speed profiles for the study vehicles given in Tables B1-B49. Values for  $T_X$  for each vehicle are available in Table B51.

In accordance with letter from DAEN-RDC, DAEN-ASI dated 22 July 1977, Subject: Facsimile Catalog Cards for Laboratory Technical Publications, a facsimile catalog card in Library of Congress MARC format is reproduced below.

Randolph, Donald D

Mobility performance of selected 1/4- to 10-ton tactical trucks and cargo carriers in the HIMO West Germany study area (TACV Study) / by Donald D. Randolph. Vicksburg, Miss. : U. S. Waterways Experiment Station ; Springfield, Va. : available from National Technical Information Service, 1978.

40, p. 159, p. : ill. ; 27 cm. (Miscellaneous paper - U. S. Army Engineer Waterways Experiment Station ; M-78-10)

Prepared for U. S. Army Training and Doctrine Command, Fort Monroe, Virginia, under Reimbursable Services No. CD 4-78, Change Order C1.

References: p. 40.

1. Military vehicles. 2. Mission performance. 3. Off-road mobility. 4. On-road mobility. 5. Vehicle performance.  
I. United States. Army Training and Doctrine Command.  
II. Series: United States. Waterways Experiment Station, Vicksburg, Miss. Miscellaneous paper ; M-78-10.  
TA7.W34m no.M-78-10