

AD-A063 960


ARMY ENGINEER WATERWAYS EXPERIMENT STATION VICKSBURG MISS F/G 6/3
MECHANICAL HARVESTING OF AQUATIC PLANTS. REPORT I. FIELD EVALUA--ETC(U)
OCT 78 M M CULPEPPER, J L DECELL

UNCLASSIFIED

WES-TR-A-78-3-1-VOL-2


NL

1 OF 4
ADA
063960



AD A0 63960

DDC FILE COPY.



CONVERSION FACTORS, U. S. CUSTOMARY TO METRIC (SI)
UNITS OF MEASUREMENT

U. S. customary units of measurement used in this report can be converted to metric (SI) units as follows:

<u>Multiply</u>	<u>By</u>	<u>To Obtain</u>
feet	0.3048	metres
miles (U. S. statute)	1.609344	kilometres
cubic yards	0.7645549	cubic metres
pounds (mass)	0.45359237	kilograms
tons (2000 lb mass) per acre	0.22417	kilograms per square metre

ACCESSION for

NTIS Section

DOC Section

BY

DISTRIBUTION AUTHORITY CODES

DI

SP. CIAL

A

F1

79 01 29 021

MECHANICAL HARVESTING OF AQUATIC PLANTS

FIELD EVALUATION OF THE AQUA-TRIO SYSTEM

APPENDIX F: FIELD DATA AND DAILY SUMMARY GRAPHS

1. Evaluations of the mechanical harvesting of aquatic plants using the Aqua-Trio harvesting system were conducted by the U. S. Army Engineer Waterways Experiment Station in cooperation with and for the U. S. Army Engineer District, Jacksonville. The field effort was a program to evaluate the most readily available off-the-shelf mechanical harvesting system that had a previous performance record. The system was tested under a wide range of aquatic plant problem conditions involving emergent waterhyacinth and submersed hydrilla. Data were collected for each component of the system (i.e. the Aqua-Trio harvester, Aqua-Trio transport, and Aqua-Trio onshore conveyor and the dump trucks) and consisted of times, weights, and distances for each harvested load. The data were reduced and plotted such that all the components of the system could be compared as a function of the different plant types, densities, and operational scenarios. This Appendix includes field data sheets and bar graphs as explained in the following paragraphs.

2. Copies of the field data collected for each component of the system are shown for harvesting waterhyacinths on pages F7-F84 of this Appendix and for harvesting hydrilla on pages F85-F205 and F228-F237. Data collected at combination (hyacinth/hydrilla) sites are shown on pages F206-F227. Data consisted of the component, date, starting and ending times, weather, location, site description, load numbers, times, and weights. Instructions to the field crews for filling out the data collection sheets and definitions of data sheet entries are presented in Appendix C (Volume I).

3. The daily operating times for each component of the Aqua-Trio and for the dump trucks are displayed as primary functional, secondary functional, and nonfunctional percentages of the total day's time in the form of bar graphs shown on pages F238-F298 of this Appendix. An

explanation of these functional categories follows.

4. The harvester component of the Aqua-Trio system performs the primary function of harvesting (the cutting free of the plant mass and loading it into the harvester unit hold) and the secondary function of unloading the plant material to the transport. The transport component of the Aqua-Trio system performs the primary function of transporting the harvested plants from the harvesting site or area to the takeout point on the water-land interface. Once there, the transport completes the primary function by unloading the plant material to the onshore conveyor. The secondary function of the transport is to travel empty from the onshore conveyor to the harvesting site and load with plant material from the harvester. The onshore conveyor has only a primary function. The plant material is loaded on the onshore conveyor by the transport, and the onshore conveyor transports the plant material across the water-land interface and unloads the mass into trucks. The trucks perform a primary function of loading the plants under the conveyor, transporting the plants to the disposal area, and unloading the plants into a stockpile. The secondary function of the truck is to travel from the disposal area to the onshore conveyor when empty. Non-functional time is when the equipment is not operating.

5. A tabulated summary indicating availability of specific data gathered and subsequently included in this Appendix is presented on pages F4-F6.

6. A table of factors for converting U. S. customary units of measurement to metric (SI) units is presented on page F1.

Summary of Data Available

Orange Lake - Hydrilla

Site	Date	Harvester	Trans- porter		Truck			Plant Weight	Bar Graph	
			No. 1	No. 2	No. 1	No. 2	No. 3			
West	9 Sep	85	86	87					267	
	10	88		89					268	
	13	90		91						
	14	92	93						269	
	15	94	95						270	
	16	96	97		98				271	
	20	99	100	101	102	103			272	
	21	104	105	106		107			273	
	22	108	109	110		111		112	274	
	23	113	114	115		116		117	275	
	East/South	28	118		119		120		121	276
		29	122		123		124		125	277
		30	126		127		128	129	130	278
1 Oct		132	133	134		135		136	279	
4		137	139			140	140	141	280	
6		142	143	144		145		146	281	
7		147	148	149			150	151	282	
8		152	153	154			155	156	283	

Withlacoochee River - Hydrilla

Site	Date	Harvester	Trans- porter		Truck			Plant Weight	Bar Graph
			No. 1	No. 2	No. 1	No. 2	No. 3		
Wysong Dam	13 Oct	157	158	159			160		284
	14	161	162	163			164	165	285
	15	166	167	168			169	170	286
	18	171	173	174			175	177	287
	19	179	180	181			182	183	288
	22	184	186	187			188	189	289
	26	192	193	194			195	196	290
	27	196	198	199			200	201	291
	28	202	203	204			205		292
Trails End Camp	29	206	207	208	209				293
	1 Nov	210	211	212	213				294
	5	214		215		216	217	218	295
	8	219		220			221	222	296
	9	223		224			226	227	
	10	228	230	231			232	233	297
	11	234	235	236			237		298

HARVESTER RECORD
waterhyacinth

Date: 23 Jul 76 Starting Time: 0730 Ending Time: 1536 Weather:
 Location: 2AT-13
 Density:

Load No.	Time to Harvest min:sec	Dist. Traveled to Harvest Load ft	Transporter Hookup hr-clock	Transporter No.	Time to Transfer Load min:sec	Transporter Unhook hr-clock	Resume Harvest hr-clock	Waiting on Transporter min:sec	Remarks
1	14:23	35	0817	1	1:24	0818	0829	-	
2	8:15	30	0837	1	1:15	0838	0832(1)	-	
3	3:35	90	0836	1	1:41	0838	0839	-	
4	2:51	90	0842	1	1:16	0843	0845	0:23	
5	3:24	90	0849	1	1:23	0850	0851	0:05	
6	3:09	140	0854	1	0:59	0855	0857	0:12	
7	3:10	100	0900	1	0:58	0901	0902	0:15	
8	6:40	140	0909	1	1:17	0910	0912	0:22	
9	3:11	130	0915	1	1:17	0916	0919	-	
10	4:32	130	0924	1	1:02	0925	0926	0:15	
11	4:53	200	0931	1	1:00	0932	0935	0:25	
12	4:28	90	0939	1	1:12	0940	0942	-	
13	9:45	400	1011	-	This load was unloaded direct from harvester to land conveyor.		1006	-	
14	2:40	400	1011	-	2:55	1013	1017	-	Harvesting & loading trucks w/harvester.
15	2:35	400	1023	-	1:34	1025	1027	-	Harvesting & loading trucks w/harvester
16	2:04	400	1032	-	1:28	1033	1035	-	Harvesting & loading trucks w/harvester
17	2:36	410	1041	-	1:25	1043	1047	-	Harvesting & loading trucks w/harvester
18	2:55	410	1052	-	1:28	1054	1057	-	
19	2:55	420	1103	-	1:12	1104	1107	-	
20	2:57	420	1113	-	2:42	1116	1117	-	
21	1:35	440	1121	-	1:13	1122	1124	-	
22	2:06	420	1128	-	2:04	1130	1255	-	Started 1250

Note: Harvester loads 1-14 were weighed using scales furnished by the Florida Highway Patrol. The weights ranged from 1820 to 2280 lb. The average weight was 2069 lb or almost exactly one ton.

HARVESTER RECORD
waterhyacinth

Date: 23 Jul 76 Starting Time: 0730 Ending Time: 1536 Weather:

Location: 2AT-13

Density:

Load No.	Time to Harvest min:sec	Dist. Traveled to Harvest Load ft	Transporter Hookup hr-clock	Transporter No.	Time to Transfer min:sec	Transporter Unhook hr-clock	Resume Harvest hr-clock	Waiting on Transporter min:sec	Remarks
23	1:05	420	1258	-	1:13	1259	1303	-	
24	1:50	420	1305	1	1:01	1306	1308	-	Transporter started.
25	0:50	50	1312	1	0:58	1313	1314	2:30	
26	1:07	60	1318	1	1:30	1320	1322	3:25	
27	1:20	60	1327	1	1:10	1328	1329	3:11	
28	1:36	40	1335	1	1:05	1336	1336	3:56	
29	1:07	70	1340	1	1:23	1341	1344	3:13	
30	2:16	120	1348	1	1:40	1350	1351	1:50	
31	1:02	70	1355	1	1:09	1356	1357	2:30	
32	2:02	100	1400	1	1:05	1401	1404	1:05	
33	4:45	160	1409	1	1:15	1410	1412	-	
34	5:06	360	1417	1	1:30	1419	1420	-	
35	3:10	200	1423	1	0:58	1424	1428	-	
36	4:05	200	1433	1	1:02	1434	1434	0:45	
37	7:00	460	1441	1	1:07	1442	1444	-	
38	4:20	160	1449	1	1:08	1450	1451	-	
39	4:31	260	1456	1	1:15	1457	1457	-	
40	5:01	300	1502	1	1:06	1503	1505	-	
41	2:28	120	1508	1	1:24	1510	1512	-	
42	3:20	80	1516	1	1:18	1517	1519	-	
43	4:26	200	1526	1	1:30	1527	1529	1:45	Quit 1536.
44	4:25	160	1534	1	1:38	1536	-	-	

TRANSPORTER RECORD
waterhyacinth

Transporter No. 1

Date: 23 Jul 76
Location: 2AT-13

Starting Time: 0816

Ending Time: 0937

Weather:

Load No.	Conveyor Unhook hr-clock	Empty Travel Time min:sec	Harvester Hookup hr-clock	Time to Load min:sec	Harvester Unhook hr-clock	Full Travel Time min:sec	Conveyor Hookup hr-clock	Unload Time min:sec	Remarks
1	0816	2:04	0818	1:06	0819	1:04	0820	1:19	
2	0830	2:12	0832	1:00	0833	1:47	0835	0:56	
3	0836	1:34	0838	1:48	0840	1:39	0842	1:17	
4	0843	1:36	0845	1:20	0846	1:22	0847	1:12	
5	0849	1:45	0851	1:14	0852	1:37	0854	1:24	
6	0855	1:37	0857	1:15	0858	1:32	0900	1:03	
7	0902	1:55	0904	1:03	0905	1:31	0907	2:35	Waited for truck
8	0910	1:35	0912	1:11	0913	1:33	0915	1:21	
9	0916	1:32	0918	1:14	0919	1:16	0920	1:33	
10	0924	1:29	0926	1:08	0927	1:28	0929	1:55	
11	0932	1:56	0934	1:08	0935	1:43	0937	1:27	Leak in hydraulic system. Shut down 0937.

HARVESTER RECORD
waterhyacinth

Date: 26 Jul 76 Starting Time: 0730 Ending Time: 1515 Weather:

Location: 2AT-13
2AT-13A

Density: Loads 1-11 : 133 tons/acre
Loads 12-23 : 83 tons/acre

Load No.	Time to Harvest min:sec	Dist. Traveled ft	Transporter Hookup hr-clock	Transporter No.	Time to Transfer min:sec	Transporter Unhook hr-clock	Resume Harvest hr-clock	Waiting on Transporter min:sec	Remarks
1	2:07	60	0841	1	1:57	0843	0845		
2	6:00	180	0851	1	1:32	0853	0853		
3	2:55	90	0858	1	1:27	0901	0901	1:25	
4	6:30	200	0908	1	1:28	0909	0910		
5	7:20	200	0918	1	1:22	0919	0921		
6	6:00	260	0927	1	1:24	0928	0930		
7	6:14	180	0937	1	1:07	0938	0939		
8	7:18	180	0949	1	2:16	0951	0954	2:15	
9	3:43	200	0959	1	1:16	1000	1003	0:45	
10	6:20	330	1012	1	1:26	1013	1013	2:01	
11	4:18	180	1019	1	1:18	1020	1031	1:25	
12	8:40	1500	1040	1	1:16	1041	1043		Move to new site.
13	13:18	300	1056	1	1:17	1057	1058		
14	11:07	250	1109	1	1:17	1110	1113		
15	14:00	400	1131	1	1:25	1132	1132	4:30	
16	9:00	300	1141	1	2:06	1143	1251		Lunch Wait for transporter 1:32. Travel half-way to hook to transporter.
17	3:31	220±	1255	1	1:27	1257	1257		Travel half-way to hook to transporter.
18	3:56	180	1302	1	1:28	1304	1313		Travel half-way to hook to transporter 2:00.
19	6:46	160	1324	1	1:25	1326	1329		
20	11:35	300	1340	1	1:26	1342	1345		
21	15:00	360	1400	1	1:24	1401	1403		
22	15:37	300	1420	1	1:26	1421	1436		Refuel both machines 13 min.
23	31:30	700	1508	1	1:06	1509			Went back to 2AT-13 at 1515.

OTF

TRANSPORTER RECORD
waterhyacinth

Transporter No. 1

Date: 26 Jul 76 Starting Time: 0800 Ending Time: 1500 Weather: _____
 Location: 2AT-13 (Loads 1-11) 2AT-13A (Loads 12-23)

Load No.	Conveyor Unhook hr-clock	Empty Travel Time min:sec	Harvester Hookup hr-clock	Time to Load min:sec	Harvester Unhook hr-clock	Full Travel Time min:sec	Conveyor Hookup hr-clock	Unload Time min:sec	Remarks
1	0835	1:42	0836	1:44	0838	2:51	0841	2:49	
2	0850	2:10	0852	1:37	0854	1:50	0856	1:16	
3	0857	1:31	0858	1:22	0859	1:44	0901	1:24	
4	0905	3:18	0908	1:28	0909	2:34	0912	1:06	
5	0915	1:55	0917	1:27	0918	2:37	0921	1:01	
6	0925	2:05	0927	1:24	0928	2:16	0930	1:51	
7	0934	2:09	0936	1:12	0937	2:30	0940	5:58	Plants stuck on conveyor
8	0950	1:22	0951	1:03	0952	1:30	0954	2:45	
9	0957	1:56	0959	1:15	1000	1:48	1002	3:54	Plants stuck on conveyor
10	1008	2:23	1010	1:29	1011	2:39	1014	2:22	Stopped for Sam's boat
11	1016	1:22	1017	1:19	1018	2:47	1021	1:57	
12	1025	7:12	1032	1:22	1033	6:39	1040	1:17	Moved to river
13	1050	5:36	1056	1:19	1057	5:13	1102	1:11	
14	1105	6:15	1111	1:20	1112	5:47	1118	6:21	Plants stuck on conveyor
15	1125	5:46	1131	1:46	1133	4:55	1139	3:27	" " "
16	1143	4:40	1148	2:05	1150	3:58	1154	2:44	" " "
17	1245	5:47	1251	1:36	1252	4:43	1257	1:30	Lunch break
18	1305	3:17	1308	1:32	1310	3:05	1313	1:33	
19	1315	4:11	1319	3:30	1323	4:04	1327	5:17	Plants stuck on conveyor
20	1334	6:36	1341	1:42	1342	6:24	1348	2:59	" " "
21	1355	6:07	1401	1:25	1402	5:14	1407	2:40	" " "
22	1409	6:16	1415	1:23	1416	5:07	1421	2:49	Waited for harvester
23	1445	6:37	1452	1:28	1453	5:02	1458	1:43	

HARVESTER RECORD
waterhyacinth

Weather:

Ending Time: 1542

Starting Time: 0730

Date: 27 Jul 76

Location: 2 AT-13

Density: 133 tons/acre

Load No.	Time to Harvest Load min:sec	Dist. Traveled to Harvest Load ft	Transporter Hookup hr-clock	Transporter No.	Time to Transfer Load min:sec	Transporter Unhook hr-clock	Resume Harvest hr-clock	Waiting on Transporter min:sec	Remarks
1	3:25	35	0810	1	1:32	0812	0812	-	
2	7:03	350±	0819	1	0:55	0820	0821	-	
3	3:14	90	0827	1	1:37	0829	0849	2:37	17 min. lost for repair.
4	4:00	90	0853	1	2:42	0855	0855	-	
5	4:58	90	0900	1	1:55	0902	0904	0:25	
6	7:50	130	0913	1	1:50	0915	0929	-	
7	3:02	160	0932	1	1:08	0933	0934	-	
8	6:00	240	0942	1	2:50	0945	0948	1:30	
9	3:31	60	0952	1	1:47	0954	0955	-	
10	4:71	60	1003	1	1:04	1004	1005	3:20	
11	3:16	60	1012	1	1:08	1013	1014	3:23	
12	2:47	90	1020	1	1:06	1021	1023	2:40	
13	4:11	90	1027	1	0:59	1028	1030	-	
14	6:00	120	1037	1	1:06	1038	1039	0:40	
15	4:07	90	1043	1	0:59	1044	1046	-	
16	5:15	60	1052	1	1:29	1053	1054	-	
17	7:30	120	1102	1	1:19	1103	1104	0:35	
18	5:14	60	1109	1	1:18	1110	1109	-	
19	5:28	200	1115	1	0:55	1116	1120	-	
20	4:24	130	1126	1	1:07	1127	1128	0:55	
21	5:24	90	1133	1	1:21	1134	1135	0:30	
22	5:11	60	1141	1	1:10	1142	1143	-	
23	5:06	60	1152	1	1:08	1153	1300	3:30	Lunch
24	2:19	60	1302	1	1:18	1303	1307	-	Tightening loose nuts.
25	1:55	30	1309	1	1:04	1310	1312	0:25	
26	4:53	60	1318	1	1:20	1320	1321	0:30	
27	4:00	60	1330	1	1:27	1332	1333	4:40	
28	3:52	60	1341	1	1:07	1342	1342	3:40	

HARVESTER RECORD
waterhyacinth

Weather:

Ending Time: 1542

Starting Time: 0730

Date: 27 Jul 76

Location: 2 AF-13

Density: 133 tons/acre

Load No.	Time to Harvest Load min:sec	Dist. Traveled to Harvest Load ft	Transporter Hookup hr-clock	Transporter No.	Time to Transfer Load min:sec	Transporter Unhook hr-clock	Resume Harvest hr-clock	Waiting on Transporter min:sec	Remarks
29	4:03	60	1348	1	1:06	1349	1351	1:57	
30	4:00	60	1356	1	1:33	1358	1359	0:40	
31	3:30	40	1405	1	1:08	1406	1408	1:20	
32	3:20	40	1413	1	1:06	1414	1415	1:30	
33	5:01	60	1423	1	1:06	1424	1426	2:35	
34	4:45	180	1434	1	1:01	1435	1435	2:47	
35	4:05	90	1440	1	1:15	1441	1444	0:20	
36	5:55	120	1450	1	1:10	1451	1451	0:40	
37	4:27	90	1457	1	1:01	1458	1459	0:40	
38	3:36	60	1507	1	1:00	1508	1511	3:30	
39	5:45	80	1517	1	1:11	1518	1518	0:30	
40	5:35	90	1424	1	1:13	1425	1527	0:30	
41	3:45	60	1431	1	1:20	1432	1533	0:35	
42	3:15	60	1540	1	1:22	1541	-	3:15	Lost load on transporter 1542.

TRANSPORTER RECORD
waterhyacinth

Transporter No. 1

Weather:

Ending Time: 1545

Starting Time: 0730

Date: 27 Jul 76

Location: 2AT-13

Load No.	Conveyor		Empty Travel		Harvester		Time to Load		Harvester		Full Travel		Conveyor		Unload Time		Remarks
	hr-clock	min:sec	hr-clock	min:sec	hr-clock	min:sec	hr-clock	min:sec	hr-clock	min:sec	hr-clock	min:sec	hr-clock	min:sec	hr-clock	min:sec	
1	0800	2:15	0802	1:35	0804	2:41	0807	2:20									
2	0815	2:32	0818	1:22	0819	2:32	0822	2:35									Conveyor belt fixed
3	0825	1:54	0827	1:30	0829	1:41	0831	1:41									Waited for harvester
4	0847	2:20	0849	1:47	0851	2:16	0853	1:48									
5	0859	2:14	0901	1:54	0903	2:36	0906	1:34									Waited for harvester
6	0907	2:50	0910	2:10	0912	1:51	0914	2:33									Plants stuck on conveyor
7	0920	2:50	0923	1:25	0924	2:23	0926	5:12									Changed operators
8	0940	1:47	0942	2:07	0944	1:24	0945	2:00									Plants stuck
9	0950	2:33	0953	1:53	0955	1:56	0957	4:46									
10	1000	2:11	1002	1:07	1003	2:06	1005	2:45									
11	1008	2:24	1010	1:10	1011	1:47	1013	2:19									
12	1016	1:59	1018	1:20	1019	1:41	1021	1:50									
13	1024	2:21	1026	1:01	1027	1:54	1029	2:42									
14	1033	2:26	1035	1:06	1036	1:49	1038	1:34									
15	1040	2:12	1042	1:03	1043	1:46	1045	1:49									
16	1048	2:29	1050	1:29	1051	1:42	1053	1:51									
17	1059	2:17	1001	1:21	1102	1:57	1104	1:44									
18	1106	2:25	1108	1:23	1109	1:52	1111	1:52									
19	1114	2:01	1116	0:50	1117	1:37	1119	1:17									
20	1122	2:05	1124	1:12	1125	1:40	1127	1:09									
21	1130	2:28	1132	1:27	1133	1:58	1135	1:35									
22	1137	2:19	1139	1:10	1140	2:01	1142	4:08									Plants stuck on conveyor
23	1150	1:39	1151	1:11	1152	1:12	1153	1:33									Waited for harvester
24	1255	2:03	1257	1:21	1258	2:08	1300	1:37									
25	1307	2:17	1309	1:04	1310	1:59	1312	2:01									
26	1315	2:19	1317	1:26	1318	1:45	1320	5:15									Plants stuck on conveyor
27	1328	1:40	1330	1:25	1331	1:30	1333	1:59									
28	1337	1:58	1339	1:11	1340	1:30	1342	1:59									
29	1345	2:16	1347	1:14	1348	1:49	1350	2:50									

TRANSPORTER RECORD
waterhyacinth

Transporter No. 1

Weather:

Ending Time: 1545

Date: 27 Jul 76 (Continued) Starting Time: 0730

Location: 2AT-13

Load No.	Conveyor Unhook hr-clock	Empty Travel Time min:sec	Harvester Hookup hr-clock	Time to Load min:sec	Harvester Unhook hr-clock	Full Travel Time min:sec	Conveyor Hookup hr-clock	Unload Time min:sec	Remarks
30	1354	2:24	1356	1:37	1358	1:57	1400	1:45	
31	1402	1:43	1404	1:10	1405	1:56	1407	2:12	
32	1410	1:46	1412	1:08	1413	1:50	1415	5:50	Wait for truck
33	1421	1:54	1423	1:25	1424	2:10	1426	2:12	
34	1428	2:23	1430	1:06	1431	2:14	1433	1:44	
35	1438	2:07	1440	1:18	1441	2:06	1443	1:31	
36	1446	2:22	1448	1:10	1449	2:20	1451	1:39	
37	1455	2:02	1457	1:03	1458	1:56	1500	4:25	Plants stuck on conveyor
38	1504	1:38	1506	1:01	1507	1:32	1509	2:08	
39	1512	2:12	1514	1:15	1515	2:22	1517	1:52	
40	1520	2:09	1522	1:07	1523	2:08	1525	1:15	
41	1527	2:09	1529	1:22	1530	2:25	1532	3:00	Conveyor not running
42	1537	1:57	1539	1:16	1540	2:06	1542	1:05	

HARVESTER RECORD
waterhyacinth

Date: 28 Jul 76 Starting Time: 0730 Ending Time: 1410 Weather:
 Location: 2AT-13
 Density: 135 tons/acre

Load No.	Time to Harvest Load min:sec	Dist. Traveled to Harvest Load ft	Transporter Hookup hr-clock	Transporter No.	Time to Transfer Load min:sec	Transporter Unhook hr-clock	Resume Harvest hr-clock	Waiting on Transporter min:sec	Remarks
1	2:10	30	0755	1	1:11	0756	0758	-	
2	3:23	60	0803	1	1:03	0804	0807	1:40	
3	3:53	60	0812	1	1:25	0813	0813	1:45	
4	3:15	60	0818	1	0:55	0819	0820	1:40	
5	3:03	80	0824	1	1:03	0825	0827	0:30	
6	4:57	90	0832	1	1:08	0833	0834	0:37	
7	3:39	60	0845	1	1:04	0846	0858	16:30	Breakdown on land conveyor.
8	3:54	90	0903	1	1:13	0904	0905	1:40	Transporter broke down. Loaded direct to land conveyor.
9	3:42	60	-	-	-	-	0924	-	
10	3:37	60	0928	1	1:06	0929	0932	-	
11	3:26	60	0935	1	1:08	0936	0937	-	
12	4:45	60	0943	1	1:23	0944	0946	0:25	
13	6:39	130	0953	1	1:30	0955	0951(?)	0:30	
14							1336	-	Repairs finished 1330.
15	3:46	60	1340	1	1:30	1342	1343	-	
16	4:18	80	1348	1	1:30	1350	1352	0:40	
17	4:38	80	1358	1	1:28	1359	1400	0:45	
18	4:48	80	1405	1	1407 going back to landing. Storm coming.			0:30	

TRANSPORTER RECORD
waterhyacinth

Transporter No. 1

Date: 28 Jul 76
Location: 2AT-13

Starting Time: 0730

Ending Time: 1410

Weather:

Load No.	Conveyor Unhook hr-clock	Empty Travel Time min:sec	Harvester Hookup hr-clock	Time to Load min:sec	Harvester Unhook hr-clock	Full Travel Time min:sec	Conveyor Hookup hr-clock	Unload Time min:sec	Remarks
1	0754	1:57	0756	1:07	0757	2:09	0759	1:33	Waited for harvester
2	0802	1:56	0804	1:12	0805	1:39	0807	1:54	
3	0809	2:08	0811	1:00	0812	1:57	0814	1:14	
4	0815	1:57	0817	1:01	0818	1:50	0820	1:28	
5	0823	2:34	0826	1:03	0827	2:11	0829	1:53	Waited for truck
6	0831	2:14	0833	1:08	0834	2:05	0836	18:39	Plants stuck on conveyor
7	0855	0:44	0856	1:07	0857	1:05	0858	1:29	
8	0901	2:57	0903	1:15	0904	2:10	0906	1:20	Repair to transporter
9	0925	3:02	0928	1:03	0929	2:20	0931	1:42	
10	0934	2:57	0937	1:07	0938	2:13	0940	1:22	
11	0942	2:13	0944	1:32	0946	2:35	0949	1:40	
12	0952	2:34	0955	1:26	0956	2:21	0958	17:34	Waited for truck - conveyor stuck
13	1335	3:18	1338	1:18	1339	2:10	1341	2:24	
14	1344	1:54	1346	1:34	1348	2:06	1350	2:21	
15	1355	2:17	1357	1:33	1359	2:00	1401	3:21	Rain

HARVESTER RECORD
waterhyacinth

Weather:

Ending Time: 0935

Starting Time: 0730

Date: 29 Jul 76

Location: 2AT-13

Density: 133 tons/acre

Load No.	Time to Harvest Load		Dist. Traveled to Harvest Load ft	Transporter Hookup		Transporter No.	Time to Transfer Load		Transporter Unhook		Resume Harvest hr-clock	Waiting on Transporter		Remarks
	min:sec	min:sec		hr-clock	hr-clock		min:sec	min:sec	hr-clock	min:sec				
1	4:52		400	0759		1	1:12		0800		0803	-		
2	6:25		180	0810		1	1:20		0811		0812	-		
3	7:24		160	0820		1	1:15		0821		0822	-		
4	6:14		90	0829		1	1:16		0830		0831	-		
5	10:07		180	0841		1	1:18		0842		0845	-		
6	16:30		200	0902		1	1:20		0903		0904	-		
7	16:30		260	0920		1	0:55		0921		0923	-		
8	12:55		240	0936		1	0:30		0935		-	-		0753 travel to harvest area. Cleaning banks.

TRANSPORTER RECORD
waterhyacinth

Transporter No. 1

Weather:

Ending Time: 0935

Starting Time: 0730

Date: 29 Jul 76

Location: 2AT-13

Load No.	Conveyor Unhook		Harvester Hookup		Empty Travel Time		Harvester Unhook		Full Travel Time		Conveyor Hookup		Unload Time		Remarks
	hr	clock	hr	clock	min	sec	hr	clock	min	sec	hr	clock	min	sec	
1	0740		0740		0:21	1:31	0742		0:48	0743		1:44			Waited for harvester at landing point
2	0752		0755		3:03	1:09	0756		2:47	0759		2:04			
3	0803		0806		2:54	1:30	0808		2:18	0810		1:40			
4	0812		0815		3:17	1:08	0816		2:32	0819		1:24			Waited for harvester
5	0823		0826		3:15	1:14	0827		2:36	0830		1:29			Plants stuck on conveyor
6	0831		0834		2:57	1:58	0836		2:42	0839		5:02			
7	0855		0858		2:30	1:07	0859		2:36	0902		2:00			
8	0905		0908		2:30	1:05	0909		2:42	0912		1:55			Waited for harvester
9	0924		0927		2:36	0:43	0928		2:45	0931		0:53			

HARVESTER RECORD
waterhyacinth

Weather:

Ending Time: 1520

Starting Time: 0730

Date: 2 Aug 76

Location: 2AT-13B3

Density: 106 tons/acre

Load No.	Time to Harvest Load min:sec	Dist. Traveled to Harvest Load ft	Transporter Hookup hr-clock	Transporter No.	Time to Transfer Load min:sec	Transporter Unhook hr-clock	Resume Harvest hr-clock	Waiting on Transporter min:sec	Remarks
1	9:26	60	1045	1	1:50	1047	1055	-	
2	14:50	140	1111	1	1:29	1112	1112	2:15	
3	11:34	230	1131	1	1:27	1133	1137	6:36	
4	15:10	330	1155	1	1:30	1157	1339	2:40	
5	6:13	160	1345	1	1:10	1346	1348	-	Lunch. Start travel to new site 1328. 10 min. travel.
6	9:00	360	1416	1	1:20	1417	1427	19:10	Meet transporter half way.
7	4:59	200	1433	1	1:55	1435	1438	1:29	Travel 7 min.
8	9:53	230	1453	1	1:29	1455	1500	5:00	
9	9:15	190	1509	1					Started reining at 1515.

TRANSPORTER RECORD
waterhyacinth

Transporter No. 1

Weather:

Ending Time: 1525

Starting Time: 0730

Date: 2 Aug 76
Location: 2AT-13B3

Load No.	Conveyor Unhook		Empty Travel		Harvester Hookup		Time to Load		Harvester Unhook		Full Travel Time		Conveyor Hookup		Unload Time		Remarks
	hr	clock	min	sec	hr	clock	min	sec	hr	clock	min	sec	hr	clock	min	sec	
1	1034		-		-		2:03		1036		9:31		1046		2:00		Waited for harvester Plants stuck
2	1059		10:20		1109		1:35		1111		8:58		1120		2:06		
3	1124		8:54		1133		1:44		1135		8:46		1144		1:46		
4	1145		8:54		1154		1:33		1156		7:29		1203		1:22		
5	1325		8:42		1334		1:05		1335		9:29		1345		9:36		
6	1413		4:06		1417		1:25		1418		3:09		1421		2:29		
7	1425		9:39		1435		1:56		1437		8:05		1445		2:00		
8	1446		8:31		1455		1:30		1457		7:36		1505		1:26		
9	1506		6:21		1512		1:53		1514		7:44		1522		2:20		

HARVESTER RECORD
waterhyacinth

Date: 4 Aug 76

Starting Time: 0730

Ending Time: 1600

Weather:

Location: 2AT-13B3

Density: 106 tons/acre

Load No.	Time to Harvest Load		Dist. Traveled to Harvest Load ft	Transporter Hookup		Transporter No.	Time to Transfer Load		Transporter Unhook		Resume Harvest hr-clock	Waiting on Transporter		Remarks
	min:sec	hr-clock		min:sec	hr-clock		min:sec	hr-clock	min:sec	hr-clock				
1	6:04	0814	360	0814	1	1:14	0815	0817	-	5:30	-			
2	5:06	0827	230	0827	1	1:10	0828	0830	-	1:30	-			
3	6:00	0837	460	0837	1	1:13	0838	0839	-	4:45	-			
4	4:30	0849	380	0849	1	1:15	0850	0853	-	1:55	-	Travel to meet transporter 550'.		
5	4:00	0859	190	0859	1	0:50	0900	0902	-	2:05	-			
6	5:00	0909	130	0909	1	0:50	0910	0914	-	1:05	-			
7	3:57	0919	90	0919	1	0:55	0920	0922	-	2:30	-			
8	6:52	0932	160	0932	1	0:45	0933	0936	-	-	-			
9	Harvester run out of fuel - 0940 returning to landing site - start back to harvest area.													
10	2:00	1017	60	1017	1	1:25	1019	1015	-	-	-			
11	5:22	1030	90	1030	1	1:06	1031	1039	-	4:00	-			
12	7:01	1047	260	1047	1	1:13	1048	1049	-	1:50	-	Travel 600' to meet transporter.		
13	10:02	1104	160	1104	1	1:02	1105	1112	-	3:45	-			
14	5:20	1118	90	1118	1	0:50	1119	1121	-	1:00	-			
15	7:06	1130	130	1130	1	0:55	1131	1137	-	2:05	-			
16	6:35	1145	90	1145	1	0:52	1146	1305	-	0:45	-	Lunch.		
17	2:51	1308	60	1308	1	1:05	1309	1310	-	-	-			
18	8:02	1318	60	1318	1	0:52	1319	1321	-	5:00	-			
19	6:33	1337	60	1337	1	0:58	1338	1344	-	9:23	-			
20	7:18	1401	90	1401	1	0:57	1402	1403	-	9:38	-			
21	5:29	1417	90	1417	1	0:54	1418	1419	-	8:20	-			
22	6:57	1434	190	1434	1	1:05	1435	1436	-	8:15	-			
23	5:00	1450	90	1450	1	0:53	1451	1452	-	8:52	-			
24	3:20	1505	130	1505	1	1:03	1506	1507	-	9:20	-			
25	5:20	1521	90	1521	1	1:15	1522	1522	-	8:50	-			
26	10:55	1534	90	1534	1	1:20	1535	1537	-	0:56	-			
27	8:00	1550	130	1550	1	1:56	1552	-	-	4:15	-			

TRANSPORTER RECORD
waterhyacinth

Transporter No. 1

Weather:

Ending Time: 1600

Starting Time: 0730

Date: 4 Aug 76

Location: 2AT-13B3

Load No.	Conveyor		Empty Travel		Harvester		Time to Load		Harvester		Full Travel		Conveyor		Unload Time		Remarks
	Unhook hr-c:ock	hr-c:ock	Time min:sec	hr-c:ock	Unhook hr-c:ock	hr-c:ock	Load min:sec	hr-c:ock	Unhook hr-c:ock	hr-c:ock	Time min:sec	hr-c:ock	Unhook hr-c:ock	hr-c:ock	min:sec	min:sec	
1	0805		4:25	0809	0810	0810	1:10	0810	0810	4:39	0815	0815	4:14				Waited for harvester, plants stuck
2	0825		2:02	0827	0828	0828	0:57	0828	0828	4:47	0831	0831	2:58				
3	0835		3:58	0839	0840	0840	0:57	0840	0840	3:42	0844	0844	2:25				
4	0845		2:44	0848	0849	0849	0:56	0849	0849	2:26	0851	0851	2:43				
5	0855		3:47	0859	0900	0900	0:52	0900	0900	3:48	0904	0904	2:09				
6	0905		3:24	0908	0909	0909	0:48	0909	0909	3:03	0912	0912	2:05				
7	0915		4:15	0919	0920	0920	0:57	0920	0920	4:05	0924	0924	2:56				
8	0927		3:21	0930	0931	0931	0:56	0931	0931	3:08	0934	0934	2:39				
9	0938		2:59	0941	0942	0942	1:07	0942	0942	5:08	0947	0947	3:56				Harvester went back to refuel
10	1029		2:25	1031	1032	1032	1:12	1032	1032	2:45	1035	1035	4:31				
11	1040		5:07	1045	1046	1046	1:07	1046	1046	5:10	1051	1051	4:10				
12	1057		4:11	1101	1102	1102	0:55	1102	1102	4:03	1106	1106	3:42				
13	1112		4:45	1117	1118	1118	1:00	1118	1118	4:12	1122	1122	3:58				Plants stuck on conveyor
14	1126		3:21	1129	1130	1130	0:54	1130	1130	3:10	1133	1133	3:47				" " "
15	1138		4:41	1143	1144	1144	0:54	1144	1144	3:53	1148	1148	3:15				" " "
16	1257		3:06	1306	1307	1307	0:58	1307	1307	5:17	1312	1312	3:12				Waited on harvester 6 min
17	1319		5:35	1325	1326	1326	1:04	1326	1326	5:23	1331	1331	6:05				Plants stuck
18	1337		4:30	1342	1343	1343	1:04	1343	1343	5:09	1348	1348	5:38				" " "
19	1355		5:33	1401	1402	1402	0:59	1402	1402	5:01	1407	1407	2:45				
20	1411		5:46	1417	1418	1418	0:54	1418	1418	6:16	1424	1424	3:55				
21	1428		5:38	1434	1435	1435	1:08	1435	1435	5:20	1440	1440	2:56				
22	1444		5:33	1450	1451	1451	0:58	1451	1451	5:23	1456	1456	2:08				
23	1458		5:39	1504	1505	1505	1:10	1505	1505	5:22	1510	1510	2:29				
24	1514		5:28	1519	1520	1520	1:19	1520	1520	5:13	1525	1525	2:05				
25	1528		5:12	1533	1534	1534	1:08	1534	1534	5:14	1539	1539	2:23				
26	1541		5:16	1546	1547	1547	0:51	1547	1547	5:08	1552	1552	2:40				

HARVESTER RECORD
waterhyacinth

Date: 5 Aug 76 Starting Time: 0730 Ending Time: 1550 Weather:

Location: 2AT-13B1
Canal No. 1
Density: 118 tons/acre

Load No.	Time to Harvest Load min:sec	Dist. Traveled to Harvest Load ft	Transporter Hookup hr-clock	Transporter No.	Time to Transfer Load min:sec	Transporter Unhook hr-clock	Resume Harvest hr-clock	Waiting on Transporter min:sec	Remarks
1	13:43	1400	0832	1	0:59	0833	0836	10:22	
2	8:58	190	0850	1	1:01	0851	0851	5:32	
3	13:50	260	0906	1	1:15	0907	0908	0:45	
4	13:31	230	0928	1	1:08	0929	0931	5:37	
5	12:58	160	0944	1	1:25	0946	0954	12:00	Time lost taking 2 samples.
6	13:50	140	1008	1	1:40	1010	1012	9:32	
7	18:55	160	1031	1	1:50	1032	1034	2:15	
8	13:14	190	1053	1	1:10	1054	1059	6:01	Refuel harvester 2:15.
9	5:06	160	1110	1	1:00	1112	1113	5:47	
10	8:41	130	1126	1	1:01	1127	1130	4:30	
11	11:40	190	1148	1	0:55	1149	1150	6:10	
12	5:30	190	1156	1			1412		Lunch. Rain 1300-1400.
13	2:25	60	1414	1	0:50	1415	1415		
14	9:48	60	1426	1	0:50	1427	1428	1:27	
15	14:23	80	1442	1	0:54	1443	1449		
16	11:25	150	1501	1	0:54	1502	1503		Finish canal 1521.
17	11:07	130	1514	1	0:53	1515	1523		Cleaning toward landing.
18	22:03	1300	1545	1	0:55	1546	-		

TRANSPORTER RECORD
waterhyacinth

Transporter No. 1

Date: 5 Aug 76

Starting Time: 1438

Location: 2AT-13B1

Ending Time: 1555

Weather:

Load No.	Conveyor Unhook hr-clock	Empty Travel Time min:sec	Harvester Hookup hr-clock	Time to Load min:sec	Harvester Unhook hr-clock	Full Travel Time min:sec	Conveyor Hookup hr-clock	Unload Time min:sec	Remarks
-	1438	5:32	1444	0:52	1445	5:22	1450	2:30	
-	1452	6:09	1458	0:50	1459	5:40	1505	2:22	
-	1510	5:25	1515	1:30	1517	5:36	1523	3:12	Plants stuck on conveyor
-	1544	0:54	1545	0:45	1546	0:49	1547	4:46	Harvester cleaning toward land conveyor

HARVESTER RECORD
waterhyacinth

Weather:

Ending Time: 1500

Starting Time: 0730

Date: 6 Aug 76

Location: 2AT-13B2

Density: 114 tons/acre

Load No.	Time to Harvest min:sec	Dist. Traveled to Harvest Load ft	Transporter Hookup hr-clock	Transporter No.	Time to Transfer Load min:sec	Transporter Unhook hr-clock	Resume Harvest hr-clock	Waiting on Transporter min:sec	Remarks
1	3:00	170	0805	1	0:55	0806	0806	1:00	
2	3:05	140	0814	1	0:54	0815	0815	-	
3	13:06	120	0828	1	0:55	0829	0830	-	
4	24:04	360	0854	1	0:45	0855	0858	-	
5	10:03	290	0908	1	0:56	0909	0911	-	
6	11:19	160	0928	1	1:18	0929	0931	5:17	
7	6:38	130	0938	1	1:06	0939	0940	-	
8	9:50	120	0950	1	0:56	0951	0959	-	Refuel
9	9:23	140	1010	1	1:00	1011	1013	0:45	
10	8:10	130	1022	1	0:55	1023	1026	0:55	
11	6:40	90	1033	1	0:49	1034	1034	-	
12	11:02	120	1045	1	0:57	1046	1047	-	
13	5:20	90	1102	1	1:16	1103	1105	10:25	
14	7:38	130	1113	1	No data	-	1310	-	Wait for truck 32 min. Lunch.
15	5:52	90	1316	1	0:55	1317	1317	-	
16	8:40	160	1325	1	0:52	1326	1328	-	
17	9:36	90	1338	1	0:54	1339	1339	-	
18	10:32	130	1350	1	1:18	1351	1352	-	
19	10:10	130	1402	1	1:01	1403	1406	-	
20	9:08	90	1415	1	1:10	1416	1430	-	
21	8:10	90	1438	1	1:50	1440	1445	-	Back to landing. Unload direct to conveyor
22	8:15	130	1454	1	2:12	1456	-	-	

TRANSPORTER RECORD
waterhyacinth

Transporter No. 1

Weather:

Ending Time: 1445

Starting Time: 0730

Date: 6 Aug 76
Location: 2AT-13B2

Load No.	Conveyor		Empty Travel		Harvester		Time to Load		Harvester		Full Travel		Conveyor		Unload Time		Remarks
	hr-clock	hr-clock	min:sec	min:sec	hr-clock	hr-clock	min:sec	min:sec	hr-clock	hr-clock	min:sec	min:sec	hr-clock	hr-clock	min:sec	min:sec	
1	-	-	-	-	-	-	-	-	-	-	-	-	-	-	-	-	No time
2	-	-	-	-	-	-	-	-	-	-	-	-	-	-	-	-	" "
3	0827	0827	0:46	0:54	0828	0829	0:54	0:54	0829	0830	0:30	0830	0830	10:41	10:41	10:41	Waited for truck
4	0840	0841	0:52	0:52	0841	0842	0:52	0:52	0842	0843	1:28	0843	0843	3:02	3:02	3:02	Waited for harvester
5	0904	0906	2:24	0:52	0906	0907	0:52	0:52	0907	0909	2:17	0909	0909	1:52	1:52	1:52	" "
6	0926	0928	2:23	1:22	0928	0929	1:22	1:22	0929	0931	2:23	0931	0931	3:18	3:18	3:18	Operator break
7	0936	0938	2:20	0:57	0938	0939	0:57	0:57	0939	0941	2:15	0941	0941	1:53	1:53	1:53	" "
8	0946	0949	2:55	1:03	0949	0950	1:03	1:03	0950	0953	2:35	0953	0953	2:10	2:10	2:10	Refuel
9	1003	1006	2:49	1:00	1006	1007	1:00	1:00	1007	1010	2:40	1010	1010	3:10	3:10	3:10	Waited on men to board
10	1021	1023	2:25	1:00	1023	1024	1:00	1:00	1024	1027	3:07	1027	1027	2:57	2:57	2:57	" "
11	1031	1034	3:04	0:55	1034	1035	0:55	0:55	1035	1038	2:44	1038	1038	3:01	3:01	3:01	" "
12	1040	1043	2:57	1:02	1043	1044	1:02	1:02	1044	1047	2:40	1047	1047	4:05	4:05	4:05	Waited for harvester - waited for truck 6:34
13	1101	1103	2:20	1:18	1103	1104	1:18	1:18	1104	1106	2:21	1106	1106	-	-	-	Waited for truck 35 min
14	1314	1317	3:08	1:00	1317	1318	1:00	1:00	1318	1321	2:42	1321	1321	3:11	3:11	3:11	" "
15	1325	1328	3:07	0:46	1328	1329	0:46	0:46	1329	1332	2:46	1332	1332	2:26	2:26	2:26	Waited for harvester - plants stuck
16	1334	1337	3:05	1:00	1337	1338	1:00	1:00	1338	1341	2:47	1341	1341	4:05	4:05	4:05	Plants stuck on conveyer
17	1346	1349	3:13	1:34	1349	1351	1:34	1:34	1351	1354	2:57	1354	1354	3:25	3:25	3:25	Minor repairs
18	1359	1402	3:24	0:59	1402	1403	0:59	0:59	1403	1406	2:58	1406	1406	3:25	3:25	3:25	" "
19	1417	1420	2:51	1:02	1420	1421	1:02	1:02	1421	1424	2:37	1424	1424	2:56	2:56	2:56	" "
20	1433	1436	3:22	2:25	1436	1438	2:25	2:25	1438	1441	2:45	1441	1441	3:27	3:27	3:27	Waited for harvester - plants stuck

HARVESTER RECORD
waterhyacinth

Weather:

Ending Time: 1320

Starting Time: 0730

Date: 9 Aug 76

Location: 2AT-13B3

Density: 106 tons/acre

Load No.	Time to Harvest Load min:sec	Dist. Traveled to Harvest Load ft	Transporter Hookup hr-clock	Transporter No.	Time to Transfer Load min:sec	Transporter Unhook hr-clock	Resume Harvest hr-clock	Waiting on Transporter min:sec	Remarks
1	36:24	600	0845	1	0:57	0846	0849	-	Cleaning 2AT-13B3. Fallen palm tree makes it difficult.
2	46:12	1400	0935	1	0:58	0936	0942	-	Refuel 4:30.
3	6:05	90	0948	1	1:16	0949	0949	-	Entrance from main canal. Canal 2AT-13B3.
4	8:34	90	0958	1	0:55	0959	1004	-	
5	19:50	360	1024	1	0:54	1025	1032	-	
6	4:43	190	1043	1	1:05	1044	1048	6:10	Travel dist. approx. 1600'.
7	5:02	160	1100	1	1:56	1102	1103	7:20	
8	7:20	160	1110	1	1:04	1111	1112	-	
9	11:07	190	1124	1	1:16	1125	1127	0:50	Lunch.
10	9:17	130	1141	1	2:56	1144	1313	4:40	Rain & thundershowers.
11	2:15	90	1316	1	2:13	1318	-	0:30	

TRANSPORTER RECORD
waterhyacinth

Transporter No. 1

Date: 9 Aug 76
Location: 2AT-13B3

Starting Time: 1253

Ending Time:

Weather:

Load No.	Conveyor Unhook hr-clock	Empty Travel Time min:sec	Harvester Hookup hr-clock	Time to Load min:sec	Harvester Unhook hr-clock	Full Travel Time min:sec	Conveyor Hookup hr-clock	Unload Time min:sec	Remarks
11	1308	1:53	1310	2:00	1312	-	No data	-	

HARVESTER RECORD
waterhyacinth

Weather:

Ending Time: 1545

Starting Time: 0730

Date: 10 Aug 76

Location: 2AT-13B3

Density: 106 tons/acre

Load No.	Time to Harvest Load		Dist. Traveled to Harvest Load ft	Transporter Hookup hr-clock	Transporter No.	Time to Transfer Load min:sec	Transporter Unhook hr-clock	Resume Harvest		Waiting on Transporter min:sec	Remarks
	min:sec	hr-clock						hr-clock	hr-clock		
1	2:20	0833	60	0833	1	1:25	0835	0837	0:25		
2	14:16	0856	160	0856	1	2:15	0858(†)	0850	3:25		
3	6:36	0900	160	0900	1	1:20	0901	0910	3:05		Travel
4	3:10	0914	130	0914	1	2:27	0916	0918	3:15		Travel
5	4:27	0926	160	0926	1	1:10	0927	0930	3:17		Travel
6	3:56	0938	90	0938	1	1:07	0939	0945	3:37		Operator making adjustments
7	7:10	0954	130	0954	1	1:16	0955	0955	3:52		
8	7:57	1011	160	1011	1	1:56	1013	1024	7:47		Stopped 1013 to take operator to doctor.
9	3:05	1029	130	1029	1	1:06	1030	1034	1:30		
10	9:05	1048	160	1048	1	1:28	1049	1050	4:30		Visit by Col. Windom
11	2:56	1106	130	1106	1	1:15	1107	1110	12:50		
12	7:50	1126	160	1126	1	1:25	1128	1130	7:40		
13	9:57	1142	200	1142	1	1:15	1143	1152	1:42		Lunch
14								1307	-		
15	3:31	1311	60	1311	1	1:08	1312	1315	-		
16	4:12	1325	60	1325	1	1:17	1326	1332	5:55		Travel
17	4:07	1339	90	1339	1	1:16	1340	1343	3:10		
18	6:15	1353	130	1353	1	1:18	1354	1358	3:00		
19	7:19	1413	160	1413	1	1:06	1414	-	6:46		
20								1507	0:40		
21	6:00	1513	60	Rain - 1 hr. lost	1	1:15	1514	1516	3:01		
22	5:47	1523	90	1523	1	0:58	1524	1534	0:45		
23	6:22	1541	160	1541	1	2:03	1543	1543	0:35		

TRANSPORTER RECORD
waterhyacinth

Transporter No. 1

Weather:

Ending Time: 1415

Starting Time: 0730

Date: 10 Aug 76

Location: 2AT-13B3

Load No.	Conveyor Unhook hr-clock	Empty Travel Time min:sec	Harvester Hookup hr-clock	Time to Load min:sec	Harvester Unhook hr-clock	Full Travel Time min:sec	Conveyor Hookup hr-clock	Unload Time min:sec	Remarks
1	0824	5:37	0830	0:56	0831	5:28	0836	3:24	
2	0845	5:56	0851	1:47	0853	5:17	0858	3:16	
3	0900	3:28	0903	1:00	0904	3:21	0907	2:04	
4	0911	4:06	0915	1:13	0916	3:32	0919	3:06	
5	0925	4:32	0930	1:00	0931	4:01	0935	2:51	Plants stuck on conveyor
6	0938	4:18	0942	1:00	0943	3:29	0946	3:07	
7	0950	7:00	0957	1:14	0958	5:28	1003	5:06	Plants stuck on conveyor
8	1009	4:11	1013	1:02	1014	3:46	1018	3:00	Changed operators
9	1029	4:58	1034	1:00	1035	4:43	1040	3:09	
10	1044	6:22	1050	1:32	1052	5:44	1058	6:15	Plants stuck on conveyor
11	1104	6:43	1111	1:13	1112	5:57	1117	2:59	
12	1125	6:40	1132	1:06	1133	5:44	1139	4:04	Plants stuck on conveyor
13	1143	4:11	1147	1:13	1148	3:27	1151	4:00	" " "
14	1310	6:21	1316	1:08	1317	6:15	1323	3:13	" " "
15	1328	3:16	1331	1:25	1332	3:23	1335	3:37	" " "
16	1339	4:11	1343	1:15	1344	4:16	1348	3:14	
17	1353	4:23	1357	1:26	1358	4:12	1402	9:10	Plants stuck on conveyor

HARVESTER RECORD
waterhyacinth

Date: 11 Aug 76

Location: 2AT-13B4

Density: 84 tons/acre

Starting Time: 0730

Ending Time: 1415

Weather:

Load No.	Time to Harvest Load min:sec	Dist. Traveled to Harvest Load ft	Transporter Hookup hr-clock	Transporter No.	Time to Transfer Load min:sec	Transporter Unhook hr-clock	Resume Harvest hr-clock	Waiting on Transporter min:sec	Remarks
1		Cleaning main canal - no record -							
2	9:02	160	0957	1	1:15	0958	0948	-	
3	15:17	250	1014	1	1:20	1015	0958	-	
4	11:26	190	1027	1	0:55	1028	1016	-	
5	11:13	160	1041	1	2:10	1043	1030	-	
6	9:12	220	1059	1	1:05	1100	1050	-	Operator break.
7	18:38	300	1121	1	1:50	1122	1102	-	
8	14:04	200	1136	1	0:57	1137	1122	-	
9	12:34	190	1146	1	1:05	1147	1133(?)	-	
10	8:30	160	1324	1	0:50	1325	1315	-	
11	9:34	240	1336	1	0:53	1337	1326	-	Right paddle wheel broke down.
12	12:17	190	1353	1	0:41	1354	1341	-	
13	6:55	200	1402	1	1:45	1404	1355	-	
14	2:50	90	1410	1	1:15	1411	1407	-	Rained out.

TRANSPORTER RECORD
waterhyacinth

Transporter No. 1

Date: 11 Aug 76

Starting Time: 0730

Ending Time: 1345

Weather:

Location: 2AT-13B4

Load No.	Conveyor		Empty Travel		Harvester		Time to Load		Harvester		Full Travel		Conveyor		Unload Time		Remarks
	hr-clock	min:sec	hr-clock	min:sec	hr-clock	min:sec	hr-clock	min:sec	hr-clock	min:sec	hr-clock	min:sec	hr-clock	min:sec	hr-clock	min:sec	
1	0945	3:40	0949	1:03	0950	4:01	0954	2:40									Wait for harvester
2	1010	4:08	1014	0:57	1015	3:34	1019	2:01									
3	1022	3:36	1029	0:47	1030	3:40	1034	2:36									Wait for harvester 2:30
4	1035	3:40	1040	2:00	1042	3:54	1046	3:25									" " 1:00
5	1053	3:35	1101	0:51	1102	3:54	1106	6:29									" " 3:40
6	1111	3:47	1117	2:07	1119	3:42	1123	2:59									Wait for harvester 2:15
7	1128	4:22	1132	0:56	1133	3:39	1137	2:13									
8	1139	4:32	1147	1:03	1148	9:47	1158	2:01									Waited for harvester 3:25 - towed harvester
9	1317	4:36	1322	0:48	1323	4:06	1327	2:09									" "
10	1330	4:28	1334	0:50	1335	4:02	1339	2:16									Rained out

HARVESTER RECORD
waterhyacinth

Date: 12 Aug 76 Starting Time: 0730 Ending Time: 1600 Weather:
 Location: 2AT-1384
 Density: 84 tons/acre

Load No.	Time to Harvest Load min:sec	Dist. Traveled to Harvest Load ft	Transporter Hookup hr-clock	Transporter No.	Time to Transfer Load min:sec	Transporter Unhook hr-clock	Resume Harvest hr-clock	Waiting on Transporter min:sec	Remarks
1	2:57	90	0848	1	1:55	0850	0851	-	
2	10:30	260	0902	1	2:00	0904	0910	-	
3	10:31	340	0925	1	1:18	0926	0927	4:20	
4	8:20	260	0937	1	0:55	0938	0941	1:20	Giving instructions. Talk
5	9:43	230	0954	1	1:35	0956	0957	3:10	
6	12:10	200	1011	1	1:05	1012	1012	0:45	
7	12:17	360	1025	1	1:25	1026	1027	0:30	
8	11:20	300	1039	1	2:10	1041	1045	0:30	
9	15:00	260	1103	1	1:40	1105	1107	2:40	
10	8:24	300	1117	1	1:05	1118	1120	0:55	
11	8:53	310	1129	1	1:15	1130	1134	-	
12	7:11	300	1144	1	1:25	1147	1432	3:02	Lunch
13	7:24	240	1440	1	0:51	1441	1443	-	
14	4:50	280	1458	1	1:04	1459	1500	9:25	
15	5:51	250	1513	1	1:05	1514	1515	7:11	
16	6:17	300	1530	1	1:03	1531	1535	7:50	
17	6:17	280	1544	1	1:21	1545	1547	2:25	
18	6:11	260	1557	1	1:25	1559	-	3:34	

Transporter No. 1

TRANSPORTER RECORD
waterhyacinth

Weather:

Ending Time: 1610

Starting Time: 0730

Date: 12 Aug 76

Location: ZAT-1384

Load No.	Conveyor Unhook hr-clock	Empty Travel Time min:sec	Harvester Hookup hr-clock	Time to Load min:sec	Harvester Unhook hr-clock	Full Travel Time min:sec	Conveyor Hookup hr-clock	Unload Time min:sec	Remarks
6	1005	No data	-	1:04	-	4:03	-	4:58	Plants stuck on conveyor - loads 1-5 not recorded Data incomplete Waited on harvester Plants stuck on harvester
7	1020	5:40	1026	1:18	1027	5:01	1032	4:00	
8	1036	5:03	1041	2:19	1043	4:36	1048	4:15	
9	1055	5:01	1100	1:45	1102	4:42	1107	3:21	
10	1111	5:16	1116	1:08	1117	4:35	1122	3:21	
11	1126	5:29	1131	1:17	1132	4:54	1137	3:01	
12	1424	-	-	-	-	-	-	-	
13	1430	6:24	1436	0:52	1437	5:30	1443	3:49	
14	1449	5:58	1455	1:04	1456	5:04	1501	3:53	
15	1503	4:51	1508	1:06	1509	4:22	1513	4:52	
16	1523	5:02	1528	1:03	1529	4:19	1533	4:02	
17	1537	5:13	1542	1:19	1543	4:26	1547	4:53	
18	1554	4:45	1559	1:35	1601	2:52	1604	-	

HARVESTER RECORD
waterhyacinth

Weather:

Ending Time: 1530

Starting Time: 0800

Date: 13 Aug 76

Location: 2AT-13B465

Density: Loads 1-6 : 84 tons/acre
7-16 : 110 tons/acre

Load No.	Time to Harvest Load		Dist. Traveled to Harvest Load ft	Transporter Hookup hr-clock	Transporter No.	Time to Transfer Load min:sec	Transporter Unhook hr-clock	Resume Harvest hr-clock	Waiting on Transporter min:sec	Remarks
	min:sec	hr-clock								
1	4:44	0825	190	0825	1	0:58	0826	0829	-	
2	5:54	0842	150	0842	1	2:02	0844	0847	6:35	
3	8:17	0907	120	0907	1	1:03	0908	0911	10:55	
4	18:35	0939	500	0939	1	1:06	0940	0943	8:51	
5	13:18	0956	450	0956	1	0:55	0957	0959	-	
6	16:14	1015	900	1015	1	0:48	1016	1017	-	
7	28:14	1045	2000	1045	1	1:12	1046	1056	-	
8	14:56	1111	450	1111	1	0:52	1112	1112	-	
9	10:15	1126	350	1126	1	1:03	1127	1129	-	
10	7:26	1140	300	1140	1	1:01	1141	1256	3:20	Lunch
11	4:35	1301	120	1301	1	1:28	1302	1303	-	
12	6:59	1332	190	1332	1	1:18	1333	1334	-	
13	15:16	1349	300	1349	1	1:17	1350	1352	21:47	
14	11:37	1404	280	1404	1	1:09	1405	1452	-	
15	5:41	1507	160	1507	1	1:22	1508	1509	9:56	
16	6:57	1521	250	1521	1	1:19	1522	-	4:58	

TRANSPORTER RECORD
waterhyacinth

Transporter No. 1

Weather:

Ending Time: 1000

Starting Time: 0800

Date: 13 Aug 76

Location: 2AT-1384

Load No.	Conveyor		Empty Travel		Harvester		Time to Load		Harvester		Full Travel		Conveyor		Unload Time		Remarks
	Unhook	hr-clock	Time	min:sec	Hookup	hr-clock	Load	min:sec	Unhook	hr-clock	Time	min:sec	Hookup	hr-clock	min:sec	min:sec	
1	0810		4:50	0:50	0815	0816	0:50	6:23	0816	0822	6:23	0822	3:47			Waited for harvester	
2	0833		5:20	1:53	0838	0840	1:53	5:32	0840	0846	5:32	0846	2:44			Hyacinths stuck	
3	0857		5:26	1:02	0923	0924	1:02	6:20	0924	0930	6:20	0930	1:40			"	
4	0930		2:54	1:01	0933	0934	1:01	2:56	0934	0937	2:56	0937	2:47			Waited for harvester	
5	0942		3:54	0:53	0946	0947	0:53	4:08	0947	0951	4:08	0951	2:28			No times for rest of day	

HARVESTER RECORD
waterhyacinth

Date: 16 Aug 76

Location: 2AT-13B5

Density: 110 tons/acre

Starting Time: 0825

Ending Time: 1540

Weather:

Load No.	Time to Harvest Load min:sec	Dist. Traveled to Harvest Load ft	Transporter Hookup hr-clock	Transporter No.	Time to Transfer Load min:sec	Transporter Unhook hr-clock	Resume Harvest hr-clock	Waiting on Transporter min:sec	Remarks
1	8:55	350	0839	1	0:55	0840	0845	-	
2	9:59	300	0855	1	0:44	0856	0858	-	
3	6:57	200	0912	1	1:09	0913	0915	6:29	
4	4:50	120	0934	1	1:13	0935	0937	14:04	
5	6:03	190	0953	1	1:21	0954	0957	9:36	
6	8:44	220	1031	1	1:14	1032	1035	24:35	
7	10:13	250	1053	1	1:34	1055	1145	7:19	
8	4:34	190	1150	1	1:56	1152	1246	-	Repair harvester coupling 49 min. Lunch
9	4:05	200	1250	1	0:59	1251	1258	-	
10	6:51	280	1312	1	1:20	1313	1316	6:31	
11	5:33	180	1333	1	1:56	1335	1335	11:25	
12	10:16	220	1353	1	1:27	1355	1356	7:41	
13	10:43	250	1414	1	1:31	1416	1417	6:52	
14	11:59	190	1435	1	1:14	1436	1439	5:40	
15	14:40	220	1456	1	1:16	1457	1459	2:16	
16	8:56	200	1517	1	1:07	1518	1520	8:37	
17	11:28	900	1534	1	3:11	1537	-	2:03	Wait and unload on conveyor.

W
C

TRANSPORTER RECORD
waterhyacinth

Transporter No. 1

Date: 16 Aug 76

Starting Time: 0825

Ending Time: 1530

Weather:

Location: 2AT-13B5

Load No.	Conveyor Unhook hr-clock	Empty Travel Time min:sec	Harvester Hookup hr-clock	Time to Load min:sec	Harvester Unhook hr-clock	Full Travel Time min:sec	Conveyor Hookup hr-clock	Unload Time min:sec	Remarks
1	0830	2:48	0836	1:00	0837	4:12	0841	2:08	Delay on harvester 6:07
2	0848	6:34	0857	0:42	0858	6:35	0905	1:29	" " 1:30
3	0907	7:12	0914	1:09	0915	7:18	0922	3:45	Hyacinths stuck 1:15
4	0928	6:50	0938	1:15	0939	6:49	0946	2:02	Harvester broken 3:03
5	0947	7:37	0955	1:17	0956	6:36	1003	3:00	Hyacinths stuck 0:47
6	1026	7:47	1034	1:12	1035	6:57	1042	3:25	Delay for parts 17:40
7	1047	7:15	1054	1:46	1056	7:27	1103	5:04	Hyacinths stuck 1:25
8	1111	7:40	1119	1:55	1121	6:51	1128	2:26	Harvester breakdown 32:05
9	1245	6:11	1253	0:52	1254	5:05	1301	3:54	Wait for harvester 1:30
10	1306	6:51	1313	1:18	1314	6:45	1321	3:55	Hyacinths stuck 0:47
11	1326	7:06	1333	1:52	1335	7:27	1342	3:55	" " 0:25
12	1343	7:03	1350	1:26	1351	6:56	1358	4:03	" " 0:55
13	1408	7:22	1415	1:31	1417	6:55	1424	4:30	" " 1:40
14	1428	7:25	1435	1:13	1436	7:20	1443	4:32	" " 1:12
15	1450	7:11	1457	1:14	1458	7:17	1505	3:36	" " 0:45
16	1510	6:52	1517	1:08	1518	6:53	1525	2:36	Get grease gun 0:38

HARVESTER RECORD
waterhyacinth

Date: 17 Aug 76 Starting Time: 0745 Ending Time: 1331 Weather:
 Location: 2AT-13B5
 Density: 110 tons/acre

Load No.	Time to Harvest Load		Dist. Traveled to Harvest Load ft	Transporter Hookup hr-clock	Transporter No.	Time to Transfer Load		Transporter Unhook hr-clock	Resume Harvest hr-clock	Waiting on Transporter min:sec	Remarks
	min:sec	min:sec				min:sec	min:sec				
1	8:24		240	0757	1	1:23		0759	0803	-	
2	12:18		280	0821	1	2:02		0823	0825	7:04	
3	23:20		350	0848	1	1:36		0850	0851	-	
4	4:10		120	0911	1	2:19		0912	0915	15:31	
5	10:11		250	0935	1	1:47		0937	0937	9:11	
6	13:04		300	0955	1	2:29		0957	1231	2:39	
7	58:54		7	1330	1	1:12		1331	-	-	1034 close down job. 1231 start job & close down 1313 for storm.

Two operators walked off. Test lanes measured off & speed runs rest of day.

TRANSPORTER RECORD
waterhyacinth

Transporter No. 1

Weather:

Ending Time: 1015

Starting Time: 0730

Date: 17 Aug 76
Location: 2AT-1385

Load No.	Conveyor Unhook hr-clock	Empty Travel Time min:sec	Harvester Hookup hr-clock	Time to Load min:sec	Harvester Unhook hr-clock	Full Travel Time min:sec	Conveyor Hookup hr-clock	Unload Time min:sec	Remarks
1	0743	7:06	0757	1:21	0758	7:19	0805	5:03	Waited for harvester 7:19 - plants stuck 2:06
2	0815	7:40	0823	1:55	0825	6:42	0832	8:12	Hyacinths stuck 5:46
3	0840	7:41	0848	1:34	0850	7:09	0857	7:00	Conveyor off 0:50 - Hyacinths stuck 2:35
4	0906	6:58	0913	2:11	0915	7:01	0922	5:27	Hyacinths stuck 2:13
5	0929	7:22	0936	1:46	0938	7:30	0946	4:00	" " 0:47
6	0950	6:28	0956	2:52	0959	6:14	1005	3:24	Operator walked off Did speed runs rest of day

HARVESTER RECORD
waterhyacinth

Weather:

Ending Time: 1510

Starting Time: 1010

Date: 18 Aug 76

Location: 2AT-18B

Density: 61 tons/acre

Load No.	Time to Harvest Load min:sec	Dist. Traveled to Harvest Load ft	Transporter Hookup hr-clock	Transporter No.	Time to Transfer Load min:sec	Transporter Unhook hr-clock	Resume Harvest hr-clock	Waiting on Transporter min:sec	Remarks
1	3:19	190	1017	1	1:02	1018	1020	-	
2	8:30	220	1033	1	1:03	1034	1037	4:02	
3	7:24	200	1047	1	0:04	1048	1053	2:10	
4	3:02	120	-	2:54 hook to conveyor		-	1117	7:24	
5	2:17	190	1119	1	0:59	1120	1121	-	
6	3:02	200	1129	1	1:12	1130	1133	4:49	
7	3:04	190	1144	1	1:10	1145	1147	7:14	
8	3:32	200	1155	1	1:28	1157	1237	4:21	Lunch
9	1:38	120	1239	1	0:56	1240	1242	-	
10	2:30	150	1301	1	1:04	1302	1303	15:44	Travel from harvest area to conveyor
11	2:42	150	1315	1	0:59	1316	1316	8:32	
12	2:26	150	1326	1	1:04	1327	1328	7:44	
13	6:31	200	1339	1	1:06	1340	1342	4:22	
14	4:34	250	1354	1	1:10	1355	1356	6:27	
15	6:55	200	1407	1	1:12	1408	1413	5:22	
16	6:55	300	1425	1	1:01	1426	1427	4:29	
17	9:02	300	1439	1	1:17	1440	1440	2:50	
18	6:01	250	1451	1	1:14	1452	1455	5:06	
19	7:02	300	1508	1	1:16	1509	-	5:30	

TRANSPORTER RECORD
waterhyacinth

Transporter No. 1

Date: 16 Aug 76 Starting Time: 1010
Location: 2AT-18B

Weather:

Ending Time: 1515

Load No.	Conveyor Unhook hr-clock	Empty Travel Time min:sec	Harvester Hookup hr-clock	Time to Load min:sec	Harvester Unhook hr-clock	Full Travel Time min:sec	Conveyor Hookup hr-clock	Unload Time min:sec	Remarks
1	1012	3:16	1019	1:02	1020	4:20	1024	3:34	Waited for harvester 3:58
2	1030	5:44	1036	1:19	1037	4:42	1042	3:19	
3	1045	2:06	1047	1:12	1048	2:16	1050	1:42	
4	1059	3:20	1102	-	-	-	-	-	
5	1114	2:55	1120	0:58	1121	4:29	1125	1:55	Wait for rain - shut down
6	1128	4:14	1132	0:52	1133	4:31	1138	2:54	Wait for harvester 2:45
7	1141	3:49	1145	1:09	1146	3:26	1149	1:58	Tools 0:30
8	1153	3:56	1157	1:24	1158	4:46	1203	3:45	
9	1232	4:06	1241	0:54	1242	5:07	1247	1:49	Wait for harvester 5:26 - stopped for rain
10	1253	3:53	1257	1:02	1258	4:48	1303	2:44	8:25
11	1311	3:58	1315	1:05	1316	4:28	1320	1:54	
12	1323	4:08	1327	1:03	1328	5:19	1333	1:50	
13	1337	3:57	1341	1:04	1342	5:15	1347	1:57	
14	1350	4:51	1355	1:14	1356	5:35	1402	2:45	
15	1406	4:17	1410	1:23	1411	4:29	1415	2:00	
16	1420	4:12	1424	-	-	4:43	-	2:29	No time to load recorded
17	1435	4:19	1439	1:14	1440	5:01	1445	1:48	
18	1450	4:17	1454	1:12	1455	4:47	1500	1:50	
19	1502	4:41	1507	1:47	1509	5:14	1514	1:17	

HARVESTER RECORD
waterhyacinth

Date: 19 Aug 76 Starting Time: 1109 Ending Time: 1536 Weather: Cloudy - warm heavy winds - some rain

Location: 2AT-188

Density: 61 tons/acre

Load No.	Time to Harvest min:sec	Dist. Traveled to Harvest ft	Transporter Hookup hr-clock	Transporter No.	Time to Transfer Load min:sec	Transporter Unhook hr-clock	Resume Harvest hr-clock	Waiting on Transporter min:sec	Remarks
13	3:10	250	1120	1	1:33	1122	1123	7:50	Loads 1-12 no time.
14	2:37	190	1126	2	1:16	1127	1129	-	
15	1:26	90	1136	1	1:08	1137	1137	6:35	
16	2:21	150	1144	2	1:09	1145	1149	5:16	
17	2:14	150	1151	1	0:55	1152	1154	-	
18	4:21	200	1158	1	1:02	1159	1236	-	Lunch
19	3:09	250	1239	1	1:07	1240	1241	-	
20	1:19	150	1242	2	0:55	1243	1247	-	
21	1:59	190	1254	1	1:14	1255	1257	5:16	
22	3:57	250	1301	2	0:59	1302	1302	1:24	
23	1:25	90	1306	1	1:13	1307	1312	2:03	
24	1:39	120	1320	2	1:09	1321	1319	7:06	
25	1:16	120	1323	1	1:12	1324	1329	2:37	
26	1:39	190	1340	2	1:11	1341	1342	9:04	
27	2:03	250	1344	1	1:09	1345	1347	-	
28	1:29	200	1357	2	1:07	1358	1359	8:21	
29	1:34	150	1401	1	1:09	1402	1403	-	
30	1:59	190	1416	1	1:24	1417	1420	11:29	Travel time from harvest area to Anchorage 7:09.
31	1:40	190	1422	2	0:58	1423	1427	-	
32	2:28	200	1432	1	1:13	1433	1438	2:29	
33	3:03	250	1447	2	1:03	1448	1449	6:08	
34	3:25	200	1452	1	1:08	1453	1455	-	
35	2:16	200	1504	2	1:16	1505	1507	7:06	
36	1:56	190	1509	1	1:03	1510	1512	-	
37	5:18	190	1523	1	1:10	1524	1526	6:04	
38	4:35	200	1531	1	Transporter hooked to harvester		1531	-	
39	3:58	190	1535	1	1:08	1536	-	-	

TRANSPORTER RECORD
waterhyacinth

Transporter No. 2

Weather:

Ending Time: 1545

Starting Time: 1109

Date: 19 Aug 76

Location: 2AT-18B

Load No.	Conveyor Unhook		Harvester Hookup		Time to Load		Harvester Unhook		Full Travel Time		Conveyor Hookup		Unload Time		Remarks
	hr	clock	hr	clock	min	sec	hr	clock	min	sec	hr	clock	min	sec	
7	1125	-	-	-	1:17	-	-	-	10:10	-	-	-	2:00	-	Recorders working on piling first loads
8	1140	5:46	1146	1147	1:11	5:37	1147	1153	5:37	1153	-	2:31	-	Lunch break	
9	1158	2:22	1200	-	-	2:03	-	-	2:03	-	-	-	-	-	Wait on harvester 6:30
10	1230	5:20	1242	1243	0:52	7:39	1243	1251	7:39	1251	-	1:55	-	Work on transporter 1:25	
11	1256	5:58	1302	1303	0:58	7:21	1303	1310	7:21	1310	-	1:10	-	Start of rain	
12	1320	5:53	1326	1327	1:12	9:16	1327	1336	9:16	1336	-	1:48	-	Work on transporter 9:50	
13	1339	6:14	1345	1346	1:10	7:14	1346	1353	7:14	1353	-	1:49	-	Get life jacket 1:48	
14	1351	6:31	1358	1359	1:07	7:02	1359	1406	7:02	1406	-	1:39	-	Two transporters operating - one timer	
15	1416	6:56	1423	1424	0:58	9:18	1424	1433	9:18	1433	-	3:14	-		
16	1442	6:49	1449	1450	1:01	7:67	1450	1458	7:67	1458	-	1:32	-		
17	1458	6:36	1505	1506	1:14	7:46	1506	1514	7:46	1514	-	1:55	-		
18	-	6:03	-	-	1:11	8:02	-	-	8:02	-	-	2:40	-		

HARVESTER RECORD
waterhyacinth

Weather:

Ending Time: 1521

Starting Time: 0736

Date: 20 Aug 76

Location: 2AT-18C

Density: 48 tons/acre

Load No.	Time to Harvest Load		Dist. Traveled to Harvest Load ft	Transporter Hookup		Transporter No.	Time to Transfer Load		Transporter Unhook		Resume Harvest		Waiting on Transporter		Remarks
	min:sec	hr-clock		hr-clock	min:sec		hr-clock	hr-clock	min:sec	hr-clock	hr-clock	min:sec	hr-clock	min:sec	
1	4:16		350	0746		2	1:03	0747	0749	-	-	-	-	-	
2	2:44		200	0805		1	1:07	0806	0810	12:36	-	-	-	-	
3	4:55		300	0815		2	0:56	0816	0817	-	-	-	-	-	
4	1:16		120	0823		1	1:16	0824	0826	5:13	-	-	-	-	
5	3:16		300	0829		2	1:14	0830	0837	-	-	-	-	-	
6	3:14		200	0840		1	1:19	0841	0840	3:20	-	-	-	-	
7	3:02		200	0843		2	0:56	0844	0847	-	-	-	-	-	
8	3:52		250	0851		1	1:02	0852	0855	-	-	-	-	-	
9	3:04		200	0858		2	1:03	0859	0900	-	-	-	-	-	
10	3:29		300	0904		1	1:19	0905	0913	-	-	-	-	-	
11	3:44		300	0917		2	1:03	0918	0919	-	-	-	-	-	
12	2:34		200	0922		1	1:10	0923	0929	-	-	-	-	-	
13	1:34		150	0935		2	0:59	0936	0933	3:25	-	-	-	-	
14	3:20		200	0936		1	1:01	0937	0939	-	-	-	-	-	
15	3:28		250	0947		2	1:05	0948	0948	4:06	-	-	-	-	
16	3:21		300	0954		1	1:01	0955	0955	-	-	-	-	-	
17	3:29		300	1005		2	1:00	1006	1007	6:02	-	-	-	-	
18	1:54		150	1009		1	1:04	1010	1012	-	-	-	-	-	
19	3:04		200	1021		2	1:06	1022	1022	5:42	-	-	-	-	
20	2:44		190	1025		1	1:03	1026	1034	-	-	-	-	-	
21	2:39		200	1041		2	0:59	1042	1044	3:36	-	-	-	-	
22	2:08		200	1046		1	1:02	1047	1047	-	-	-	-	-	
23	3:43		300	1056		2	0:57	1057	1058	5:18	-	-	-	-	
24	4:19		350	1102		1	1:05	1103	1105	-	-	-	-	-	
25	5:51		25	1111		2	0:59	1112	1114	-	-	-	-	-	
26	3:54		200	1118		1	1:02	1119	1119	-	-	-	-	-	

Fuel harvester.

HARVESTER RECORD
waterhyacinth

Weather:

Ending Time: 1521

Starting Time: 0736

Date: 20 Aug 76

Location: 2AT-12C

Density: 48 tons/acre

Load No.	Time to Harvest		Dist. Traveled to Harvest Load ft	Transporter Hookup hr-clock	Transporter No.	Time to Transfer		Transporter Unhook hr-clock	Resume Harvest hr-clock	Waiting on Transporter min:sec	Remarks
	min:sec	hr-clock				min:sec	hr-clock				
27	6:17	1125	450	1125	2	1:03	1126	1129	-		
28	3:32	1133	200	1133	1	1:04	1134	1135	-		
29	4:33	1140	400	1140	2	0:56	1141	1141	-		
30	4:14	1145	350	1145	1	0:54	1146	1147	-		
31	4:42	1152	400	1152	2	0:59	1153	1240	-	Lunch	
32	1:54	1242	120	1242	1	1:04	1243	1245	-		
33	3:49	1249	190	1249	2	0:59	1250	1251	-		
34	4:03	1256	400	1256	1	1:02	1257	1257	1:56		
35	3:56	1304	300	1304	2	1:12	1305	1307	3:30		
36	4:33	1312	400	1312	1	1:08	1313	1314	-		
37	3:44	1322	300	1322	2	1:01	1323	1324	4:23		
38	2:22	1327	200	1327	1	1:32	1329	1331	1:39		
39	1:51	1340	120	1340	2	1:02	1341	1342	6:46		
40	5:02	1347	1200	1347	1	1:03	1348	1349	-		
41	2:41	1356	250	1356	2	1:09	1357	1357	4:56		
42	5:32	1403	800	1403	1	0:56	1404	1406	-		
43	3:03	1415	300	1415	2	1:04	1416	1415	5:54		
44	2:44	1420	280	1420	1	1:05	1421	1422	1:59		
45	1:56	1432	200	1432	2	1:19	1433	1436	7:37		
46	2:15	1438	300	1438	1	1:00	1439	1440	-		
47	2:41	1449	320	1449	2	1:11	1450	1452	6:24		
48	2:15	1454	250	1454	1	1:13	1455	1457	1:22		
49	3:49	1506	300	1506	2	1:16	1507	1511	5:04		
50	2:02	1513	250	1513	1	1:12	1514	1517	-		
51	2:29	1520	250	1520	1	1:06	1521	-	-		

TRANSPORTER RECORD
waterhyacinth

Transporter No. 2

Weather:

Ending Time: 1520

Starting Time: 0736

Date: 20 Aug 76

Location: 2AT-18C

Load No.	Conveyor Unhook hr-clock	Empty Travel Time min:sec	Harvester Hookup hr-clock	Time to Load min:sec	Harvester Unhook hr-clock	Full Travel Time min:sec	Conveyor Hookup hr-clock	Unload Time min:sec	Remarks
1	0740	3:46	0747	1:03	0748	8:21	0802	4:05	Wait for harvester 3:15 - fix conveyor 6:00
2	0807	6:38	0814	0:56	0815	5:44	0821	2:08	
3	0824	5:07	0829	1:15	0830	6:34	0837	1:25	
4	0839	5:06	0844	0:53	0845	2:31	0848	1:19	Wait for harvester 0:15
5	0853	3:43	0908	1:20	0909	3:29	0912	1:19	" " 10:30
6	0904	4:00	0908	1:05	0910	3:50	0914	1:35	
7	0924	4:35	0929	0:53	0930	4:26	0934	6:25	Hyacinths stuck 4:00
8	0943	4:52	0948	1:08	0949	4:49	0954	6:43	" " 4:15
9	1000	5:01	1005	0:59	1006	5:19	1011	2:23	
10	1015	5:04	1020	1:07	1021	5:17	1026	2:58	Refuel 4:45
11	1033	5:30	1039	0:58	1040	5:00	1045	3:05	Hyacinths stuck 0:35
12	1051	4:35	1056	1:00	1057	4:33	1102	3:01	
13	1104	5:58	1110	1:04	1111	5:21	1116	2:24	
14	1119	3:51	1124	1:10	1125	3:22	1128	2:05	Wait for harvester 1:05
15	1133	3:53	1138	1:03	1139	3:55	1143	3:34	" " 1:15
16	1146	6:47	1153	0:59	1154	3:34	1158	2:27	1203 lunch break
17	1234	5:30	1247	1:00	1248	5:05	1253	3:30	Wait for harvester 6:45
18	1257	5:41	1303	1:14	1304	5:23	1309	3:25	
19	1314	7:23	1321	1:00	1322	6:51	1329	2:54	
20	1332	6:20	1338	0:56	1339	5:38	1345	2:54	
21	1348	6:05	1354	1:02	1355	5:34	1401	2:28	
22	1404	7:09	1411	1:04	1412	6:58	1419	2:33	
23	1424	6:10	1430	1:19	1431	5:46	1437	3:03	
24	1442	6:30	1449	1:08	1450	6:50	1457	2:47	
25	1500	6:12	1506	1:17	1507	6:08	1513	2:55	Last load other transporter. 51 loads

HARVESTER RECORD
waterhyacinth

Weather:

Ending Time: 1516

Starting Time: 0747

Date: 23 Aug 76

Location: 2AT-18E

Density: 1.30 tons/acre

Load No.	Time to Harvest Load min:sec	Dist. Traveled to Harvest Load ft	Transporter Hookup hr-clock	Transporter No.	Time to Transfer Load min:sec	Transporter Unhook hr-clock	Resume Harvest hr-clock	Waiting on Transporter min:sec	Remarks
1	3:15	250	0754	1	1:01	0755	0803	-	0730-0747 remove cutter from harvester.
2	4:13	300	0807	2	1:09	0808	0810	-	
3	4:18	300	0818	1	1:11	0819	0822	3:14	
4	4:11	280	0830	2	1:07	0831	0832	4:10	
5	3:04	250	0839	1	1:05	0840	0843	4:14	
6	2:24	250	0853	2	1:04	0854	0855	7:17	
7	2:27	200	0858	1	0:55	0859	0902	-	
8	1:56	190	0920	1	1:06	0921	0921	16:10	
9	2:34	200	0924	2	1:10	0926	0932	-	
10	2:24	200	0940	1	1:34	0942	0943	5:25	
11	2:36	250	0951	2	1:17	0952	0952	4:45	
12	1:54	190	1001	1	1:06	1002	1003	6:54	
13	1:57	150	1014	2	1:11	1015	1015	9:07	
14	2:33	200	1021	1	1:17	1022	1024	3:26	
15	2:18	190	1038	2	1:10	1039	1040	11:41	
16	1:37	150	1047	1	1:20	1048	1049	5:06	
17	1:57	200	1103	2	1:04	1104	1105	11:53	
18	2:04	250	1111	1	1:17	1112	1113	3:44	
19	2:21	200	1129	2	1:09	1130	1131	13:47	
20	1:13	120	1132	1	1:25	1133	1136	-	
21	1:12	120	1154	2	1:13	1155	1245	16:54	Lunch.
22	1:28	150	1247	1	1:05	1248	1249	-	
23	1:59	200	1251	2	1:15	1252	1254	-	
24	2:47	250	1307	1	1:09	1308	1308	10:14	
25	2:31	275	1316	2	1:11	1317	1317	4:42	

HARVESTER RECORD
waterhyacinth

Date: 23 Aug 76 Starting Time: 0747 Ending Time: 1516 Weather:
 Location: 2AT-18E
 Density: 130 tons/acre

Load No.	Time to Harvest Load min:sec	Dist. Traveled to Harvest Load ft	Transporter Hookup hr-clock	Transporter No.	Time to Transfer Load min:sec	Transporter Unhook hr-clock	Resume Harvest hr-clock	Waiting on Transporter min:sec	Remarks
26	2:41	300	1328	1	1:08	1329	1330	7:54	
27	2:08	200	1338	2	1:05	1339	1340	6:22	
28	1:48	190	1347	1	1:26	1348	1351	5:28	
29	1:56	200	1402	2	1:01	1403	1403	8:53	
30	2:17	220	1407	1	1:08	1408	1409	1:47	
31	2:26	250	1424	2	0:59	1425	1426	12:29	
32	2:48	280	1429	1	1:06	1430	1440	-	
33	2:45	250	1447	2	1:11	1448	1449	4:14	
34	3:10	200	1452	1	1:02	1453	1455	-	Move to new harvest area 7:55
35	4:21	350	1509	2	1:01	1510	1513	10:11	
36	2:13	250	1515	1	0:59	1516	-	-	

TRANSPORTER RECORD
waterhyacinth

Transporter No. 1

Weather:

Ending Time: 1530

Starting Time: 1322

Date: 23 Aug 76

Location: 2AT-18Z

Load No.	Conveyor		Empty Travel		Harvester		Time to		Harvester		Full Travel		Conveyor		Unload Time		Remarks	
	hr	clock	min	sec	hr	clock	hr	clock	min	sec	hr	clock	min	sec	hr	clock		min
13	1322		10	03	1332		1	05	1333		8	43	1342		1	36		Loads 1-12 not recorded
14	1344		8	06	1352		1	26	1353		8	30	1402		1	26		
15	1402		7	37	1410		1	09	1411		8	28	1419		1	20		
16	1423		8	01	1434		1	09	1435		8	13	1443		1	25		Wait for harvester 2:48
17	1444		10	01	1458		1	00	1459		10	29	1509		1	14		" " " 3:45
18	1510		9	12	1520		1	00	1521		8	08	1529		1	27		Wait for harvester 1:07 - wait to unload 1:15

TRANSPORTER RECORD
waterhyacinth

Transporter No. 2

Date: 23 Aug 76 Starting Time: 0750
Location: 2AT-18X

Ending Time: 1530

Weather:

Load No.	Conveyor		Empty Travel		Harvester		Time to Load		Harvester Unhook		Full Travel Time		Conveyor Hookup		Unload Time		Remarks
	hr-clock	min:sec	hr-clock	min:sec	hr-clock	min:sec	hr-clock	min:sec	hr-clock	min:sec	hr-clock	min:sec	hr-clock	min:sec	hr-clock	min:sec	
1	0750	7:45	0812	1:13	0813	1:13	0813	1:13	0813	9:33	0823	2:38				Wait for harvester 13:30	
2	0825	8:21	0833	1:01	0834	1:01	0834	1:01	0834	8:54	0843	3:14					
3	0847	8:51	0856	1:02	0857	1:02	0857	1:02	0857	9:44	0907	2:40				Refuel 5:55	
4	0914	8:17	0927	1:34	0929	1:34	0929	1:34	0929	10:15	0939	2:37				Wait for harvester 4:40	
5	0944	8:52	0953	1:18	0954	1:18	0954	1:18	0954	9:32	1004	2:22					
6	1006	10:09	1016	1:12	1017	1:12	1017	1:12	1017	10:48	1028	2:15					
7	1032	10:01	1042	1:09	1043	1:09	1043	1:09	1043	10:58	1054	2:13					
8	1056	9:59	1106	1:06	1107	1:06	1107	1:06	1107	10:42	1045	3:55					
9	1123	10:11	1033	1:07	1034	1:07	1034	1:07	1034	8:37	1206	2:10				Lunch break	
10	1148	8:10	1156	1:13	1157	1:13	1157	1:13	1157	10:36	1307	1:40				Wait for harvester 3:11	
11	1242	9:25	1255	1:17	1256	1:17	1256	1:17	1256	10:01	1329	1:22					
12	1308	9:55	1318	1:03	1319	1:03	1319	1:03	1319	10:11	1352	1:49					
13	1332	9:01	1341	1:00	1342	1:00	1342	1:00	1342	10:18	1409	2:14					
14	1349	9:11	1358	1:01	1359	1:01	1359	1:01	1359	9:24	1438	1:52					
15	1418	8:49	1427	0:58	1428	0:58	1428	0:58	1428	10:15	1500	2:00					
16	1440	9:26	1449	1:11	1450	1:11	1450	1:11	1450	10:15	1500	2:00					
17	1503	9:10	1512	1:01	1513	1:01	1513	1:01	1513	10:46	1524	2:07				Stop for day	

HARVESTER RECORD
waterhyacinth

Date: 24 Aug 76

Starting Time: 0734

Ending Time: 1515

Weather: Clear and warm, windy NE

Location: 2AT-18E - loads 1-14
2AT-18F - loads 15-40
Density: Loads 1-14 - 130 tons/acre
Loads 15-40 - 48 tons/acre

Load No.	Time to Harvest Load min:sec	Dist. Traveled to Harvest Load ft	Transporter Hookup hr-clock	Transporter No.	Time to Transfer Load min:sec	Transporter Unhook hr-clock	Resume Harvest hr-clock	Waiting on Transporter min:sec	Remarks
1	9:32	250	0745	1	0:52	0746	0746	-	
2	8:22	200	0755	2	0:56	0756	0758	-	
3	4:26	150	0802	1	1:53	08047	0803	-	
4	3:26	190	0807	2	0:59	0808	0808	-	
5	3:52	250	0812	1	1:06	0813	0814	-	
6	4:04	180	0820	2	0:59	0821	0822	1:19	
7	5:39	250	0828	1	0:58	0829	0840	-	
8	2:13	190	0842	2	1:13	0843	0845	-	
9	4:16	250	0849	1	1:10	0850	0855	-	Fuel harvester.
10	4:21	250	0900	2	1:01	0901	0902	-	
11	5:44	200	0908	1	1:00	0909	0909	-	
12	6:26	200	0916	2	0:55	0917	0917	-	
13	5:06	250	0922	1	0:58	0923	0924	-	
14	3:35	200	0928	2	1:05	0929	0934	-	
15	1:24	190	0936	1	1:00	0937	0938	-	
16	2:32	250	0945	2	1:11	0946	0947	3:59	
17	2:29	200	0950	1	0:57	0951	0952	-	Talk to Mr. Shirley
18	2:08	250	0959	2	0:57	1000	1000	4:44	
19	3:08	300	1003	1	1:17	1004	1006	-	
20	1:47	200	1012	2	1:02	1013	1013	3:25	
21	1:56	200	1017	1	1:04	1018	1019	1:51	
22	3:44	280	1025	2	1:01	1026	1027	2:04	
23	3:09	250	1035	1	1:10	1036	1038	5:07	
24	6:35	300	1047	2	1:02	1048	1048	1:35	
25	4:16	350	1052	1	1:04	1053	1055	-	
26	2:28	250	1104	2	2:03	1106	1326	6:13	Repairs 1115 until 1320.

HARVESTER RECORD
waterhyacinth

Date: 24 Aug 76 Starting Time: 0734 Ending Time: 1515 Weather: Clear and warm, windy NE

Location: 2AT-18E - loads 1-14
2AT-18F - loads 15-40
Density: Loads 1-14 - 130 tons/acre
Loads 15-40 - 48 tons/acre

Load No.	Time to Harvest Load		Dist. Traveled to Harvest Load ft	Transporter Hookup		Transporter No.	Time to Transfer Load		Transporter Unhook		Resume Harvest hr-clock	Waiting on Transporter		Remarks
	min:sec	min:sec		hr-clock	hr-clock		min:sec	min:sec	hr-clock	min:sec				
27	1:47	190	1328	1328	1	0:57	1329	1330	-	-	-	-	-	
28	2:05	200	1332	1332	2	1:16	1333	1335	-	-	1335	-	-	
29	4:05	350	1343	1343	1	0:59	1344	1346	4:14	4:14	1346	4:14	4:14	
30	1:40	200	1350	1350	2	1:13	1351	1353	2:20	2:20	1353	2:20	2:20	
31	2:30	250	1402	1402	1	1:22	1403	1403	6:15	6:15	1403	6:15	6:15	
32	1:42	200	1408	1408	2	1:03	1409	1410	3:19	3:19	1410	3:19	3:19	
33	2:25	250	1419	1419	1	1:21	1420	1421	6:11	6:11	1421	6:11	6:11	
34	2:29	250	1428	1428	2	1:14	1429	1432	3:56	3:56	1432	3:56	3:56	
35	2:27	300	1437	1437	1	1:09	1438	1437	1:58	1:58	1437	1:58	1:58	
36	2:08	250	1447	1447	2	1:13	1448	1448	7:32	7:32	1451	7:32	7:32	
37	1:52	200	1453	1453	1	0:59	1454	1455	-	-	1455	-	-	
38	2:03	225	1505	1505	2	0:57	1506	1507	8:14	8:14	1507	8:14	8:14	
39	2:10	250	1509	1509	1	1:05	1510	1512	-	-	1512	-	-	
40	1:58	190	1514	1514	1	1:01	1515	-	-	-	-	-	-	

TRANSPORTER RECORD
waterhyacinth

Transporter No. 1

Date: 24 Aug 76

Starting Time: 0730

Weather:

Location: 2AT-18Z
2AT-18F

Load No.	Conveyor Unhook hr-clock	Empty Travel Time min:sec	Harvester Hookup hr-clock	Time to Load min:sec	Harvester Unhook hr-clock	Full Travel Time min:sec	Conveyor Hookup hr-clock	Unload Time min:sec	Remarks
1	0740	1:39	0742	1:53	0744	1:31	0746	1:34	Hyacinths stuck 1:00
2	0753	1:53	0805	1:57	0807	2:33	0810	2:32	Wait for harvester 10:10
3	0812	3:06	0817	1:08	0818	3:07	0821	1:45	" " " 2:25
4	0824	3:52	0832	1:59	0834	3:28	0837	4:17	" " " 4:00 - Hyacinths stuck 2:25
5	0843	3:57	0854	1:10	0855	4:38	0900	5:13	" " " 7:05
6	0906	4:51	0911	1:00	0912	4:36	0919	2:04	" " " "
7	0920	4:05	0927	0:59	0928	4:40	0932	1:51	" " " 3:16
8	0935	4:50	0941	1:01	0942	5:10	0947	1:36	" " " 0:39
9	0949	4:14	0953	1:02	0954	4:52	0959	1:44	" " " 0:57
10	1002	4:21	1008	1:19	1009	5:10	1014	1:51	" " " 1:46
11	1017	4:51	1022	1:04	1023	5:16	1028	8:57	Hyacinths stuck 7:15
12	1036	4:23	1040	1:18	1041	4:25	1045	1:58	Wait to unload 0:38
13	1049	4:37	1058	1:09	1059	6:12	1105	2:12	Wait for harvester 3:35 - hyacinths stuck 0:30
14	1326	5:33	1334	1:01	1335	6:26	1341	2:49	" " " 1:40
15	1343	5:20	1348	1:03	1349	6:07	1355	4:36	Hyacinths stuck 3:06
16	1359	5:50	1405	1:22	1406	6:59	1413	2:43	" " " 1:00
17	1417	6:22	1423	1:23	1424	8:01	1432	2:00	" " " "
18	1435	5:01	1440	1:09	1441	6:29	1447	1:28	Wait for harvester 0:25
19	1450	5:54	1457	1:00	1458	7:28	1505	1:42	" " " 0:55
20	1507	5:03	1513	1:17	1514	6:59	1521	2:10	" " " 1:04
21	1525	-	-	1:10	-	-	-	2:07	Harvester transported load

TRANSPORTER RECORD
waterhyacinth

Transporter No. 2

Date: 24 Aug 76
Location: 2AT-18F

Starting Time: 0730

Ending Time: 1517

Weather:

Load No.	Conveyor Unhook hr-clock	Empty Travel Time min:sec	Harvester Hookup hr-clock	Time to Load min:sec	Harvester Unhook hr-clock	Fall Travel Time min:sec	Conveyor Hookup hr-clock	Unload Time min:sec	Remarks
1	0735	2:02	0759	0:56	0800	2:08	0802	2:47	Wait for harvester 22:19
2	0805	2:15	0809	0:58	0810	2:55	0813	5:35	" " " 1:50 - hyacinths stuck 2:61
3	0819	3:24	0822	0:55	0823	3:32	0827	2:45	
4	0831	9:08	0846	1:12	0847	5:45	0853	2:01	Wait for harvester 5:37
5	0855	4:37	0903	1:01	0904	5:17	0909	1:38	" " " 2:30
6	0912	4:58	0919	0:54	0920	5:00	0925	2:40	" " " 2:25
7	0928	5:06	0933	0:56	0934	5:20	0939	3:40	Hyacinths stuck 1:15
8	0944	4:49	0949	0:55	0950	5:07	0955	1:36	
9	0958	4:25	1002	0:59	1003	4:24	1007	1:59	
10	1010	4:27	1014	1:02	1015	6:10	1021	2:15	Wait for harvester 1:30 - hyacinths stuck 2:30
11	1024	4:48	1031	1:02	1032	5:22	1037	5:38	1100 shut down - conveyor broken - harvester brought this load
12	1045	4:52	1050	1:04	1051	5:26	1056	1:35	Wait for harvester 2:25
13	1327	5:32	1335	2:15	1337	7:16	1343	1:48	
14	1346	6:25	1352	1:11	1353	8:24	1401	1:48	
15	1404	6:59	1411	1:05	1421	9:23	1421	1:33	
16	1424	7:27	1431	1:04	1432	8:20	1440	1:23	
17	1444	6:44	1451	1:16	1452	8:25	1500	1:53	
18	1503	5:19	1508	0:59	1509	6:55	1516	1:36	Work on conveyor 0:55 - shut off 1525

HARVESTER RECORD
waterhyacinth

Weather:

Ending Time: 1000

Starting Time: 0730

Date: 25 Aug 76

Location: 2AT-16A

Density: 44 tons/acre

Load No.	Time to Harvest Load min:sec	Dist. Traveled to Harvest Load ft	Transporter Hookup hr-clock	Transporter No.	Time to Transfer Load min:sec	Transporter Unhook hr-clock	Resume Harvest hr-clock	Waiting on Transporter min:sec	Remarks
1	8:30	180	0750	1	0:57	0751	0752	-	
2	7:28	160	0759	2	0:56	0800	0800	-	Shore line plants
3	7:39	160	0808	1	1:04	0809	0811	-	
4	8:32	190	0820	2	1:06	0821	0824	-	
5	4:53	150	0829	1	1:19	0830	0831	-	
6	5:37	200	0837	2	1:11	0838	0839	-	
7	6:18	200	0845	1	1:07	0846	0849	-	
8	5:34	250	0855	2	1:05	0856	0856	-	
9	3:10	120	0859	1	0:57	0900	0902	-	
10	5:39	240	0908	2	1:07	0909	0915	-	
11	4:35	180	0920	1	1:02	0921	0925	-	
12	5:20	240	0930	2	1:02	0931	0933	-	
13	5:37	260	0939	1	2:00	0941	0942	-	
14	7:35	220	0950	1	Dumped load on shore			-	Harvester broken down.

TRANSPORTER RECORD
waterhyacinth

Transporter No. 1

Date: 25 Aug 76
Location: 2AT-18A

Starting Time: 0730

Ending Time: 1000

Weather:

Load No.	Conveyor Unhook hr-clock	Empty Travel Time min:sec	Harvester Hook-up hr-clock	Time to Load min:sec	Harvester Unhook hr-clock	Full Travel Time min:sec	Conveyor Hookup hr-clock	Unload Time min:sec	Remarks
1	0744	3:32	0756	1:00	0757	3:24	0800	2:51	Wait for harvester 8:25 - byacinths stuck 1:20
2	0803	3:27	0814	1:11	0815	3:20	0818	2:50	" " " " " " " "
3	0822	3:31	0836	1:21	0837	3:57	0841	3:17	" " " " " " " "
4	0845	4:09	0854	1:08	0855	3:50	0859	2:41	" " " " " " " "
5	0901	3:46	0906	1:03	0907	3:30	0911	2:29	" " " " " " " "
6	0913	4:16	0924	1:03	0925	4:09	0929	2:12	" " " " " " " "
7	0931	4:24	0939	2:00	0941	4:18	0945	2:25	" " " " " " " "
									Harvester stops 0958

TRANSPORTER RECORD
waterhyacinth

Transporter No. 2

Date: 25 Aug 76 Starting Time: 0730
Location: 2AT-18A

Ending Time: 1000

Weather:

Load No.	Conveyor Unhook		Empty Travel Time		Harvester Hookup		Time to Load		Harvester Unhook		Full Travel Time		Conveyor Hookup		Unload Time		Remarks
	hr	clock	min	sec	hr	clock	min	sec	hr	clock	min	sec	hr	clock	min	sec	
1	0743		3:22		0803		0:56		0804		4:08		0808		3:28		Wait for harvester 16:37 - hyacinth stuck
2	0812		4:11		0826		1:33		0828		4:30		0832		3:22		" " " " " "
3	0837		4:26		0843		1:12		0844		4:46		0849		1:51		" " " " " "
4	0851		4:30		0900		1:06		0901		4:42		0906		1:42		" " " " " "
5	0908		4:59		0916		1:05		0917		4:16		0921		2:26		" " " " " "
6	0919		4:49		0928		0:56		0929		4:07		0933		2:09		" " " " " "
7	0936		4:29		1000		-		-		-		-				No data - harvester conveyor stuck - shut down 1004

HARVESTER RECORD
waterhyacinth

Date: 26 Aug 76 Starting Time: 0800 Ending Time: 1520 Weather: Clear & warm morning

Location: Loads 1-19 : 2AT-18F
Loads 20-36 : 2AT-18D
Density: Loads 1-19 : 48 tons/acre
Loads 20-36 : 151 tons/acre

Load No.	Time to Harvest Load		Dist. Traveled to Harvest Load ft	Transporter Hookup hr-clock	Transporter No.	Time to Transfer Load min:sec	Transporter Unhook hr-clock	Resume Harvest hr-clock	Waiting on Transporter min:sec	Remarks
	min:sec	hr-clock								
1	8:11	0814	200	0814	1	1:05	0815	0817	-	Shore line plants
2	10:26	0827	350	0827	2	1:03	0828	0828	-	" "
3	12:17	0840	450	0840	1	0:56	0841	0845	-	" "
4	9:55	0855	375	0855	2	0:58	0856	0857	-	" "
5	7:41	0905	250	0905	1	1:19	0906	0906	-	" "
6	7:34	0914	275	0914	2	0:57	0915	0916	-	" "
7	5:01	0921	200	0921	1	1:00	0922	0922	-	" "
8	3:05	0930	190	0930	2	1:17	0931	0933	4:36	" "
9	8:19	0941	280	0941	1	1:09	0942	0944	-	" "
10	11:07	0955	400	0955	2	0:55	0956	0956	-	" "
11	2:46	0959	90	0959	1	1:11	1000	1001	-	" "
12	3:41	1009	200	1009	2	1:05	1010	1012	4:19	" "
13	2:30	1015	190	1015	1	0:56	1016	1017	-	" "
14	3:04	1026	225	1026	2	1:10	1027	1029	5:32	" "
15	6:46	1036	280	1036	2	1:05	1037	1039	-	" "
16	5:41	1054	250	1054	2	1:14	1055	1055	-	" "
17	4:12	1105	200	1105	1	1:09	1106	1055	1:42	" "
18	7:52	1114	350	1114	2	0:59	1115	1106	1:27	" "
19	8:16	1132	350	1132	1	1:01	1133	1135	-	" "
20	2:36	1138	250	1138	2	0:59	1139	1121	-	" "
21	3:26	1144	300	1144	1	1:00	1139	1121	-	" "
22	2:12	1240	200	1240	1	1:09	1124	1238	-	" "
23	2:23	1247	200	1247	1	0:57	1241	1243	-	" "
24	3:28	1305	300	1305	2	1:01	1248	1251	-	" "
25	2:30	1313	200	1305	1	1:17	1306	1308	10:29	" "
26	1:26	1326	120	1313	2	1:08	1306	1315	2:56	" "
27	3:51	1326	280	1326	1	1:05	1327	1327	6:47	" "

Move to new harvest area-
12 min.
Lunch.

HARVESTER RECORD
waterhyacinth

Weather: Clear & warm morning

Ending Time: 1520

Starting Time: 0800

Date: 26 Aug 76
Location: Loads 1-19 : 2AT-18F
 Loads 20-36 : 2AT-18D
Density: Loads 1-19 : 48 tons/acre
 Loads 20-36 : 151 tons/acre

Load No.	Time to Harvest Load		Dist. Traveled to Harvest Load ft	Transporter Hookup		Transporter No.	Time to Transfer Load		Transporter Unhook		Resume Harvest		Waiting on Transporter		Remarks
	min:sec	hr:clock		hr:clock	min:sec		hr:clock	hr:clock	min:sec	hr:clock	hr:clock	min:sec	hr:clock	min:sec	
28	2:42	1337	250	1337	1337	2	1:11	1338	1341	6:55					
29	2:01	1347	200	1347	1348	1	1:01	1348	1348	4:34					
30	2:49	1401	250	1401	1402	2	1:00	1402	1403	9:24					
31	3:05	1408	280	1408	1409	1	0:58	1409	1409	1:42					
32	5:40	1424	200	1424	1425	2	0:59	1425	1426	8:41					
33	3:18	1429	300	1429	1430	1	1:00	1430	1435	-					
34	6:07	1447	190	1447	1448	2	1:03	1448	1450	6:19					
35	2:34	1457	200	1457	1458	1	1:02	1458	1459	3:33					
36	1:43	1515	150	1515	1516	2	1:07	1516	-	13:56					

TRANSPORTER RECORD
waterhyacinth

Transporter No. 1

Date: 26 Aug 76
Location: 2AT-18F
2AT-18D

Starting Time: 0800

Ending Time: 1510

Weather:

Load No.	Conveyor Unhook hr-clock	Empty Travel Time min:sec	Harvester Hookup hr-clock	Harvester Load min:sec	Harvester Unhook hr-clock	Full Travel Time min:sec	Conveyor Hookup hr-clock	Unload Time min:sec	Remarks
1	0806	4:31	0816	1:09	0817	5:04	0822	3:09	Wait for harvester 6:27
2	0827	4:26	0845	0:57	0846	5:11	0851	3:12	" " " 13:36
3	0855	4:87	0908	1:20	0909	4:19	0913	3:15	" " " 7:30
4	0915	4:06	0922	1:04	0923	4:41	0928	4:55	" " " 2:32 - hyacinths stuck
5	0934	5:04	0944	1:10	0945	4:34	0950	3:39	" " " 5:15 "
6	0954	5:21	1002	1:15	1003	4:50	1008	2:53	" " " 2:45
7	1010	6:05	1018	1:06	1019	4:51	1024	2:26	" " " 1:41
8	1027	5:13	1032	1:06	1033	5:03	1038	3:20	Hyacinths stuck 0:40
9	1049	6:01	1102	1:11	1103	5:14	1108	3:30	Wait for harvester 7:07
10	1104	5:57	1116	1:00	1117	2:43	1120	2:48	" " " 6:19
11	1125	7:42	1141	1:02	1142	10:22	1152	1:03	" " " 7:53
12	1201	-	-	1:35	-	-	-	1:30	Harvester transported load 22
13	1231	8:01	1238	0:58	1239	11:15	1240	2:13	
14	1257	9:06	1303	1:20	1304	8:52	1313	2:21	
15	1318	8:11	1326	1:05	1327	9:08	1336	2:20	
16	1340	8:12	1348	1:00	1349	8:38	1358	2:04	
17	1400	8:07	1408	1:01	1409	9:06	1418	2:08	
18	1421	10:00	1431	1:00	1432	11:45	1444	2:03	Rescue boat 3:25
19	1449	8:01	1457	1:05	1458	9:50	1508	2:13	

TRANSPORTER RECORD
waterhyacinth

Transporter No. 2

Weather:

Ending Time: 1535

Starting Time: 0800

Date: 26 Aug 76

Location: 2AT-187
2AT-180

Load No.	Conveyor Unhook hr-clock	Empty Travel Time min:sec	Harvester Hookup hr-clock	Time to Load min:sec	Harvester Unhook hr-clock	Full Travel Time min:sec	Conveyor Hookup hr-clock	Unload Time min:sec	Remarks
1	0803	4:57	0826	1:00	0827	4:23	0831	2:13	Wait for harvester 18:10 - stuck on sand 1:40
2	0837	5:03	0854	0:58	0855	5:00	0900	1:39	" " " 12:19
3	0906	5:10	0917	0:58	0918	4:55	0923	4:25	" " " 6:01
4	0926	5:32	0932	1:18	0933	5:10	0938	3:43	Hyacinths stuck 1:54
5	0942	4:52	0955	0:53	0956	5:33	1002	2:15	Wait for harvester 7:25
6	1005	6:19	1011	1:06	1012	5:20	1017	3:15	Hyacinths stuck 1:10
7	1021	6:22	1027	1:15	1028	5:53	1034	3:30	" " " 1:35
8	1039	6:18	1045	1:14	1046	8:10	1054	1:54	" " " 0:45
9	1053	7:07	1100	1:00	1101	5:43	1107	1:47	
10	1113	5:47	1119	0:58	1120	12:26	1132	2:21	Wait for harvester 14:25 - move to new location
11	1230	9:36	1249	1:01	1250	10:56	1301	1:35	" " " 9:08
12	1303	11:05	1314	1:10	1315	11:07	1326	1:42	
13	1328	9:22	1337	1:09	1338	9:57	1348	2:13	
14	1352	8:54	1401	1:00	1402	10:37	1413	2:20	
15	1415	9:06	1424	1:00	1425	10:38	1436	2:03	
16	1438	8:46	1447	0:59	1448	14:38	1503	1:30	Wind blowing towards the lake, harder to hook up to conveyor, longer trips coming back
17	1505	8:55	1514	1:13	1515	15:45	1531	1:13	

HARVESTER RECORD
waterhyacinth

Date: 27 Aug 76

Starting Time: 0738

Ending Time: 1511

Weather: Clear & hot morning

Location: 2A1-18E

Density: 130 tons/acre

Load No.	Time to Harvest Load		Dist. Traveled to Harvest Load ft	Transporter Hookup hr-clock	Transporter No.	Time to Transfer Load		Transporter Unhook hr-clock	Resume Harvest hr-clock	Waiting on Transporter min:sec	Remarks
	min:sec	hr-clock				min:sec	hr-clock				
1	13:43	0802	600	0802	1	0:49	0803	0803	-	-	
2	26:50	0830	450	0830	2	0:50	0831	0843	-	-	
3	3:10	0846	200	0846	1	0:55	0847	0849	-	-	
4	3:24	0855	250	0855	2	1:10	0856	0857	2:25		
5	3:42	0903	280	0903	1	1:07	0904	0906	1:47		
6	3:59	0914	250	0914	2	1:03	0915	0917	4:10		
7	3:30	0921	200	0921	1	0:59	0922	0923	-	-	
8	2:25	0930	190	0930	2	1:00	0931	0933	4:26		
9	2:36	0939	200	0939	1	1:03	0940	0940	3:06		
10	1:59	0950	150	0950	2	1:04	0951	0952	7:39		
11	3:04	0955	250	0955	1	0:59	0956	0957	-	-	
12	3:53	1007	300	1007	2	1:01	1008	1009	5:55		
13	4:30	1014	350	1014	1	1:08	1015	1017	-	-	
14	3:44	1026	250	1026	2	0:59	1027	1029	4:49		
15	3:59	1033	250	1033	1	1:01	1034	1035	-	-	
16	2:38	1044	200	1044	2	1:10	1046	1046	6:34		
17	4:04	1050	300	1050	1	1:02	1051	1053	-	-	
18	4:48	1103	350	1103	2	0:59	1104	1104	4:54		
19	3:17	1107	250	1107	1	1:04	1108	1112	-	-	
20	2:34	1121	200	1121	2	1:05	1122	1124	6:05		
21	2:17	1126	200	1126	1	1:01	1127	1130	-	-	
22	2:25	1139	250	1139	2	0:56	1140	1140	6:34		
23	2:07	1144	200	1144	1	1:04	1145	1147	1:57		Lunch
24	2:23	1150	220	1150	1	1:21	1151	1239	-	-	
25	2:25	1242	200	1242	1	1:00	1243	1244	-	-	
26	2:03	1246	190	1246	2	0:59	1247	1249	-	-	
27	3:34	1300	280	1300	1	0:57	1301	1301	7:30		

HARVESTER RECORD
waterhyacinth

Date: 27 Aug 76

Ending Time: 1511

Starting Time: 0738

Location: 2AT-18E

Weather: Clear & hot morning

Density: 130 tons/acre

Load No.	Time to Harvest Load		Dist. Traveled to Harvest Load ft.	Transporter Hookup hr-clock	Transporter No.	Time to Transfer Load min:sec	Transporter Unhook hr-clock	Resume Harvest hr-clock	Waiting on Transporter min:sec	Remarks
	min:sec	hr-clock								
28	4:02	1305	350	1305	2	1:05	1306	1309	-	
29	2:39	1315	250	1315	1	1:04	1316	1317	3:09	
30	2:31	1327	280	1327	2	1:07	1328	1328	7:14	
31	2:29	1331	250	1331	1	1:09	1332	1333	-	
32	5:22	1346	425	1346	2	1:03	1347	1349	7:26	
33	2:06	1351	200	1351	1	1:06	1352	1354	-	
34	3:12	1407	250	1407	2	1:04	1408	1408	9:29	
35	3:03	1411	250	1411	1	1:09	1412	1413	-	
36	4:03	1424	300	1424	2	0:56	1425	1426	7:04	
37	3:14	1429	275	1429	1	0:58	1430	1431	-	
38	4:09	1442	350	1442	2	1:02	1443	1447	7:10	
39	2:46	1450	200	1450	1	1:04	1451	1452	-	
40	4:56	1505	300	1505	2	1:02	1506	1505	7:33	
41	4:38	1510	250	1510	1	1:04	1511	-	-	

TRANSPORTER RECORD
waterhyacinth

Transporter No. 1

Weather:

Ending Time: 1520

Starting Time: 0738

Date: 27 Aug 76
Location: 2AT-18E

Load No.	Conveyor Unhook hr-clock	Empty Travel Time min:sec	Harvester Hookup hr-clock	Time to Load min:sec	Harvester Unhook hr-clock	Full Travel Time min:sec	Conveyor Hookup hr-clock	Unload Time min:sec	Remarks
1	0742	8:31	0803	0:53	0804	9:15	0813	2:37	Wait for harvester 11:57
2	0817	13:02	0832	0:54	0833	6:17	0839	2:32	" " " 7:56
3	0859	6:06	0907	1:07	0908	6:21	0914	2:26	" " " 2:12
4	0915	6:05	0921	1:00	0922	7:12	0929	1:52	
5	0934	6:14	0940	1:05	0941	6:27	0947	2:14	
6	0950	5:54	0958	0:59	0959	6:18	1005	2:30	Wait for harvester 1:30
7	1012	6:30	1022	1:09	1023	6:38	1030	2:27	" " " 3:23
8	1028	6:06	1034	0:53	1035	8:19	1043	1:57	" " " 1:04
9	1046	6:10	1052	1:02	1053	6:27	1059	2:10	" " " 2:55
10	1102	6:34	1112	1:04	1113	7:41	1121	2:04	
11	1121	7:03	1128	1:02	1129	7:43	1137	2:04	
12	1139	6:37	1146	1:02	1147	7:44	1155	1:53	
13	1231	5:42	1241	0:58	1242	8:05	1250	2:15	Harvester transported load 24
14	1255	5:48	1301	0:59	1302	6:18	1308	2:07	Wait for harvester, 3:41
15	1310	6:14	1316	1:07	1317	6:08	1323	2:27	
16	1321	5:36	1328	1:06	1329	5:56	1335	2:21	Wait for harvester 1:00
17	1344	6:06	1353	1:07	1354	7:33	1402	1:43	" " " 2:53
18	1403	6:08	1409	3:16	1412	8:23	1420	2:10	Wait to unload 0:40
19	1420	5:57	1426	1:01	1427	6:03	1433	1:43	Wait to transport 4:30
20	1440	6:04	1446	1:03	1447	8:25	1455	2:12	" " " 3:56
21	1502	6:19	1508	1:06	1509	6:42	1516	2:30	

HARVESTER RECORD
waterhyacinth

Date: 30 Aug 76

Starting Time: 0800

Ending Time: 1520

Weather: Cloudy & warm morning
Clear & hot afternoon

Location: 2AT-18F

Density: 48 tons/acre

Load No.	Time to Harvest Load		Dist. Traveled to Harvest Load ft	Transporter Hookup		Transporter No.	Time to Transfer Load		Transporter Unhook	Resume Harvest	Waiting on Transporter		Remarks
	Min	Sec		hr	clock		min	sec			min	sec	
1	2	30	200	0813	0814	2	0	59	0814	0814	5	28	
2	5	13	350	0823	0824	1	0	55	0826	0826	4	05	
3	8	44	400	0835	0836	2	1	02	0837	0837	-	-	
4	3	07	250	0839	0840	1	1	03	0843	0843	1	02	
5	3	34	280	0857	0858	2	1	02	0859	0859	10	44	
6	3	06	300	0904	0905	1	1	05	0906	0906	1	55	
7	3	16	300	0917	0918	2	1	00	0921	0921	7	30	
8	3	30	280	0925	0926	1	1	01	0928	0928	-	-	
9	2	58	250	0939	0940	2	1	06	0942	0942	8	20	
10	3	57	300	0946	0947	1	0	57	0949	0949	-	-	
11	4	21	350	1002	1003	2	1	15	1010	1010	8	34	
12	4	26	300	1022	1023(?)	1	1	05	1018	1018	7	15	
13	5	07	350	1024	1025	2	1	05	1031	1031	1	10	
14	2	45	300	1034	1035	1	1	04	1039	1039	-	-	
15	3	25	280	1053	1054	2	1	07	1056	1056	11	00	
16	3	40	300	1100	1101	1	1	07	1103	1103	-	-	
17	5	50	340	1117	1118	2	1	09	1117	1117	7	40	
18	3	50	300	1121	1122	1	1	00	1125	1125	-	-	
19	6	29	420	1138	1139	2	1	02	1139	1139	6	30	
20	5	00	350	1145	1146	1	1	14	1148	1148	1	00	
21	3	17	320	1151	1152	1	1	04	1236	1236	-	-	Lunch
22	3	12	300	1239	1240	1	1	02	1240	1240	-	-	
23	3	10	250	1246	1247	2	0	52	1248	1248	2	38	
24	5	35	400	1257	1258	1	0	55	1258	1258	2	55	
25	5	35	420	1310	1311	2	1	19	1312	1312	5	38	
26	3	25	280	1315	1316	1	1	00	1318	1318	-	-	
27	2	58	200	1334	1335	2	1	01	1337	1337	12	30	

HARVESTER RECORD
waterhyacinth

Date: 30 Aug 76 Starting Time: 0800 Ending Time: 1520 Weather: Cloudy & warm morning
Clear & hot afternoon

Location: 2AT-18F

Density: 48 tons/acre

Load No.	Time to Harvest Load min:sec	Dist. Traveled to Harvest Load ft	Transporter Hookup hr-clock	Transporter No.	Time to Transfer Load min:sec	Transporter Unhook hr-clock	Resume Harvest hr-clock	Waiting on Transporter min:sec	Remarks
28	2:17	200	1339	1	0:53	1340	1342	-	
29	5:20	340	1358	2	1:01	1359	1400	11:10	
30	4:10	360	1404	1	0:57	1405	1406	-	
31	1:30	160	1422	2	1:06	1423	1423	13:30	
32	3:40	240	1427	1	0:54	1428	1429	-	
33	3:27	280	1447	2	1:07	-	1449	14:35	
34	4:04	300	1453	1	0:52	1454	1455	-	
35	2:57	250	1514	2	1:05	1515	1516	15:55	
36	3:18	250	1519	1	1:24	1520	-	-	

TRANSPORTER RECORD
waterhyacinth

Transporter No. 1

Weather:

Ending Time: 1540

Starting Time: 0730

Date: 30 Aug 76
Location: 2AT-18F

Load No.	Conveyor Unhook hr-clock	Empty Travel Time min:sec	Harvester Hookup hr-clock	Time to Load min:sec	Harvester Unhook hr-clock	Full Travel Time min:sec	Conveyor Hookup hr-clock	Unload Time min:sec	Remarks
1	0816	6:19	0828	0:55	0829	7:19	0816	2:16	Wait for harvester 5:47. Stop for instructions
2	0844	6:28	0850	1:04	0851	6:39	0858	2:40	Hyacinths stuck 0:30.
3	0902	7:02	0914	1:07	0915	9:31	0925	2:02	Wait for harvester 5:21.
4	0927	7:16	0936	1:00	0937	8:15	0945	1:58	" " " 2:10.
5	0948	7:39	0959	1:00	1000	9:33	1010	2:17	" " " 3:24.
6	1012	7:04	1020	1:07	1021	7:23	1028	3:02	" " " 1:20. Hyacinths stuck 0:45.
7	1032	7:52	1042	1:06	1043	10:13	1053	1:50	" " " 1:55.
8	1055	7:25	1105	1:18	1106	10:18	1116	1:40	" " " 2:45.
9	1119	9:13	1129	1:00	1130	8:53	1139	2:10	" " " 0:46.
10	1141	9:23	1153	1:16	1154	9:12	1203	2:12	" " " 2:12.
11	1232	6:14	1241	1:02	1242	7:42	1250	1:35	Harvester transported load 21.
12	1254	8:03	1302	0:57	1303	7:58	1311	1:33	Wait for harvester 3:07.
13	1313	6:37	1321	1:01	1322	6:58	1329	1:30	" " " 0:45. Wait to unload 1:44.
14	1334	7:53	1346	0:55	1347	9:55	1357	1:11	" " " 3:51. Wait to unload 1:30.
15	1400	7:39	1410	1:00	1411	8:10	1419	1:38	" " " 1:56.
16	1422	6:57	1433	1:00	1434	7:07	1441	1:22	" " " 4:13. " " " 1:33.
17	1444	6:33	1459	1:07	1500	7:16	1507	1:30	" " " 8:07. " " " 2:59.
18	1514	5:54	1527	1:22	1528	5:41	1534	1:28	" " " 6:55.

TRANSPORTER RECORD
waterhyacinth

Transporter No. 2

Date: 30 Aug 76 Starting Time: 0730
Location: 2AT-18F

Ending Time: 1530

Weather:

Load No.	Conveyor Unhook hr-clock	Empty Travel Time min:sec	Harvester Hookup hr-clock	Time to Load min:sec	Harvester Unhook hr-clock	Full Travel Time min:sec	Conveyor Hookup hr-clock	Unload Time min:sec	Remarks
1	0809	7:51	0817	0:54	0818	8:52	0827	1:58	Very shallow water 1:30 - instructions. Wait for harvester 2:33. Hyacinths stuck 1:10. Hyacinths stuck 0:36.
2	0829	8:03	0840	1:04	0841	9:06	0850	2:59	
3	0856	7:32	0904	1:02	0905	7:58	0913	2:38	
4	0915	8:56	0924	1:07	0925	9:10	0934	1:49	
5	0937	9:14	0946	1:05	0947	No data	-	No data	
6	1003	No data	-	1:03	-	8:18	-	1:52	
7	1013	8:42	1021	1:04	1022	11:02	1033	1:48	
8	1036	8:58	1045	1:07	1046	9:41	1056	2:05	
9	1110	8:21	1119	1:11	1120	8:58	1129	2:26	
10	1130	8:52	1139	1:02	1140	9:13	1149	2:14	
11	1230	6:07	1245	0:53	1246	10:30	1257	1:20	1155 stop for lunch. Wait for harvester 8:52.
12	1301	9:21	1310	1:18	1311	10:02	1321	2:39	
13	1320	9:40	1330	1:01	1331	10:13	1341	2:30	
14	1349	8:55	1358	1:00	1359	9:24	1408	1:45	
15	1412	10:01	1422	1:02	1423	11:27	1434	1:49	
16	1436	10:04	1446	1:08	1447	13:07	1500	2:11	
17	1505	9:54	1515	1:05	1516	11:10	1527	2:08	Wait for conveyor 2:18.

HARVESTER RECORD
waterhyacinth

Date: 31 Aug 76

Starting Time: 0738

Ending Time: 1511

Weather: Cloudy & warm, very windy NE

Location: 2AT-18C

Density: 48 tons/acre

Load No.	Time to Harvest Load min:sec	Dist. Traveled to Harvest Load ft	Transporter Hookup hr-clock	Transporter No.	Time to Transfer Load min:sec	Transporter Unhook hr-clock	Resume Harvest hr-clock	Waiting on Transporter min:sec	Remarks
1	5:49	500	0752	1	0:54	0753	0753	-	
2	5:56	450	0759	2	0:49	0800	0802	-	Water depth 26 in.
3	4:33	375	0812	1	0:52	0813	0813	5:31	
4	4:57	350	0821	2	0:47	0822	0823	3:08	
5	3:14	200	0827	1	0:52	0828	0830	1:11	
6	2:44	200	0847	2	0:58	0848	0848	13:32	
7	2:42	200	0851	1	0:51	0852	0854	-	Water depth 29 in.
8	4:00	300	0908	2	0:53	0909	0910	10:04	
9	4:26	350	0915	1	0:57	0916	0917	-	
10	6:09	450	0927	2	0:55	0928	0930	4:19	
11	2:56	200	0933	1	0:53	0934	0935	-	
12	4:24	325	0947	2	0:49	0948	0949	7:06	
13	2:51	200	0952	1	0:56	0953	0954	-	
14	3:29	280	1005	2	0:51	1006	1007	8:02	
15	5:03	350	1012	1	0:53	1013	1014	-	Water depth 29 in.
16	4:29	300	1024	2	0:56	1025	1027	5:46	
17	3:26	280	1031	1	0:58	1032	1032	-	
18	5:19	450	1044	2	0:54	1045	1047	6:51	
19	3:27	250	1051	1	0:51	1052	1053	-	Water depth 26 in.
20	2:51	200	1102	2	0:53	1103	1105	6:19	
21	4:47	300	1110	1	0:56	1111	1111	-	
22	5:21	400	1120	2	0:51	1121	1124	3:35	
23	5:08	400	1129	1	0:54	1130	1131	-	
24	4:47	350	1139	2	0:59	1140	1142	3:09	
25	4:30	300	1147	1	0:55	1148	1238	-	Lunch
26	3:49	300	1242	1	0:53	1243	1245	-	
27	4:10	350	1249	2	0:54	1250	1252	-	

HARVESTER RECORD
waterhyacinth

Date: 31 Aug 76

Starting Time: 0738

Ending Time: 1511

Weather: Cloudy & warm, very windy NE

Location: ZAT-18C

Density: 48 tons/acre

Load No.	Time to Harvest Load min:sec	Dist. Traveled to Harvest Load ft	Transporter Hookup hr-clock	Transporter No.	Time to Transfer Load min:sec	Transporter Unhook hr-clock	Resume Harvest hr-clock	Waiting on Transporter min:sec	Remarks
28	2:25	200	1258	1	0:56	1259	1301	3:51	
29	3:27	300	1310	2	1:06	1311	1314	5:44	
30	3:15	280	1317	1	1:02	1318	1321	-	
31	2:49	250	1331	2	0:55	1332	1333	7:09	
32	3:01	280	1338	1	0:56	1339	1340	1:42	
33	3:56	300	1350	2	0:50	1351	1353	5:58	
34	6:14	480	1359	1	0:58	1400	1401	-	Water depth 25 in.
35	3:32	300	1409	2	0:55	1410	1412	3:24	
36	4:25	350	1416	1	0:52	1417	1418	-	Water depth 20 in.
37	3:34	300	1428	2	0:56	1429	1429	5:44	
38	4:35	200	1434	1	0:49	1435	1437	-	
39	5:24	350	1445	2	0:53	1446	1447	2:26	
40	4:51	300	1452	1	0:51	1453	1455	-	
41	6:05	480	1505	2	0:59	1506	1507	3:26	
42	3:19	250	1510	1	0:53	1511	-	-	

TRANSPORTER RECORD
waterhyacinth

Transporter No. 1

Weather:

Ending Time: 1530

Starting Time: 0730

Date: 31 Aug 76
Location: 2AT-18C

Load No.	Conveyor		Empty Travel		Harvester		Time to Load		Harvester		Full Travel		Conveyor		Unload Time		Waiting on		Remarks	
	hr	clock	min	sec	hr	clock	min	sec	hr	clock	hr	clock	min	sec	hr	clock	min	sec		Harvester
1	0740		7:51		0755		0:54		0756		9:33		0806		2:10		6:21		Hyacinths stuck 0:15.	
2	0807		7:27		0814		0:53		0815		6:46		0822		2:19		-		" " " 0:10.	
3	0824		6:15		0830		0:51		0831		5:37		0837		1:53		-		Wait to unload 2:26.	
4	0842		6:24		0854		0:52		0855		5:34		0901		1:31		5:35		" " " 2:37.	
5	0904		6:04		0917		0:53		0918		7:23		0925		1:33		6:42			
6	0927		6:12		0936		0:53		0937		6:41		0944		1:22		2:31			
7	0945		5:43		0954		0:54		0955		6:07		1001		1:49		3:43			
8	1003		6:17		1015		0:50		1016		6:59		1023		1:40		5:35			
9	1020		8:09		1028		0:53		1029		8:07		1037		1:33		-			
10	1043		6:47		1055		0:54		1056		7:03		1103		1:25		4:45			
11	1102		6:11		1112		0:56		1113		7:01		1120		1:23		3:54			
12	1122		6:29		1132		0:54		1133		6:56		1140		1:15		4:01			
13	1141		5:38		1149		0:52		1150		6:54		1157		1:26		2:04			
14	1234		5:36		1245		0:53		1246		7:04		1253		1:28		5:15		Hyacinths stuck 0:15.	
15	1255		6:46		1302		0:58		1303		6:28		1309		1:59		-			
16	1310		6:33		1321		1:01		1322		8:05		1330		2:15		3:30			
17	1332		7:27		1342		0:56		1343		6:44		1350		1:35		3:07			
18	1350		7:33		1358		0:56		1359		7:24		1406		1:32		-			
19	1410		5:23		1417		0:53		1418		6:13		1424		1:27		1:50			
20	1427		4:57		1438		0:49		1439		6:51		1446		1:25		5:43			
21	1447		6:13		1454		0:55		1455		6:20		1501		1:36		1:02			
22	1505		6:00		1512		1:07		1513		6:55		1520		1:20		1:26			

HARVESTER RECORD
waterhyacinth

Date: 1 Sep 76

Ending Time: 1515

Starting Time: 0735

Weather: Clear and warm

Location: 2AT-18E

Density: 130 tons/acre

Load No.	Time to Harvest Load min:sec	Dist. Traveled to Harvest Load ft	Transporter Hookup hr-clock	Transporter No.	Time to Transfer Load min:sec	Transporter Unhook hr-clock	Resume Harvest hr-clock	Waiting on Transporter min:sec	Remarks
1	3:25	180	0747	1	0:55	0748	0750	-	
2	3:08	160	0753	2	0:51	0754	0755	-	
3	5:53	240	0803	1	1:08	0804	0805	2:00	
4	4:26	200	0813	2	0:49	0814	0814	3:15	
5	4:19	240	0820	1	1:10	0821	0822	1:08	
6	5:48	280	0831	2	1:10	0832	0833	2:25	
7	4:50	300	0838	1	0:51	0840	0842	-	
8	5:45	380	0849	2	0:58	0850	0851	1:00	Refuel 2:21
9	7:16	500	0858	1	0:57	0859	0902	-	Change operators (44. sec.)
10	3:28	200	0908	2	0:59	0909	0910	2:15	
11	5:46	350	0920	1	1:14	0921	0923	5:46	
12	3:29	200	0931	2	1:11	0932	0933	3:59	
13	5:55	350	0939	1	1:02	0940	0942	-	
14	6:03	400	0949	2	0:58	0950	0954	0:45	Change operators (35 sec.)
15	4:13	300	0959	1	0:55	1000	1000	0:30	
16	7:34	520	1009	2	0:56	1010	1011	0:57	
17	6:41	450	1018	1	0:52	1019	1021	-	
18	4:20	350	1028	2	0:52	1029	1030	2:25	
19	5:18	450	1036	1	0:53	1037	1038	-	
20	3:08	240	1044	2	0:55	1045	1047	3:10	
21	4:30	380	1053	1	0:56	1054	1056	0:47	
22	3:53	350	1103	2	0:58	1104	1104	2:38	
23	3:47	350	1111	1	1:01	1112	1113	2:55	
24	6:18	650	1119	2	0:54	1120	1122	-	
25	4:51	450	1128	1	0:59	1129	1130	1:13	
26	5:57	600	1137	2	0:52	1138	1140	1:15	

HARVESTER RECORD
waterhyacinth

Date: 1 SEP 76

Starting Time: 0753

Ending Time: 1515

Weather: Clear and warm

Location: 2AT-18E

Density: 130 tons/acre

Load No.	Time to Harvest Load min:sec	Dist. Traveled to Harvest Load ft	Transporter Hookup hr-clock	Transporter No.	Time to Transfer Load min:sec	Transporter Unhook hr-clock	Resume Harvest hr-clock	Waiting on Transporter min:sec	Remarks
27	3:48	140	1146	1	1:02	1147	1238	1:58	
28	5:05	70	1243	1	1:11	1244	1244	-	Lunch
29	2:33	100	1247	2	0:58	1248	1249	0:25	
30	2:55	400	1301	1	1:16	1302	1304	9:45	
31	3:34	400	1310	2	1:40	1312	1313	2:00	
32	8:51	700	1322	1	1:11	1323	1324	-	
33	8:14	500	1332	2	0:58	1333	1335	-	
34	9:54	400	1346	1	1:30	1347	1349	0:43	
35	9:57	500	1359	2	1:07	1400	1400	-	
36	7:12	400	1408	1	1:13	1409	1412	0:43	
37	11:31	700	1424	2	1:05	1425	1425	-	
38	7:22	350	1433	1	1:32	1435	1435	-	
39	10:28	600	1446	2	1:10	1447	1447	-	
40	10:55	600	1459	1	1:33	1500	1500	1:00	
41	9:45	550	1512	2	1:09	1513	1502	-	

TRANSPORTER RECORD
waterhyacinth

Transporter No. 1

Weather:

Ending Time: 1520

Starting Time: 0730

Date: 1 Sep 76
Location: 2AT-18E

Load No.	Conveyor Unhook		Empty Travel Time		Harvester Hookup		Time to Load		Harvester Unhook		Full Travel Time		Conveyor Hookup		Unload Time		Waiting on Harvester		Remarks
	hr	clock	min	sec	hr	clock	hr	clock	min	sec	hr	clock	min	sec	hr	clock	min	sec	
1	0741		6:02		0749		0:54		0750		6:07		0756		1:38		2:15		
2	0759		6:42		0806		1:00		0807		7:47		0815		1:39		-		
3	0815		6:43		0822		1:00		0823		7:20		0830		1:28		-		
4	0833		5:20		0840		0:53		0841		7:25		0848		1:42		2:06		Stop to refuel 1:35.
5	0853		6:25		0901		0:56		0902		8:36		0911		2:27		1:45		Stop for phone call 1:25.
6	0915		6:57		0922		1:12		0923		7:53		0931		1:59		-		
7	0935		6:33		0942		1:04		0943		6:06		0949		1:44		-		
8	0951		6:16		1001		0:55		1002		7:06		1009		1:21		3:43		
9	1010		5:36		1021		0:57		1022		7:08		1029		1:48		5:10		Hyacinths stuck 0:20.
10	1031		7:20		1038		0:52		1039		6:35		1046		1:36		-		
11	1049		6:16		1055		0:57		1056		7:34		1104		1:27		-		
12	1106		6:43		1113		1:00		1114		7:16		1121		1:24		-		
13	1122		7:02		1129		1:00		1130		7:44		1138		1:21		-		
14	1140		7:13		1147		1:03		1148		6:07		1154		1:40		4:48		
15	1230		6:18		1241		1:12		1242		8:32		1251		1:55		-		
16	1256		7:30		1304		1:16		1305		8:18		1313		2:00		-		
17	1315		7:02		1324		1:11		1325		8:51		1334		2:35		1:34		
18	1336		7:56		1348		1:30		1350		8:27		1358		2:20		3:47		
19	1400		6:57		1410		1:15		1411		9:32		1421		2:20		3:15		
20	1425		8:23		1436		1:36		1438		8:50		1447		2:20		2:11		
21	1447		7:20		1501		1:37		1503		7:51		1511		2:54		6:58		

TRANSPORTER RECORD
waterhyacinth

Transporter No. 2

Date: 1 Sep 76
Location: 2AT-18E

Starting Time: 0730

Ending Time: 1530

Weather:

Load No.	Conveyor Unhook hr-clock	Empty Travel Time min:sec	Harvester Hookup hr-clock	Time to Load min:sec	Harvester Unhook hr-clock	Full Travel Time min:sec	Conveyor Hookup hr-clock	Unload Time min:sec	Remarks
1	0737	5:32	0751	0:51	0752	10:04	0802	1:54	Wait on harvester 7:39.
2	0806	6:18	0812	0:50	0813	7:07	0820	2:14	
3	0824	5:45	0830	0:54	0831	6:44	0838	2:22	
4	0842	6:04	0848	0:57	0849	6:33	0856	2:44	Conveyor stuck.
5	0859	7:08	0906	1:00	0907	9:50	0917	2:34	
6	0922	6:50	0929	0:53	0930	9:49	0940	2:04	
7	0944	7:01	0951	0:57	0952	7:47	1000	2:16	
8	1002	5:59	1008	0:59	1009	8:14	1017	2:04	
9	1021	6:19	1027	0:51	1028	7:02	1035	2:27	
10	1038	6:08	1044	0:53	1045	6:55	1052	2:08	
11	1054	6:15	1100	0:59	1101	7:01	1108	2:07	
12	1112	5:31	1118	0:54	1119	7:31	1127	2:04	
13	1130	6:02	1136	0:51	1137	6:50	1144	2:03	Lunch.
14	1231	X6:14F	1244	0:57	1245	X10:10F	1255	2:17	Wait on harvester 7:24.
15	1300	X7:33B	1308	1:44	1310	X8:50B	1319	2:05	
16	1322	7:21	1332	0:57	1333	79:08	1342	2:14	Wait on harvester 2:11.
17	1345	7:11	1356	1:02	1357	78:51	1406	2:44	" " " 4:09.
18	1412	7:52	1422	0:51	1423	T10:13	1433	2:34	" " " 1:52.
19	1436	7:27	1443	1:07	1444	8:46	1453	3:03	" " " "
20	1501	6:39	1513	1:11	1514	8:51	1523	2:48	" " " 5:01.

X: Distance was approx. same. Was hitting bottom in 20" of water forward - hit no bottom backward (water 22" to 28").

T: Transporter hits bottom very badly in 19" water. Harvester runs better backwards in shallow water.

HARVESTER RECORD
waterhyacinth

Date: 2 SEP 76

Starting Time: 0738

Ending Time: 1510

Location: 2AT-18E

Density: 130 tons/acre

Weather: Clear and warm

Load No.	Time to Harvest Load		Dist. Traveled to Harvest Load ft	Transporter Hookup hr-clock	Transporter No.	Time to Transfer Load		Transporter Unhook hr-clock	Resume Harvest hr-clock	Waiting on Transporter		Remarks
	min:sec	hr-clock				min:sec	hr-clock			min:sec	hr-clock	
1	3:29		180	0753	1	1:24	0754	0754	0:25			
2	4:14		240	0758	2	1:25	0759	0802	0:25			
3	3:49		200	0821	1	1:37	0823	0823	14:28			
4	4:03		200	0828	2	1:15	0829	0830	1:08			
5	4:00		220	0843	1	1:38	0845	0846	8:45			
6	4:15		220	0854	2	1:21	0855	0856	3:24			
7	4:05		200	0905	1	1:32	0907	0909	4:48			
8	4:38		240	0918	2	1:10	0919	0920	3:30			
9	5:41		240	0935	1	1:20	0936	0939	8:45			
10	6:40		350	0947	2	2:03	0949	0949	0:30			
11	6:55		420	0959	1	1:13	1000	1001	2:55			
12	8:30		520	1014	2	1:10	1015	1015	3:31			
13	6:55		480	1023	1	1:32	1025	1025	0:35			
14	6:27		400	1038	2	1:02	1039	1041	5:35			
15	5:17		400	1047	1	1:22	1048	1048	0:26			
16	6:29		450	1100	2	1:06	1101	1103	5:06			
17	6:30		400	1111	1	1:27	1112	1112	0:40			
18	7:30		550	1124	2	0:55	1125	1125	3:41			
19	6:47		450	1132	1	1:40	1134	1135	-			
20	4:54		300	1140	1	1:28	1142	1152	-			
21	7:10		500	1259	2	0:59	1300	1301	-			Lunch
22	9:08		600	1310	1	1:27	1312	1312	-			
23	11:02		750	1324	2	0:55	1325	1327	0:57			
24	5:42		340	1333	1	1:31	1335	1336	-			
25	9:18		520	1348	2	1:02	1349	1350	2:27			
26	6:36		380	1357	1	1:32	1359	1359	-			

HARVESTER RECORD
waterhyacinth

Weather: Clear and hot

Ending Time: 1510

Starting Time: 0738

Date: 02 Sep 76

Location: 2AT-18E

Density: 130 tons/acre

Load No.	Time to Harvest Load		Dist. Traveled to Harvest Load ft	Transporter Hookup hr-clock	Transporter No.	Time to Transfer Load min:sec	Transporter Unhook hr-clock	Resume Harvest hr-clock	Waiting on Transporter min:sec	Remarks
	min:sec	hr-clock								
27	4:42	1407	200	1407	2	1:21	1409	1411	2:34	
28	5:50	1417	320	1417	1	1:20	1418	1422	-	
29	7:50	1431	350	1431	2	1:39	1433	1438	5:10	
30	5:15	1444	300	1444	1	1:26	1445	1447	0:35	
31	6:34	1459	360	1459	2	1:24	1500	1501	5:33	
32	6:04	1508	320	1508	1	1:40	1510		0:35	

TRANSPORTER RECORD
waterhyacinth

Transporter No. 1

Date: 2 Sep 76 Starting Time: 0738 Ending Time: 1530
Location: 2AT-18E

Weather:

Load No.	Conveyor Unhook hr-clock	Empty Travel Time min:sec	Harvester Hookup hr-clock	Time to Load min:sec	Harvester Unhook hr-clock	Full Travel Time min:sec	Conveyor Hookup hr-clock	Unload Time min:sec	Waiting on Harvester min:sec	Remarks
1	0742	9:29	0756	1:25	0757	10:26	0807	4:43	4:34	Hyacinths stuck 2:15. Check sea wall 2:25.
2	0817	8:25	0825	1:38	0827	10:17	0837	1:52	-	
3	0840	8:48	0849	1:36	0851	10:03	0901	2:33	-	Hyacinths stuck 0:45.
4	0902	8:53	0911	1:23	0912	9:28	0921	1:47	-	Stuck in shallow water 7:10.
5	0932	8:29	0940	1:23	0941	9:45	0951	2:05	-	
6	0955	8:26	1003	1:15	1004	10:04	1014	4:07	-	Hyacinths stuck 1:53.
7	1020	8:25	1028	1:33	1030	9:44	1040	2:00	-	
8	1040	7:56	1050	1:22	1051	9:44	1101	2:40	1:41	" " 0:30.
9	1104	8:24	1114	1:23	1115	9:52	1125	2:52	1:20	
10	1125	8:37	1134	1:44	1136	9:35	1146	2:11	-	
11	1146	-	-	1:30	-	-	-	2:30	-	Harvester transported load 20.
12	1245	8:54	1314	1:26	1315	10:05	1325	3:15	20:03	Hyacinths stuck 0:30.
13	1330	8:26	1338	1:35	1340	9:22	1349	2:23	-	
14	1351	8:43	1401	1:35	1403	9:46	1413	2:17	1:00	
15	1415	9:12	1425	1:30	1427	10:34	1438	2:45	1:11	Hyacinths stuck 0:25.
16	1440	9:16	1449	1:27	1450	9:18	1459	2:19	-	
17	1503	7:58	1513	1:31	1515	8:05	1523	2:31	2:10	

TRANSPORTER RECORD
waterhyacinth

Transporter No. 2

Starting Time: 0738

Ending Time: 1515

Weather:

Date: 2 Sep 76
Location: JAT-18E

Load No.	Conveyor Unhook hr-clock	Empty Travel Time min:sec	Harvester Hookup hr-clock	Harvester Unhook hr-clock	Full Travel Time min:sec	Conveyor Hookup hr-clock	Unload Time min:sec	Remarks
1	0740	8:38	0802	0803	10:39	0814	2:58	Wait on truck 1:41. Wait on harvester 12:51. Wait on harvester 3:49. Wait on harvester 8:04.
2	0822	no time	-	-	10:55	-	2:20	
3	0847	8:39	0856	0857	10:42	0908	2:58	
4	0911	8:53	0920	0921	10:47	0932	2:48	
5	0936	8:11	0948	0949	12:18	1001	2:44	
6	1006	8:58	1015	1016	11:02	1027	3:11	
7	1031	7:56	1039	1040	9:35	1050	2:32	
8	1054	8:38	1103	1104	10:14	1114	2:22	
9	1117	7:54	1125	1126	10:23	1136	2:58	
10	1245	6:23	1301	1302	11:42	1314	3:59	
11	1319	8:27	1327	1328	10:14	1338	1:58	
12	1342	8:01	1350	1351	9:21	1400	1:36	
13	1403	8:29	1411	1412	10:24	1422	3:44	
14	1430	9:19	1439	1441	10:12	1451	1:56	
15	1453	8:44	1502	1503	9:46	1513	2:44	

HARVESTER RECORD
waterhyacinth

Date: 3 Sep 76

Starting Time: 0742

Ending Time: 1415

Weather: Clear and warm

Location: 2AT-18E

Density: 130 tons/acre

Load No.	Time to Harvest min:sec	Dist. Traveled to Harvest Load ft	Transporter Hookup hr-clock	Transporter No.	Time to Transfer Load min:sec	Transporter Unhook hr-clock	Resume Harvest hr-clock	Waiting on Transporter min:sec	Remarks
1	6:58	400	0758	2	1:05	0759	0800	-	
2	5:57	360	0807	1	1:52	0809	0811	1:00	
3	14:56	1200	0828	2	1:19	0829	0831	1:57	
4	5:54	400	0837	1	1:15	0839	0840	0:20	
5	7:25	500	0852	2	0:58	0853	0854	4:45	
6	5:47	380	0901	1	2:07	0903	0903	0:35	
7	7:45	480	0916	2	1:07	0917	0919	5:09	
8	5:12	360	0926	1	1:30	0928	0928	1:55	
9	9:17	650	0942	2	1:12	0943	0945	4:30	
10	6:19	440	0953	1	2:28	0955	0956	1:40	
11	8:05	550	1006	2	1:33	1008	1008	1:46	
12	6:13	480	1020	1	1:18	1021	1023	6:10	
13	7:32	520	1032	2	1:09	1033	1035	0:45	
14	6:05	440	1046	1	1:31	1048	1048	5:05	
15	6:59	500	1112	2	1:03	1113	1115	16:49	
16	5:25	420	1122	1	1:42	1124	1124	1:09	
17	9:55	750	1135	2	1:10	1136	1139	1:02	
18	4:32	240	1144	2	1:21	1145	1148	-	
19	7:55	550	1256	1	1:30	1258	1259	-	
20	8:30	650	1307	2	1:05	1308	1309	-	
21	10:07	800	1319	1	1:34	1321	1322	-	
22	6:25	450	1330	2	1:15	1331	1333	2:20	
23	8:21	480	1342	1	1:50	1344	1345	1:20	
24	8:16	700	1356	2	1:08	1357	1358	3:05	
25	7:27	520	1406	1	1:24	1407	1408	0:43	
26	5:52	400	1414	2	1:32	1416	1408		Lunch

TRANSPORTER RECORD
waterhyacinth

Transporter No. 1

Weather:

Ending Time: 1420

Starting Time: 0730

Date: 3 Sep 76

Location: 2AT-18E

Load No.	Conveyor Unhook hr:clock	Empty Travel Time min:sec	Harvester Hookup hr:clock	Time to Load min:sec	Harvester Unhook hr:clock	Full Travel Time min:sec	Conveyor Hookup hr:clock	Unload Time min:sec	Waiting on Harvester min:sec	Remarks
1	0743	7:43	0810	1:54	0812	11:05	0823	3:16	19:25	Hyacinths stuck :30
2	0827	8:03	0839	1:38	0841	10:08	0851	3:00	4:06	" " :15
3	0855	7:38	0904	2:05	0906	10:04	0916	3:43	1:06	" " :45
4	0919	9:07	0928	1:33	0930	11:20	0941	3:20	-	" " :30
5	0944	9:58	0954	2:30	0957	11:10	1008	4:15	-	" " 2:05
6	1015	8:44	1024	1:30	1026	9:41	1036	4:05	-	
7	1038	9:11	1047	1:33	1049	10:37	1100	3:28	-	
8	1110	7:34	1123	1:38	1125	11:39	1137	3:46	5:13	Wait to unload 7:39
9	1239	10:00	1258	1:25	1259	9:54	1309	2:35	8:47	
10	1313	8:31	1322	1:37	1324	9:29	1333	3:36	-	
11	1336	8:30	1345	1:56	1347	9:50	1357	3:15	-	
12	1400	8:19	1408	1:24	1409	9:25	1418	3:02	-	

TRANSPORTER RECORD
waterhyacinth

Transporter No. 2

Date: 3 Sep 76
Location: 2AT-18E

Starting Time: 0730

Ending Time: 1430

Weather:

Load No.	Conveyor Unhook hr-clock	Empty Travel Time min:sec	Harvester Hookup hr-clock	Time to Load min:sec	Harvester Unhook hr-clock	Full Travel Time min:sec	Conveyor Hookup hr-clock	Unload Time min:sec	Waiting on Harvester min:sec	Remarks
1	0744	8:09	0800	1:04	0801	17:30	0819	3:04	7:45	
2	0823	8:13	0831	1:14	0832	10:00	0842	3:24	-	
3	0847	8:00	0855	0:59	0856	10:04	0906	3:52	-	
4	0911	7:57	0919	1:03	0920	10:35	0931	3:49	-	
5	0937	8:02	0945	1:06	0946	10:29	0956	2:24	-	
6	0959	8:12	1007	1:18	1008	9:39	1018	2:43	-	
7	1019	9:13	1028	1:01	1029	10:59	1040	3:54	-	
8	1106	7:55	1114	1:05	1115	9:27	1124	2:03	-	Transporter stuck in mud 14:49
9	1128	8:51	1137	1:07	1138	10:07	1148	2:34	-	
10	1237	Harvester brought load to conveyor								
11	1240	7:48	1309	1:04	1310	10:27	1320	3:14	20:44	
12	1323	8:26	1331	1:03	1332	9:52	1342	4:40	-	Planter stuck on conveyor
13	1350	8:16	1358	1:14	1359	10:05	1409	3:14	-	
14	1412	7:44	1420	1:17	1421	7:38	1429	3:37	-	

HARVESTER RECORD
hydrilla

Date: 9 Sep 76 Starting Time: 0820 Ending Time: 1521 Weather: Cloudy and cool morning
Cloudy and hot afternoon

Location: Orange Lake West

Density: 13 tons/acre

Load No.	Time to Harvest Load min:sec	Dist. Traveled to Harvest Load ft	Transporter Hookup hr-clock	Transporter No.	Time to Transfer min:sec	Transporter Unhook hr-clock	Resume Harvest hr-clock	Waiting on Transporter min:sec	Remarks
1	-	-	-	-	-	-	-	-	-
2	14:11	1400	0849	-	0:59	0850	0851	-	Clean canal.
3	7:47	800	0859	-	0:54	0900	0903	-	-
4	13:48	700	0917	-	1:06	0918	0918	-	-
5	9:46	800	0928	-	0:59	0929	0930	-	-
6	11:34	900	0942	-	0:56	0943	0942	-	-
7	15:22	1100	0957	2	0:57	0958	1000	-	-
8	10:56	850	1011	1	1:09	1012	1013	-	-
9	12:16	900	1025	1	0:47	1026	1027	-	-
10	12:48	850	1040	1	0:56	1041	1104	-	Stop for briefing 15:00
11	12:11	775	1116	1	1:09	1117	1119	-	-
12	13:25	900	1133	1	0:59	1134	1135	-	-
13	9:55	700	1145	2	0:51	1146	1147	-	-
14	14:17	950	1201	1	1:06	1202	1247	-	Lunch
15	14:11	900	1301	1	1:02	1302	1303	-	-
16	18:06	1600	1321	2	1:05	1322	1324	-	Long load time, making movies
17	21:18	2000	1345	1	0:56	1346	1348	-	-
18	13:25	-	-	-	-	-	-	-	-
19	-	-	-	-	-	-	1424	-	Harvester down, no fuel
20	8:34	500	1433	2	1:04	1434	1505	-	28:00
21	15:25	1050	1520	2	1:06	1521	-	-	-

TRANSPORTER RECORD
hydrilla

Transporter No. 1

Date: 9 Sep 76 Starting Time: 0820

Weather: Cloudy & cool

Ending Time: 1430

Location: Orange Lake West

Load No.	Conveyor Unhook		Harvester Hookup		Time to Load		Harvester Unhook		Full Travel Time		Conveyor Hookup		Unload Time		Waiting on Harvester		Remarks
	hr	clock	hr	clock	min	sec	hr	clock	min	sec	hr	clock	min	sec	min	sec	
1	0926		0943		0:52		0944		2:41		0947		3:41		14:38		Hydrilla stuck 1:40
2	0950		1013		1:09		1014		1:40		1016		5:13		20:35		" " 3:10
3	1021		1027		1:44		1029		2:23		1031		3:13		4:20		" " 1:03
4	1032		1100		0:57		1101		2:18		1103		2:38		6:14		" " 2:00
5	1106		1114		1:10		1115		2:41		1118		4:18		6:15		" " 2:00
6	1125		1132		0:58		1133		1:46		1135		2:11		4:45		" " 2:00
7	1135		1158		1:08		1159		2:17		1201		2:03		20:45		" " 2:00
8	1245		1258		1:05		1300		2:01		1302		2:57		11:24		Stop to talk 2:48
9	1308		1342		0:51		1343		2:15		1345		2:05		31:55		" " 2:00
10	1347		1420		1:04		1421		2:03		1423		2:48		30:44		Harvester out of fuel
11	1424		1426														

TRANSPORTER RECORD
hydrilla

Transporter No. 2

Date: 9 Sep 76 Starting Time: 0830
Location: Orange Lake West

Weather:

Ending Time: 1530

Load No.	Conveyor Unhook hr-clock	Empty Travel Time min:sec	Harvester Hookup hr-clock	Time to Load min:sec	Harvester Unhook hr-clock	Full Travel Time min:sec	Conveyor Hookup hr-clock	Unload Time min:sec	Waiting on Harvester min:sec	Remarks
1	0944	3:23	1006	1:02	1007	2:52	1010	2:10	18:48	
2	1136	2:28	1148	0:50	1149	3:54	1153	4:00	9:10	
3	1253	2:25	1325	1:04	1326	4:01	1330	3:33	29:05	
4	1334	2:32	1409	1:15	1410	3:55	1414	2:54	32:17	
5	1415	2:27	1436	1:17	1437	-	-	2:29	18:25	
6	1507	2:04	1524	1:11	1525	3:05	1528	2:53	14:40	

1435 harvester ran out of fuel

HARVESTER RECORD
hydrilla

Date: 10 Sep 76 Starting Time: 0807 Ending Time: 1134 Weather: Overcast & warm
 Location: Orange Lake West
 Density: 13 tons/acre

Load No.	Time to Harvest Load min:sec	Dist. Traveled to Harvest Load ft	Transporter Hookup hr-clock	Transporter No.	Time to Transfer Load min:sec	Transporter Unhook hr-clock	Resume Harvest hr-clock	Waiting on Transporter min:sec	Remarks
1	13:06	1150	0822	2	1:20	0823	0833	-	
2	9:47	800	0856	2	1:03	0857	0846	-	5 ft depth, water depth 10-12 ft
3	12:39	950	0859	2	0:59	0900	0901	-	
4	9:52	850	0911	2	1:04	0912	0955	-	
5	6:42	450	1002	2	0:54	1003	1004	-	
6	11:19	950	1015	2	0:58	1016	1017	-	
7	13:49	1200	1030	2	1:03	1031	1033	-	
8	12:33	1100	1045	2	1:05	1046	1048	-	
9	11:28	950	1059	2	0:55	1100	1102	-	
10	10:19	850	1112	2	1:04	1113	1114	-	
11	8:20	750	1122	2	0:56	1123	1125	-	
12	8:06	750	1133	2	0:52	1134	-	-	

TRANSPORTER RECORD
hydrilla

Transporter No. 2

Weather:

Ending Time: 1136

Date: 10 Sep 76 Starting Time: 0807

Location: Orange Lake West

Load No.	Conveyor Unhook hr-clock	Empty Travel Time min:sec	Harvester Hookup hr-clock	Time to Load min:sec	Harvester Unhook hr-clock	Full Travel Time min:sec	Conveyor Hookup hr-clock	Unload Time min:sec	Waiting on Harvester min:sec	Remarks
1	0808	3:36	0827	1:16	0828	4:15	0832	1:47	15:53	Hydrilla stuck
2	0834	2:29	0841	1:07	0842	2:16	0844	3:39	4:35	" " 1:14
3	0851	2:29	0859	1:00	0900	2:20	0902	4:48	5:02	" " 2:20
4	0908	2:24	0910	0:59	0911	2:17	0913	2:42	-	" " 0:30
5	0955	2:50	1001	0:55	1002	2:33	1005	1:51	3:50	" " 1:05
6	1007	2:19	1015	0:57	1016	3:01	1019	2:40	5:54	" " 2:54
7	1023	2:14	1032	1:02	1033	2:49	1036	1:31	6:27	" " 0:50
8	1040	2:23	1046	0:58	1047	2:16	1049	4:50	3:29	" " 2:54
9	1054	2:25	1100	0:57	1101	2:38	1104	2:46	3:15	" " 0:50
10	1107	2:23	1112	1:09	1113	3:24	1116	1:55	2:59	0912-0940 rain
11	1119	2:27	1122	0:59	1123	2:18	1125	1:50	0:42	
12	1129	2:28	1132	1:02	1133	2:20	1135	1:16	0:38	1137 harvester ran out of fuel

HARVESTER RECORD
hydrilla

Date: 13 Sep 76

Starting Time: 0737

Ending Time: 0810

Location: Orange Lake West

Density: 13 tons/acre

Weather: Cloudy & rain, windy

Load No.	Time to Harvest Load min:sec	Dist. Traveled to Harvest Load ft	Transporter Hookup hr-clock	Transporter No.	Time to Transfer Load min:sec	Transporter Unhook hr-clock	Resume Harvest hr-clock	Waiting on Transporter min:sec	Remarks
1	9:17	700	0750	2	1:04	0751	0755	-	
2	9:05	650	0804	2	1:01	0805	-	-	

TRANSPORTER RECORD
hydrilla

Transporter No. 2

Date: 13 Sep 76 Starting Time: 0748
Location: Orange Lake West

Ending Time: 0811

Weather: Rain

Load No.	Conveyor Unhook hr-clock	Conveyor Hookup hr-clock	Empty Travel Time min:sec	Harvester Hookup hr-clock	Harvester Unhook hr-clock	Time to Load min:sec	Harvester Unhook hr-clock	Full Travel Time min:sec	Conveyor Hookup hr-clock	Unload Time min:sec	Waiting on Harvester min:sec	Remarks
1	0748	0758	2:58	0758	0759	1:02	0759	3:58	0803	1:59	6:45	
2	0808	0811	2:40									

HARVESTER RECORD
hydrilla

Weather:

Ending Time: 1530

Starting Time: 0815

Date: 14 Sep 76

Location: Orange Lake West

Density: 13 tons/acre

Load No.	Time to Harvest min:sec	Dist. Traveled to Harvest Load ft	Transporter Hookup hr-clock	Transporter No.	Time to Transfer Load min:sec	Transporter Unhook hr-clock	Resume Harvest hr-clock	Waiting on Transporter min:sec	Remarks
1	8:46	600	0824	1	0:46	0825	0830	-	
2	26:20	1800	0856	2	9:24	0906	0908	-	
3	21:31	1500	0830	1	1:47	0832	0933	-	
4	22:26	1800	0955	2	1:43	0957	1000	-	
5	20:38	1600	1021	1	1:16	1022	1023	-	
6	15:15	1200	1038	2	1:04	1039	1041	-	
7	27:49	2000	1109	1	1:38	1111	1111	-	
8	14:54	1100	1126	2	1:16	1127	1131	-	
9	13:02	1500	1143	2	1:32	1145	1236	-	
10	13:20	1500	1249	2	1:27	1251	1253	-	
11	13:04	1500	1306	2	1:14	1308	1308	-	
12	12:02	1500	1320	2	1:14	1321	1323	-	
13	13:49	1500	1337	1	1:46	1339	1341	-	
14	13:17	1500	1354	2	1:16	1357	1352	-	
15	15:04	1500	1407	1	1:26	1408	1415	-	
16	14:08	1500	1429	1	1:48	1431	1437	-	
17	14:58	1500	1452	2	2:06	1454	1456	-	
18	14:35	1500	1511	1	1:44	1513	1514	-	
19	12:20	1500	1526	2	1:40	1528	-	-	

TRANSPORTER RECORD
hydrilla

Transporter No. 1

Weather: Overcast

Ending Time: 1530

Starting Time: 0831

Date: 14 Sep 76
Location: Orange Lake West

Load No.	Conveyor Unhook hr-clock	Empty Travel Time min:sec	Harvester Hookup hr-clock	Time to Load min:sec	Harvester Unhook hr-clock	Full Travel Time min:sec	Conveyor Hookup hr-clock	Unload Time min:sec	Waiting on Harvester min:sec	Remarks
1	0831	2:03	0834	0:50	0835	2:00	0837	1:10	0:33	
2	0840	2:05	0938	1:47	0940	2:24	0942	3:28	54:35	Hydrilla stuck 1:10
3	0944	2:19	1026	1:15	1027	2:25	1029	2:53	39:53	
4	1033	2:23	1115	1:35	1117	2:25	1119	2:47	39:39	
5	1122	2:29	1151	1:39	1153	3:02	1156	2:11	26:20	
6	1241	3:21	1307	1:33	1309	2:49	1312	2:35	23:10	
7	1322	2:05	1344	1:50	1346	2:49	1349	3:21	20:07	Hydrilla stuck 0:15
8	1353	2:27	1421	1:29	1422	3:08	1425	2:25	25:03	
9	1422	3:27	1437	1:45	1439	2:50	1442	2:48	11:45	
10	1449	2:29	1519	1:45	1521	2:43	1524	3:00	28:00	

HARVESTER RECORD
hydrilla

Date: 15 Sep 76 Starting Time: 0750 Ending Time: 1330 Weather:

Location: Orange Lake West

Density: 13 tons/acre

Load No.	Time to Harvest Load min:sec	Dist. Traveled to Harvest Load ft	Transporter Hookup hr-clock	Transporter No.	Time to Transfer Load min:sec	Transporter Unhook hr-clock	Resume Harvest hr-clock	Waiting on Transporter min:sec	Remarks
1	15:21	1650	0811	1	1:29	0813	0813	0:24	
2	10:41	1450	0824	1	1:40	0826	0830	0:23	
3	12:52	1450	0844	1	1:21	0845	0847	0:35	
4	13:06	1500	0900	1	1:45	0902	0903	0:18	
5	19:35	2250	0923	1	1:24	0924	0928	0:21	
6	15:47	1550	0944	1	1:55	0946	0947	-	
7	15:48	1550	1003	1	2:47	1006	1010	-	
8	16:22	1550	1026	1	1:47	1028	1029	-	
9	17:14	1650	1046	1	1:25	1047	1053	-	
10	-	-	-	-	-	-	1256	-	
11	13:19	1450	1309	1	1:49	1311	1314	-	
12	14:20	1500	1328	1	2:14	1330	-	-	

AD-A063 960


ARMY ENGINEER WATERWAYS EXPERIMENT STATION VICKSBURG MISS F/G 6/3
MECHANICAL HARVESTING OF AQUATIC PLANTS. REPORT I. FIELD EVALUA--ETC(U)
OCT 78 M M CULPEPPER, J L DECELL

UNCLASSIFIED

WES-TR-A-78-3-1-VOL-2

NL

2 OF 4
ADA
063960



TRANSPORTER RECORD
hydrilla

Transporter No. 1

Weather:

Ending Time: 1125

Starting Time: 0753

Date: 15 Sep 76

Location: Orange Lake West

Load No.	Conveyor Unhook hr-clock	Empty Travel Time min:sec	Harvester Hookup hr-clock	Time to Load min:sec	Harvester Unhook hr-clock	Full Travel Time min:sec	Conveyor Hookup hr-clock	Unload Time min:sec	Waiting on Harvester min:sec	Remarks
1	0753	2:18	0807	1:27	0808	3:00	0811	2:29	11:49	
2	0815	3:25	0822	1:43	0824	3:05	0827	2:48	4:03	
3	0833	3:15	0841	1:24	0842	2:57	0845	2:22	4:26	
4	0848	2:56	0856	1:47	0858	3:08	0901	2:26	5:05	
5	0910	3:26	0919	1:35	0921	3:09	0924	2:33	5:56	
6	0928	3:03	0941	1:57	0943	3:37	0947	3:03	9:43	
7	0951	2:42	1002	2:50	1005	2:41	1008	2:33	8:20	
8	1010	3:31	1025	1:49	1027	2:53	1030	3:30	10:36	
9	1037	3:32	1044	2:15	1046	2:30	1049	5:00	3:20	
10	1054	3:52	1058	1:10	1059	3:13	1102	1:30	-	
11	1102	3:45	1105	1:09	1106	2:33	1109	1:45	-	
12	1115	3:21	1118	1:15	1119	2:11	1121	2:03	-	

HARVESTER RECORD
hydrilla

Weather: Sunny & cool

Ending Time: 1000

Starting Time: 0747

Date: 16 Sep 76

Location: Orange Lake West

Density: 13 tons/acre

Load No.	Time to Harvest Load min:sec	Dist. Traveled to Harvest Load ft	Transporter Hookup hr-clock	Transporter No.	Time to Transfer Load min:sec	Transporter Unhook hr-clock	Resume Harvest hr-clock	Waiting on Transporter min:sec	Remarks
1	14:30	1500	0806	1	1:33	0808	0810	-	
2	24:29	2800	0835	1	2:09	0837	0840	-	
3	16:05	1750	0856	1	1:57	0858	0901	-	
4	17:47	1800	0927	1	2:20	0929	0932	-	
5	20:56	1950	0953	1	2:38	0956	-	-	Wait for transporter 7:40.

TRANSPORTER RECORD
hydrilla

Transporter No. 1

Date: 16 Sep 76 Starting Time: 0746
Location: Orange Lake West

Weather:

Ending Time: 1540

Load No.	Conveyor Unhook hr-clock	Empty Travel Time min:sec	Harvester Hookup hr-clock	Time to Load min:sec	Harvester Unhook hr-clock	Full Travel Time min:sec	Conveyor Hookup hr-clock	Unload Time min:sec	Waiting on Harvester min:sec	Remarks
1	0746	3:30	0802	1:37	0804	3:20	0807	2:50	12:19	
2	0811	3:35	0831	2:05	0833	3:28	0836	4:01	16:15	
3	0845	3:25	0855	1:48	0857	3:40	0901	3:15	7:00	
4	0925	3:25	0928	2:29	0930	3:40	0934	-	-	
5	0940	2:28	0954	3:08	0958	2:49	1001	-	-	Shore conveyor broke down, did not unload
6	1004	2:38	1019	2:25	1022	3:08	1026	-	-	Switch transporters, did not unload
7	1031	3:00	1040	2:12	1042	2:59	1045	3:02	-	Waited to unload,
8	1243	2:30	1306	2:28	1309	3:09	1312	2:58	-	sent-stuck in mud
9	1315	3:03	1328	1:55	1331	3:22	1334	2:49	-	
10	1338	3:11	1350	2:09	1353	2:45	1356	3:19	-	
11	1400	3:20	1412	2:22	1415	4:25	1419	2:33	-	
12	1423	3:15	1443	2:53	1446	3:25	1450	3:15	-	
13	1453	2:20	1507	1:42	1509	3:25	1512	3:39	-	
14	1515	3:02	1527	3:02	1530	1:30	1532	2:41	-	Transported while loading

TRUCK RECORD
hydrilla

Truck No. 1
Truck Volume 5 cu yd

Weather:

Ending Time: 1536

Starting Time: 1325

Date: 16 Sep 76

Roadway Conditions:

Location: Orange Lake West

One-way Mileage (from conveyor to disposal: 3/10 miles)

Transporter No.	Truck Load No.	At Conveyor hr-clock	Start Loading hr-clock	Finish Loading hr-clock	Load Weight lb	Leave Conveyor hr-clock	Return to Conv. Site hr-clock	Remarks
1	5	1325	1335	1340	-	1342	1348	
1	6	1348	1356	1404	-	1403	1407	
1	7	1433	1451	1454	-	1455	1500	
1	8	1500	1513	1516	-	1517	1523	
1	9	1523	1532	1536	-			

HARVESTER RECORD
hydrilla

Date: 20 Sep 76 Starting Time: 0840 Ending Time: 1545 Weather: Sunny & warm
 Location: Orange Lake West
 Density: 13 tons/acre

Load No.	Time to Harvest Load min:sec	Dist. Traveled to Harvest Load ft	Transporter Hookup hr-clock	Transporter No.	Time to Transfer Load min:sec	Transporter Unhook hr-clock	Resume Harvest hr-clock	Waiting on Transporter min:sec	Remarks
1	16:26	1600	0903	1	1:38	0905	0905	-	
2	18:46	1900	0929	2	0:56	0907	0907	-	
3	17:01	1650	0943	1	1:09	0945	0946	-	
4	15:30	1550	1002	2	0:56	1003	1010	-	
5	15:49	1550	1027	1	1:23	1028	1029	-	Help transport - 6:00
6	19:20	2000	1050	2	1:21	1052	1053	-	
7	17:58	1750	1110	1	1:07	1111	1112	-	
8	18:20	1900	1130	1	1:13	1131	1132	-	
9	20:29	2100	1153	2	1:24	1155	-	-	Stop for lunch.
10	20:12	2000	1314	1	1:04	1315	1316	-	
11	21:40	2200	1338	2	1:02	1339	1340	-	
12	22:12	2400	1402	1	1:10	1404	1405	-	
13	21:24	2200	1427	2	1:07	1429	1430	-	
14	17:06	1700	1449	1	2:23	1452	1452	-	
15	18:40	1900	1502	2	1:04	1512	1515	-	Pulled transport. Last load.
16	19:52	2000	1539	1	1:15	1541	-	-	

TRANSPORTER RECORD
hydrilla

Transporter No. 1

Weather: Clear & warm

Ending Time: 1541

Starting Time: 0853

Date: 20 Sep 76

Location: Orange Lake West

Load No.	Conveyor		Empty Travel		Harvester		Time to Load		Harvester		Full Travel		Conveyor		Unload Time		Remarks
	Unhook hr-clock	hr-clock	Time min:sec	min:sec	Hookup hr-clock	hr-clock	Time min:sec	min:sec	Unhook hr-clock	hr-clock	Time min:sec	min:sec	Hookup hr-clock	hr-clock	min:sec	min:sec	
1	0853		4:10	1:02	0902	0903	1:02	0903	0903	5:15	0908	2:05					
2	0910		4:31	1:15	0942	0944	1:15	0944	0949	4:55	0949	2:34					
3	0952		4:48	1:25	1026	1027	1:25	1027	1033	5:48	1033	1:53					
4	1035		4:05	1:17	1109	1110	1:17	1110	1115	5:25	1115	2:31					
5	1118		7:05	1:02	1129	1130	1:02	1130	1136	5:48	1136	1:49					
6	1256		4:55	1:14	1313	1314	1:14	1314	1320	6:45	1320	2:17					
7	1323		4:40	1:03	1402	1403	1:03	1403	1410	5:10	1410	2:00					
8	1413		5:01	2:27	1449	1451	2:27	1451	1457	5:10	1457	2:27					
9	1459		4:13	1:11	1539	1540	1:11	1540	1541	1:05	1541	-					

TRANSPORTER RECORD
hydrilla

Transporter No. 2

Weather: Clear & warm

Ending Time: 1520

Starting Time: 0842

Date: 20 Sep 76

Location: Orange Lake West

Load No.	Conveyor		Empty Travel		Harvester		Time to Load		Harvester		Full Travel		Conveyor		Unload Time		Remarks
	hr-clock	Unhook	min:sec	Time	hr-clock	Hookup	min:sec	Load	hr-clock	Unhook	min:sec	Time	hr-clock	Hookup	min:sec	Time	
1	0842		3:46		0924		0:54		0925		5:57		0931		2:37		Wait on harvester
2	0934		4:29		1001		0:53		1002		6:02		1008		3:16		" " " " , after #2 load fixed rope on transporter
3	1015		5:59		1049		1:08		1051		6:10		1057		2:37		Wait on harvester
4	1102				1152		1:04		1153		5:54		1159		2:14		Lunch
5	1300		5:10		1337		0:55		1338		5:59		1344		2:31		Wait on harvester
6	1347		5:54		1427		1:07		1428		5:45		1434		2:23		" " " "
7	1437		2:10		1510		1:01		1511		4:12		1516		2:34		" " " "

TRUCK RECORD
hydrilla

Truck No. 1
Truck Volume 5 cu yd

Weather: Hot and sunny

Ending Time: 0935

Starting Time: 0730

Date: 20 Sep 76

Roadway Conditions: Dry

Location: Orange Lake West

One-way Mileage (from conveyor to disposal): 3/10 miles

Transporter No.	Truck Load No.	At Conveyor hr-clock	Start Loading hr-clock	Finish Loading hr-clock	Load Weight lb	Leave Conveyor hr-clock	Return to Conv. Site hr-clock	Remarks
1	1	0903	0906	0910	-	0911	0915	
2	2	0916	0931	0934	-	0935	-	

HARVESTER RECORD
hydrilla

Date: 21 Sep 76

Starting Time: 0740

Ending Time: 1520

Location: Orange Lake West

Density: 13 tons/acre

Weather: Sunny & warm afternoon - light rain

Load No.	Time to Harvest min:sec	Dist. Traveled to Harvest Load ft	Transporter Hookup hr-clock	Transporter No.	Time to Transfer min:sec	Transporter Unhook hr-clock	Resume Harvest hr-clock	Waiting on Transporter min:sec	Remarks
1	16:43	1600	0803	1	1:56	0805	0805	-	
2	19:30	2200	0825	2	5:09	0826	0826	-	
3	26:55	2500	0855	1	2:59	0859	0900	-	
4	21:16	2200	0922	2	2:30	0924	0925	-	
5	18:51	1900	0945	1	1:31	0947	0948	-	
6	18:35	1900	1008	2	5:09	1009	1010	-	
7	24:42	2200	1035	1	1:41	1037	1038	-	
8	23:37	2500	1102	2	1:47	1104	1104	-	
9	21:48	2200	1128	1	2:47	1133	1134	-	
10	18:33	1850	1153	2	1:33	1155	-	-	Trouble with belts on harvester.
11	17:38	1850	1315	1	1:41	1317	1318	-	
12	18:13	1900	1337	2	27:09	1405	1406	-	
13	21:14	2200	1428	1	1:22	1430	1430	-	
14	19:42	2100	1450	-	1:17	1452	1452	-	
15	19:59	2000	1513	-	2:15	1515	-	-	Last load.
16	6:24	250	-	-	-	-	-	-	

FLO3

TRUCK RECORD
hydrilla

Truck No. 2
Weather: Hot and sunny Truck Volume 3 cu yd

Starting Time: 0930

Ending Time: 1530

Date: 20 Sep 76

Roadway Conditions: Dry

Location: Orange Lake West

One-way Mileage (from conveyor to disposal: 3/10 miles)

Transporter No.	Truck Load No.	At Conveyor hr-clock	Start Loading hr-clock	Finish Loading hr-clock	Load Weight lb	Leave Conveyor hr-clock	Return to Conv. Site hr-clock	Remarks
1	1	0940	0946	0948	3920	0949	0955	
2	2	1005	1009	1012	3100	1015	1020	
1	3	1021	1033	1035	4660	1036	1045	
2	4	1046	1057	1100	4800	1101	1106	
1	5	1107	1115	1119	4180	1120	1126	
1	6	1127	1135	1137	5550	1138	1146	
2	7	1147	1200	1202	4680	1245	1250	
1	8	1254	1320	1323	4930	1324	1328	
2	9	1329	1344	1346	2670	1347	1351	
1	10	1352	1410	1412	3390	1413	1417	
2	11	1418	1435	1437	4390	1438	1443	
1	12	1444	1455	1459	3460	1500	1505	
2	13	1506	1516	1520	4290	1521	1526	

TRANSPORTER RECORD
hydrilla

Transporter No. 1

Weather:

Ending Time: 1525

Starting Time: 0740

Date: 21 Sep 76

Location: Orange Lake West

Load No.	Conveyor Unhook hr-clock	Empty Travel Time min:sec	Harvester Hookup hr-clock	Time to Load min:sec	Harvester Unhook hr-clock	Full Travel Time min:sec	Conveyor Hookup hr-clock	Unload Time min:sec	Remarks
1	0742	5:10	0802	2:03	0804	3:25	0808	2:37	
2	0811	4:15	0855	2:40	0858	4:20	0903	4:50	
3	0908	4:10	0945	1:30	0947	4:45	0952	2:55	
4	0955	4:05	1035	1:41	1037	5:40	1043	2:05	
5	1045	4:25	1128	2:50	1131	4:45	1136	2:27	
6	1250	4:13	1315	1:50	1317	4:21	1121	2:41	
7	1324	5:25	1428	1:35	1430	3:56	1434	3:02	talk with supervisor 2:00
8	1439	5:30	1512	2:02	1514	3:30	1518	4:28	

TRANSPORTER RECORD
hydrilla

Transporter No. 2

Weather: Clear & warm

Ending Time: 1500

Starting Time: 0740

Date: 21 Sep 76

Location: Orange Lake West

Load No.	Conveyor Unhook hr-clock	Empty Travel Time min:sec	Harvester Hookup hr-clock	Time to Load min:sec	Harvester Unhook hr-clock	Full Travel Time min:sec	Conveyor Hookup hr-clock	Unload Time min:sec	Remarks
1	0742	3:18	0823	1:02	0824	5:50	0830	3:31	Wait on harvester
2	0835	4:43	0920	2:33	0923	5:12	0929	3:55	" " "
3	0933	3:34	1006	1:02	1007	5:08	1012	3:29	" " "
4	1018	5:15	1059	1:51	1101	5:58	1107	3:55	" " "
5	1111	6:14	1150	1:35	1152	3:19	1156	3:47	Lunch
6	1248	5:14	1335	20:02	1403	5:45	1409	3:42	Wait on harvester
7	1413	4:32	1447	2:47	1450	6:26	1457	4:25	

TRUCK RECORD
hydrilla

Truck No. 2

Weather: Hot and sunny

Ending Time: 1530

Starting Time: 0745

Date: 21 Sep 76

Roadway Conditions: Dry

Location: Orange Lake West

One-way Mileage (from conveyor to disposal): 3/10 miles)

Transporter No.	Truck Load No.	At Conveyor hr-clock	Start Loading hr-clock	Finish Loading hr-clock	Load Weight lb	Leave Conveyor hr-clock	Return to Conv. Site hr-clock	Remarks
1	1	0745	0746	0750	-	0751	0758	Load No. 1 from 9-20-76 - dry load
1	2	0759	0807	0810	-	0811	0815	
2	3	0821	0831	0835	-	0836	0842	
1	4	0843	0903	0909	-	0910	0919	
2	5	0919	0929	0935	-	0936	0941	
1	6	0942	0950	0954	-	0955	1000	
2	7	1001	1014	1018	-	1019	1024	
1	8	1025	1042	1045	-	1046	1050	
2	9	1051	1110	1113	-	1114	1120	
1	10	1121	1136	1140	-	1141	1146	
2	11	1147	1157	1201	-	1247	1254	
1	12	1255	1320	1323	-	1324	1330	
2	13	1331	1411	1414	-	1415	1420	
1	14	1421	1433	1436	-	1437	1443	
2	15	1444	1457	1502	-	1503	1510	
1	16	1517	1518	1522	-	1523	1530	

HARVESTER RECORD
hydrilla

Date: 22 Sep 76

Ending Time: 1314

Starting Time: 0730

Location: Orange Lake West

Density: 13 tons/acre

Weather: Clear & warm

Load No.	Time to Harvest min:sec	Dist. Traveled to Harvest Load ft	Transporter Hookup hr-clock	Transporter No.	Time to Transfer Load min:sec	Transporter Unhook hr-clock	Resume Harvest hr-clock	Waiting on Transporter min:sec	Remarks
2	19:52	2000	0820	2	1:42	0822	0822	-	Load No. 1 - no time.
3	26:04	2500	0848	1	1:27	0853	0854	-	
4	44:43	4500	0938	2	1:45	0941	0941	-	
5	26:30	2400	1007	1	2:25	1010	1012	-	
6	23:07	2500	1035	2	1:12	1036	1037	-	
7	24:15	2500	1102	1	2:09	1104	1105	-	
8	18:08	2000	1124	2	1:37	1126	1126	-	
9	18:14	1900	1145	1	2:01	1147	1235	-	1313-1319 move to new site and talk to Mr. Culpepper.
10	18:44	2100	1253	2	1:04	1254	1255	-	
11	16:43	2000	1312	1	1:09	1313	1319	-	
12	10:07	2000	1329	2	1:15	1330	1333	-	
13	12:01	1800	1345	1	1:42	1347	1348	-	
14	11:22	1800	1400	2	1:19	1401	1402	-	
15	12:09	1800	1414	1	1:38	1416	1417	-	
16	11:03	1800	1429	2	1:04	1430	1430	-	Drink water.
17	11:14	1800	1442	1	1:32	1444	1445	-	
18	12:19	1800	1457	2	1:11	1458	1501	-	Finish.
19	11:45	1800	1513	1	1:14	1514	-	-	

TRANSPORTER RECORD
hydrilla

Transporter No. 1

Weather: Warm & clear

Ending Time:

Starting Time: 0730

Date: 22 Sep 76

Location: Orange Lake West

Load No.	Conveyor		Empty Travel		Harvester		Time to		Harvester		Full Travel		Conveyor		Unload Time		Remarks
	hr-clock	hr-clock	min:sec	min:sec	hr-clock	hr-clock	min:sec	min:sec	hr-clock	hr-clock	min:sec	min:sec	hr-clock	hr-clock	min:sec	min:sec	
1	-	-	-	-	-	-	-	-	0800	0800	3:40	0803	0803	2:54			
2	0807	0849	3:57	1:34	0853	0853	3:51	0858	0858	4:06							
3	0902	1008	3:50	2:10	1010	1010	4:02	1015	1015	2:04							
4	1017	1103	5:54	2:02	1105	1105	5:51	1111	1111	4:26							
5	1115	1146	5:15	1:50	1148	1148	4:19	1152	1152	2:36							
6	1230	1311	4:31	1:42	1313	1313	4:15	1317	1317	3:32							
7	1322	1345	4:43	1:27	1346	1346	4:45	1352	1352	2:25							
8	1354	1414	4:47	1:22	1416	1416	4:52	1420	1420	2:01							
9	1427	1441	4:37	1:28	1443	1443	5:08	1448	1448	1:53							
10	1450	1512	4:40	1:12	1513	1513	4:59	1518	1518	2:54							

Stop for lunch

Talk to Phil

TRANSPORTER RECORD
hydrilla

Date: 22 Sep 76 Starting Time: 0752 Ending Time: _____
 Location: Orange Lake West Weather: Clear & warm Transporter No. 2 _____

Load No.	Conveyor Unhook hr-clock	Empty Travel Time min:sec	Harvester Hookup hr-clock	Time to Load min:sec	Harvester Unhook hr-clock	Full Travel Time min:sec	Conveyor Hookup hr-clock	Unload Time min:sec	Remarks
1	0752	3:29	0818	1:44	0820	5:55	0826	4:57	Wait on harvester
2	0831	4:34	0937	1:45	0939	5:31	0945	5:11	" " "
3	0959	4:45	1033	1:12	1034	6:41	1041	5:02	" " "
4	1046	5:21	1122	1:36	1124	4:55	1129	3:54	" " "
5	1133	4:19	1256	1:06	1257	6:25	1303	4:02	" " "
6	1308	4:42	1332	2:18	1334	7:55	1342	3:08	" " "
7	1346	6:15	1402	1:20	1403	7:49	1411	3:50	" " "
8	1415	6:07	1430	1:98	1431	7:09	1439	3:56	" " "
9	1444	5:49	1500	1:10	1501	8:04	1510	2:01	" " "

TRUCK RECORD
hydrilla

Truck No. 2
Truck Volume 5 cu yd

Starting Time: 0730

Ending Time: 1530

Weather: Dry and sunny

Date: 22 Sep 76

Roadway Conditions: Dry

Location: Orange Lake West

One-way Mileage (from conveyor to disposal): 3/10 miles

Transporter No.	Truck Load No.	At Conveyor hr-clock	Start Loading hr-clock	Finish Loading hr-clock	Load Weight lb	Leave Conveyor hr-clock	Return to Conv. Site hr-clock	Remarks
1	1	0745	0803	0806	5000	0806	0815	
2	2	0817	0828	0832	5920	0832	0842	
1	3	0844	0858	0902	5080	0904	0910	
2	4	0911	0947	0954	5920	0955	0959	
1	5	1000	1015	1017	6460	1017	1024	
2	6	1025	1044	1049	4910	1050	1058	
1	7	1100	1110	1115	4670	1115	1121	
2	8	1122	1131	1135	4610	1135	1141	
1	9	1142	1152	1155	4840	1155	1200	
2	10	1241	1304	1309	4240	1310	1314	
1	11	1315	1320	1324	4000	1324	1330	
2	12	1333	1342	1345	6010	1345	1352	
1	13	1353	1355	1358	5140	1358	1403	
2	14	1404	1410	1415	4660	1415	1420	
1	15	1421	1423	1426	5190	1426	1432	
2	16	1433	1439	1444	4430	1445	1449	
1	17	1450	1452	1454	4910	1455	1500	
2	18	1501	1510	1512	4160	1513	1517	
1	19	1518	1521	1525	4990	1525	1530	

PLANT WEIGHT
hydrilla

Truck No. 2
Truck Volume 5

Date: 22 Sep 76

Location: Orange Lake West

	Scale Readings, lb		Rear Axle Total lb	Truck Total lb	Empty Truck Weight, lb	Plant Weight lb	Truck Load No.
	Left	Right					
3430	4140	5820	11,090	18,660	13,660	5000	
3280	4090	6240	12,210	19,580	13,660	5920	
3360	4400	5560	11,080	18,740	13,660	5080	
3390	4160	6190	12,030	19,580	13,660	5920	
3420	4290	6500	12,410	20,120	13,660	6460 (same hyacinths & mud)	
3300	3920	5840	11,350	18,570	13,660	4910	
3360	3810	6010	11,160	18,330	13,660	4670	
3330	4090	5570	10,580	18,270	13,660	4610	
3440	4210	5580	10,850	18,500	13,660	4840	
3300	4020	5660	10,750	18,070	13,830	4240	New truck
3310	3910	5500	10,610	17,830	13,830	4000	
3590	4400	6160	11,850	19,840	13,830	6010	
3420	4100	5720	11,450	18,970	13,830	5140	
3480	4360	5630	10,650	18,490	13,830	4660	
3460	4420	6000	11,140	19,020	13,830	5190	
3470	4150	5590	10,690	18,260	13,830	4430	
3500	4080	5950	11,160	18,740	13,830	4910	
3300	4010	5480	10,680	17,990	13,830	4160	
3440	4160	5960	11,160	18,760	13,830	4930	

HARVESTER RECORD
hydrilla

Date: 23 Sep 76

Starting Time: 0730

Ending Time: 1530

Weather: Cloudy & cool

Location: Orange Lake West

Density: 13 tons/acre

Load No.	Time to Harvest Load min:sec	Dist. Traveled to Harvest Load ft	Transporter Hookup hr-clock	Transporter No.	Time to Transfer Load min:sec	Transporter Unhook hr-clock	Resume Harvest hr-clock	Waiting on Transporter min:sec	Remarks
1	16:09	2300	0829	2	10:38	0841	0842	-	Harvester belt malfunction 9 min.
2	16:06	2400	0858	1	1:34	0859	0900	-	
3	16:17	2400	0916	2	1:36	0920	0920	-	Dave talk to Benny.
4	15:48	2400	0936	1	1:44	0938	0939	-	Phil work on belts until resume harvest. Belts malfunction 0958 until 1017.
5	18:04	2700	0957	2	19:00	1018	1020	-	
6	20:52	2700	1041	1	1:55	1043	1045	-	Dave talk to Phil.
7	18:23	2700	1104	2	2:33	1108	1109	-	
8	20:44	2700	1130	1	1:55	1132	1133	-	Travel time from lunch 6:23.
9	18:42	2700	1243	1	1:47	1245	1251	-	Belts malfunction 1310-1346.
10	16:48	2600	1309	2	Dump load on conveyor		-	-	

F113

TRANSPORTER RECORD
hydrilla

Transporter No. 1

Date: 23 Sep 76 Starting Time: 0731

Weather: Cloudy

Ending Time: 1530

Location: Orange Lake West

Load No.	Conveyor		Empty Travel		Harvester		Time to Load		Harvester		Full Travel		Conveyor		Unload Time		Remarks
	hr-clock	hr-clock	min:sec	min:sec	hr-clock	hr-clock	min:sec	min:sec	hr-clock	hr-clock	min:sec	min:sec	hr-clock	hr-clock	min:sec	min:sec	
1	0805		4:39	1:43	0858	0900	1:43	0900	5:34	0906	2:14		0906	2:14			
2	0908		4:23	1:35	0936	0938	1:35	0938	5:08	0943	2:29		0943	2:29			
3	0949		4:20	1:56	1042	1044	1:56	1044	5:45	1050	2:31		1050	2:31			
4	1053		4:32	2:00	1130	1132	2:00	1132	5:25	1138	2:44		1138	2:44			
5	-		-	1:34	1243	1245	1:34	1245	-	-	1:47		-	1:47			
6	1247		4:48	-	-	-	-	-	-	-	-		-	-			Harvester shutdown 1:50

TRANSPORTER RECORD
hydrilla

Transporter No. 2

Weather: Cloudy

Ending Time: 1530

Starting Time: 0730

Date: 23 Sep 76

Location: Orange Lake West

Load No.	Conveyor Unhook		Empty Travel Time		Harvester Hookup		Time to Load		Harvester Unhook		Full Travel Time		Conveyor Hookup		Unload Time		Remarks
	hr	clock	min	sec	hr	clock	min	sec	hr	clock	min	sec	hr	clock	min	sec	
1	0730		6	02	0826		11	00	0837		8	15	0846		3	07	0831 harvester belt malfunction
2	0849		7	16	0913		1	37	0916		8	45	0925		3	52	0958 harvester belt malfunction
3	0929		7	17	0955		9	00	1016		11	27	1027		4	38	1312 harvester belt malfunction
4	1032		7	52	1101		2	38	1105		14	14	1120		3	49	1341 harvester breakdown, went back to port for repairs on harvester
5	1244		8	33	1308		-	-	-		-	-	-		-	-	

TRUCK RECORD
hydrilla

Truck No. 2
Truck Volume 5 cu yd

Date: 23 Sep 76

Starting Time: 0745

Ending Time: 1415

Weather: Cloudy

Roadway Conditions: Dry

Location: Orange Lake West

One-way Mileage (from conveyor to disposal: 3/10 miles)

Transporter No.	Truck Load No.	At Conveyor hr-clock	Start Loading hr-clock	Finish Loading hr-clock	Load Weight lb	Leave Conveyor hr-clock	Return to Conv. Site hr-clock	Remarks
2	1	0745	0849	0852	5330	0853	0902	
1	2	0903	0905	0908	4810	0909	0914	
2	3	0915	0928	0932	5610	0933	0939	
1	4	0940	0943	0945	5000	0946	0953	
2	5	0954	1030	1035	5170	1036	1041	
1	6	1042	1049	1052	5460	1053	1058	
2	7	1059	1121	1126	5272	1127	1132	
1	8	1133	1136	1140	5210	1141	1148	
1	9	1149	1242	1246	4190	1247	1302	
2	10	1303	1351	1409	5570	1410	1415	Harvester down

PLANT WEIGHT
hydrilla

Truck No. 2
Truck Volume 5

Date: 23 Sep 76

Location: Orange Lake West

	Scale Readings, lb			Front Axle Total lb	Rear Axle Total lb	Truck Total lb	Empty Truck Weight, lb	Plant Weight lb	Truck Load No.
	Left	Right	Rear						
3510	3880	6440	5660	7390	12,100	19,490	14,160	5330	
3490	3750	6360	5370	7240	11,730	18,970	14,160	4810	
3440	4210	6090	6030	7650	12,120	19,770	14,160	5610	
3320	3880	6110	5850	7200	11,960	19,160	14,160	5000	
3530	3850	6420	5530	7380	11,950	19,330	14,160	5170	
3410	3880	6070	6260	7290	12,330	19,620	14,160	5460	
3470	3950	6330	5680	7420	12,012	19,432	14,160	5272	
3410	3930	6340	5690	7340	12,030	19,370	14,160	5210	
3490	4070	5070	5450	7560	10,520	18,080	13,890	4190	New truck
3480	3950	6290	5740	7430	12,030	19,460	13,890	5570	

HARVESTER RECORD
hydrilla

Date: 28 Sep 76 Starting Time: 0730 Ending Time: 1530 Weather: Clear & warm
 Location: Orange Lake East
 Density: 10 tons/acre

Load No.	Time to Harvest Load min:sec	Dist. Traveled to Harvest Load ft	Transporter hookup hr:clock	Transporter No.	Time to Transfer Load min:sec	Transporter Unhook hr:clock	Resume Harvest hr:clock	Waiting on Transporter min:sec	Remarks
1	16:51	1500	0810	2	2:06	0812	0812	-	
2	36:05	4200	0852	2	2:59	0855	0856	-	
3	25:05	2800	0921	2	1:44	0925	0925	-	Wait on transporter 3:09.
4	22:31	2600	0948	2	1:37	0950	0950	-	Talk to transporter operator 2:08.
5	16:30	1800	1008	1	1:52	1010	1010	-	
6	23:18	2500	1035	2	12:08	1047	1048	-	
7	22:09	2800	1111	1	1:54	1113	1113	-	No. 3 belt malfunction 1037-1046.
8	26:35	2800	1141	2	3:51	1144	1232	-	Break for lunch.
9	14:52	1500	1247	2	1:57	1249	1249	-	
10	18:59	2100	1309	2	1:55	1311	1312	-	
11	21:38	2500	1334	1	2:01	1336	1336	-	
12	21:00	2800	1357	2	1:38	1359	1400	-	
13	20:36	2800	1421	1	1:50	1423	1400	-	
14	26:17	2800	1450	2	1:52	1452	1452	-	
15	21:19	2400	1514	1	2:15	1516	-	-	Finish.

TRANSPORTER RECORD
hydrilla

Transporter No. 2

Weather: Clear & warm

Ending Time: 1530

Starting Time: 0730

Date: 28 Sep 76

Location: Orange Lake East

Load No.	Conveyor		Empty Travel		Harvester		Time to Load		Harvester		Full Travel		Conveyor		Unload Time		Remarks
	hr-clock	hr-clock	min:sec	min:sec	hr-clock	hr-clock	min:sec	min:sec	hr-clock	hr-clock	min:sec	min:sec	hr-clock	hr-clock	min:sec	min:sec	
1	0800		3:10		0810	0810	2:08		0812	0812	7:08		0819	0819	10:30		Transport conveyor trouble, dumped load on bank Hit sandbar on trip back in Stop to work on transport
2	0849		3:08		0852	0852	3:04		0855	0855	4:37		0900	0900	6:26		Rest stop 3:00
3	0911		5:30		0921	0921	1:45		0923	0923	5:23		0929	0929	4:05		Wait to unload 4:00
4	0936		3:30		0948	0948	1:34		0950	0950	5:42		0956	0956	5:55		Break for lunch
5	1008		4:09		1034	1034	3:00		1046	1046	5:32		1051	1051	7:03		Harvester conveyor breakdown at 1037
6	1058		4:06		1140	1140	2:57		1143	1143	4:30		1148	1148	2:57		
7	1233		4:14		1310	1310	1:56		1312	1312	3:30		1315	1315	4:33		
8	1320		4:23		1358	1358	1:42		1400	1400	3:12		1403	1403	2:41		
9	1406		4:33		1450	1450	1:48		1452	1452	6:01		1458	1458	4:44		
10	1503		4:27		-	-	-		-	-	-		-	-	-		Not enough time to harvest another, came back to port

Canal from harvest area to conveyor shallow water in one place, dragging on heavy loads

TRUCK RECORD

Truck No. 2
 Truck Volume 3 cu yd

Weather: Cloudy and hot

hydrilla
 Ending Time:

Starting Time:

Date: 28 Sep 76

Roadway Conditions: Dry

Location: Orange Lake East

One-way Mileage (from conveyor to disposal: _____ miles)

Truck No.	Truck Load No.	At Conveyor hr-clock	Start Loading hr-clock	Finish Loading hr-clock	Load Weight lb	Leave Conveyor hr-clock	Return to Conv. Site hr-clock	Remarks
2	3	0930	0935	0939	-	0940	0958	
2	4	0959	0959	1006	-	1006	1012	
1	5	1013	1014	1019	-	1020	1024	
2	6	1025	1052	1058	-	1059	1104	
1	7	1105	1118	1124	-	1125	1129	
2	8	1130	1150	1154	-	1155	1158	
1	9	1159	1254	1300	-	1300	1306	
2	10	1307	1317	1321	-	1322	1327	
1	11	1328	1345	1350	-	1351	1355	
2	12	1356	1405	1407	-	1408	1414	
1	13	1415	1432	1436	-	1437	1441	
2	14	1442	1455	1459	-	1500	-	

Load 1 dumped on bank - load 2 not weighed

Truck trouble - kill switch stuck - use normal time

Truck No. 2
Truck Volume 5

PLANT WEIGHT
hydrilla

Date: 28 Sep 76

Location: Orange Lake East

Left Front	Right Front	Scale Readings, lb		Front Axle Total lb	Rear Axle Total lb	Truck Total lb	Empty Truck Weight, lb	Plant Weight lb	Truck Load No.
		Left Rear	Right Rear						
3550	3120	6170	5870	6670	12,040	18,710	11,800	6910	3
3840	3100	6440	5500	6940	11,940	18,880	11,800	7080	4
3950	3140	6340	5650	7090	11,990	19,080	11,800	7280	5
4250	3170	6950	6080	7420	13,030	20,450	11,800	8650	6
3620	3000	6620	5690	6620	12,310	18,930	11,800	7130	7
3640	3240	6670	6320	6880	12,990	19,870	11,800	8070	8
3540	3440	6620	6380	6980	13,000	19,980	11,800	8590	9
4030	3350	6310	6380	7380	12,690	20,070	11,800	8680	10
3680	2950	6600	5610	6630	12,210	18,840	11,800	7450	11
4210	3220	6440	6100	7430	12,540	19,970	11,800	8580	12
4570	3240	6290	6540	7810	12,830	20,640	11,800	9250	13
3750	3150	6450	5710	6900	12,160	19,060	11,800	7670	14
3580	3310	6320	6030	6890	12,350	19,240	11,800	7850	15

HARVESTER RECORD
hydrilla

Date: 29 Sep 76 Starting Time: 0730 Ending Time: 1530 Weather: Cloudy & warm
 Location: Orange Lake East
 Density: 10 tons/acre

Load No.	Time to Harvest Load min:sec	Dist. Traveled to Harvest Load ft	Transporter Hookup hr-clock	Transporter No.	Time to Transfer Load min:sec	Transporter Unhook hr-clock	Resume Harvest hr-clock	Waiting on Transporter min:sec	Remarks
1	13:52	1400	0808	2	3:08	0811	0812	-	Wait on transporter.
2	18:24	2300	0848	1	2:19	0850	0851	-	Wait on transporter.
3	15:02	1650	0907	2	2:21	0910	0910	-	Wait on transporter.
4	19:41	2400	0931	1	1:58	0933	0933	-	
5	22:23	2600	0955	2	2:17	0957	0957	-	
6	21:13	2500	1019	2	2:15	1022	1022	-	
7	26:21	3300	1049	2	2:01	1051	1052	-	No time on unloading-belt problems
8	19:04	2400	1111	2	2:07	1113	1113	-	Belt malfunction 11:40-11:58.
9	24:49	2800	1138	2	-	1158	1237	-	Lunch.
10	24:53	2700	1303	2	1:26	1304	1304	-	
11	23:26	2800	1323	2	1:34	1325	1326	-	
12	22:01	2700	1348	2	1:32	1350	1351	-	
13	19:06	2400	1410	2	1:29	1412	1412	-	
14	18:41	1800	1432	2	1:38	1434	1434	-	
15	22:54	2600	1458	2	1:35	1500	1500	-	
16	17:45	1900	1518	2	1:47	1520	-	-	Finish.

TRANSPORTER RECORD
hydrilla

Transporter No. 2

Weather: Clear & warm

Ending Time: 1530

Date: 29 Sep 76 Starting Time: 0730

Location: Orange Lake Point

Load No.	Conveyor Unhook hr-clock	Empty Travel Time min:sec	Harvester Hookup hr-clock	Time to Load min:sec	Harvester Unhook hr-clock	Full Travel Time min:sec	Conveyor Hookup hr-clock	Unload Time min:sec	Remarks
1	0803	5:50	0809	3:08	0812	6:30	0818	28:00	Trouble with #3 conveyor on transport, trouble with shore conveyor
2	0846	3:42	0907	2:27	0909	5:07	0914	10:13	Load too heavy on conveyor #3, caused problems unloading
3	0924	3:53	0955	2:22	0958	3:48	1001	8:10	Shore conveyor trouble
4	1010	4:02	1019	2:07	1021	4:41	1026	4:19	
5	1030	5:28	1049	2:09	1051	6:30	1057	2:41	
6	1100	5:40	1111	2:13	1113	5:38	1119	5:49	
7	1125	5:42	1138	-	-	-	-	3:44	Harvester conveyor #3 broke down 1140
8	1215	6:31	1303	1:26	1304	6:31	1311	3:12	Break for lunch 1200
9	1316	6:55	1323	1:32	1325	5:49	1331	6:30	Clean transport 2:00
10	1338	5:25	1348	1:37	1350	4:43	1355	3:07	
11	1358	5:48	1410	1:33	1412	5:19	1417	3:05	
12	1420	5:38	1433	1:44	1435	6:49	1442	3:08	
13	1445	5:18	1458	1:42	1500	3:25	1503	2:34	
14	1506	5:14	1519	1:45	1521	3:19	1524	2:25	Shutdown 1526

TRUCK RECORD
hydrilla

Truck No. 2
Truck Volume 5 cu yd

Date: 29 Sep 76 Starting Time: 0730

Ending Time: 1530

Weather: Clear and warm

Roadway Conditions: Dry

Location: Orange Lake East

One-way Mileage (from conveyor to disposal: 2/10 miles)

Transporter No.	Truck Load No.	At Conveyor hr-clock	Start Loading hr-clock	Finish Loading hr-clock	Load Weight lb	Leave Conveyor hr-clock	Return to Conv. Site hr-clock	Remarks
2	1	0800	0824	0845	7110	0846	0854	
1	2	0855	0856	0904	7350	0905	0911	
2	3	0912	0915	0929	6740	0930	0936	
1	4	0937	0939	0944	7590	0945	0949	
2	5	0950	1002	1010	6230	1011	1014	
2	6	1015	1026	1031	6920	1032	1035	
2	7	1036	1058	1101	5880	1102	1110	
2	8	1111	1120	1125	7600	1126	1130	
2	9	1131	1147	1155	6970	1156	1245	
2	10	1246	1311	1315	6068	1316	1320	
2	11	1322	1340	1345	6128	1346	1350	
2	12	1351	1400	1405	6668	1405	1410	
2	13	1411	1421	1425	6888	1427	1437	
2	14	1438	1445	1450	7348	1452	1450	
2	15	1451	1506	1508	6378	1509	1516	
2	16	1517	1526	1528	4828	1529	1540	

Truck No. 2
 Truck Volume 5

PLANT WEIGHT
 hydrilla

Date: 29 Sep 76
 Location: Orange Lake East

Left Front	Right Front	Scale Readings, lb		Front Axle Total	Rear Axle Total	Truck Total	Empty Truck Weight, lb	Plant Weight	Truck Load No.
		Left	Right						
3440	3150	6220	6250	6590	12,470	19,060	11,600	7110	1
3500	3100	6650	5700	6600	12,350	18,950	11,600	7350	2
3400	3520	6010	5410	6920	11,420	18,340	11,600	6740	3
3340	3230	6870	5750	6570	12,620	19,190	11,600	7590	4
3350	3120	6050	5310	6470	11,360	17,830	11,600	6230	5
3450	3210	6260	5600	6660	11,860	18,520	11,600	6920	6
3330	3160	5770	5220	6490	10,990	17,480	11,600	5880	7
3550	3470	6430	5750	7020	12,180	19,200	11,600	7600	8
3500	3200	6300	5570	6700	11,870	18,570	11,600	6970	9
3350	3130	5840	5490	6480	11,330	17,810	11,600	6068	10
3460	3350	5550	5510	6810	11,060	17,870	11,600	6128	11
3460	3300	5980	5670	6760	11,650	18,410	11,600	6668	12
3350	3260	6030	5990	6610	12,020	18,630	11,600	6888	13
3620	3230	6640	5600	6850	12,240	19,090	11,600	7348	14
3390	3250	5970	5510	6640	11,480	18,120	11,600	6378	15
3490	2620	5660	4800	6110	10,460	16,570	11,600	4828	16

HARVESTER RECORD
hydrilla

Date: 30 Sep 76

Ending Time: 1530

Starting Time: 0730

Location: Orange Lake East

Density: 10 tons/acre

Weather: Cloudy & windy

Load No.	Time to Harvest Load min:sec	Dist. Traveled to Harvest Load ft	Transporter hookup hr-clock	Transporter No.	Time to Transfer Load min:sec	Transporter Unhook hr-clock	Resume Harvest hr-clock	Waiting on Transporter min:sec	Remarks
1	14:08	1700	0749	2	1:46	0801	0801	-	
2	19:41	2400	0922	2	2:01	0824	0825	-	Did not unhook transporter tow. Harvester to Anchorage.
3	23:55	2700	0850	2	2:08	-	0958	-	
4	22:04	2300	1020	2	1:54	1022	1023	-	
5	24:56	2500	1048	2	1:26	1050	1052	-	Move to end of harvest area.
6	17:15	1800	1109	2	1:41	1111	1111	-	
7	26:25	2700	1138	2	2:07	1140	1233	-	Break for lunch.
8	17:24	1900	1241	2	1:41	1243	1243	-	
9	31:24	3400	1319	2	2:44	1322	1323	-	
10	18:09	1800	1344	2	2:38	1348	1351	-	Bobby talk to Benny.
11	18:43	1100	1410	2	2:05	1412	1413	-	Wait on transporter.
12	22:49	2300	1437	2	1:40	1439	1439	-	
13	18:40	1900	1459	2	1:52	1501	1502	-	
14	16:18	1600	1319	2	1:43	1520	-	-	Finish.

TRANSPORTER RECORD
hydrilla

Transporter No. 2

Weather: Cloudy & overcast

Ending Time: 1530

Date: 30 Sep 76 Starting Time: 0730

Location: Orange Lake East

Load No.	Conveyor Unhook hr-clock	Empty Travel Time min:sec	Harvester hookup hr-clock	Time to Load min:sec	Harvester Unhook hr-clock	Full Travel Time min:sec	Conveyor Hookup hr-clock	Unload Time min:sec	Remarks
1	0742	4:33	0801	1:40	0803	6:52	0810	2:33	
2	0812	4:15	0823	2:02	0825	4:11	0829	3:35	
3	0833	4:16	0851	2:02	-	7:04	0912	2:32	Trouble with harvester, 12:00 to repair
4	0915	5:02	1022	1:55	1024	7:27	1031	5:04	0935 towed harvester in again
5	1036	5:21	1049	1:36	1051	5:50	1057	3:36	
6	1101	5:18	1111	1:28	1113	6:24	1119	2:42	
7	1122	4:01	1139	2:00	1141	5:32	1147	2:21	
8	1233	4:10	1253	1:39	1255	4:45	1300	2:55	
9	1303	4:36	1322	2:22	1324	5:32	1330	2:38	
10	1333	3:59	1347	2:40	1350*	3:25	1406	1:56	*overloaded, could not transport whole load, 12:00 to unstick conveyor
11	1408	3:59	1412	2:05	1414	3:21	1418	3:01	Clean back of transport 4:00
12	1425	3:35	1439	1:46	1441	6:44	1448	4:02	
13	1452	4:03	1501	1:53	1503	7:28	1511	3:18	
14	1515	3:30	1520	1:55	1522	3:04	1525	5:42	#3 conveyor trouble

TRUCK RECORD
hydrilla

Truck No. 2
Truck Volume 5 cu yd

Weather: Cloudy

Ending Time: 1530

Starting Time: 0730

Date: 30 Sep 76

Roadway Conditions: Sandy

Location: Orange Lake East

One-way Mileage (from conveyor to disposal) 2/10 miles

Transporter No.	Truck Load No.	At Conveyor hr-clock	Start Loading hr-clock	Finish Loading hr-clock	Load Weight lb	Leave Conveyor hr-clock	Return to Conv. Site hr-clock	Remarks
2	1	0830	0832	0836	-	0837	0841	
2	2	0842	0915	0918	-	0919	0924	
2	3	0925	1034	1039	-	1040	1046	
2	4	1047	1100	1104	-	1105	1111	
2	5	1112	1122	1124	-	1125	1132	
2	6	1133	1150	1153	-	1235	1243	
2	7	1244	1302	1305	-	1310	1311	
2	8	1312	1333	1335	-	1336	1342	
2	9	1343	1408	1411	-	1412	1416	
2	10	1417	1421	1424	-	1425	1438	Truck stuck while dumping
2	11	1439	1450	1454	-	1455	1500	
2	12	1501	1513	1516	-	1517	1522	
2	13	1523	1528	1533	-	1534	-	

TRUCK RECORD
hydrilla

Truck No. 3
Truck Volume 5 cu yd

Ending Time: 1530

Weather: Cloudy and cool

Starting Time: 0730

Date: 30 Sep 76

Roadway Conditions:

Location: Orange Lake East

One-way Mileage (from conveyor to disposal: 2/10 miles)

Transporter No.	Truck Load No.	At Conveyor hr-clock	Start Loading hr-clock	Finish Loading hr-clock	Load Weight lb	Leave Conveyor hr-clock	Return to Conv. Site hr-clock	Remarks
1	1	0753	0812	0815	-	0816	-	

Truck No. 2
 Truck Volume 5

PLANT WEIGHT
 hydrilla

Date: 30 Sep 76
 Location: Orange Lake East

Left Front		Right Front		Scale Readings, lb		Front Axle Total		Rear Axle Total	Truck Total	Empty Truck Weight, lb	Plant Weight	Truck Load No.
Left	Right	Left	Right	Left	Right	Left	Right	lb	lb	lb	lb	No.
3430	3130	3130	3130	6580	5500	6560	5500	12,080	18,640	11,800	6840	1
3930	2990	2990	2990	6280	5460	6920	5460	11,740	18,660	11,800	6860	2
3560	3100	3100	3100	6230	5420	6660	5420	11,650	18,310	11,800	6510	3
3420	3340	3340	3340	6150	5060	6760	5060	11,210	17,970	11,800	6170	4
3470	3070	3070	3070	5710	5260	6540	5260	10,970	17,510	11,800	5710	5
3530	3390	3390	3390	5820	5190	6920	5190	11,010	17,930	11,800	6130	6
3440	3340	3340	3340	6680	5630	6780	5630	12,310	19,090	11,800	7290	7
3600	3360	3360	3360	6060	5220	6960	5220	11,280	18,240	11,800	6440	8
3340	3340	3340	3340	4750	4710	6680	4710	9,460	16,140	11,800	4340	9
3610	3640	3640	3640	6390	6370	7250	6370	12,760	20,010	11,800	8210	10
3560	3440	3440	3440	6520	5830	7000	5830	12,350	19,350	11,800	7550	11
3600	3440	3440	3440	6690	5430	7040	5430	12,120	19,160	11,800	7360	12
3500	3510	3510	3510	6680	6270	7010	6270	12,950	19,960	11,800	8160	13

PLANT WEIGHT
hydrilla

Truck No. 3
Truck Volume 5

Date: 30 Sep 76

Location: Orange Lake East

Left Front	Right Front	Scale Readings, lb		Front Axle Total lb	Rear Axle Total lb	Truck Total lb	Empty Truck Weight, lb	Plant Weight lb	Truck Load No.
		Left Rear	Right Rear						
3420	2500	3320	3770	5920	-	-	13,210	-	
3400	2600	6040	5490	6000	11,530	17,530	13,210	4320	

HARVESTER RECORD
hydrilla

Date: 1 Oct 76

Starting Time: 0730

Ending Time: 1530

Weather: Clear & cool, very windy

Location: Orange Lake East

Density: 10 tons/acre

Load No.	Time to Harvest Load min:sec	Dist. Traveled to Harvest Load ft	Transporter hookup hr-clock	Transporter No.	Time to Transfer Load min:sec	Transporter Unhook hr-clock	Resume Harvest hr-clock	Waiting on Transporter min:sec	Remarks
1	24:02	2500	0804	1	3:44	0808	0808	-	
2	18:26	1900	0827	1	3:09	0830	0831	-	
3	20:49	2100	0852	1	2:17	0854	0855	-	
4	26:11	2700	0922	1	4:56	0927	0931	-	Wind blowing away from harvest area during transfer. Return to area.
5	25:01	2600	0956	1	4:11	1001	1002	-	
6	25:24	2700	1026	1	5:09	1033	1033	-	No. 3 belt hanging. Longer unloading.
7	30:14	3100	1103	1	4:01	1109	1109	-	Talk to transporter operator
8	26:16	2600	1135	1	3:08	1138	1138	-	Load No. 9 finish after lunch.
9	27:54	2800	1251	1	2:09	1253	1254	-	
10	29:29	3000	1321	1	2:02	1325	1326	-	Hookup before harvester full.
11	26:31	2700	1354	1	2:44	1357	1357	-	
12	20:07	2000	1418	1	1:59	1420	1421	-	No. 3 belt hanging. Long unload time. Move to new harvest area 2:37.
13	23:10	2400	1447	1	5:49	1453	1454	-	Finish. No. 3 belt hanging.
14	19:34	2000	1514	1	10:14	1525	-	-	

TRANSPORTER RECORD

hydrilla

Transporter No. 1

Weather: Clear & cool

Ending Time: 1530

Starting Time: 0730

Date: 1 Oct 76

Location: Orange Lake East

Load No.	Conveyor Unhook hr-clock	Empty Travel Time min:sec	Harvester Hookup hr-clock	Time to Load min:sec	Harvester Unhook hr-clock	Full Travel Time min:sec	Conveyor Hookup hr-clock	Unload Time min:sec	Remarks
1	0745	4:32	0809	3:41	0813	4:18	0818	3:06	
2	0821	3:06	0832	3:38	0836	4:02	0840	1:38	
3	0842	3:26	0857	2:16	0900	3:52	0904	2:00	
4	0906	3:18	0927	5:05	0932	4:54	0938	3:51	
5	0942	3:57	1001	4:15	1006	5:23	1012	2:34	
6	1015	3:36	1032	4:35	1037	4:25	1042	2:25	
7	1045	3:43	1108	4:20	1113	4:17	1117	2:05	
8	1120	3:40	1139	2:57	1143	5:42	1149	3:12	Stop for lunch
9	1235	3:45	1256	2:17	1259	3:59	1303	2:22	
10	1305	3:48	1327	2:16	1331	3:05	1334	3:30	
11	1338	3:41	1400	2:45	1403	3:54	1407	5:16	Trucks not ready
12	1413	3:25	1422	2:15	1425	3:31	1429	2:07	Belts on harvester messed up
13	1438	8:59	1452	5:51	1459	10:05	1509	2:25	

1530

TRANSPORTER RECORD

hydrilla

Transporter No. 2

Weather: Clear & cool

Ending Time: 1530

Starting Time: 0730

Location: Orange Lake East

Load No.	Conveyor Unhook hr-clock	Empty Travel Time min:sec	Harvester Hookup hr-clock	Time to Load min:sec	Harvester Unhook hr-clock	Full Travel Time min:sec	Conveyor Hookup hr-clock	Unload Time min:sec	Remarks
14	1447	5:20	1520	9:55	1530	1:00	1531	1:08	Harvester conveyor broke down, transporter stayed hooked for trip back in, only 1/2 load

TRUCK RECORD
hydrilla

Truck No. 2
Truck Volume 5 cu yd

Weather: Clear and cool

Ending Time: 1540

Starting Time: 0730

Date: 1 Oct 76

Roadway Conditions: Dry and sandy

Location: Orange Lake East

One-way Mileage (from conveyor to disposal: 2/10 miles)

Transporter No.	Truck Load No.	At Conveyor hr-clock	Start Loading hr-clock	Finish Loading hr-clock	Load Weight lb	Leave Conveyor hr-clock	Return to Conv. Site hr-clock	Remarks
1	1	0730	0816	0820	5430	0820	0824	
1	2	0825	0839	0841	5200	0841	0847	
1	3	0848	0903	0905	7120	0906	0910	
1	4	0911	0935	0941	6270	0942	0945	
1	5	0946	1011	1013	7040	1014	1019	
1	6	1020	1041	1043	6450	1044	1050	
1	7	1051	1117	1119	6770	1120	1125	
1	8	1126	1148	1151	5800	1153	1200	
1	9	1301	1302	1305	5440	1306	1310	
1	10	1311	1334	1338	6320	1338	1342	
1	11	1343	1407	1413	5890	1414	1435	
1	12	1436	1436	1438	5290	1438	1442	
1	13	1443	1510	1513	6290	1514	1520	
1	14	1521	1530	1533	3800	1534	1536	

Truck No. 2
 Truck Volume 5

PLANT WEIGHT
 hydrilla

Date: 1 Oct 76
 Location: Orange Lake East

Left Front	Right Front	Scale Readings, lb		Rear Axle Total lb	Front Axle Total lb	Rear Axle Total lb	Truck Total lb	Empty Truck Weight, lb	Plant Weight lb	Truck Load No.
		Left Rear	Right Rear							
3360	3460	6330	6160	12,490	6820	12,490	19,310	13,880	5430	1
3560	3600	6500	5420	11,920	7160	11,920	19,080	13,880	5200	2
3610	3650	6480	5630	13,740	7260	13,740	21,000	13,880	7120	3
3290	3310	6950	6600	13,550	6600	13,550	20,150	13,880	6270	4
3450	3580	7270	6620	13,890	7030	13,890	20,920	13,880	7040	5
3670	3720	6750	6190	12,940	7390	12,940	20,330	13,880	6450	6
3290	3370	7390	6600	13,990	6660	13,990	20,650	13,880	6770	7
3120	3160	6890	6310	13,200	6480	13,200	19,680	13,880	5800	8
3560	3520	6610	5630	12,240	7080	12,240	19,320	13,880	5440	9
3490	3700	6650	6380	13,030	7170	13,030	20,200	13,880	6320	10
3550	3560	6400	6320	12,720	7050	12,720	19,770	13,880	5890	11
3590	3520	5950	6150	12,100	7070	12,100	19,170	13,880	5290	12
3450	3710	6300	6570	12,870	7300	12,870	20,170	13,880	6290	13
	3300	5770	5160	10,930	6750	10,930	17,680	13,880	3800	14

9714

HARVESTER RECORD
hydrilla

Weather: Clear & warm

Ending Time: 1530

Starting Time: 0730

Date: 4 Oct 76

Location: Orange Lake East

Density: 10 tons/acre

Load No.	Time to Harvest Load min:sec	Dist. Traveled to Harvest Load ft	Transporter Hookup hr-clock	Transporter No.	Time to Transfer Load min:sec	Transporter Unhook hr-clock	Resume Harvest hr-clock	Waiting on Transporter min:sec	Remarks
1	22:09	2600	0803	1	5:19	0809	0809	-	
2	29:35	3100	0841	2	23:50	0905	0905	-	No. 3 belt malfunction.
3	30:45	3300	0938	1	4:04	0942	0942	-	
4	29:04	3000	1013	2	3:46	1017	1017	-	
5	31:27	3400	1049	1	4:31	1054	1054	-	
6	30:37	3100	1126	2	3:40	1130	1130	-	Travel time to harvest area. Finish No. 7 load after lunch.
7	27:50	2900	1234	1	3:04	1238	1244	-	No. 2 belt malfunction. Harvester down 1311. Dump load on conveyor Return to harvest area 1333.
8	24:52	2600	1309	1	3:14	1311	1336	-	1400 harvester down No. 2 belt. 1435 check machine.
9	22:18	2300	Harvester unload at shore conveyor			-	-	-	

TRANSPORTER RECORD

hydrilla

Transporter No. 1

Weather: Clear & cool

Ending Time: 1530

Starting Time: 0730

Date: 4 Oct 76

Location: Orange Lake East

Load No.	Conveyor Unhook		Empty Travel Time		Harvester Hookup		Time to Load		Harvester Unhook		Full Travel Time		Conveyor Hookup		Unload Time		Remarks
	hr	clock	min	sec	hr	clock	min	sec	hr	clock	min	sec	hr	clock	min	sec	
1	07	39	4	47	08	06	5	20	08	12	8	27	08	21	1	54	
2	08	23	5	01	09	41	4	08	09	45	7	35	09	53	1	48	
3	09	50	7	01	10	52	4	27	10	57	7	47	11	05	1	40	
4	11	07	7	12	12	37	3	10	12	41	7	27	12	53	1	30	Stop for lunch at 1148 Trouble with belts 1312
5	13	28	6	57	13	12	Unhook - harvester takes load in		"	"	"	"	"	"	"	"	Shutdown 1324
6	14	45	7	17	15	20	"	"	"	"	"	"	"	"	"	"	

TRANSPORTER RECORD

hydrilla

Transporter No. 2

Weather: Clear & cool

Ending Time:

Starting Time: 0730

Date: 4 Oct 76

Location: Orange Lake East

Load No.	Conveyor Unhook hr-clock	Empty Travel Time min:sec	Harvester Hookup hr-clock	Harvester Load min:sec	Harvester Unhook hr-clock	Full Travel Time min:sec	Conveyor Hookup hr-clock	Unload Time min:sec	Remarks
1	0737	5:57	0839	2:30	0903	7:12	0910	1:39	Delayed loading because harvester #3 conveyor malfunction 0840
2	0912	7:50	1011	3:52	1015	8:15	1023	2:57	Break for lunch
3	1025	7:55	1123	3:43	1127	11:21	1138	2:25	Transporter broke down 1235

TRUCK RECORD

Truck No. 2 & 3
 Truck Volume 5 cu yd

Weather: Sunny

Ending Time: 1534

Starting Time: 0730

Date: 4 Oct 76

hydrilla

Roadway Conditions: Dry

Location: Orange Lake East

One-way Mileage (from conveyor to disposal: 2/10 miles)

Transporter No.	Truck Load No.	At Conveyor hr-clock	Start Loading hr-clock	Finish Loading hr-clock	Load Weight lb	Leave Conveyor hr-clock	Return to Conv. Site hr-clock	Remarks
1	1	0745	0816	0820	6450	0821	0825	Truck No. 2
2	2	0826	0910	0913	4170	0914	1045	" " 3 Haller load
1	3	0920	0950	0953	6320	0954	1020	" " 2
2	4	1021	1025	1028	4810	1029	1255	" " 2 Haller load
1	5	1046	1102	1104	6280	1105	1109	" " 3
2	6	1110	1140	1144	6200	1145	1149	" " 3
1	7	1150	1245	1250	4570	1255	1256	" " 3
1	8	1257	1322	1326	6130	1327	1420	" " 3 Haller load
1	9	1430	1436	1442	6840	1443	1449	" " 2
1	10	1450	1530	1533	6280	1534	-	" " 2

PLANT WEIGHT
hydrilla

Truck No. 2 6 3
Truck Volume 5

Date: 4 Oct 76

Location: Orange Lake East

	Scale Readings, lb				Front Axle Total lb	Rear Axle Total lb	Truck Total lb	Empty Truck Weight, lb	Plant Weight lb	Truck Load No.
	Left Front	Right Front	Left Rear	Right Rear						
2650	2870	3490	3710	No. 3 truck weight	6340	11,380	12,720	-	-	2
3310	3030	5600	5780	empty Hallard load	7090	12,910	13,550	4170	4170	
3050	3200	3800	3500	No. 2 truck weight	6980	12,890	20,000	-	-	1
3600	3490	6610	6300	empty	6730	11,630	19,870	6450	6450	3
3650	3130	6650	6240		6480	12,520	18,360	6320	6320	4
3440	3290	6040	5590		6540	12,380	19,000	4810	4810	5
3530	2950	6120	6400		6370	10,920	12,720	6280	6280	6
3750	2790	6100	6280		6300	12,550	12,720	4570	4570	7
3450	2920	5230	5690		7350	13,040	12,720	6130	6130	8
3350	2980	6500	6050		6580	13,250	13,550	6840	6840	9
3750	3600	6640	6400							
3260	3320	7030	6220							

HARVESTER RECORD

hydrilla

Weather: Clear & warm

Ending Time: 1530

Starting Time: 0730

Date: 6 Oct 76

Location: Orange Lake East

Density: 10 tons/acre

Load No.	Time to Harvest Load min:sec	Dist. Traveled to Harvest Load ft	Transporter Hookup hr:clock	Transporter No.	Time to Transfer Load min:sec	Transporter Unhook hr:clock	Resume Harvest hr:clock	Waiting on Transporter min:sec	Remarks
1	33:42	4000	0820	2	3:14	0823	1111	-	Harvester down.
2	23:17	2300	1134	1	4:02	1138	1140	-	
3	27:55	3400	1250	2	7:43	1258	1259	-	
4	33:40	4000	1330	1	3:34	1336	1337	-	Belts overloaded. Long unload time
5	29:06	3100	1406	2	3:49	1410	1410	-	Finish Load No. 3 after lunch.
6	32:55	3500	1444	1	14:12	1458	-	-	Hookup before harvester full. No. 3 belt malfunction.

Q714

TRANSPORTER RECORD
hydrilla

Date: 6 Oct 76 Starting Time: 0730 Ending Time: 1530 Weather: Clear & warm Transporter No. 1
Location: Orange Lake East

Load No.	Conveyor Unhook hr-clock	Empty Travel Time min:sec	Harvester Hookup hr-clock	Harvester Unhook hr-clock	Time to Load min:sec	Harvester Unhook hr-clock	Full Travel Time min:sec	Conveyor Hookup hr-clock	Unload Time min:sec	Remarks
1	0744	6:32	1136	1140	3:47	1140	6:48	1147	2:38	Shutdown 0837
2	1107	6:40	1335	1339	4:07	1339	7:43	1347	1:38	Harvester broke down 1443
3	1229	7:10	1441	1500	19:08	1500	7:39	1508	3:54	Shutdown 1513

TRANSPORTER RECORD
hydrilla

Date: 6 Oct 76 Starting Time: 0730
Location: Orange Lake East

Ending Time: 1530

Weather: Clear & warm

Transporter No. 2

Load No.	Conveyor Unhook		Empty Travel Time		Harvester Hookup		Time to Load		Harvester Unhook		Full Travel Time		Conveyor Hookup		Unload Time		Remarks
	hr	clock	min	sec	hr	clock	min	sec	hr	clock	min	sec	hr	clock	min	sec	
1	0740		7:34		0820		3:19		0824		7:40		0832		2:59		0835 Harvester breakdown 1506 came back to port, harvester #2 conveyor malfunction
2	1230		5:07		1254		7:37		1302		8:29		1310		3:14		
3	1313		6:19		1410		3:23		1413		10:11		1424		3:10		
4	1427		9:20		-		-		-		-		-		-		

TRUCK RECORD
hydrilla

Truck No. 2
Truck Volume 5 cu yd

Ending Time: 1530 Weather: Hot and sunny

Starting Time: 0730

Date: 6 Oct 76

Roadway Conditions: Dry

Location: Orange Lake East

One-way Mileage (from conveyor to disposal: 2/10 miles)

Transporter No.	Truck Load No.	At Conveyor hr-clock	Start Loading hr-clock	Finish Loading hr-clock	Load Weight lb	Leave Conveyor hr-clock	Return to Conv. Site hr-clock	Remarks
2	1	0815	0834	0837	5280	0838	0850	
1	2	0851	1150	1153	6720	1154	1159	
2	3	1200	1311	1315	5770	1316	1323	
1	4	1324	1350	1352	5250	1353	1359	
2	5	1400	1425	1429	5630	1430	1434	
1	6	1435	1510	1514	5030	1515	1525	

PLANT WEIGHT
hydrilla

Truck No. 2
Truck Volume 5

Date: 6 Oct 76

Location: Orange Lake East

Scale Readings, lb		Rear Axle Total lb	Truck Total lb	Empty Truck Weight, lb	Plant Weight lb	Truck Load No.
Left Front	Right Front					
3240	2910	6150	18,830	13,550	5280	1
2620	3090	5710	20,270	13,550	6720	2
3170	3350	6520	19,320	13,550	5770	3
3330	3020	6350	18,800	13,550	5250	4
3260	3260	6520	19,180	13,550	5630	5
3260	2610	5870	18,580	13,550	5030	6

HARVESTER RECORD
hydrilla

Date: 7 Oct 76

Ending Time: 1530

Starting Time: 0730

Location: Orange Lake East

Density: 10 tons/acre

Weather: Cloudy and warm, windy

Load No.	Time to Harvest min:sec	Dist. Traveled to Harvst Load ft.	Transporter hookup hr-clock	Transporter No.	Time to Transfer min:sec	Transporter Unhook hr-clock	Resume Harvest hr-clock	Waiting on Transporter min:sec	Remarks
1	33:27	3700	0816	2	3:25	0819	0820	-	Harvester working perfect
2	30:23	3400	0851	1	3:46	0855	0856	-	
3	26:08	2400	0922	1	4:12	0926	0926	-	
4	26:14	2600	0954	2	4:01	0959	0959	-	
5	20:47	1700	1021	1	7:19	1029	1030	-	Belts overloaded long unload time
6	20:29	1800	1051	2	3:44	1054	1055	-	
7	24:52	2300	1120	1	3:56	1024	1024	-	
8	25:56	2600	1151	2	3:15	1154	1245	-	Lunch
9	26:10	2800	1312	1				-	Harvester gone to Anchorage No. 3 belt malfunction 1314

TRANSPORTER RECORD

hydrilla

Transporter No. 1

Weather: Slightly overcast

Ending Time: 1530

Starting Time: 0730

Date: 7 Oct 76

Location: Orange Lake East

Load No.	Conveyor Unhook		Empty Travel Time		Harvester Hookup		Time to Load		Harvester Unhook		Full Travel Time		Conveyor Hookup		Unload Time		Remarks
	hr	clock	min	sec	hr	clock	min	sec	hr	clock	min	sec	hr	clock	min	sec	
1	0740		6:40		0854		3:06		0858		8:31		0907		4:29		
2	0912		6:58		0925		4:17		0930		6:55		0936		2:10		
3	0940		7:04		1026		7:26		1033		5:11		1038		2:25		Harvester belts malfunction 1027
4	1041		4:13		1124		4:08		1128		5:17		1133		3:15		Last load before lunch - 1138
5	1136		6:21		1311												Harvester belts malfunction - 1313

TRANSPORTER RECORD
hydrilla

Transporter No. 2

Weather: Clear and warm

Ending Time:

Starting Time: 0730

Date: 7 Oct 76

Location: Orange Lake East

Load No.	Conveyor Unhook		Empty Travel Time		Harvester Hookup		Time to Load		Harvester Unhook		Full Travel Time		Conveyor Hookup		Unload Time		Remarks
	hr	clock	min	sec	hr	clock	min	sec	hr	clock	min	sec	hr	clock	min	sec	
1	0740		7:05		0821		3:16		0824		9:10		0834		3:43		0845-1000 changed position of harvesting markers Break for lunch
2	0838		7:53		1000		3:58		1004		5:00		1009		3:15		
3	1013		5:31		1056		3:42		1100		4:38		1105		3:28		
4	1108		5:45		1157		3:18		1200		5:36		1206		2:28		
5	1245		5:39		Came back to port, harvester breakdown												

TRUCK RECORD

Truck No. 3
Truck Volume 5 cu yd

Weather:

Ending Time: 1408

Starting Time: 0730

Date: 7 Oct 76

Roadway Conditions:

Location: Orange Lake East

One-way Mileage (from conveyor to disposal: 2/10 miles)

Transporter No.	Truck Load No.	At Conveyor hr-clock	Start Loading hr-clock	Finish Loading hr-clock	Load Weight lb	Leave Conveyor hr-clock	Return to Conv. Site hr-clock	Remarks
2	1	0735	0831	0835	5460	0836	0842	Truck No. 3 (CE-13899)
1	2	0843	0906	0911	5470	0912	0919	
1	3	0920	0935	0938	6080	0939	0944	
2	4	0945	1006	1010	5960	1011	1024	
1	5	1025	1037	1040	5970	1041	1050	Bill Haller load
2	6	1051	1102	1106	5870	1107	1112	" "
1	7	1113	1132	1135	6300	1136	1143	" "
2	8	1144	1204	1207	6150	1208	1212	" "
1	9	1214	1330	1400	6090	1401	1408	" "

PLANT WEIGHT
hydrilla

Truck No. 3
Truck Volume 5

Date: 7 Oct 76

Location: Orange Lake East

Left Front	Right Front	Scale Readings, lb		Front Axle Total lb	Rear Axle Total lb	Truck Total lb	Empty Truck Weight, lb	Plant Weight lb	Truck Load No.
		Left Rear	Right Rear						
3180	2940	6050	6500	6120	12,550	18,670	13,210	5460	1
3070	2950	6010	6650	6020	12,660	18,680	13,210	5470	2
3760	2650	6200	6680	6410	12,880	19,290	13,210	6080	3
3500	2570	6220	6880	6070	13,100	19,170	13,210	5960	4
3980	2610	6280	6310	6590	12,590	19,180	13,210	5970	5
3570	2910	5980	6620	6480	12,600	19,080	13,210	5870	6
3730	2930	6240	6610	6660	12,850	19,510	13,210	6300	7
3660	2920	6200	6580	6580	12,780	19,360	13,210	6150	8
3040	3050	6120	6430	6090	12,540	18,630	13,210	6090	9

HARVESTER RECORD
hydrilla

Date: 8 Oct 76 Starting Time: 0730 Ending Time: 1530 Weather: Cloudy and cool, very windy
 Location: Orange Lake East
 Density: 10 tons/acre

Load No.	Time to Harvest Load min:sec	Dist. Traveled to Harvest Load ft	Transporter Hookup hr-clock	Transporter No.	Time to Transfer Load min:sec	Transporter Unhook hr-clock	Resume Harvest hr-clock	Waiting on Transporter min:sec	Remarks
1	27:02	3100	0811	1	3:56	0815	0815	-	
2	27:05	2900	0846	2	4:06	0850	0850	-	Wait on transporter
3	26:26	2700	0917	1	4:44	0922	0923	-	
4	29:44	3000	1015	2	3:25	1019	1020	-	Left paddle wheel pump leaking down 0935 not a full load Resume harvest 0957
5	29:43	3100	1050	1	3:49	1054	1055	-	
6	34:51	4000	1130	2	3:45	1134	1135	-	
7	23:55	2600	1203	2	3:49	1207	1243	-	
8	11:22	1400	1302	2	3:55	1306	1306	-	Unload on transporter at shore Lunch
9	12:44	1500	1321	2	3:50	1325	1325	-	Wait on transporter
10	15:08	1700	1341	2	3:52	1345	Finish	-	Wait on transporter

TRANSPORTER RECORD

hydrilla

Transporter No. 1

Weather: Clear and cool, slightly overcast

Ending Time: 1530

Date: 8 Oct 76 Starting Time: 0730

Location: Orange Lake East

Load No.	Conveyor		Empty Travel		Harvester		Time to Load		Harvester		Full Travel		Conveyor		Unload Time		Remarks
	hr-clock	Unhook	hr-clock	min:sec	hr-clock	Hookup	min:sec	Load	hr-clock	Unhook	min:sec	Time	hr-clock	Hookup	min:sec	min:sec	
1	0741		0811	5:29	0811	0811	3:54	0815	0815	0815	5:07	0820	0820	4:12			
2	0825		0917	5:31	0917	0923	5:42	0923	0923	0923	10:42	0933	0933	2:11			Harvesting farther from shore
3	0936		1050	7:49	1050	1055	4:33	1055	1055	1055	4:08	1059	1059	1:55			Shutdown - 0940
4	1101			4:19													Gone to lunch - 1154

TRANSPORTER RECORD
hydrilla

Transporter No. 2

Weather: Clear and windy

Ending Time:

Starting Time: 0730

Date: 8 Oct 76

Location: Orange Lake East

Load No.	Conveyor		Empty Travel		Harvester		Time to Load		Harvester		Full Travel		Conveyor		Unload Time		Remarks
	hr-clock	hr-clock	min:sec	min:sec	hr-clock	hr-clock	min:sec	min:sec	hr-clock	hr-clock	min:sec	min:sec	hr-clock	hr-clock	min:sec	min:sec	
1	0744	0848	5:33	4:11	0852	0900	8:31	0900	0852	0900	8:31	0900	0900	0900	2:32		
2	0903	1017	6:28	3:37	1021	1034	13:32	1034	1021	1034	13:32	1034	1034	1034	2:53		
3	1037	1132	8:30	3:50	1136	1149	12:45	1149	1136	1149	12:45	1149	1149	1149	3:29		
4	1241	1304	4:44	3:53	1308	1314	6:11	1314	1308	1314	6:11	1314	1314	1314	5:01		
5	1319	1323	4:07	3:54	1327	1332	4:12	1332	1327	1332	4:12	1332	1332	1332	3:21		
6	1336	1343	7:00	3:49	1347	1354	7:35	1354	1347	1354	7:35	1354	1354	1354	2:15		

TRUCK RECORD

hydrilla
 Ending Time:
 Weather: Partly cloudy and cool,
 windy
 Truck No. 3
 Truck Volume 5 cu yd

Date: 8 Oct 76 Starting Time: 0730

Roadway Conditions: Dry

Location: Orange Lake East

One-way Mileage (from conveyor to disposal): 2/10 miles

Transporter No.	Truck Load No.	At Conveyor hr-clock	Start Loading hr-clock	Finish Loading hr-clock	Load Weight lb	Leave Conveyor hr-clock	Return to Conv. Site hr-clock	Remarks
1	1	0730	0820	0824	5750	0825	0830	
2	2	0831	0859	0902	5610	0904	0908	
1	3	0909	0934	0936	4880	0937	0940	
2	4	0941	1033	1036	4020	1037	1041	
1	5	1042	1059	1102	3850	1103	1107	
2	6	1108	1147	1150	4250	1151	1158	
2	7	1159	1205	1208	5800	1237	1250	
2	8	1251	1312	1316	5180	1317	1322	
2	9	1323	1332	1335	4690	1336	1339	
2	10	1340	1354	1356	5340	1357	1400	

PLANT WEIGHT
hydrilla

Truck No. 3
Truck Volume 5

Date: 8 Oct 76

Location: Orange Lake East

	Scale Readings, lb		Front Axle Total lb	Rear Axle Total lb	Truck Total lb	Empty Truck Weight, lb	Plant Weight lb	Truck Load No.
	Left	Right						
2890	3010	6220	5900	13,060	18,960	13,210	5750	1
2870	2980	6470	5850	12,970	18,820	13,210	5610	2
3400	3000	5790	6400	11,690	18,090	13,210	4880	3
3040	2960	5660	6000	11,230	17,230	13,210	4020	4
3140	2780	5710	5920	11,140	17,060	13,210	3850	5
3270	2560	5740	5830	11,630	17,460	13,210	4250	6
3150	2770	6450	5920	13,090	19,010	13,210	5800	7
3420	3100	5840	6320	11,870	18,190	13,210	5180	8
2940	3170	5750	6110	11,790	17,900	13,210	4690	9
3230	3100	6200	6330	12,220	18,550	13,210	5340	10

HARVESTER RECORD
hydrilla

Date: 13 Oct 76 Starting Time: 0800 Ending Time: 1630 Weather: Clear and hot

Location: Withlacoochee River - Wysong Dam

Density: 20 tons/acre

Load No.	Time to Harvest min:sec	Dist. Traveled to Harvest Load ft	Transporter Hookup hr-clock	Transporter No.	Time to Transfer Load min:sec	Transporter Unhook hr-clock	Resume Harvest hr-clock	Waiting on Transporter min:sec	Remarks
1	12:41	500	1318	2	3:14	1321	1322	-	Across current harvest
2	13:14	600	1337	1	3:33	1341	1341	-	
3	11:22	500	1353	2	3:34	1356	1356	-	
4	14:37	600	1413	2	3:45	1417	1419	-	Work on No. 1 belt Wait on transporter
5	7:05	400	1428	1	3:09	1431	1432	-	
6	7:15	500	1440	2	3:21	1443	1444	-	
7	11:55	800	1457	1	-	1459	1516	-	No. 3 belt malfunction 1459 overloaded
8	7:25	800	1524	2	2:59	1527	1528	-	
9	8:23	650	1538	1	3:45	1542	1542	-	
10	7:37	600	1553	2	3:34	1556	1556	-	
11	8:50	650	1606	1	3:05	1610	1610	-	Wait on transporter Unload shore conveyor
12	7:44	800	1623	-	2:44	-	Finish	-	

TRANSPORTER RECORD
hydrilla

Date: 13 Oct 76 Starting Time: 1300 Ending Time: 1630 Transporter No. 1
Location: Wycoug Dam - Withlacoochee River Weather: Vary, slight breeze

Load No.	Conveyor Unhook hr-clock	Empty Travel Time min:sec	Harvester Hookup hr-clock	Time to Load min:sec	Harvester Unhook hr-clock	Full Travel Time min:sec	Conveyor Hookup hr-clock	Unload Time min:sec	Remarks
1	1334	1:06	1335	3:35	1339	0:41	1340	2:12	
2	1342	1:26	1427	3:19	1430	0:53	1431	2:10	
3	1433	1:47	1455	Harvester malfunction		0:31	1500	1:53	Half load - shutdown - 1503
4	1502	1:06	1535	3:46	1539	1:56	1541	3:49	Trouble hooking up
5	1545	1:32	1604	3:55	1608	1:33	1610	1:45	Last load - shutdown - 1615

TRANSPORTER RECORD
hydrilla

Transporter No. 2

Weather: Clear and warm

Ending Time: 1630

Date: 13 Oct 76 Starting Time: 1258

Location: Withlacoochee River, Wyoong Dam

Load No.	Conveyor Unhook hr-clock	Empty Travel Time min:sec	Harvester Hookup hr-clock	Time to Load min:sec	Harvester Unhook hr-clock	Full Travel Time min:sec	Conveyor Hookup hr-clock	Unload Time min:sec	Remarks
1	1313	2:03	1315	3:17	1318	2:13	1320	2:33	
2	1323	1:31	1349	3:34	1353	1:27	1354	3:39	
3	1358	1:36	1410	3:48	1414	1:48	1416	4:56	
4	1421	1:30	1437	3:20	1440	1:15	1441	2:55	
5	1444	1:38	1521	2:58	1524	0:35	1525	1:48	Harvester overloaded
6	1527	1:34	1549	3:41	1553	1:51	1555	2:56	

TRUCK RECORD
hydrilla

Truck No. 3
Truck Volume 5 cu yd

Weather: Clear

Ending Time: 1630

Starting Time: 0800

Date: 13 Oct 76

Roadway Conditions: Dry

Location: Withlacoochee River, Wysong Dam

One-way Mileage (from conveyor to disposal: 1/10 miles)

Transporter No.	Truck Load No.	At Conveyor hr-clock	Start Loading hr-clock	Finish Loading hr-clock	Load Weight lb	Leave Conveyor hr-clock	Return to Conv. Site hr-clock	Remarks
2	1	1230	1324	1326	-	1327	1329	No scales on site.
1	2	1330	1342	1345	-	1346	1348	
2	3	1359	1400	1403	-	1404	1406	
2	4	1407	1420	1424	-	1425	1428	
1	5	1429	1434	1436	-	1437	1440	
2	6	1441	1445	1448	-	1449	1452	
1	7	1453	1502	1505	-	1506	1510	
2	8	1511	1526	1530	-	1531	1536	
1	9	1537	1544	1548	-	1549	1552	
2	10	1553	1559	1602	-	1603	1605	
1	11	1606	1611	1614	-	1615	1617	
2	12	1618	1624	1627	-	1628	1630	

HARVESTER RECORD
hydrilla

Date: 14 Oct 76

Starting Time: 0800

Ending Time: 1630

Weather: Clear

Location: Withlacoochee River - Hysong Dam

Density: 20 tons/acre

Load No.	Time to Harvest Load min:sec	Dist. Traveled to Harvest Load ft	Transporter Hookup hr-clock	Transporter No.	Time to Transfer Load min:sec	Transporter Unhook hr-clock	Resume Harvest hr-clock	Waiting on Transporter min:sec	Remarks
1	9:56	1000	0813	2	3:25	0817	0817	-	Across current harvesting
2	7:12	700	0826	1	3:12	0829	0830	-	
3	9:09	800	0839	2	4:31	0844	0844	-	
4	9:49	850	0855	1	3:32	0859	0859	-	
5	8:21	800	0909	2	3:30	0913	0913	-	
6	6:55	700	0922	1	3:04	0926	0926	-	Wait on transporter
7	8:27	750	0936	2	3:22	0939	0940	-	
8	8:11	800	0949	1	3:01	0952	0953	-	
9	9:52	850	1004	2	-	1022	1025	-	No. 3 belt malfunction 1005-1024
10	8:59	800	1035	2	3:02	1038	1038	-	
11	8:53	800	1049	1	3:44	1053	1053	-	
12	11:46	750	1105	2	3:24	1109	1109	-	
13	8:25	800	1118	2	3:34	1122	1122	-	
14	9:02	850	1133	2	3:20	1136	1137	-	
15	8:46	750	1146	2	3:08	1149	1149	-	
16	9:33	850	1242	2	3:06	1246	1246	-	Finish No. 16 after lunch
17	8:39	800	1256	1	3:09	1259	1300	-	Wait on transporter
18	8:35	800	1309	2	3:15	1312	1312	-	
19	16:14	850	1419	1	3:40	1423	1423	-	Harvester down 1323 until 1413
20	10:04	800	1434	2	3:58	1438	1439	-	Wait on transporter
21	8:05	500	1449	1	3:45	1453	1453	-	
22	8:14	600	1502	2	5:50	1508	1508	-	
23	8:12	650	1520	1	4:02	1524	1524	-	
24	9:55	800	1534	2	-	1547	1550	-	1536 No. 3 belt overloaded go to shore
25	8:00	700	1558	2	4:25	1603	1604	-	
26	8:05	650	1613	1	3:47	1617	Finish	-	

TRANSPORTER RECORD
hydrilla

Transporter No. 1

Weather: Clear and cool

Ending Time: 1630

Date: 14 Oct 76 Starting Time: 0800

Location: Withlacoochee River, Wvsong Dam

Load No.	Conveyor Unhook hr-clock	Empty Travel Time min:sec	Harvester Hookup hr-clock	Time to Load min:sec	Harvester Unhook hr-clock	Full Travel Time min:sec	Conveyor Hookup hr-clock	Unload Time min:sec	Remarks
1	0810	0:42	0825	3:16	0828	1:05	0830	6:16	
2	0836	0:59	0854	3:35	0858	1:54	0900	1:50	
3	0902	1:12	0921	3:04	0825	1:58	0927	2:02	
4	0929	1:21	0948	3:03	0951	1:35	0953	2:04	
5	0955	0:57	1048	3:46	1052	2:37	1055	2:32	
6	1233	1:14	1256	3:06	1300	1:06	1301	1:51	
7	1414	1:03	1419	3:43	1423	1:10	1425	1:54	
8	1427	1:05	1448	3:47	1453	1:13	1455	1:46	
9	1457	1:00	1520	4:04	1524	1:20	1526	2:06	
10	1528	1:17	Harvester jammed - shutdown - 1542						
11	1555	1:13	1610	3:47	1614	2:24	1630	6:35	Last load

TRANSPORTER RECORD
hydrilla

Transporter No. 2

Weather: Clear and cool

Ending Time: 1600

Starting Time: 0800

Location: Withlacoochee River, Wv song Dam

Load No.	Conveyor Unhook		Empty Travel Time		Harvester Hookup		Time to Load		Harvester Unhook		Full Travel Time		Conveyor Hookup		Unload Time		Remarks
	hr	clock	min	sec	hr	clock	min	sec	hr	clock	min	sec	hr	clock	min	sec	
1	0808		2	06	0811		3	36	0815		1	26	0817		2	38	
2	0820		1	15	0837		5	05	0842		1	00	0843		2	30	
3	0846		1	26	0906		3	29	0910		3	07	0913		2	02	
4	0915		1	13	0934		3	30	0938		2	43	0941		2	00	
5	0943		1	41	1001		(1007 harvester breakdown, went back to port)								5	03	
6	1026		1	10	1033		3	05	1036		1	15	1037		1	45	
7	1039		1	18	1104		3	25	1107		1	20	1109		1	57	
8	1111		1	10	1117		3	37	1120		1	46	1122		2	06	
9	1124		1	26	1131		3	25	1134		1	21	1136		2	14	
10	1138		1	41	1144		3	05	1147		2	45	1150		3	07	
11	1235		1	30	1242		3	09	1245		1	35	1247		2	53	
12	1305		1	28	1308		3	26	1311		0	59	1312		2	18	Stopped for repairs
13	1413		1	34	1433		4	00	1437		1	13	1438		2	03	Harvester breakdown
14	1440		1	38	1500		5	46	1506		2	23	1508		3	35	
15	1512		1	25	1533		(1537 harvester breakdown, went back to port)								2	31	
16	1549		1	20	1556		3	30	1559		1	10	1600		3	56	

TRUCK RECORD
hydrilla

Truck No. 3
Truck Volume 5 cu yd

Weather:

Ending Time: 1630

Starting Time: 0800

Date: 14 Oct 76

Roadway Conditions: Dry

Location: Withlacoochee River, Wysong Dam

One-way Mileage (from conveyor to disposal): 1/10 miles

Transporter No.	Truck Load No.	At Conveyor hr-clock	Start Loading hr-clock	Finish Loading hr-clock	Load Weight lb	Leave Conveyor hr-clock	Return to Conv. Site hr-clock	Remarks
2	1	0810	0820	0823	5880	0824	0827	
1	2	0828	0832	0839	4840	0840	0843	
2	3	0844	0847	0850	5650	0851	0854	
1	4	0855	0902	0905	5270	0906	0910	
2	5	0911	0917	0920	3661	0921	0924	
1	6	0925	0930	0933	4790	0934	0937	
2	7	0938	0944	0946	4930	0947	0952	
1	8	0953	0956	0959	4513	1000	1004	
2	9	1005	1015	1018	5071	1019	1030	
1	10	1031	1041	1045	3870	1046	1047	
2	11	1048	1050	1055	5523	1056	1057	
2	12	1100	1107	1115	5540	1117	1119	
2	13	1120	1122	1127	5160	1130	1132	
2	14	1133	1138	1141	5680	1143	1145	
2	15	1147	1150	1155	6060	1200	1202	
2	16	1203	1250	1254	5580	1255	1259	
1	17	1300	1303	1306	5390	1307	1310	
2	18	1311	1316	1320	5750	1321	1324	
1	19	1325	1428	1430	5460	1431	1436	
2	20	1437	1443	1445	5632	1446	1450	
1	21	1451	1500	1503	5680	1504	1508	
1	22	1509	1511	1515	5480	1516	1520	
1	23	1521	1529	1531	5270	1532	1536	
2	24	1537	1550	1554	5270	1555	1559	
2	25	1600	1606	1609	6230	1610	1614	
1	26	1615	1620	1625	5480	1626	1630	

PLANT WEIGHT
hydrilla

Truck No. 3
Truck Volume 5

Date: 14 Oct 76

Location: Withlacoochee River, Wvysong Dam

Left Front	Right Front	Scale Readings, lb		Front Axle Total lb	Rear Axle Total lb	Truck Total lb	Empty Truck Weight, lb	Plant Weight lb	Truck Load No.
		Left Rear	Right Rear						
2880	2630	6210	6190	5510	12,400	17,910	12,030	5880	1
3130	2800	5650	5290	5930	10,940	16,870	12,030	4840	2
2740	2560	6040	6340	5300	12,380	17,680	12,030	5650	3
2640	2410	5900	5700	5050	11,600	17,300	12,030	5270	4
2910	2060	5710	5011	4970	10,721	15,691	12,030	3661	5
2790	2700	5330	6000	5490	11,330	16,820	12,030	4790	6
2810	2580	5620	5950	5390	11,570	16,960	12,030	4930	7
2860	2051	5860	5772	4911	11,632	16,543	12,030	4513	8
2820	2051	6220	6010	4871	12,230	17,101	12,030	5071	9
2950	2060	5810	5080	5010	10,890	15,900	12,030	3870	10
2700	2033	6650	6170	4733	12,820	17,553	13,030	5523	11
2710	2910	6020	6150	5400	12,170	17,570	12,030	5540	12
2510	2890	5970	6020	5400	11,790	17,190	12,030	5160	13
2870	2470	6100	6270	5340	12,370	17,710	12,030	5680	14
3010	2990	5800	6290	6000	12,090	18,090	12,030	6060	15
2990	2770	5840	6010	5760	11,850	17,610	12,030	5580	16
2940	2640	5840	6000	5580	11,840	17,420	12,030	5390	17
3000	2650	6010	6120	5650	12,130	17,780	12,030	5750	18
2890	2520	6050	6030	5410	12,080	17,490	12,030	5460	19
2970	2662	6200	5830	5632	12,030	17,662	12,030	5632	20
3330	2600	6130	5580	5930	11,780	17,710	12,030	5680	21
2790	2480	5980	6260	5270	12,240	17,510	12,030	5480	22
2890	2670	5790	5950	5560	11,740	17,300	12,030	5270	23
2950	2600	5980	5770	5550	11,750	17,300	12,030	5270	24
2810	2890	6160	6330	5770	12,490	18,260	12,030	6230	25
3110	2550	6000	5850	5660	11,850	17,510	12,030	5480	26

HARVESTER RECORD
hydrilla

Date: 15 Oct 76 Starting Time: 0800 Ending Time: 1630 Weather: Cloudy and warm
 Location: Withlacoochee River - Wysong Dam
 Density: 20 tons/acre

Load No.	Time to Harvest Load min:sec	Dist. Traveled to Harvest Load ft	Transporter Hookup hr-clock	Transporter No.	Time to Transfer Load min:sec	Transporter Unhook hr-clock	Resume Harvest hr-clock	Waiting on Transporter min:sec	Remarks	
1	9:23	650	0852	2	3:59	0856	0856	-		
2	9:03	700	0906	1	4:44	0911	0911	-		
3	8:38	600	0921	2	-	-	1307	-		
14	7:14	500	1314	1	3:35	1319	1320	-		
15	9:34	700	Harvester No. 3 belt jammed shut down							
16	7:25	600	1412	1	3:39	1416	1417	-		
17	7:48	650	1425	2	3:25	1428	1429	-		
18	7:18	700	1437	1	3:35	1440	1441	-		
19	7:42	750	1449	2	3:12	1453	1453	-		
20	7:58	750	1502	1	3:56	1507	1507	-		
21	8:55	850	1517	2	3:35	1521	1521	-		
22	7:44	800	1530	1	3:51	1534	1534	-		
23	9:06	850	1542	2	3:37	1546	1546	-		
24	8:30	700	1557	1	3:39	1600	1601	-		
25	8:55	750	Take last load in on harvester - Unload 4:16 - shut down 1618							

TRANSPORTER RECORD
hydrilla

Transporter No. 1

Weather: Partly cloudy

Ending Time: 1630

Starting Time: 0800

Location: Withlacoochee River, Wysong Dam

Load No.	Conveyor Unhook		Empty Travel Time		Harvester Hookup		Time to Load		Harvester Unhook		Full Travel Time		Conveyor Hookup		Unload Time		Remarks
	hr	clock	min	sec	hr	clock	min	sec	hr	clock	min	sec	hr	clock	min	sec	
1	0859		0	57	0905		4	42	0910		0	59	0912		4	30	Hydrilla keeps getting stuck on shore conveyor. Makes for longer unloading times Harvester jammed Shutdown - 1334
2	0916		1	02	0935		5	20	0940		2	25	0943		5	41	
3	0949		1	14	1008		5	10	1014		1	39	1016		3	31	
4	1020		1	07	1040		4	30	1045		1	01	1046		3	40	
5	1051		1	05	1108		4	08	1112		1	50	1115		6	20	
6	1121		1	02	1135		4	12	1139		0	52	1140		3	24	
7	1304		1	10	1313		3	39	1318		1	14	1320		3	17	
8	1323		1	04													

TRANSPORTER RECORD
hydrilla

Transporter No. 2

Weather: Clear

Ending Time: 1630

Date: 15 Oct 76 Starting Time: 0800

Location: Withlacoochee River, Wvsong Dam

Load No.	Conveyor Unhook		Empty Travel Time		Harvester Hookup		Time to Load		Harvester Unhook		Full Travel Time		Conveyor Hookup		Unload Time		Remarks
	hr	clock	min	sec	hr	clock	min	sec	hr	clock	min	sec	hr	clock	min	sec	
1	0843		1:34		0849		4:02		0853		1:41		0855		2:15		
2	0857		1:26		0918		4:38		0923		0:44		0924		1:48		
3	0926		1:35		0952		4:19		0956		1:24		0958		1:48		
4	1000		1:00		1023		4:05		1027		1:47		1029		2:15		
5	1031		1:15		1053		3:57		1057		1:04		1058		2:08		
6	1100		1:05		1120		4:13		1124		1:48		1126		2:10		
7	1128		1:11		1147		3:53		1151		1:29		1152		4:46		Harvester breakdown
8	1306		1:14		1328		(Harvester overloaded, came back to port)								3:56		
9	1402		1:20		1423		3:30		1427		1:57		1429		3:33		
10	1432		1:30		1448		3:18		1451		1:27		1453		3:51		
11	1457		1:43		1515		3:40		1519		1:30		1520		2:56		
12	1523		1:57		1542		3:49		1546		2:20		1548		3:39		
13	1552		2:05														

TRUCK RECORD

Truck No. 3
Truck Volume 5 cu yd

hydrilla

Ending Time: 1630 Weather:

Starting Time: 0800

Date: 15 Oct 76

Roadway Conditions: Dry

Location: Withlacoochee River, Wvong Dam

One-way Mileage (from conveyor to disposal: 1/10 miles)

Transporter No.	Truck Load No.	At Conveyor hr-clock	Start Loading hr-clock	Finish Loading hr-clock	Load Weight lb	Leave Conveyor hr-clock	Return to Conv. Site hr-clock	Remarks
2	1	0800	0856	0900	5180	0901	0904	
1	2	0905	0912	0916	4490	0917	0920	
2	3	0921	0922	0925	4760	0926	0930	
1	4	0931	0943	0949	5100	0950	0955	
2	5	0958	1000	1003	4660	1004	1008	
1	6	1009	1015	1018	4310	1019	1023	
2	7	1024	1030	1034	4690	1035	1039	
1	8	1040	1046	1050	4460	1051	1055	
2	9	1056	1100	1103	4040	1104	1109	
1	10	1110	1114	1119	4170	1120	1124	
2	11	1125	1128	1131	4110	1132	1136	
1	12	1137	1144	1147	4100	1148	1152	
2	13	1153	1155	1201	4390	1232	1236	
1	14	1237	1320	1324	3960	1325	1329	
2	15	1330	1354	1400	5280	1401	1405	
1	16	1406	1420	1423	4280	1424	1429	
2	17	1430	1431	1433	3520	1434	1438	
1	18	1439	1442	1446	4230	1447	1451	
2	19	1452	1457	1459	4600	1500	1504	
1	20	1505	1510	1513	4430	1514	1516	
2	21	1517	1524	1527	4420	1528	1533	
1	22	1537	1539	1542	3900	1543	1547	
2	23	1548	1542	1556	4160	1557	1601	
1	24	1602	1605	1609	3650	1610	1613	
2	25	1614	1616	1619	3910	1620	1624	

PLANT WEIGHT
hydrilla

Truck No. 3
Truck Volume 5

Date: 15 Oct 76

Location: Withlacoochee River, Hysong Dam

Left Front	Right Front	Scale Readings, lb		Front Axle Total lb	Rear Axle Total lb	Truck Total lb	Empty Truck Weight, lb	Plant Weight lb	Truck Load No.
		Left Rear	Right Rear						
2810	2750	5840	6080	5560	11,920	17,480	12,300	5180	1
2860	2530	5780	5620	5390	11,400	16,790	12,300	4490	2
2890	2760	5680	5730	5650	11,410	17,060	12,300	4760	3
2900	2630	5900	5970	5530	11,870	17,400	12,300	5100	4
2980	2680	5750	5550	5660	11,300	16,960	12,300	4660	5
2850	2690	5450	5620	5540	11,070	16,610	12,300	4310	6
2900	2890	5440	5760	5790	11,200	16,990	12,300	4690	7
2950	2690	5790	5330	5640	11,120	16,760	12,300	4460	8
2720	2370	5470	5780	5090	11,250	16,340	12,300	4040	9
2850	2390	5490	5740	5240	11,230	16,470	12,300	4170	10
2850	2630	5580	5350	5480	10,930	16,410	12,300	4110	11
2900	2510	5430	5560	5410	10,990	16,400	12,300	4100	12
2910	2610	5660	5510	5520	11,170	16,690	12,300	4390	13
2640	2490	5530	6000	5130	11,130	16,260	12,300	3960	14
2870	2560	5910	6240	5430	12,150	17,580	12,300	5280	15
2890	2620	5890	5490	5510	11,070	16,580	12,300	4280	16
2860	2580	5370	5290	5160	10,660	15,820	12,300	3520	17
2980	2870	5220	5460	5850	10,680	16,530	12,300	4230	18
2830	2650	5600	5820	5480	11,420	16,900	12,300	4600	19
2940	2460	5770	5560	5400	11,330	16,730	12,300	4430	20
2890	2740	5300	5790	5630	11,090	16,720	12,300	4420	21
2810	2490	5620	5280	5300	10,900	16,200	12,300	3900	22
2600	2600	5460	5800	5200	11,260	16,460	12,300	4160	23
2870	2510	5400	5170	5380	10,570	15,950	12,300	3650	24
2750	2510	5420	5530	5260	10,950	16,210	12,300	3910	25

HARVESTER RECORD
hydrilla

Date: 18 Oct 76 Starting Time: 0800 Ending Time: 1630 Weather: Cloudy and very windy, cool

Location: Withlacoochee River, Wyoong Dam

Density: 20 tons/acre

Load No.	Time to Harvest min:sec	Dist. Traveled to Harvest Load ft	Transporter Hookup hr-clock	Transporter No.	Time to Transfer min:sec	Transporter Unhook hr-clock	Resume Harvest hr-clock	Waiting on Transporter min:sec	Remarks
1	5:34	400	0812	2	3:46	0816	0817	-	Harvester cutting 3' to 3.5'
2	7:23	650	0825	1	4:15	0830	0831	-	Wait on transporter
3	6:27	600	0839	2	3:44	0843	0843	-	
4	7:36	700	0851	1	3:23	0854	0855	-	
5	7:29	550	0903	2	4:05	0907	0907	-	
6	8:06	700	0916	1	3:45	0920	0920	-	
7	8:16	750	0930	2	4:02	0934	0934	-	
8	7:04	650	0941	1	3:30	0945	0945	-	
9	6:45	550	0955	2	3:29	0958	0959	-	Wait on transporter
10	5:16	500	1004	1	3:01	1007	1007	-	
11	7:23	600	1015	2	4:00	1019	1020	-	
12	7:52	650	1031	2	3:45	1035	1035	-	Wait on transporter
13	8:18	750	1044	2	4:08	1048	1050	-	Wait on passengers
14	7:18	700	1057	1	3:55	1102	1102	-	
15	12:57	900	1116	2	3:02	1119	1119	-	COL Custer (Panama Canal Co.) operating " " " "
16	11:22	850	1131	1	3:54	1135	1136	-	
17	8:48	600	1145	2	3:01	1148	1149	-	
18	8:46	600	1158	1	2:50	1201	1244	-	Lunch
19	5:16	500	1249	1	2:44	1252	1253	-	
20	8:26	650	1302	2	3:06	1305	1305	-	No. 2 transporter out of order
21	9:14	700	1315	1	3:09	1318	1318	-	
22	6:15	500	1326	1	3:16	1330	1330	-	Wait on transporter
23	6:28	550	1338	1	2:59	1341	1341	-	
24	7:54	600	1350	1	3:01	1353	1353	-	
25	7:43	600	1400	1	3:20	1404	1404	-	
26	6:45	500	1411	1	2:59	1414	1415	-	
27	6:38	600	1423	1	3:19	1426	1426	-	

T-1-1

HARVESTER RECORD
hydrilla

Date: 18 Oct 76 (Continued) Starting Time: 0800

Location: Withlacoochee River, Wvsong Dam

Density: 20 tons/acre

Ending Time: 1630

Weather: Cloudy and very windy, cool

Load No.	Time to Harvest Load min:sec	Dist. Traveled to Harvest Load ft.	Transporter Hookup hr-clock	Transporter No.	Time to Transfer Load min:sec	Transporter Unhook hr-clock	Resume Harvest hr-clock	Waiting on Transporter min:sec	Remarks
28	7:06	500	1434	1	2:45	1437	1438	-	
29	6:16	600	1445	1	3:05	1448	1449	-	
30	7:39	650	1458	1	3:15	1501	1501	-	
31	7:04	600	1508	1	2:40	1511	1512	-	
32	7:06	650	1519	1	2:52	1522	1522	-	
33	7:47	700	1531	1	2:28	1534	1534	-	
34	7:14	650	1542	1	2:53	1545	1545	-	
35	8:45	700	1555	2	3:25	1558	1558	-	Cleaning
36	6:20	500	1606	1	3:39	1610	1610	-	Wait on transporter
37	7:43	650	1619	2	2:44	1622	Finish	-	

TRANSPORTER RECORD
hydrilla

Transporter No. 1

Weather: Cloudy and cool

Ending Time: 1630

Starting Time: 0800

Date: 18 Oct 76 Location: Withlacoochee River, Wvsong Dam

Load No.	Conveyor Unhook hr-clock	Empty Travel Time min:sec	Harvester Hookup hr-clock	Time to Load min:sec	Harvester Unhook hr-clock	Full Travel Time min:sec	Conveyor Hookup hr-clock	Unload Time min:sec	Remarks
1	0805	1:12	0827	4:05	0831	1:59	0833	1:58	
2	0835	1:29	0852	3:17	0856	1:54	0858	2:06	
3	0900	1:34	0918	3:45	0922	2:28	0925	1:39	
4	0927	2:18	0943	3:26	0946	1:43	0948	1:49	
5	0951	1:41	1006	3:00	1009	2:19	1012	1:28	Put out markers for harvester; finish at 1047
6	1014	-	1100	3:48	1104	2:35	1107	1:58	
7	1109	2:13	1133	3:59	1137	2:30	1140	2:26	
8	1143	1:51	1200	2:39	1203	1:20	1204	1:45	
9	1239	1:47	1249	2:47	1252	2:43	1255	1:35	Stop for lunch
10	1257	1:51	1315	3:19	1318	2:06	1320	2:54	
11	1323	2:17	1326	3:07	1329	2:42	1332	2:00	
12	1334	2:47	1337	3:00	1340	2:52	1343	1:57	
13	1345	2:31	1348	2:56	1351	2:30	1354	1:45	
14	1356	2:45	1359	3:10	1402	3:10	1405	1:05	
15	1406	2:26	1411	2:59	1414	2:52	1417	1:28	
16	1419	2:32	1422	3:21	1426	3:12	1429	1:41	
17	1431	2:40	1434	2:42	1427	2:37	1440	1:38	
18	1442	2:37	1445	2:54	1448	2:57	1451	3:00	
19	1454	2:45	1457	3:15	1500	3:05	1504	1:53	
20	1506	2:27	1508	2:38	1511	2:42	1514	1:19	
21	1515	3:40	1519	2:58	1522	2:32	1525	2:16	
22	1528	3:13	1531	2:28	1533	3:06	1536	2:25	
23	1539	2:57	1542	3:01	1545	2:31	1548	1:31	
24	1549	2:31	1606	3:39	1610	3:23	1613	1:50	Last load - shut down - 1617

TRANSPORTER RECORD
hydrilla

Transporter No. 2

Weather: Cloudy and cool

Ending Time: 1633

Starting Time: 0800

Location: Withlacoochee River, Wvysong Dam

Load No.	Conveyor Unhook hr-clock	Empty Travel Time min:sec	Harvester Hookup hr-clock	Time to Load min:sec	Harvester Unhook hr-clock	Full Travel Time min:sec	Conveyor Hookup hr-clock	Unload Time min:sec	Remarks
1	0809	1:59	0811	3:44	0815	2:59	0818	2:27	
2	0820	3:21	0839	3:46	0843	2:14	0845	2:20	
3	0849	3:30	0904	4:10	0908	2:25	0910	2:32	
4	0913	2:18	0930	4:01	0934	2:15	0936	2:03	
5	0938	2:03	0955	3:30	0958	2:21	1001	2:31	
6	1004	2:14	1016	4:01	1020	2:42	1023	3:20	
7	1028	2:12	1030	3:58	1034	2:28	1037	3:43	
8	1041	2:41	1044	4:09	1048	2:45	1051	3:00	
9	1055	2:55	1116	3:34	1120	2:19	1122	2:15	
10	1124	3:33	1146	3:04	1149	4:04	1153	2:30	
11	1251	5:31	1304	3:12	1307	3:01	1310	10:00	Air leak in engine
12	1548	2:45	1557	3:29	1601	3:06	1604	2:59	Parted machine to wait on repairs
13	1607	2:33	1622	2:48	1625	2:46	1628	4:01	

TRUCK RECORD
hydrilla

Truck No. 3
Truck Volume 5 cu yd

Date: 18 Oct 76 Starting Time: 0800

Ending Time: 1630 Weather: Cloudy, cool, windy

Roadway Conditions: Dry

Location: Withlacoochee River, Wvsong Dam

One-way Mileage (from conveyor to disposal: 1/10 miles)

Transporter No.	Truck Load No.	At Conveyor hr-clock	Start Loading hr-clock	Finish Loading hr-clock	Load Weight lb	Leave Conveyor hr-clock	Return to Conv. Site hr-clock	Remarks
2	1	0805	0814	0817	4310	0818	0823	
1	2	0824	0829	0831	4170	0832	0836	
2	3	0837	0842	0844	4290	0845	0849	
1	4	0850	0854	0856	4060	0857	0902	
2	5	0903	0908	0910	4010	0911	0914	
1	6	0915	0920	0922	4280	0923	0926	
2	7	0927	0934	0936	4350	0937	0939	
1	8	0940	0945	0947	4490	0948	0950	
2	9	0951	0958	1001	4180	1002	1005	
1	10	1006	1009	1011	3500	1012	1015	
2	11	1016	1020	1023	4310	1024	1027	
2	12	1028	1055	1039	4720	1040	1044	
2	13	1045	1050	1053	4690	1054	1056	
1	14	1057	1103	1105	4820	1106	1109	
2	15	1110	1120	1123	4010	1124	1127	
1	16	1128	1136	1139	5300	1140	1143	
2	17	1144	1150	1152	4420	1153	1157	
1	18	1158	1200	1203	5390	1204	1207	
1	19	1208	1255	1257	4790	1258	1300	
2	20	1301	1310	1315	4220	1316	1319	
1	21	1320	1320	1323	4250	1324	1327	
1	22	1328	1331	1334	3620	1335	1337	
1	23	1338	1342	1344	4140	1345	1348	
1	24	1349	1353	1355	4440	1356	1359	
1	25	1400	1405	1406	4330	1407	1410	
1	26	1411	1414	1416	4010	1417	1420	
1	27	1421	1428	1430	4890	1431	1425	
1	28	1426	1438	1440	4270	1441	1445	
1	29	1446	1450	1453	4820	1454	1457	

No. 2 transporter down 1316 p.m.

TRUCK RECORD

hydrilla

Truck No. 3
Truck Volume 5 cu yd

Weather: Cloudy, cool, windy

Ending Time: 1630

Date: 18 Oct 76 (Continued) Starting Time: 0800

Roadway Conditions: Dry

Location: Withlacoochee River, Wvsong Dam

One-way Mileage (from conveyor to disposal: 1/10 miles)

Transporter No.	Truck Load No.	At Conveyor hr-clock	Start Loading hr-clock	Finish Loading hr-clock	Load Weight lb	Leave Conveyor hr-clock	Return to Conv. Site hr-clock	Remarks
1	30	1458	1503	1505	4180	1506	1509	
1	31	1510	1513	1515	4250	1516	1520	
1	32	1521	1524	1526	4570	1527	1530	
1	33	1531	1536	1539	3800	1540	1544	
1	34	1545	1547	1550	4250	1551	1554	
2	35	1555	1600	1604	4200	1605	1608	
1	36	1609	1612	1614	4120	1615	1619	
2	37	1620	1624	1628	4660	1629	1633	

PLANT WEIGHT
hydrilla

Truck No. 3
Truck Volume 5

Date: 18 Oct 76

Location: Withlacoochee River, Wvsong Dam

	Scale Readings, lb		Rear Axle Total lb	Truck Total lb	Empty Truck Weight, lb	Plant Weight lb	Truck Load No.
	Left	Right					
2710	2430	5650	11,140	16,280	11,970	4310	1
2750	2320	5640	11,070	16,140	11,970	4170	2
3060	2530	5590	10,670	16,260	11,970	4290	3
2780	2580	5210	10,670	16,030	11,970	4060	4
2820	2570	5410	10,890	15,980	11,970	4010	5
2820	2650	5340	10,780	16,250	11,970	4280	6
2880	2460	5510	10,980	16,320	11,970	4350	7
2850	2480	5520	11,130	16,460	11,970	4490	8
2760	2530	5470	10,860	16,150	11,970	4180	9
2820	2440	5060	10,210	15,470	11,970	3500	10
2980	2440	5590	10,860	16,280	11,970	4310	11
2970	2770	5460	10,950	16,690	11,970	4720	12
2980	2770	5470	10,910	16,660	11,970	4690	13
2920	2740	5610	11,130	16,790	11,970	4820	14
2940	2430	5170	10,610	15,980	11,970	4010	15
2900	2430	5960	11,940	17,270	11,970	5300	16
3010	2500	5400	10,880	16,390	11,970	4420	17
3040	2700	5820	11,620	17,360	11,970	5390	18
2960	2600	5500	11,200	16,760	11,970	4790	19
2970	2570	5460	10,650	16,190	11,970	4220	20
2650	2220	5850	11,330	16,200	11,970	4230	21
2900	2440	5190	10,250	15,390	11,970	3620	22
2900	2550	5340	10,660	16,110	11,970	4140	23
2990	2556	5380	10,870	16,410	11,970	4440	24
2930	2570	5300	10,800	16,300	11,970	4330	25
3020	2650	5210	10,310	15,980	11,970	4010	26
3050	2820	5630	10,990	16,860	11,970	4890	27
2970	2450	5400	10,680	16,100	11,970	4270	28
3030	2950	5490	10,810	16,790	11,970	4820	29

PLANT WEIGHT
hydrilla

Truck No. 3
Truck Volume 5

Date: 18 Oct 76 (Continued)

Location: Withlacoochee River, Mysong Dam

Left Front	Scale Readings, lb		Front Axle Total lb	Rear Axle Total lb	Truck Total lb	Empty Truck Weight, lb	Plant Weight lb	Truck Load No.
	Right Front	Left Rear						
2910	2660	5780	5370	11,580	16,150	11,970	4180	30
2950	2670	5400	5620	10,600	16,220	11,970	4250	31
3050	2760	5300	5810	10,730	16,540	11,970	4570	32
2800	2300	5400	5100	10,670	15,770	11,970	3800	33
3060	2650	5340	5710	10,510	16,220	11,970	4250	34
3000	2410	5490	5410	10,760	16,170	11,970	4200	35
2970	2450	5270	5420	10,670	16,090	11,970	4120	36
2980	2750	5480	5730	10,900	16,630	11,970	4660	37

HARVESTER RECORD
hydrilla

Date: 19 Oct 76

Starting Time: 0800

Ending Time: 1630

Weather: Clear and cool

Location: Withlacoochee River, Wv song Dam

Density: 20 tons/acre

Load No.	Time to Harvest min:sec	Dist. Traveled to Harvest Load ft	Transporter Hookup hr-clock	Transporter No.	Time to Transfer min:sec	Transporter Unhook hr-clock	Resume Harvest hr-clock	Waiting on Transporter min:sec	Remarks
1	7:14	800	1006	2	2:35	1009	1009	-	One transporter laying out
2	5:35	400	1016	1	1:50	1018	1019	-	Wait on transporter - jugs for work area
3	5:57	450	1025	2	2:44	1028	1028	-	
4	6:25	500	1035	1	2:42	1038	1038	-	
5	6:42	500	1046	2	-	-	1101	-	No. 3 belt malfunction go to shore 1049 - return to harvest area 1101
6	6:08	450	1107	1	2:59	1110	1110	-	
7	6:14	500	1117	2	2:54	1120	1120	-	
8	7:42	550	1128	1	3:04	1131	1132	-	
9	7:44	500	1140	2	2:54	1143	1144	-	
10	7:01	400	1151	1	3:05	1154	1244	-	Lunch
11	6:05	400	-	1	-	-	1359	-	Wait on transporter 1251 harvest; hookup arm broke go to shore. Resume 1359
12	6:10	400	1406	2	2:59	1409	1409	-	Harvester still not welded - tied with wire
13	7:06	600	1417	1	2:56	1420	1421	-	
14	5:25	400	1427	2	2:30	1429	1450	-	
15	7:45	650	1458	2	3:28	1501	1503	-	
16	6:04	400	1510	1	2:38	1513	1514	-	
17	5:55	400	1519	2	3:25	1529	1529	-	
18	6:30	600	1531	1	2:55	1534	1534	-	
19	6:04	550	1544	1	2:40	1547	1547	-	Wait on transporter
20	6:26	600	1555	2	2:56	1558	1558	-	Control switch out harvester down 1600

TRANSPORTER RECORD
hydrilla

Date: 19 Oct 76 Starting Time: 0800
Location: Withlacoochee River, Wvong Dam

Ending Time: 1630

Weather: Clear and cool

Transporter No. 1

Load No.	Conveyor Unhook		Empty Travel Time		Harvester Hookup		Time to Load		Harvester Unhook		Full Travel Time		Conveyor Hookup		Unload Time		Remarks
	hr	clock	min	sec	hr	clock	min	sec	hr	clock	min	sec	hr	clock	min	sec	
1	0956		2:20		1016		1:48		1018		3:05		1021		1:20		
2	1022		2:10		1035		2:45		1038		3:07		1041		2:48		Harvester jammed - 1047
3	1044		2:05		1107		3:04		1110		3:20		1114		3:10		
4	1118		2:20		1128		2:58		1131		2:55		1134		1:54		
5	1137		2:15		1151		2:58		1154		2:17		1157		1:42		Stop for lunch
6	1240		2:28		1258		3:01		1301		2:4		1302		2:15		Harvester malfunction - 1250
7	1357		2:19		1417		3:01		1420		3:19		1423		2:35		Docking jaw broke
8	1449		3:01		1510		2:45		1513		3:35		1516		2:35		Shutdown
9	1519		2:36		1531		2:52		1534		3:22		1537		3:20		1425 - stay in to work on harvester
10	1540		2:44		1543		2:41		1546		3:10		1551		1:59		
11	1554		2:51		Harvester jammed 1600				Shutdown - 1606								1549 - wait for hookup transporter No. 2 jammed wait for truck until 1552

TRANSPORTER RECORD
hydrilla

Date: 19 Oct 76 Starting Time: 0800 Ending Time: _____
 Location: Withlacoochee River, Bysong Dam Weather: Partly cloudy and warm Transporter No. 2

Load No.	Conveyor Unhook hr-clock	Empty Travel Time min:sec	Harvester Hookup hr-clock	Time to Load min:sec	Harvester Unhook hr-clock	Full Travel Time min:sec	Conveyor Hookup hr-clock	Unload Time min:sec	Remarks
1	0959	3:05	1008	2:55	1010	3:10	1013	2:50	
2	1016	2:27	1027	2:46	1030	3:13	1033	2:02	
3	1035	3:06	1047	(Harvester breakdown, came back to port)				1:37	
4	1102	3:14	1119	2:40	1122	2:57	1125	2:28	Shore conveyor ran out of gas
5	1130	3:14	1142	2:58	1145	5:30	1151	2:32	
-	1246	2:31	(Harvester hookup broken, came back in)					No load	
6	1400	2:54	1407	3:05	1410	4:39	1415	2:35	
7	1417	2:55	1428	2:56	1431	3:20	1434	1:59	1436 stopped to repair harvester
8	1450	2:45	1500	3:34	1503	3:50	1507	2:45	
9	1510	3:29	1522	3:32	1526	4:12	1547	4:58	Stopped for repair before unloading
10	1552	4:59	1557	2:48	1600	4:18	1604	3:50	1608 harvester broke down

TRUCK RECORD
hydrilla

Truck No. 3
Truck Volume 5 cu yd

Ending Time: 1630 Weather: Cloudy, cool, windy

Starting Time: 0800

Date: 19 Oct 76

Roadway Conditions: Dry

Location: Withlacoochee River, Hysong Dam

One-way Mileage (from conveyor to disposal): 1/10miles)

Transporter No.	Truck Load No.	At Conveyor hr-clock	Start Loading hr-clock	Finish Loading hr-clock	Load Weight lb	Leave Conveyor hr-clock	Return to Conv. Site hr-clock	Remarks
2	1	0802	1011	1015	3580	1016	1019	
1	2	1020	1022	1024	3870	1025	1027	
2	3	1028	1031	1034	3890	1035	1038	
1	4	1039	1042	1045	4110	1046	1049	
2	5	1050	1100	1102	4170	1103	1106	
1	6	1107	1115	1118	3940	1119	1122	
2	7	1123	1125	1129	4360	1130	1133	
1	8	1134	1135	1137	4000	1138	1141	
2	9	1142	1150	1153	2960	1154	1156	
1	10	1157	1159	1201	4730	1232	1235	
2	11	1236	1303	1305	4080	1306	1308	
1	12	1309	1414	1416	4260	1417	1420	
2	13	1421	1424	1426	4590	1427	1430	
1	14	1431	1433	1435	4490	1436	1439	
2	15	1440	1505	1509	4880	1510	1514	
1	16	1515	1517	1520	4310	1521	1524	
2	17	1525	1539	1541	4260	1542	1545	
1	18	1546	1547	1550	4210	1551	1553	
2	19	1554	1555	1557	3920	1558	1601	
1	20	1602	1604	1606	4470	1607	1610	

Truck No. 3
 Truck Volume 5

PLANT WEIGHT
 hydrilla

Date: 19 Oct 76

Location: Withlacoochee River, Wvsong Dam

	Scale Readings, lb			Truck Total lb	Empty Truck Weight, lb	Plant Weight lb	Truck Load No.
	Left Front	Right Front	Right Rear				
2830	2380	5350	5090	15,650	11,970	3580	1
2890	2490	5160	5300	15,840	11,970	3870	2
3030	2720	5480	5430	15,660	11,970	3890	3
2920	2600	5090	5470	16,080	11,970	4110	4
2950	2520	5230	5460	16,140	11,970	4170	5
2960	2400	5450	5100	15,910	11,970	3940	6
2940	2600	5400	5410	16,350	11,970	4380	7
2890	2490	5280	5310	15,970	11,970	4000	8
2880	2400	5330	5420	14,930	11,970	2960	9
2950	2670	5460	5570	16,700	11,970	4730	10
2820	2480	5360	5470	16,050	11,970	4080	11
2970	2450	5440	5470	16,230	11,970	4260	12
2840	2470	5690	5560	16,560	11,970	4590	13
2960	2500	5480	5520	16,460	11,970	4490	14
2890	2830	5520	5610	16,850	11,970	4880	15
2880	2500	5380	5520	16,280	11,970	4310	16
3020	2490	5310	5510	16,230	11,970	4260	17
2840	2480	5300	5560	16,180	11,970	4210	18
2930	2610	5120	5230	15,890	11,970	3920	19
2980	2640	5300	5520	16,440	11,970	4470	20

HARVESTER RECORD
hydrilla

Date: 22 Oct 76

Starting Time: 0814

Ending Time: 1630

Weather: Clear and cool

Location: Withlacoochee River, Hysong Dam

Density: 20 tons/acre

Load No.	Time to Harvest Load		Dist. Traveled to Harvest Load ft	Transporter Hookup hr-clock	Transporter No.	Time to Transfer Load		Transporter Unhook hr-clock	Resume Harvest hr-clock	Waiting on Transporter min:sec	Remarks
	min:sec	min:sec				min:sec	min:sec				
1	3:09		400	0820	2	2:15	0822	0823	-		
2	4:40		500	0828	1	2:31	0831	0831	-		
3	5:11		500	0840	2	2:27	0842	0842	-		Wait on transporter
4	5:17		500	0848	1	2:28	0853	0853	-		
5	5:52		600	0859	2	2:55	0902	0902	-		
6	6:46		550	0910	1	2:45	-	-	-		Checker gone to shore for loads No. 7 and 8
7	-		-	-	-	-	-	-	-		
8	-		-	-	-	-	-	-	-		
9	6:24		600	0943	2	2:34	0946	0936	-		
10	5:32		500	0952	1	2:37	0955	0946	-		
11	5:14		500	1001	2	2:30	1004	0955	-		
12	6:05		550	1011	1	2:14	1013	1005	-		
13	7:42		500	1022	2	3:45	1026	1013	-		
14	5:33		550	1032	1	2:35	1035	1026	-		
15	6:51		500	1043	2	2:56	1046	1035	-		
16	5:30		550	1052	1	2:34	1055	1046	-		
17	7:22		500	1103	2	3:03	1106	1055	-		
18	5:15		600	1112	1	2:45	1115	1106	-		
19	9:05		650	1125	2	3:07	1129	1115	-		
20	4:17		500	1134	1	2:09	1136	1129	-		
21	6:07		550	1144	2	2:31	1147	1137	-		Lunch
22	9:27		650	1239	1	2:48	1242	1229	-		
23	5:49		500	1248	2	2:28	1251	1242	-		
24	6:28		600	1258	1	2:34	1301	1251	-		
25	5:43		500	1307	2	2:40	1310	1301	-		
26	5:55		550	1316	1	2:19	1318	1310	-		
27	5:37		500	1325	2	17:00	1342	1319	-		
								1351	-		No. 3 belt malfunction go to shore 1328 until 1340 Unhang rope from paddle whed 1342 until 1347

HARVESTER RECORD
hydrilla

Weather: Clear and cool

Ending Time: 1630

Date: 22 Oct 76 (Continued) Starting Time: 0814

Location: Withlacoochee River, Wvysong Dam

Density: 20 tons/acre

Load No.	Time to Harvest min:sec	Dist. Traveled to Harvest Load ft	Transporter Hookup hr-clock	Transporter No.	Time to Transfer Load min:sec	Transporter Unhook hr-clock	Resume Harvest hr-clock	Waiting on Transporter min:sec	Remarks
28	5:30	500	1357	1	2:58	1400	1400	-	
29	5:49	500	1406	2	2:46	1409	1409	-	
30	6:24	600	1416	1	3:00	1419	1419	-	
31	5:20	450	1425	2	3:02	1428	1429	-	
32	4:51	400	1435	1	3:08	1439	1439	-	Wait on transporter
33	5:29	500	1445	2	3:25	1448	1449	-	
34	5:23	500	1455	1	2:54	1458	1459	-	
35	5:31	500	1505	2	3:51	1509	1509	-	
36	6:39	550	1516	1	3:14	1520	1520	-	
37	6:14	550	1527	2	5:16	1533	1533	-	No. 3 belt hanging long unload time
38	7:01	600	1541	1	2:28	1544	1544	-	
39	6:55	550	1552	2	3:07	1555	1555	-	
40	5:09	500	1601	1	2:32	1604	1604	-	
41	5:24	500	1610	2	2:46	1613	Finish	-	

TRANSPORTER RECORD
hydrilla

Transporter No. 1

Weather: Cold and clear, strong north wind

Ending Time: 1615

Starting Time: 0815

Date: 22 Oct 76

Location: Withlacoochee River, WYsong Dam

Load No.	Conveyor Unhook hr-clock	Empty Travel Time min:sec	Harvester Hookup hr-clock	Time to Load min:sec	Harvester Unhook hr-clock	Full Travel Time min:sec	Conveyor Hookup hr-clock	Unload Time min:sec	Remarks
1	0815	2:21	0829	2:30	0831	2:45	0834	4:51	Talked to Moody - 3 min
2	0842	2:29	0851	2:28	0854	3:31	0858	1:25	Wait for truck - 1:30
3	0901	2:37	0911	2:45	0914	3:32	0918	1:40	Wait for James - 3:42
4	0924	2:58	0934	2:32	0937	3:34	0940	1:36	
5	0942	2:46	0953	2:37	0956	3:37	1000	4:15	Wait for truck - 1:00
6	1009	2:57	1012	2:26	1015	3:15	1018	2:07	
7	1020	2:49	1034	2:35	1037	3:27	1040	3:05	
8	1044	2:50	1053	2:35	1056	3:31	1100	2:44	
9	1103	2:50	1113	2:45	1116	3:45	1120	2:47	Wait for truck - 2:30
10	1126	2:39	1136	2:11	1138	3:58	1142	2:09	Last load before lunch
11	1230	2:54	1240	2:52	1243	3:59	1247	3:38	
12	1251	3:01	1259	1:29	1301	3:50	1305	2:24	
13	1308	3:06	1318	2:13	1320	4:06	1324	3:36	Conveyor trouble 1327
14	1328	3:14	1358	3:01	1401	4:08	1405	2:12	
15	1407	3:28	1418	3:01	1421	4:00	1425	3:09	
16	1428	3:19	1436	3:07	1440	3:48	1444	2:10	
17	1447	2:59	1457	2:47	1500	3:52	1504	2:28	
18	1507	3:10	1518	3:07	1521	3:59	1525	2:27	
19	1528	3:07	1542	2:31	1545	4:13	1549	2:57	Last load for No. 1 transporter, shut down 1615
20	1552	3:11	1602	2:29	1605	4:13	1609	2:19	

TRANSPORTER RECORD
hydrilla

Transporter No. 2

Weather: Clear and cold

Ending Time: 1623

Starting Time: 0818

Location: Withlacoochee River, Hysong Dam

Load No.	Conveyor Unhook hr-clock	Empty Travel Time min:sec	Harvester Hookup hr-clock	Time to Load min:sec	Harvester Unhook hr-clock	Full Travel Time min:sec	Conveyor Hookup hr-clock	Unload Time min:sec	Remarks
1	0818	3:19	0825	2:17	0827	3:44	0831	2:00	
2	0840	3:07	0844	2:29	0846	3:58	0850	1:52	
3	0852	3:05	0901	2:59	0904	3:52	0908	3:22	
4	0912	2:58	0925	3:04	0928	3:57	0932	1:50	
5	0934	3:32	0945	2:35	0948	3:56	0952	1:40	
6	0954	3:30	1004	2:33	1007	4:20	1011	1:52	
7	1013	3:37	1025	3:30	1028	4:33	1033	1:42	
8	1035	3:06	1046	2:56	1049	4:42	1054	3:08	
9	1057	4:15	1105	3:19	1108	4:32	1113	5:55	
10	1120	3:50	1128	3:14	1131	4:42	1136	2:46	
11	1142	3:08	1147	2:41	1150	3:55	1154	1:38	
12	1233	3:25	1250	2:29	1253	4:28	1257	2:06	
13	1259	4:09	1309	2:37	1312	4:14	1316	3:18	
14	1320	3:42	1328	(Harvester overloaded No. 3 conveyor; came to port) 2:39					
15	1400	3:50	1409	2:49	1412	3:54	1416	2:25	
16	1418	4:03	1428	3:02	1431	3:48	1435	3:15	
17	1438	3:24	1448	3:33	1452	4:00	1456	2:14	
18	1458	4:20	1508	3:58	1512	3:50	1516	2:08	
19	1518	4:46	1530	5:17	1535	3:48	1539	5:49	
20	1545	4:46	1555	3:13	1558	5:02	1603	2:34	
21	1606	4:20	1612	2:49	1615	4:59	1620	2:33	

TRUCK RECORD

Truck No. 1
Truck Volume 5 cu yd

hydrilla
Ending Time: 1630 Weather: Clear, cool, windy

Date: 22 Oct 76 Starting Time: 0800

Roadway Conditions: Dry

Location: Withlacoochee River, Wvsong Dam

One-way Mileage (from conveyor to disposal: 1/10 miles)

Transporter No.	Truck Load No.	At Conveyor hr-clock	Start Loading hr-clock	Finish Loading hr-clock	Load Weight lb	Leave Conveyor hr-clock	Return to Conv. Site hr-clock	Remarks
2	1	0805	0826	0830	4420	0831	0833	
1	2	0834	0835	0840	4130	0841	0844	
2	3	0845	0847	0849	3630	0850	0855	
1	4	0856	0857	0859	4440	0900	0904	
2	5	0905	0906	0909	4040	0910	0913	
1	6	0914	0916	0919	3310	0920	0923	
2	7	0924	0928	0930	3320	0931	0934	
1	8	0935	0938	0940	3620	0941	0944	
2	9	0945	0949	0951	3490	0952	0955	
1	10	0956	0959	1003	4110	1004	1006	
2	11	1007	1008	1010	3520	1011	1013	
1	12	1014	1016	1019	3660	1020	1023	
2	13	1024	1025	1031	4970	1032	1034	
1	14	1035	1039	1041	4520	1042	1045	
2	15	1046	1050	1053	4600	1054	1056	
1	16	1057	1058	1100	4680	1101	1104	
2	17	1105	1110	1115	4860	1116	1119	
1	18	1120	1120	1124	4460	1125	1128	
2	19	1129	1133	1135	5070	1136	1139	
1	20	1140	1140	1142	3910	1143	1146	
2	21	1147	1149	1151	4270	1152	1156	
1	22	1157	1247	1250	4660	1251	1254	
2	23	1255	1255	1257	4040	1258	1301	
1	24	1302	1304	1306	3830	1307	1310	
2	25	1311	1313	1316	4130	1317	1320	
1	26	1321	1323	1325	3620	1326	1329	
2	27	1330	1342	1345	4860	1346	1349	
1	28	1350	1404	1406	4510	1407	1410	
2	29	1411	1412	1415	4360	1416	1419	Harvester jammed

TRUCK RECORD

hydrilla

Truck No. 3
Truck Volume 5 cu yd

Date: 22 Oct 76 (Continued) Starting Time: 0800

Weather: Clear, cool, windy

Ending Time: 1630

Roadway Conditions: Dry

Location: Withlacoochee River, WYSONG DAM

One-way Mileage (from conveyor to disposal: 1/10 miles)

Transporter No.	Truck Load No.	At Conveyor hr-clock	Start Loading hr-clock	Finish Loading hr-clock	Load Weight lb	Leave Conveyor hr-clock	Return to Conv. Site hr-clock	Remarks
1	30	1420	1423	1425	4560	1426	1429	
2	31	1430	1432	1435	4230	1436	1439	
1	32	1440	1443	1445	4060	1446	1449	
2	33	1450	1452	1455	4460	1456	1459	
1	34	1500	1503	1505	4580	1506	1509	
2	35	1510	1513	1515	4510	1516	1519	
1	36	1520	1524	1526	4490	1527	1530	
2	37	1531	1536	1540	4440	1541	1544	
1	38	1545	1548	1550	4050	1551	1554	
2	39	1555	1600	1602	4670	1603	1606	
1	40	1607	1608	1610	4170	1611	1614	
2	41	1615	1616	1620	4650	1621	1624	

PLANT WEIGHT
hydrilla

Truck No. 3
Truck Volume 5

Date: 22 Oct 76

Location: Withlacoochee River, Wvsong Dam

	Scale Readings, lb		Rear Axle Total lb	Truck Total lb	Empty Truck Weight, lb	Plant Weight lb	Truck Load No.
	Left	Right					
2970	2880	5230	5310	16,390	11,970	4420	1
3070	2610	5130	5290	16,100	11,970	4130	2
3070	2560	5160	4810	15,600	11,970	3630	3
2980	2840	5270	5320	16,410	11,970	4440	4
2810	2810	5380	5010	16,010	11,970	4040	5
2800	2610	5010	4860	15,280	11,970	3310	6
2670	2510	5080	5030	15,290	11,970	3320	7
2820	2510	5290	4970	15,590	11,970	3620	8
2760	2380	5120	5200	15,460	11,970	3490	9
2810	2480	5540	5250	16,080	11,970	4110	10
2620	2600	5270	5000	15,490	11,970	3520	11
2850	2500	5320	4960	15,630	11,970	3660	12
2960	2880	5750	5350	16,940	11,970	4970	13
2850	2880	5410	5350	16,490	11,970	4520	14
2770	2880	5340	5580	16,570	11,970	4600	15
2820	2660	5440	5480	16,650	11,970	4680	16
2720	2690	5640	5780	16,830	11,970	4860	17
2720	2930	5370	5410	16,430	11,970	4460	18
2860	2720	5540	5580	17,040	11,970	5070	19
2840	2770	4900	5370	15,880	11,970	3910	20
2820	2870	5060	5490	16,240	11,970	4270	21
2870	2890	5480	5390	16,630	11,970	4660	22
2750	2840	5100	5320	16,010	11,970	4040	23
2750	2550	5280	5300	15,800	11,970	3830	24
2790	2670	5460	5180	16,100	11,970	4130	25
2830	2600	5230	4930	15,590	11,970	3620	26
2890	2790	5470	5290	16,830	11,970	4860	27
2860	2630	5760	5490	16,480	11,970	4510	28
2850	2600	5620	5260	16,330	11,970	4360	29


AD-A063 960

ARMY ENGINEER WATERWAYS EXPERIMENT STATION VICKSBURG MISS F/G 6/3
MECHANICAL HARVESTING OF AQUATIC PLANTS. REPORT I. FIELD EVALUA--ETC(U)
OCT 78 M M CULPEPPER, J L DECELL
WES-TR-A-78-3-1-VOL-2

UNCLASSIFIED

NL

3 OF 4
ADA
063960



PLANT WEIGHT
hydrilla

Truck No. 3
Truck Volume 5

Date: 22 Oct 76 (Continued)

Location: Withlacoochee River, Wvsong Dam

	Scale Readings, lb		Front Axle Total lb	Rear Axle Total lb	Truck Total lb	Empty Truck Weight, lb	Plant Weight lb	Truck Load No.
	Right Front	Left Rear						
2910	3000	5480	5910	10,620	16,530	11,970	4560	30
2930	2860	5480	5790	10,410	16,200	11,970	4230	31
2750	2860	4870	5610	10,420	16,030	11,970	4060	32
2720	2800	5280	5520	10,910	16,430	11,970	4460	33
2730	2870	5290	5600	10,950	16,550	11,970	4580	34
2820	2880	5080	5700	10,780	16,480	11,970	4510	35
2790	2890	5330	5480	10,980	16,460	11,970	4490	36
2780	2690	5430	5470	10,940	16,410	11,970	4440	37
2810	2700	5540	5510	10,510	16,020	11,970	4050	38
2840	2630	5780	5470	11,170	16,640	11,970	4670	39
2760	2640	5440	5400	10,740	16,140	11,970	4170	40
2890	2770	5350	5660	10,960	16,620	11,970	4650	41

HARVESTER RECORD
hydrilla

Date: 26 Oct 76

Starting Time: 0810

Ending Time: 1624

Weather: Cloudy and warm

Location: Withlacoochee River, Wvsong Dam

Density: 20 tons/acre

Load No.	Time to Harvest Min:sec	Dist. Traveled to Harvest Load ft	Transporter Hookup hr-clock	Transporter No.	Time to Transfer Load min:sec	Transporter Unhook hr-clock	Resume Harvest hr-clock	Waiting on Transporter min:sec	Remarks
1	7:51	600	0823	2	11:14	0834	0835	-	No. 3 belt stuck long unload
2	6:19	600	0842	1	4:22	0847	0847	-	No. 3 belt stuck again
3	5:56	450	0854	2	2:47	0857	0857	-	Wait on transporter
4	6:50	700	0904	1	3:04	0907	0908	-	
5	5:59	500	0916	2	3:47	0920	0921	-	Wait on transporter
6	7:20	700	0928	1	3:46	0932	0933	-	
7	6:12	600	0940	2	-	-	1247	-	No. 3 belt malfunction go to shore 0944 until 1244
8	5:39	500	1253	1	3:16	1257	1257	-	
9	6:03	550	1303	2	4:05	1308	1308	-	
10	6:39	600	1315	1	3:34	1319	1319	-	
11	5:41	500	1325	2	3:16	1328	1329	-	
12	5:46	550	1336	1	3:14	1339	1339	-	
13	5:08	500	1346	2	3:58	1350	1350	-	
14	5:25	500	1357	1	3:05	1400	1401	-	Wait on transporter
15	9:01	700	1410	2	3:14	1413	1413	-	Cleaning
16	7:02	600	1422	1	3:06	1425	1425	-	
17	7:08	600	1433	2	3:07	1436	1436	-	Cleaning load
18	10:45	800	1448	1	2:35	1451	1451	-	
19	7:14	600	1459	2	3:37	1503	1503	-	
20	8:16	600	1512	1	3:27	1515	1516	-	
21	9:02	700	1526	2	3:14	1529	1529	-	
22	7:10	600	1537	1	3:17	1541	1541	-	
23	7:15	600	1549	2	2:42	1552	1552	-	
24	7:23	600	1601	1	3:12	1604	1604	-	Take load to shore on harvester
25	8:05	700	-	-	2:59	-	Finish	-	

TRANSPORTER RECORD
hydrilla

Date: 26 Oct 76 Starting Time: 0810 Ending Time: 1613
Weather: Partly cloudy, cool, and windy

Transporter No. 1
Location: Withlacoochee River, Wvsong Dam

Load No.	Conveyor Unhook hr-clock	Empty Travel Time min:sec	Harvester Hookup hr-clock	Time to Load min:sec	Harvester Unhook hr-clock	Full Travel Time min:sec	Conveyor Hookup hr-clock	Unload Time min:sec	Remarks
1	0810	2:31	0840	4:24	0845	3:07	0848	2:15	Harvester jammed while loading
2	0853	2:50	0903	3:10	0907	3:58	0911	2:06	
3	0913	3:15	0927	3:46	0931	3:42	0935	2:42	
4	1242	3:49	1252	3:15	1255	3:41	1259	1:50	harvester broke down 0946
5	1301	3:34	1313	3:29	1317	3:51	1321	2:15	Shut down transporter No. 1 - 0957
6	1323	3:34	1334	3:12	1338	4:06	1342	2:10	
7	1344	3:37	1356	3:05	1359	3:46	1403	1:32	
8	1405	3:31	1420	3:04	1423	4:03	1428	5:59	Conveyor half sunk - weeds stuck
9	1434	3:45	1446	2:49	1449	4:29	1454	2:22	Operator on shore - 2:35
10	1459	4:12	1511	3:30	1515	5:02	1520	2:02	
11	1522	4:09	1536	3:19	1540	5:01	1545	1:51	
12	1547	4:20	1600	3:20	1503	5:15	1508	1:52	Last load - shut down - 1613

TRANSPORTER RECORD
hydrilla

Date: 26 Oct 76 Starting Time: 0812 Ending Time: 1605 Weather: Clear and cool Transporter No. 2
Location: Withlacoochee River, Wyaong Dam

Load No.	Conveyor Unhook		Empty Travel Time		Harvester Hookup		Time to Load		Harvester Unhook		Full Travel Time		Conveyor Hookup		Unload Time		Remarks
	hr	clock	min	sec	hr	clock	min	sec	hr	clock	min	sec	hr	clock	min	sec	
1	0812		3	37	0825		11	18	0836		3	53	0840		2	40	Trouble loading Harvester repaired after unloading
2	0843		4	13	0855		2	47	0858		3	56	0902		2	00	
3	0906		4	12	0917		3	39	0921		3	49	0925		2	12	
4	0927		4	03	0941		(Harvester overloaded No. 3 conveyor, back to port)	3:32									
5	1249		4	53	1306		4:07		1310		5:29		1315		1:47		
6	1317		4	49	1326		3:18		1330		4:57		1335		2:15		
7	1337		4	59	1447		3:59		1451		5:35		1337		2:15		
8	1359		4	52	1411		3:30		1415		4:54		1420		2:32		
9	1423		4	38	1434		3:10		1437		5:10		1442		3:45		
10	1446		5	10	1500		3:42		1504		5:25		1509		2:48		
11	1513		5	31	1527		3:15		1530		5:15		1535		3:45		
12	1539		5	34	1550		2:42		1553		5:31		1559		2:10		

TRUCK RECORD
hydrilla

Truck No. 3
Truck Volume 5 cu yd

Ending Time: 1630 Weather: Clear, partly cloudy,
windy

Date: 26 Oct 76 Starting Time: 0800

Roadway Conditions: Dry

Location: Withlacoochee River, Wvsong Dam

One-way Mileage (from conveyor to disposal: 1/10 miles)

Transporter No.	Truck Load No.	At Conveyor hr-clock	Start Loading hr-clock	Finish Loading hr-clock	Load Weight lb	Leave Conveyor hr-clock	Return to Conv. Site hr-clock	Remarks
2	1	0805	0838	0840	5330	0841	0848	
1	2	0845	0850	0852	4380	0853	0856	
2	3	0857	0900	0902	3890	0903	0906	
1	4	0907	0912	0914	5010	0915	0918	
2	5	0919	0923	0925	4110	0926	0930	
1	6	0931	0936	0939	4820	0940	0943	
2	7	0944	1244	1246	4110	1247	1250	
1	8	1251	1300	1302	4250	1303	1306	
2	9	1307	1313	1315	4100	1316	1319	
1	10	1320	1322	1325	4920	1326	1329	
2	11	1330	1333	1335	3910	1336	1339	
1	12	1340	1343	1345	4800	1346	1349	
2	13	1350	1355	1358	4480	1359	1402	
1	14	1403	1404	1406	3920	1407	1410	
2	15	1411	1419	1422	5150	1423	1426	
1	16	1427	1429	1435	3870	1436	1439	
2	17	1440	1441	1444	4650	1445	1448	
1	18	1449	1456	1458	3870	1459	1502	
2	19	1503	1509	1511	4360	1512	1515	
1	20	1516	1521	1523	4660	1524	1527	
2	21	1528	1535	1537	4200	1538	1541	
1	22	1542	1546	1548	4530	1549	1551	
2	23	1552	1558	1600	4400	1601	1604	
1	24	1605	1610	1612	4500	1613	1616	
-	25	1617	1619	1621	-	1622	-	No weight

Harvester down at 0944

Conveyor jammed 3 min

No weight

PLANT WEIGHT
hydrilla

Truck No. 3
Truck Volume 5

Date: 26 Oct 76

Location: Withlacoochee River, Wyaong Dam

	Scale Readings, lb		Front Axle Total lb	Rear Axle Total lb	Truck Total lb	Empty Truck Weight, lb	Plant Weight lb	Truck Load No.
	Left	Right						
2780	2840	5630	5620	11,680	17,300	11,970	5330	1
2870	2850	5110	5720	10,630	16,350	11,970	4380	2
2990	2530	5160	5520	10,340	15,860	11,970	3890	3
3040	2590	5640	5630	11,350	16,980	11,970	5010	4
2970	2560	5200	5330	10,550	16,080	11,970	4110	5
2910	2540	5640	5450	11,340	16,790	11,970	4820	6
2820	2440	5250	5260	10,820	16,080	11,970	4110	7
3010	2520	5340	5530	10,690	16,220	11,970	4250	8
2990	2590	5030	5380	10,490	16,060	11,970	4100	9
2860	2500	5230	6360	10,530	16,890	11,970	4920	10
3110	2520	5260	5630	10,250	15,880	11,970	3910	11
3190	2590	5460	5780	11,090	16,870	11,970	4800	12
3080	2550	5410	5630	10,820	16,450	11,970	4480	13
3090	2570	5210	5660	10,230	15,890	11,970	3920	14
3180	2660	5600	5840	11,280	17,020	11,970	5150	15
3040	2560	5220	5600	10,240	15,840	11,970	3870	16
2830	2380	5680	5210	11,410	16,620	11,970	4650	17
2810	2480	5190	5290	10,550	15,840	11,970	3870	18
2970	2450	5220	5420	10,920	16,340	11,970	4360	19
3170	2550	5190	5720	10,910	16,630	11,970	4660	20
2900	2590	5170	5490	10,630	16,170	11,970	4200	21
2990	2750	5390	5740	10,760	16,500	11,970	4530	22
3100	2590	5370	5690	10,680	16,370	11,970	4400	23
3000	2560	5380	5560	10,810	16,470	11,970	4500	24

HARVESTER RECORD
hydrilla

Date: 27 Oct 76

Starting Time: 0807

Ending Time: 1530

Weather: Clear and cool

Location: Withlacoochee River, Mysong Dam

Density: 20 tons/acre

Load No.	Time to Harvest Load min:sec	Dist. Traveled to Harvest Load ft	Transporter hookup hr-clock	Transporter No.	Time to Transfer Load min:sec	Transporter Unhook hr-clock	Resume Harvest hr-clock	Waiting on Transporter min:sec	Remarks
1	11:06	750	0823	2	2:51	0826	0826	-	Cleaning load
2	6:44	550	0833	1	2:55	0836	0836	-	
3	7:35	600	0844	2	2:45	0847	0848	-	
4	8:57	700	0857	1	3:20	0900	0900	-	
5	6:11	500	0907	2	3:02	0910	0910	-	
6	9:44	600	0920	1	3:06	0923	0924	-	Hydrilla thinner taking
7	10:29	750	0935	2	3:35	0939	0939	-	Longer to load
8	5:42	500	0945	2	2:55	0948	0948	-	
9	6:54	600	0956	2	2:56	0959	0959	-	
10	8:06	650	1008	1	2:49	1011	1011	-	Transporter No. 2 down
11	5:46	500	1019	1	3:10	1022	1023	-	Wait on transporter
12	7:25	600	1040	1	2:44	1043	1043	-	" "
13	7:04	600	1055	1	2:53	1058	1058	-	" "
14	8:15	700	1110	1	2:51	1113	1113	-	" "
15	8:41	650	1123	1	3:07	1126	1127	-	" "
16	11:30	800	1138	1	8:35	1147	1147	-	No. 3 belt jammed long unload
17	9:05	700	1156	2	3:03	1159	-	-	Lunch
18	No time kept	- laying out new harvest areas	-	-	-	-	-	-	-
19	8:05	850	1308	2	3:15	1311	1300	-	
20	10:38	950	1323	1	3:22	1326	1311	-	Long hookup
21	7:52	750	1335	2	3:17	1338	1327	-	
22	8:48	800	1350	1	3:34	1353	1339	-	
23	9:12	900	1403	2	3:05	1307	1354	-	Wait on transporter
24	6:18	600	1414	1	2:45	1417	1307	-	
25	8:06	800	1425	2	2:48	1428	1418	-	
26	7:14	650	1437	1	3:00	1441	1428	-	Wait on transporter
27	8:17	700	1451	2	-	-	1441	-	No. 2 belt not working properly 1443
28	-	-	-	-	-	-	-	-	
29	-	-	-	-	-	-	-	-	

TRANSPORTER RECORD
hydrilla

Date: 27 Oct 76 Starting Time: 0809 Ending Time: 1508 Weather: Clear and cold, slight northerly wind Transporter No. 1
Location: Withlacoochee River, Wvsong Dam

Load No.	Conveyor Unhook hr-clock	Empty Travel Time min:sec	Harvester Hookup hr-clock	Time to Load min:sec	Harvester Unhook hr-clock	Full Travel Time min:sec	Conveyor Hookup hr-clock	Unload Time min:sec	Remarks
1	0811	4:17	0834	2:51	0837	5:08	0842	2:35	
2	0845	4:09	0858	3:20	0901	5:14	0906	3:05	
3	0910	4:12	0921	3:13	0924	5:32	0930	2:22	
4	0932	4:03	0946	2:58	0949	4:24	0954	2:02	
5	0956	4:13	1008	2:48	1011	5:55	1017	2:26	
6	1020	4:35	1025	3:06	1028	4:40	1033	1:51	
7	1035	4:49	1041	3:14	1044	4:31	1049	1:49	
8	1051	4:43	1056	2:51	1059	4:52	1104	1:27	
9	1105	5:21	1111	2:53	1114	4:34	1118	1:25	
10	1120	3:32	1124	3:04	1127	3:52	1131	1:29	
11	1133	4:28	1138	8:40	1147	4:58	1152	1:55	Woods jammed on harvester while unloading transport
12	1239	3:29	1255	3:07	1258	4:34	1303	1:25	
13	1305	4:03	1324	2:44	1327	5:17	1332	3:53	
14	1336	4:31	1349	3:34	1353	5:17	1358	1:50	
15	1400	4:27	1415	2:45	1418	4:35	1422	4:15	Shore conveyor stopped
16	1427	4:33	1438	3:00	1441	5:37	1447	2:20	
17	1450								Harvester No. 2 belt malfunction - shut down - 1508

TRANSPORTER RECORD
hydrilla

Transporter No. 2

Weather: Clear and cool

Ending Time:

Starting Time: 0815

Location: Withlacoochee River, Wv song Dam

Load No.	Conveyor		Empty Travel		Harvester		Time to Load		Harvester		Full Travel		Conveyor		Unload Time		Remarks
	hr-clock	hr-clock	min:sec	min:sec	hr-clock	hr-clock	min:sec	min:sec	hr-clock	hr-clock	min:sec	min:sec	hr-clock	hr-clock	min:sec	min:sec	
1	0815		4:38		0825		2:55		0828		5:45		0834		2:17		
2	0836		4:41		0846		2:41		0849		5:46		0855		2:06		
3	0857		4:32		0909		3:05		0912		6:00		0918		2:14		
4	0920		4:27		0937		3:35		0940		6:33		0947		2:10		
5	0949		4:30		0958		3:02		1001		6:10		1007		1:58		
6	1141		4:23		1157		2:55		1200		5:50		1206		2:00		Another broken fitting
7	1259		5:41		1310		2:56		1313		5:48		1319		3:32		After lunch washed oil off the deck
8	1323		5:04		1337		3:20		1340		6:40		1347		2:43		of transporter
9	1350		4:45		1405		3:01		1408		7:01		1415		2:44		
10	1418		5:00		1427		2:48		1430		6:45		1437		1:55		
11	1439		5:03		1454		(Harvester breakdown, no time)										

TRUCK RECORD
hydrilla

Truck No. 3
Truck Volume 5 cu yd

Date: 27 Oct 76

Starting Time: 0800

Ending Time: 1630

Weather: Clear and cool

Roadway Conditions: Dry

Location: Withlacoochee River, Wvsong Dam

One-way Mileage (from conveyor to disposal): 1/10 miles

Transporter No.	Truck Load No.	At Conveyor hr-clock	Start Loading hr-clock	Finish Loading hr-clock	Load Weight lb	Leave Conveyor hr-clock	Return to Conv. Site hr-clock	Remarks
2	1	0805	0832	0835	4150	0836	0839	
1	2	0840	0843	0845	4310	0846	0849	
2	3	0850	0854	0856	4090	0857	0900	
1	4	0901	0907	0910	4910	0911	0914	
2	5	0915	0917	0919	4340	0920	0923	
1	6	0924	0930	0932	4270	0933	0936	
2	7	0937	0945	0947	4950	0949	0951	
1	8	0952	0952	0955	3980	0956	0959	
2	9	1000	1006	1009	3930	1010	1013	
1	10	1014	1017	1020	4550	1021	1024	
1	11	1025	1033	1035	3800	1036	1039	
1	12	1040	1049	1051	4260	1052	1055	
1	13	1056	1103	1105	3980	1106	1109	
1	14	1110	1119	1121	4670	1122	1124	
1	15	1125	1132	1134	5200	1135	1138	
1	16	1139	1152	1154	4570	1155	1158	
2	17	1159	1205	1207	3990	1208	1211	
1	18	1246	1303	1305	4420	1306	1309	
2	19	1310	1318	1321	4260	1322	1325	
1	20	1326	1332	1334	4790	1335	1338	
2	21	1339	1345	1348	4560	1349	1352	
1	22	1353	1359	1401	4190	1402	1405	
2	23	1406	1414	1416	4530	1417	1420	
1	24	1421	1423	1426	4850	1427	1430	
2	25	1431	1435	1437	4560	1438	1441	
1	26	1442	1448	1450	4670	1451	1454	
2	27	1455	1506	1509	3050	1510	1511	
Harvester	28	1512	1550	1600	4910	1601	1604	Harvester load
Harvester	29	1605	1611	1619	-	1620	1623	No weight

PLANT WEIGHT
hydrilla

Truck No. 3
Truck Volume 5

Date: 27 Oct 76

Location: Withlacoochee River, Wv song Dam

	Scale Readings, lb		Rear Axle Total lb	Truck Total lb	Empty Truck Weight, lb	Plant Weight lb	Truck Load No.
	Left Front	Right Front					
3010	2550	5470	10,590	16,150	12,000	4150	1
3030	2620	5500	10,660	16,310	12,000	4310	2
2820	2520	5430	10,750	16,090	12,000	4090	3
2910	2560	5850	11,440	16,910	12,000	4910	4
3050	2710	5180	10,580	16,340	12,000	4340	5
2930	2510	5490	10,830	16,270	12,000	4270	6
3010	2620	5700	11,320	16,950	12,000	4950	7
2900	2580	5320	10,500	15,980	12,000	3980	8
2920	2650	5250	10,360	15,930	12,000	3930	9
3030	2750	5270	10,770	16,550	12,000	4550	10
3050	2700	5240	10,050	15,800	12,000	3800	11
2940	2620	5220	10,700	16,260	12,000	4260	12
2970	2500	5120	10,510	15,980	12,000	3980	13
3100	2610	5500	10,960	16,670	12,000	4670	14
3090	2620	5720	11,490	17,200	12,000	5200	15
3210	2700	5640	10,660	16,570	12,000	4570	16
2910	2480	5230	10,600	15,990	12,000	3990	17
2910	2520	5490	10,990	16,420	12,000	4420	18
2770	2670	5000	10,820	16,260	12,000	4260	19
2810	2690	5480	11,290	16,790	12,000	4790	20
2980	2540	5460	11,040	16,560	12,000	4560	21
3000	2700	5140	10,490	16,190	12,000	4190	22
2950	2580	5440	11,000	16,530	12,000	4530	23
2820	2680	5490	11,350	16,850	12,000	4850	24
3350	2670	5450	10,540	16,560	12,000	4560	25
3000	2840	5470	10,830	16,670	12,000	4670	26
2680	2540	4970	9,830	15,050	12,000	3050	27
3130	2750	5630	11,030	16,910	12,000	4910	28

HARVESTER RECORD
hydrilla

Date: 28 Oct 76 Starting Time: 0953 Ending Time: 1144 Weather: Overcast and cool, very windy
 Location: Withlacoochee River, Wvsong Dam
 Density: 20 tons/acre

Load No.	Time to Harvest Load min:sec	Dist. Traveled to Harvest Load ft	Transporter Hookup hr-clock	Transporter No.	Time to Transfer Load min:sec	Transporter Unhook hr-clock	Resume Harvest hr-clock	Waiting on Transporter min:sec	Remarks
1	6:18	550	1004	1	2:58	1007	1008	-	
2	5:44	500	1014	2	3:23	1018	1018	-	
3	6:19	600	1026	1	3:20	1029	1029	-	Wind blowing very bad hard time harvesting weeds
4	6:34	500	1037	2	3:19	1040	1040	-	
5	7:59	650	1049	1	3:42	1053	1054	-	
6	10:16	900	1105	2	8:13	1113	1116	-	No. 3 belt not working properly pitchfork weed off belt not overloaded
7	10:40	900	1127	1	3:40	1131	1131	-	
8	8:46	700	1140	2	3:14	1143	-	-	Go to shore 1144 Move to new location
9									

TRANSPORTER RECORD

hydrilla

Transporter No. 1

Date: 28 Oct 76 Starting Time: 0956

Location: Withlacoochee River, WYsong Dam

Ending Time:

Weather: Partly cloudy, cool brisk northerly wind

Load No.	Conveyor Unhook		Empty Travel Time		Harvester Hookup		Time to Load		Harvester Unhook		Full Travel Time		Conveyor Hookup		Unload Time		Remarks
	hr	clock	min	sec	hr	clock	min	sec	hr	clock	min	sec	hr	clock	min	sec	
1	0957		5:07		1004		3:00		1007		5:04		1012		2:23		
2	1015		4:48		1025		3:20		1028		5:39		1034		1:52		
3	1036		4:56		1049		3:38		1052		5:56		1058		1:52		Operator on shore - 3:00
4	1103		5:03		1126		3:37		1130		6:27		1127		4:27		Weeds stuck on conveyor

TRANSPORTER RECORD
hydrilla

Transporter No. 2

Weather: Clear and cool

Ending Time:

Starting Time: 1002

Location: Withlacoochee River, Wysong Dam

Load No.	Conveyor Unhook hr-clock	Empty Travel Time min:sec	Harvester Hookup hr-clock	Time to Load min:sec	Harvester Unhook hr-clock	Full Travel Time min:sec	Conveyor Hookup hr-clock	Unload Time min:sec	Remarks
1	1002	4:42	1017	3:24	1020	7:28	1028	1:58	
2	1030	5:01	1039	3:25	1043	5:10	1048	2:09	
3	1050	4:38	1107	7:53	1115	2:15	1117	1:50	
4	1119	5:08	1143	3:17	1146	7:06	1153	2:00	Harvester overloaded conveyor No. 3, started back in while loading

TRUCK RECORD
hydrilla

Truck No. 3
Truck Volume 5 cu yd

Ending Time: 1630 Weather: Clear and cool

Starting Time: 0800

Date: 28 Oct 76

Roadway Conditions: Dry

Location: Withlacoochee River, Wysong Dam

One-way Mileage (from conveyor to disposal: 1/10 miles)

Transporter No.	Truck Load No.	At Conveyor hr-clock	Start Loading hr-clock	Finish Loading hr-clock	Load Weight lb	Leave Conveyor hr-clock	Return to Conv. Site hr-clock	Remarks
1	1	1003	1013	1015	-	1016	1019	No weight
2	2	1020	1026	1028	-	1031	1034	" "
1	3	1035	1036	1038	-	1039	1041	" "
2	4	1042	1046	1048	-	1049	1052	" "
1	5	1053	1100	1102	-	1103	1105	" "
2	6	1106	1116	1118	-	1121	1122	" "
1	7	1123	1139	1141	-	1142	1145	" "

HARVESTER RECORD
hyacinth/hydrilla

Date: 29 Oct 76 Starting Time: 0800 Weather: Clear and warm, windy

Ending Time: 1529

Location: Withlacooche River, Trails End

Density: 75 tons/acre

Load No.	Time to Harvest Load min:sec	Dist. Traveled to Harvest Load ft	Transporter Hookup hr-clock	Transporter No.	Time to Transfer Load min:sec	Transporter Unhook hr-clock	Resume Harvest hr-clock	Waiting on Transporter min:sec	Remarks
4	6:42	700	1028	1	2:50	1031	1031	-	Loads 1-3 no time.
5	6:55	700	-	-	2:40	-	1047	-	Go to shore and dump load
6	8:45	900	-	-	2:44	-	1102	-	" " " " "
7	7:12	800	1109	2	2:26	1111	1112	-	" " " " "
8	8:55	900	1121	1	2:30	1124	1124	-	Lunch
9	7:14	800	Take to shore	1	2:24	Conveyor	1244	-	No. 3 belt hanging long
10	13:31	2000	1258	1	17:09	1315	1319	-	unload time - belt not overloaded
11	6:15	700	-	-	2:17	-	1329	-	Dump on shore
12	8:44	800	-	-	3:07	-	1343	-	" " " " "
13	4:16	300	-	-	2:58	-	1352	-	" " " " "
14	4:02	300	-	-	3:12	-	1400	-	" " " " "
15	5:47	450	1406	1	3:30	1410	1410	-	Dump on shore
16	4:40	250	-	-	3:30	-	1419	-	" " " " - No. 3 belt hanging
17	3:41	200	-	-	5:52	-	1431	-	Dump on shore
18	4:09	300	-	-	3:18	-	1439	-	Cleaving load
19	6:08	650	-	-	2:48	-	1451	-	Finish
20	9:06	1000	-	-	3:02	-	-	-	

TRANSPORTER RECORD
hyacinth/hydrilla

Date: 29 Oct 76 Starting Time: 0800 Ending Time: _____
Location: Withlacoochee River, Trails End Weather: Clear and cool, strong northerly wind

Transporter No. 1

Load No.	Conveyor Unhook hr-clock	Empty Travel Time min:sec	Harvester Hookup hr-clock	Time to Load min:sec	Harvester Unhook hr-clock	Full Travel Time min:sec	Conveyor Hookup hr-clock	Unload Time min:sec	Remarks
1		No clerk on board - no records							
2	1014	15:30	1030	2:51	1033	15:57	1049	1:42	Wait for No. 2 transporter to unload
3	1053	17:43	1123	2:27	1126	22:10	1149	1:46	Last load before lunch
4	1235	16:49	1259	17:14	1317	21:15	1338	1:38	Harvester jammed - 1300
5	1342	25:08	1408	3:45	1412	28:51	1441	2:14	Last load - shut down 1445 - wind is a big factor going back up river

TRANSPORTER RECORD
hyacinth/hydrilla

Transporter No. 2

Weather: Clear and cool

Ending Time: 1501

Starting Time: 1000

Date: 29 Oct 76

Location: Withlacoochee River, Trails End

Load No.	Conveyor Unhook		Empty Travel Time		Harvester Hookup		Time to Load		Harvester Unhook		Full Travel Time		Conveyor Hookup		Unload Time		Remarks		
	hr	clock	min	sec	hr	clock	min	sec	hr	clock	min	sec	hr	clock	min	sec			
1	1000		20	31		1020		3	20		1024		23	00		1047	2	39	
2	1050		22	55		1113		2	25		1115		(fitting broke, transporter had to be towed in) unload time 2:46						

TRUCK RECORD

hyacinth/hydrilla

Truck No. 1
Truck Volume 5 cu yd

Date: 29 Oct 76 Starting Time: 0800 Ending Time: 1630 Weather: Clear and cool

Roadway Conditions: Dry

Location: Withlacoochee River, Trails End

One-way Mileage (from conveyor to disposal: 6/10 miles)

Transporter No.	Truck Load No.	At Conveyor hr-clock	Start Loading hr-clock	Finish Loading hr-clock	Load Weight lb	Leave Conveyor hr-clock	Return to Conv. Site hr-clock	Remarks
2	1	0950	0953	0955	-	0956	1000	No weight
1	2	1008	1009	1011	-	1012	1015	" "
2	3	1016	1043	1045	-	1046	1048	" "
1	4	1049	1050	1052	-	1053	1055	" "
1	5	1056	1148	1150	-	1151	1155	" "
1	6	1156	1230	1234	-	1235	1241	" "
1	7	1242	1337	1339	-	1340	1345	" "
1	8	1346	1439	1441	-	1442	1448	" "
2	9	1449	1454	1456	-	1457	1502	" "
-	10	1503	-	-	-	-	-	-

HARVESTER RECORD
hyacinth/hydrilla

Date: 1 Nov 76

Starting Time: 0804

Ending Time: 1600

Weather: Clear and cool

Location: Withlacoochee River, Trails End

Density: 75 tons/acre

Load No.	Time to Harvest Load		Dist. Traveled to Harvest Load ft	Transporter Hookup hr-clock	Transporter No.	Time to Transfer Load		Transporter Unhook hr-clock	Resume Harvest hr-clock	Waiting on Transporter min:sec	Remarks
	min:sec	hr-clock				min:sec	hr-clock				
1	10:14		1000	0827	1	3:19	0830.	0830.	-		
2	6:41		700	0837	2	2:30	0840	0840	-		
3	5:37		500	-	-	2:46	-	0854	-		Go to shore to dump
4	5:27		300	0921	1			1024	-		0858 down hyd. fluid 0916
5	11:26		1200	1036	2		Hook to shore conveyor	1044	-		Move to old harvest area
6	11:13		1000	1055	1	3:00	1040	1058	-		
7	4:18		300	-	-	3:06	1058	1106	-		Unload on shore
8	4:16		200	-	-	3:47	-	1115	-		" " "
9	3:32		200	-	-	3:51	-	1123	-		" " "
10	4:19		300	1129	2	2:58	1132	1133	-		Wait on transporter
11	3:36		300	-	-	3:03	-	1140	-		Dump on shore
12	3:31		200	-	-	2:54	-	1148	-		" " "
13	3:32		200	1154	1	2:49	1157	1157	-		Heavy weeds transporter leaving way for hookup
14	4:30		250	-	-	3:09	-	1240	-		Dump on shore - Lunch
15	4:10		250	-	-	4:26	-	1250	-		No. 3 belt hanging
16	3:29		200	-	-	3:15	-	1257	-		
17	2:25		150	-	-	2:43	-	1304	-		
18	4:02		250	-	-	3:06	-	1314	-		Dump on shore*
19	4:12		200	-	-	3:16	-	1323	-		" " "
20	4:08		250	1333			Unload on shore conveyor	1438	-		Wait on transporter No. 3 belt hanging
21	10:08		450	1449	1	2:55	1452	1452	-		No. 3 belt hanging
22	6:53		500	1500	1	3:22	1503	1503	-		" " "
23	6:28		500	1510	1	3:37	1514	1514	-		" " "
24	7:10		600	1522	1	3:38	1526	1526	-		" " "
25	6:36		600	1533	1	3:12	1536	1537	-		" " "
26	6:23		600	1544	1	2:57	1547	1547	-		" " "
27	5:21		500	1556	1	2:39	1559	Finish	-		Wait on transporter

* Cutter has to be cut off to get enough power to run No. 1 conveyor belt.

TRANSPORTER RECORD
hyacinth/hydrilla

Transporter No. 1

Weather: Clear and cool

Ending Time: 1602

Starting Time: 0810

Location: Wihlacoochee River, Trails End

Date: 1 Nov 76

Load No.	Conveyor Unhook hr-clock	Empty Travel Time min:sec	Harvester Hookup hr-clock	Time to Load min:sec	Harvester Unhook hr-clock	Full Travel Time min:sec	Conveyor Hookup hr-clock	Unload Time min:sec	Remarks
1	0810	16:54	0827	3:20	0830	17:58	0848	2:18	
2	0840	24:11	0921	Half load		23:39	0950	0:58	Stuck in hyacinths
3	1019	24:03	1055	2:54	1058	24:29	1123	2:26	Shutdown - 0955
4	1128	26:21	1154	2:50	1157	25:46	1303	1:49	Stopped for lunch 1157
5	1308	25:24	1333	Back to shore					
6	1438	1:10	1449	2:55	1452	1:13	1453	1:28	
7	1455	1:28	1500	3:23	1503	1:23	1505	3:37	
8	1508	1:26	1511	3:32	1515	1:20	1516	2:54	
9	1519	1:21	1522	3:40	1526	1:01	1527	3:17	
10	1531	2:20	1533	3:09	1536	1:51	1538	3:16	
11	1542	1:15	1543	2:59	1547	1:16	1548	1:54	Wait for truck
12	1554	1:24	1556	2:42	1559	0:46	1500	2:14	Shut down for day - 1602

TRANSPORTER RECORD
hyacinth/hydrilla

Transporter No. 2

Weather: Clear and cool

Ending Time: 1207

Date: 1 Nov 76 Starting Time: 0811

Location: Withlacoochee River, Trails End

Load No.	Conveyor		Empty Travel		Harvester		Time to Load		Harvester		Full Travel		Conveyor		Unload Time		Remarks
	hr-clock	min:sec	hr-clock	min:sec	hr-clock	min:sec	hr-clock	min:sec	hr-clock	min:sec	hr-clock	min:sec	hr-clock	min:sec	hr-clock	min:sec	
1	0811	19:10	0837	2:33	0840	2:45	0902	2:20			0902	2:20					
2	0905	22:55	1037	3:38	1041	16:53	1058	6:08			1204	2:12					Harvester breakdown - 0928
3	1104	25:39	1130	2:59	1133	30:40											

TRUCK RETURNED
hyacinth/hydrilla

Truck No. 1
Weather: Clear and cool Truck Volume 5 cu yd

Date: 1 Nov 76 Starting Time: 0800

Ending Time: 1630

Roadway Conditions: Dry

Location: Withlacoochee River, Trails End

One-way Mileage (from conveyor to disposal: 6/10 miles)

Transporter No.	Truck Load No.	At Conveyor hr-clock	Start Loading hr-clock	Finish Loading hr-clock	Load Weight lb	Leave Conveyor hr-clock	Return to Conv. Site hr-clock	Remarks
1	1	0805	-	-	-	-	-	
2	2	-	-	-	-	-	-	
1	3	-	0950	-	-	-	-	
2	4	1015	1053	1104	-	1105	1108	No weight
1	5	1109	1124	1126	-	1127	1130	" "
2	6	1131	1218	1220	-	1221	1225	" "
1	7	1226	1259	1301	-	1301	1306	" "
1	8	1307	1428	1430	-	1440	1444	" "
1	9	1445	1455	1457	-	1458	1505	" "
1	10	1506	1507	1511	-	1512	1516	" "
-	11	1517	1518	1521	-	1522	1525	" "
-	12	1526	1528	1533	-	1534	1536	" "
-	13	1537	1540	1544	-	1548	1554	" "
-	14	1555	1555	1556	-	1557	1601	" "
-	15	1602	1602	1607	-	1608	1614	" "

HARVESTER RECORD
hyacinth/hydrilla

Date: 5 Nov 76

Starting Time: 1021

Ending Time: 1600

Weather: Clear and cool

Location: Withlacoochee River, Trails End

Density: 75 tons/acre

Load No.	Time to Harvest min:sec	Dist. Traveled to Harvest Load ft	Transporter Hookup hr-clock	Transporter No.	Time to Transfer min:sec	Transporter Unhook hr-clock	Resume Harvest hr-clock	Waiting on Transporter min:sec	Remarks
1	9:11	850	1031	2	1:47	1033	1033	-	
2	14:44	1200	1048	1	1:52	1051	1051	-	
3	9:54	900	1102	2	1:36	1104	1104	-	
4	9:09	1000	1115	1	1:52	1117	1138	-	
5	8:40	900	1143	2	1:29	1150	1150	-	Wait on transporter
6	7:22	800	1158	1	1:47	1200	1236	-	Lunch
7	16:19	2000	1252	2	1:19	1254	1255	-	
8	6:11	700	1303	1	1:39	1305	1305	-	Wait on transporter
9	6:30	750	1313	2	1:17	1314	1330	-	" " " " " "
10	3:34	300	1334	1	1:20	1336	1336	-	" " " " " " - move to new area
11	4:57	300	1342	2	1:25	1344	1344	-	
12	7:03	400	-	-	-	-	1356	-	Dump on shore
13	4:41	450	1403	1	1:28	1405	1406	-	Wait on transporter
14	11:07	900	1417	2	1:30	1419	1420	-	
15	12:21	1300	1433	1	1:45	1435	1436	-	
16	7:55	600	1445	2	1:16	1446	1446	-	
17	11:06	1200	1458	1	1:42	1500	1500	-	
18	6:24	500	1507	2	1:23	1509	1509	-	
19	6:56	500	1517	1	1:41	1519	1519	-	
20	3:58	400	1524	2	1:25	1525	1526	-	
21	6:03	600	1534	1	1:40	1536	1536	-	Wait on transporter
22	6:28	600	1543	2	1:34	1545	Finish	-	" " " " " "

TRANSPORTER RECORD
hyacinth/hydrilla

Transporter No. 2

Weather: Clear and cool

Ending Time: 1545

Starting Time: 1019

Date: 5 Nov 76

Location: Withlacoochee River, Trails End

Load No.	Conveyor Unhook		Empty Travel Time		Harvester Hookup		Time to Load		Harvester Unhook		Full Travel Time		Conveyor Hookup		Unload Time		Remarks
	hr-clock	min:sec	hr-clock	min:sec	hr-clock	min:sec	hr-clock	min:sec	hr-clock	min:sec	hr-clock	min:sec	hr-clock	min:sec	hr-clock	min:sec	
1	1019	1:50	1030	1:42	1032	3:35	1036	3:59									
2	1040	2:35	1101	1:43	1103	2:40	1105	2:29									
3	1108	2:16	1147	1:45	1149	2:50	1152	3:40									
4	1238	3:30	1252	1:24	1253	3:48	1257	2:27									
5	1305	3:58	1312	1:22	1313	5:01	1318	2:09									
6	1320	11:33	1341	1:30	1342	15:45	1358	3:17									
7	1403	12:31	1417	1:29	1418	13:58	1432	2:01									
8	1434	9:10	1444	1:16	1445	11:44	1457	2:04									
9	1459	4:17	1506	1:26	1508	4:44	1513	1:52									
10	1516	3:01	1523	1:29	1524	2:25	1529	3:47									
11	1537	1:30	1541	1:33	1543	2:01	1545	1:05									

Cleaned off transporter before unhooking
 Moved to different location
 Worked back towards shore conveyor
 " " " " " "
 Wait to unload
 Waited to hook to conveyor

TRUCK RECORD
hyacinth/hydrilla

Truck No. 2
Truck Volume 5 cu yd

Date: 5 Nov 76 Starting Time: 0800

Ending Time: 1630

Weather: Clear

Roadway Conditions: Dry

Location: Withlacoochee River, Trails End

One-way Mileage (from conveyor to disposal): 6/10miles

Transporter No.	Truck Load No.	At Conveyor hr-clock	Start Loading hr-clock	Finish Loading hr-clock	Load Weight lb	Leave Conveyor hr-clock	Return to Conv. Site hr-clock	Remarks
2	1	0925	0935	0937	5390	0937	0947	
2	2	0948	0947	0949	4360	0950	0957	
2	3	1000	1017	1019	-	1020	1023	
1	4	1024	1024	1025	5720	1026	1029	
2	5	1030	1036	1040	5100	1041	1045	
1	6	1046	1054	1100	6390	1101	1105	
2	7	1106	1107	1109	6220	1110	1114	
2	8	1115	1118	1120	4840	1121	1125	
2	9	1126	1150	1154	5400	1155	1200	
1	10	1200	1234	1236	1243	1244	1250	
2	11	1250	1254	1257	4830	1257	1304	
1	12	1305	1308	1310	5770	1311	1314	
2	13	1315	1316	1318	4870	1319	1324	
1	14	1325	1350	1352	4120	1353	1358	
2	15	1359	1400	1403	3841	1404	1408	
1	16	1409	1418	1420	3960	1421	1424	
2	17	1425	1434	1436	3600	1437	1440	
1	18	1441	1448	1450	4460	1451	1456	
2	19	1457	1458	1500	5120	1501	1505	
1	20	1506	1507	1509	5040	1510	1513	

No weight

TRUCK RECORD
hyacinth/hydrilla

Truck No. 3
Truck Volume 5 cu yd

Weather: Clear

Ending Time: 1630

Starting Time: 0800

Date: 5 Nov 76

Roadway Conditions: Dry

Location: Withlacoochee River, Trails End

One-way Mileage (from conveyor to disposal: 6/10 miles)

Transporter No.	Truck Load No.	At Conveyor hr-clock	Start Loading hr-clock	Finish Loading hr-clock	Load Weight lb	Leave Conveyor hr-clock	Return to Conv. Site hr-clock	Remarks
2	21	1514	1515	1517	4230	1518	1524	
1	22	1525	1525	1527	5420	1528	1530	
2	23	-	-	-	-	-	-	
1	24	-	-	-	-	-	-	
2	25	1551	1552	1555	4590	1556	1550	
							1600	

PLANT WEIGHT
hyacinth/hydrilla

Truck No. 3
Truck Volume 5

Date: 5 Nov 76

Location: Withlacoochee River, Trails End

	Scale Readings, lb		Rear Axle Total lb	Truck Total lb	Empty Truck Weight, lb	Plant Weight lb	Truck Load No.
	Left Front	Right Front					
2950	2880	5360	11,500	17,330	11,940	5390	1
3100	2450	5090	10,750	16,300	11,940	4360	2
3010	2860	5530	11,790	17,660	11,940	5720	3
3070	2800	5470	11,170	17,040	11,940	5100	4
3030	2970	5850	12,330	18,330	11,940	6390	5
3160	2920	5810	12,080	18,160	11,940	6220	6
2990	2940	5200	10,850	16,780	11,940	4840	7
2810	2810	5600	11,720	17,340	11,940	5400	8
2800	2870	5550	11,510	17,210	11,940	5270	9
2730	2600	5600	11,440	16,770	11,940	4830	10
2880	2810	5630	12,120	17,810	11,940	5770	11
2850	2810	5600	11,150	16,810	11,940	4870	12
2760	2970	4870	10,330	16,060	11,940	4120	13
2820	2640	5170	10,321	15,781	11,940	3841	14
2740	2750	4820	10,410	15,900	11,940	3960	15
2780	2820	4870	9,940	15,540	11,940	3600	16
2830	3040	4790	10,530	16,400	11,940	4460	17
2840	2820	4870	11,400	17,060	11,940	5120	18
2890	3100	5240	10,990	16,980	11,940	5040	19
2990	2960	4770	10,220	16,170	11,940	4230	20
2910	3030	5490	11,420	17,360	11,940	5420	21
3000	2800	5220	10,850	16,650	11,940	4710	22
2780	2920	5290	10,940	16,640	11,940	4700	23
2890	2940	5050	10,700	16,530	11,940	4590	24
							25

HARVESTER RECORD
hydrilla

Date: 8 Nov 76 Starting Time: 0816 Ending Time: 1600 Weather: Clean and cold, very windy

Location: Withlacoochee River, Trails End

Density: 15 tons/acre

Load No.	Time to Harvest min:sec	Dist. Traveled to Harvest ft	Transporter Hookup hr-clock	Transporter No.	Time to Transfer min:sec	Transporter Unhook hr-clock	Resume Harvest hr-clock	Waiting on Transporter min:sec	Remarks
1	8:47	700	0828	1	1:15	0829	0832	-	Move to test area - wait on transporter
2	4:42	500	0837	2	1:34	0839	0850	-	Test load - move to new area
3	7:37	600	0858	1	1:46	0900	0900	-	Cleaning
4	13:28	1400	0914	2	1:34	0916	0916	-	
5	14:53	1500	0931	1	1:33	0933	1036	-	
6	12:41	1300	1049	2	1:39	1051	1051	-	
7	11:52	1000	1103	1	1:21	1105	1105	-	
8	6:25	600	1115	2	1:24	1116	1116	-	Wait on transporter
9	6:37	500	1124	1	1:34	1126	1126	-	No. 2 belt not working proper
10	6:11	600	1138	2	1:28	1139	1139	-	Wait on transporter
11	6:20	600	1147	1	1:35	1149	1149	-	" "
12	8:42	800	1236	2	1:20	1237	1243	-	Lunch - No. 2 belt hanging
13	8:19	700	1252	2	1:31	1254	1254	-	No. 2 belt hanging
14	7:12	600	1302	1	1:26	1303	1303	-	
15	6:48	600	1336	2	1:19	1337	1338	-	Wait on transporter - No. 2 belt hanging
16	7:22	700	1346	1	1:22	1346	1348	-	No. 2 belt hanging
17	6:42	600	1359	2	1:23	1400	1400	-	Wait on transporter
18	7:55	700	1409	1	1:25	1410	1410	-	No. 2 belt hanging
19	4:06	500	1421	2	1:27	1423	1423	-	Wait on transporter
20	6:51	600	1432	1	1:26	1433	1434	-	No. 2 belt hanging
21	5:30	550	1445	2	1:41	1447	1447	-	Wait on transporter
22	5:46	500	1457	1	1:19	1459	1459	-	" "
23	4:59	400	1506	2	1:23	1507	1507	-	" "
24	7:10	650	1518	1	1:30	1520	1520	-	" " - No. 2 belt hanging
25	6:55	600	1534	2	1:24	1536	1536	-	Wait on transporter
26	3:50	300	1542	1	1:28	1543	1543	-	" "
27	5:34	500	1549	2	1:42	1551	Finish	-	

TRANSPORTER RECORD
hydrilla

Transporter No. 2

Weather: Clear and cool

Ending Time: 1558

Date: 8 Nov 76 Starting Time: 0821

Location: Withlacoochee River, Trails End

Load No.	Conveyor		Empty Travel		Harvester		Time to Load		Harvester		Full Travel		Conveyor		Unload Time		Remarks
	hr-clock	Unhook	min:sec	Time	hr-clock	Hookup	min:sec	Load	hr-clock	Unhook	min:sec	Time	hr-clock	Hookup	min:sec	Time	
1	0821		3:44		0832		1:39		0834		1:30		0835		4:09		Waited to unload
2	0840		9:50		0908		1:37		0910		16:12		0926		4:30		Unloaded partly on private trailer
3	1026		5:05		1043		1:40		1045		10:46		1056		4:32		Another fitting broke 0932
4	1101		8:45		1110		1:31		1112		9:55		1122		3:08		
5	1125		7:40		1133		1:30		1134		8:22		1142		2:40		Waited to unload
6	1235		5:48		1247		1:30		1248		10:50		1259		9:07		" "
7	1321		9:08		1330		1:16		1331		9:38		1341		2:35		" "
8	1344		9:04		1353		1:23		1354		8:59		1403		2:39		2:00 stop
9	1408		8:20		1416		1:30		1417		10:08		1427		2:36		
10	1430		9:35		1440		1:29		1441		9:50		1451		2:20		Waited to unload
11	1453		6:48		1500		1:31		1502		6:11		1510		5:35		
12	1522		7:26		1529		1:25		1530		7:41		1538		2:35		Waited to unload
13	1541		3:09		1544		1:41		1546		3:11		1549		2:33		Waited to unload

TRUCK RECORD
hydrilla

Truck No. 3
Weather: Clear and cool Truck Volume 5 cu yd

Date: 8 Nov 76 Starting Time: 0800

Ending Time: 1630

Roadway Conditions: Dry

Location: Withlacoochee River, Trails End

One-way Mileage (from conveyor to disposal: 8/10 miles)

Transporter No.	Truck Load No.	At Conveyor hr-clock	Start Loading hr-clock	Finish Loading hr-clock	Load Weight lb	Leave Conveyor hr-clock	Return to Conv. Site hr-clock	Remarks
1	1	0805	0835	0837	4710	0838	0841	
2	2	0842	0844	0846	4990	0847	0854	Test load
1	3	0855	0914	0916	5230	0917	0920	
2	4	0921	0936	0938	-	0939	0944	No weight
1	5	0945	0946	0948	3350	0949	0954	
2	6	0955	1105	1108	5110	1109	1114	
1	7	1115	1116	1118	5430	1119	1124	
2	8	1125	1129	1132	5770	1133	1136	
1	9	1137	1140	1142	5940	1143	1150	
2	10	1151	1154	1156	5730	1157	1203	
1	11	1204	1237	1239	5280	1240	1246	
2	12	1247	1249	1251	4690	1252	1318	
2	13	1319	1320	1329	-	1330	-	
1	14	no time			4850	-	1344	
2	14	1345	1350	1352	5530	1353	1358	
1	16	1359	1400	1402	5770	1403	1406	
2	17	1407	1410	1412	5590	1413	1419	
1	18	1420	1423	1425	5540	1426	1430	
2	19	1431	1435	1436	5580	1437	1446	
1	20	1447	1448	1450	5040	1451	1455	
2	21	1456	1459	1501	5370	1502	1506	
1	22	1507	1510	1512	5930	1513	1521	
2	23	1522	1524	1529	5590	1530	1534	
1	24	1535	1535	1537	6510	1538	1541	
2	25	1542	1546	1548	6220	1549	1553	
1	26	1554	1555	1557	4110	1558	1601	
2	27	1602	1603	1605	5870	1606	1610	

G.M.C. truck - no weight

PLANT WEIGHT
hydrilla

Truck No. 3
Truck Volume 5

Date: 8 Nov 76

Location: Withlacoochee River, Trails End

	Scale Readings, lb		Truck Total lb	Empty Truck Weight, lb	Plant Weight lb	Truck Load No.
	Left Front	Right Front				
	Left Front	Right Front	Left Rear	Right Rear		
3000	2830	2830	5090	5730	4710	1
2780	2980	2980	5290	5880	4990	2
2920	2930	2930	5430	5890	5230	3
-	-	-	-	-	-	4
2770	2600	2600	4860	5060	3350	5
2790	2830	2830	5350	6080	5110	6
2720	2960	2960	5500	5990	5430	7
2930	3040	3040	5660	6080	5770	8
3260	2900	2900	5730	5990	5940	9
2990	2880	2880	5790	6010	5730	10
2910	2820	2820	5640	5850	5280	11
3050	2340	2340	5420	5820	4690	12
-	-	-	-	-	-	13
3100	2830	2830	5250	5610	4850	14
3140	2820	2820	5780	5730	5530	15
2870	3120	3120	5650	6070	5770	16
2970	3030	3030	5600	5930	5590	17
3160	2840	2840	5450	6030	5540	18
3090	3080	3080	5690	6170	5580	19
2980	2940	2940	5450	5920	5040	20
3020	3260	3260	5380	6280	5370	21
3030	3030	3030	5800	6010	5930	22
3250	2970	2970	5590	5720	5590	23
2960	3150	3150	6410	5930	6510	24
3060	2980	2980	6200	5920	6220	25
2940	3350	3350	4720	5040	4110	26
3260	2920	2920	5640	5990	5870	27

HARVESTER RECORD
hyacinth/hydrilla

Date: 9 Nov 76 Starting Time: 0846 Ending Time: 1600 Weather: Clear and cold

Location: Withlacoochee River, Trails End

Density: 15 tons/acre

Load No.	Time to Harvest Load min:sec	Dist. Traveled to Harvest Load ft	Transporter Hookup hr-clock	Transporter No.	Time to Transfer Load min:sec	Transporter Unhook hr-clock	Resume Harvest hr-clock	Waiting on Transporter min:sec	Remarks
3	7:06	1100	0846	Shore	1:22	0847	0848	-	Dumped load on shore
4	6:23	700	0854	2	1:34	0856	0856	-	
5	5:36	600	0902	1	1:25	0903	0904	-	
6	6:05	600	0913	Shore	1:20	0914	0915	-	Dumped load on shore
7	5:30	550	0922	"	1:30	0923	0924	-	" " " "
8	2:49	300	0930	"	1:27	0931	0938	-	" " " "
9	3:44	400	0942	"	1:29	0943	0944	-	" " " "
10	3:52	400	0954	1	1:23	0955	0955	-	
11	5:30	550	1001	2	1:25	1002	1003	-	
12	4:32	450	1010	Shore	1:39	1012	1012	-	Dumped load on shore
13	4:09	400	1017	"	1:35	1019	1019	-	" " " "
14	3:11	300	1023	"	1:28	1024	1024	-	" " " "
15	6:05	600	1031	"	1:24	1032	1033	-	" " " "
16	4:30	450	1037	"	1:19	1038	1038	-	" " " "
17	3:26	350	1045	1	1:33	1047	1048	-	Dumped load on shore
18	4:06	460	1052	Shore	1:33	1054	1054	-	" " " "
19	3:45	400	1058	"	1:39	1100	1100	-	" " " "
20	3:33	350	1107	2	1:27	1108	1109	-	
21	4:48	500	1114	Shore	1:34	1116	1116	-	Dumped load on shore
22	4:52	550	1121	"	1:45	1123	1124	-	" " " "
23	4:39	450	1129	"	1:40	1131	1131	-	" " " "
24	4:50	500	1137	"	1:30	1138	1138	-	" " " "
25	6:03	600	1145	1	1:33	1147	1248	-	" " " "
26	11:29	1200	1300	2	1:25	1301	1305	-	
27	6:20	600	1311	1	1:43	1313	1313	-	
28	5:54	600	1320	Shore	(No. 2 conveyor malfunction, vent back to shore conveyor site)	1346	1346	-	resume 1335
29	6:09	600	1344	1	1:43	1346	1346	-	
30	4:29	400	1351	2	1:21	1352	1353	-	

HARVESTER RECORD
hyacinth/hydrilla

Weather: Clear and cold

Ending Time: 1600

Date: 9 Nov 76 (Continued) Starting Time: 0846

Location: Withlacoochee River, Trails End

Density: 15 tons/acre

Load No.	Time to Harvest Load min:sec	Dist. Traveled to Harvest Load ft	Transporter Hookup hr-clock	Transporter No.	Time to Transfer Load min:sec	Transporter Unhook hr-clock	Resume Harvest hr-clock	Waiting on Transporter min:sec	Remarks
31	4:24	450	1358	Shore	1:29	1359	1400	-	Dumped load on shore
32	3:48	400	1404	1	1:24	1405	1406	-	
33	5:25	550	1415	2	1:27	1416	1417	-	
34	5:46	600	1424	Shore	1:31	1426	1426	-	Dumped load on shore
35	6:00	600	1432	1	1:45	1434	1434	-	
36	4:20	400	1438	2	1:22	1439	1439	-	
37	7:07	700	1450	1	1:55	1452	1452	-	
38	4:50	500	1501	2	1:22	1502	1502	-	
39	4:44	500	1512	1	1:30	1514	1514	-	
40	4:45	500	1525	2	1:24	1526	1526	-	
41	5:02	500	1532	1	1:43	1534	1534	-	
42	3:40	400	1547	2	1:31	1549	1549	-	
43	3:37	400	-	-	-	-	-	-	

TRANSPORTER RECORD
hyacinth/hydrilla

Transporter No. 2

Weather: Clear and cold, frost

Ending Time:

Starting Time: 0812

Location: Withlacoochee River, Trails end

Date: 9 Nov 76

Load No.	Conveyor Unhook		Empty Travel Time		Harvester Hookup		Time to Load		Harvester Unhook		Full Travel Time		Conveyor Hookup		Unload Time		Remarks
	hr	clock	min	sec	hr	clock	min	sec	hr	clock	min	sec	hr	clock	min	sec	
1	0812		8	03	0820		1	35	0822		7	16	0829		2	55	Waited to unload

TRUCK RECORD
hyacinth/hydrilla

Truck No. 3
Weather: Clear and cool Truck Volume 5 cu yd

Date: 9 Nov 76 Starting Time: 0800

Ending Time: 1630

Roadway Conditions: Dry

Location: Withlacoochee River, Trails End

One-way Mileage (from conveyor to disposal: 8/10 miles)

Transporter No.	Truck Load No.	At Conveyor hr-clock	Start Loading hr-clock	Finish Loading hr-clock	Load Weight lb	Leave Conveyor hr-clock	Return to Conv. Site hr-clock	Remarks
2	1	0805	0834	0836	5790	0837	0843	
1	2	0844	0845	0847	5100	0848	0853	
2	3	0854	0915	0917	5150	0918	0924	
1	4	0925	0929	0931	4930	0932	0936	
1	5	0937	1021	1023	4860	1024	1029	
2	6	1030	1035	1037	4490	1038	1042	
1	7	1043	1114	1116	4560	1117	1121	
2	8	1122	1136	1138	4470	1139	1144	
1	9	1145	1239	1241	4670	1242	1247	
1	10	1248	1327	1329	5800	1330	1335	
2	11	1336	1337	1339	3930	1340	1344	
1	12	1345	1346	1348	5030	1349	1353	
1	13	1354	1356	1358	6020	1359	1404	
2	14	1405	1406	1408	5060	1409	1413	
1	15	1414	1415	1417	5450	1418	1424	
2	16	1425	1427	1429	4980	1430	1435	
1	17	1436	1441	1443	4920	1444	1450	
2	18	1451	1452	1454	5100	1455	1458	
1	19	1459	1501	1503	5920	1504	1510	
2	20	1511	1515	1517	4740	1518	1524	
1	21	1525	1526	1528	4710	1529	1534	
2	22	1535	1539	1541	5980	1542	1545	
1	23	1546	1547	1549	4900	1550	1554	
2	24	1555	1601	1604	-	1605	-	No weight

HARVESTER RECORD
hydrilla

Date: 10 Nov 76

Starting Time: 0811

Ending Time: 1600

Weather: Clear and warm

Location: Withlacoochee River, Trails End

Density: 15 tons/acre

Load No.	Time to Harvest min:sec	Dist. Traveled to Harvest Load ft	Transporter Hookup hr-clock	Transporter No.	Time to Transfer min:sec	Transporter Unhook hr-clock	Resume Harvest hr-clock	Waiting on Transporter min:sec	Remarks
1	4:51	500	0823	1	1:45	0825	0826	-	Wait on transporter
2	5:26	600	0832	2	1:25	0833	0833	-	Wait on transporter
3	4:18	500	-	On bank	1:28	-	0840	-	Dump on shore
4	4:12	500	0845	1	1:09	0847	0847	-	Wait on transporter
5	4:20	400	0854	2	1:27	0856	0856	-	Dump on shore
6	3:27	400	-	On bank	1:30	-	0902	-	Wait on transporter
7	4:17	500	0907	1	1:31	0909	0909	-	Dump on shore
8	5:06	600	0917	2	1:47	0919	0919	-	Wait on transporter
9	4:25	500	-	-	1:19	-	0925	-	Dump on shore
10	4:31	500	0930	1	1:29	0932	0932	-	Wait on transporter
11	4:32	500	-	-	1:21	-	0938	-	Dump on shore
12	4:11	450	0944	2	1:22	0945	0945	-	Wait on transporter
13	4:55	500	0953	1	1:38	0954	0955	-	Dump on shore
14	3:54	400	-	-	1:37	-	1002	-	Wait on transporter
15	5:56	600	1008	2	1:30	1010	1010	-	Dump on shore
16	4:29	500	-	-	1:28	-	1017	-	Wait on transporter
17	5:31	600	1023	1	1:23	1024	1025	-	Dump on shore
18	6:51	700	1032	2	1:23	1033	1033	-	Wait on transporter
19	4:05	500	1038	1	1:33	1040	1040	-	Dump on shore
20	5:04	600	-	-	1:25	-	1048	-	Wait on transporter
21	4:17	500	-	-	1:19	-	1054	-	Dump on shore
22	5:10	600	-	-	1:26	-	1102	-	" " "
23	5:01	600	1107	2	1:20	1108	1108	-	" " "
24	4:45	500	1114	1	1:23	1115	1116	-	" " "
25	5:35	600	1122	2	1:24	1124	1124	-	" " "
26	5:39	600	-	-	1:31	-	1132	-	" " "
27	4:52	500	1137	1	1:29	1138	1139	-	" " "
28	6:29	600	1146	2	1:23	1148	1148	-	" " "
29	4:29	500	-	-	1:21	-	1154	-	" " "

HARVESTER RECORD
hydrilla

Date: 10 Nov 76 (Continued) Starting Time: 0811 Ending Time: 1600 Weather: Clear and warm

Location: Withlacoochee River, Trails End

Density: 15 tons/acre

Load No.	Time to Harvest Load		Dist. Traveled to Harvest Load ft	Transporter Hookup		Transporter No.	Time to Transfer Load		Transporter Unhook hr-clock	Resume Harvest hr-clock	Waiting on Transporter min:sec	Remarks
	min:sec	hr-clock		min:sec	hr-clock							
30	3:20	1158	400	1:24	1159	2	1:24	1240	-	Lunch	-	
31	5:51	-	500	1:26	-	-	1:26	1248	-	-	-	
32	3:48	1253	400	1:28	1254	2	1:28	1255	-	Wait on transporter	-	
33	5:34	1301	600	1:20	1301	1	1:20	1302	-	-	-	
34	5:41	1308	600	1:34	1310	2	1:34	1310	-	-	-	
35	8:19	1319	800	1:36	1321	1	1:36	1321	-	-	-	
36	5:02	1326	500	1:25	1328	2	1:25	1328	-	-	-	
37	3:50	-	400	1:24	-	-	1:24	1334	-	Dump on shore	-	
38	5:19	1340	600	1:35	1342	1	1:35	1342	-	-	-	
39	5:10	1347	600	1:24	1348	2	1:24	1349	-	-	-	
40	4:39	1354	400	1:23	1356	2	1:23	1356	-	-	-	
41	4:01	1400	450	1:24	1401	2	1:24	1402	-	-	-	
42	4:25	-	500	1:44	-	-	1:44	1409	-	Dump on shore	-	
43	4:05	-	500	1:26	-	-	1:26	1416	-	"	-	
44	4:36	-	500	1:29	-	-	1:29	1423	-	"	-	
45	4:55	-	500	1:24	-	-	1:24	1430	-	"	-	
46	4:50	-	500	1:32	-	-	1:32	1437	-	"	-	
47	5:58	-	600	1:20	-	-	1:20	1445	-	"	-	
48	3:17	1449	400	1:27	1451	1	1:27	1451	-	"	-	
49	3:53	1456	500	1:24	1457	2	1:24	1457	-	"	-	
50	4:19	-	500	1:22	-	-	1:22	1504	-	"	-	
51	4:32	1509	500	1:17	1510	1	1:17	1510	-	"	-	
52	5:01	1515	600	1:22	1517	2	1:22	1517	-	"	-	
53	4:11	1522	500	1:24	1523	1	1:24	1523	-	"	-	
54	5:44	1529	500	1:19	1530	2	1:19	1531	-	"	-	
55	4:23	1536	500	1:23	1537	1	1:23	1538	-	Dump on shore	-	
56	6:24	1545	700	1:25	1546	2	1:25	1546	-	Finish	-	

TRANSPORTER RECORD
hydrilla

Transporter No. 1

Weather: Clear and cool

Ending Time: 1630

Date: 10 Nov 76 Starting Time: 0800

Location: Withlacoochee, River, Trails End

Load No.	Conveyor		Empty Travel		Harvester		Time to Load		Harvester		Full Travel		Conveyor		Unload Time		Remarks
	hr-clock	min:sec	hr-clock	min:sec	hr-clock	min:sec	hr-clock	min:sec	hr-clock	min:sec	hr-clock	min:sec	hr-clock	min:sec	hr-clock	min:sec	
1	0818	6:27	0825	1:45	0827	5:45	0833	4:32									
2	0838	3:55	0846	1:42	0848	5:21	0853	3:04									Wait for truck
3	0900	8:25	0908	1:27	0910	10:01	0920	3:01									
4	0924	7:47	0932	1:28	0933	7:10	0940	3:09									Wait for truck
5	0946	6:14	0954	1:34	0956	6:44	1003	2:34									" "
6	1007	6:39	1025	1:32	1027	6:49	1033	1:37									
7	1035	5:02	1040	1:30	1042	5:12	1103	1:35									Wait for truck and No. 2 transporter
8	1108	4:57	1116	1:21	1117	4:56	1122	1:31									" "
9	1128	4:20	1139	1:25	1140	3:51	1144	1:35									Last load before lunch
10	1255	1:42	1302	1:10	1303	2:14	1306	3:55									
11	1307	4:20	1315	1:33	1318	3:41	1321	1:57									Set clock back 4 min - wait for truck
12	1324	1:40	1336	1:43	1338	1:43	1340	1:57									
13	1342	1:31	1350	1:24	1351	1:45	1353	1:51									Wait for truck
14	1438	1:31	1445	1:22	1446	1:28	1448	2:36									" "
15	1457	2:36	1504	1:27	1506	2:52	1509	1:41									and work on conveyor
16	1512	2:51	1518	1:24	1520	3:02	1523	2:10									Wait for truck
17	1529	-	1532	1:30	1534	2:21	1537	2:11									" " and No. 2 transporter

TRANSPORTER RECORD
hydrilla

Transporter No. 2

Weather: Clear and cool

Ending Time: 1557

Date: 10 Nov 76 Starting Time: 0810

Location: Withlacoochee River, Trails End

Load No.	Conveyor Unhook hr:clock	Empty Travel Time min:sec	Harvester Hookup hr:clock	Time to Load min:sec	Harvester Unhook hr:clock	Full Travel Time min:sec	Conveyor Hookup hr:clock	Unload Time min:sec	Remarks
1	0810	5:34	0824	1:26	0825	7:47	0833	1:50	Wait on dumpttruck
2	0839	8:05	0847	1:28	0848	9:50	0858	2:14	" " "
3	0902	7:08	0909	1:31	0911	7:27	0918	2:25	" " "
4	0926	8:01	0937	1:25	0938	7:31	0946	2:23	
5	0948	7:25	1001	1:32	1003	8:09	1011	1:54	
6	1013	6:32	1025	1:22	1026	7:52	1034	1:35	Wait on dumpttruck
7	1053	6:25	1100	1:21	1101	7:32	1109	1:25	
8	1110	5:01	1115	1:31	1117	5:54	1123	1:51	Wait on dumpttruck
9	1126	5:30	1139	1:25	1140	6:13	1146	0:40	Loaded onto No. 1 transporter
10	1148	2:58	1151	1:22	1152	2:01	1154	4:00	
11	1241	2:25	1250	1:25	1251	2:10	1253	1:34	
12	1255	2:37	1305	1:28	1306	6:40	1313	1:58	
13	1315	2:40	1323	1:24	1324	1:15	1325	1:37	
14	1332	1:49	1344	1:21	1345	3:35	1349	1:22	
15	1350	1:57	1356	1:23	1357	2:11	1440	2:14	
16	1446	2:24	1452	1:24	1453	3:04	1459	1:50	Wait on dumpttruck
17	1505	1:50	1512	1:23	1513	1:43	1515	1:17	" " " " " "
18	1520	2:03	1526	1:22	1527	1:40	1529	1:14	" " " " " "
19	1536	2:04	1541	1:24	1542	2:09	1547	1:10	" " " " " "

TRUCK RECORD
hydrilla

Truck No. 3
Weather: Clear and cool Truck Volume 5 cu yd

Date: 10 Nov 76 Starting Time: 0800

Ending Time: 1630

Roadway Conditions: Dry

Location: Withlacoochee River, Trails Ind

One-way Mileage (from conveyor to disposal: 8/10 miles)

Transporter No.	Truck Load No.	At Conveyor hr-clock	Start Loading hr-clock	Finish Loading hr-clock	Load Weight lb	Leave Conveyor hr-clock	Return to Conv. Site hr-clock	Remarks
1	1	0804	0828	0830	5620	0831	0839	
2	2	0840	0841	0843	5060	0844	0849	
1	3	0850	0851	0853	4020	0854	0901	
2	4	0902	0903	0905	5150	0906	0913	
1	5	0914	0915	0917	4970	0918	0925	
2	6	0926	0928	0930	4500	0931	0936	
1	7	0937	0938	0940	4760	0941	0945	
2	8	0946	0950	0952	5240	0953	0959	
1	9	1000	1001	1003	4310	1004	1008	
2	10	1009	1015	1017	4990	1018	1024	
1	11	1025	1028	1030	-	1031	1054	No weight
2	12	1055	1056	1058	-	1059	1100	" "
1	13	1101	1102	1104	-	1105	1109	" "
2	14	1110	1113	1115	-	1116	1119	" "
1	15	1120	1121	1123	-	1124	1128	" "
2	16	1129	1130	1132	-	1133	1135	" "
1	17	1136	1137	1140	-	1143	1144	" "
2	18	1145	1152	1154	-	1155	1201	" "
2	19	1202	1235	1237	-	1238	1245	" "
2	20	1246	1253	1255	-	1256	-	" "
1	21	-	-	-	-	-	-	" "
-	22	-	-	-	-	-	-	" "
-	23	-	-	-	-	-	-	" "
-	24	-	-	-	-	-	-	" "
-	25	-	-	-	-	-	-	" "
2	26	1329	1330	1332	-	1333	1339	No weight
1	27	1340	1341	1343	-	1344	1347	" "
2	28	1348	1349	1351	-	1352	-	" "

PLANT WEIGHT
hydrilla

Truck No. 3
Truck Volume 5

Date: 10 Nov 76

Location: Withlacoochee River, Trails End

	Scale Readings, lb		Rear Axle Total lb	Truck Total lb	Empty Truck Weight, lb	Plant Weight lb	Truck Load No.
	Left	Right					
3070	3320	5540	11,170	17,560	11,940	5620	1
3000	3320	5130	10,680	17,000	11,940	5060	2
3070	2060	5220	10,830	15,960	11,940	4020	3
3320	3030	5130	10,740	17,090	11,940	5150	4
3420	3290	4700	10,200	16,910	11,940	4970	5
3000	2990	5020	10,450	16,440	11,940	4500	6
3380	3190	4940	10,300	16,700	11,940	4760	7
3350	3020	5390	10,810	17,180	11,940	5240	8
2880	3180	4810	10,190	16,250	11,940	4310	9
3240	3020	5240	10,670	16,930	11,940	4990	10
							11

HARVESTER RECORD
hydrilla

Date: 11 Nov 76

Starting Time: 0810

Ending Time: 1300

Weather: Cloudy and cool

Location: Withlacoochee River, Trails End

Density: 22 tons/acre

Load No.	Time to Harvest Load min:sec	Dist. Traveled to Harvest Load ft	Transporter Hookup hr-clock	Transporter No.	Time to Transfer Load min:sec	Transporter Unhook hr-clock	Resume Harvest hr-clock	Waiting on Transporter min:sec	Remarks
1	6:44	700	0826	2	1:15	0827	0830	-	Move to new harvest area wait on transporter
2	5:52	600	0836	1	1:26	0838	0838	-	Dump on shore
3	4:21	500	-	-	1:27	-	0846	-	Wait on transporter
4	6:27	600	0858	2	1:31	0859	0901	-	" "
5	7:05	800	0913	1	1:18	0915	0915	-	" "
6	11:21	1300	0937	2	1:35	0939	1118	-	" "
7	10:28	1000	-	-	1:17	-	1132	-	Dump on shore
8	7:24	800	1139	1	1:30	1140	1141	-	Dump on shore - lunch
9	4:54	500	1146	2	1:41	1148	1148	-	
10	5:08	600	-	-	1:29	-	1245	-	
11	6:07	700	1259	1	1:23	1300	-	-	

TRANSPORTER RECORD
hydrilla

Transporter No. 1

Weather: Cloudy and cool

Ending Time: 1630

Starting Time: 0800

Location: Withlacoochee River, Trails End

Load No.	Conveyor Unhook hr-clock	Empty Travel Time min:sec	Harvester Hookup hr-clock	Time to Load min:sec	Harvester Unhook hr-clock	Full Travel Time min:sec	Conveyor Hookup hr-clock	Unload Time min:sec	Remarks
1	0814	12:30	0833	1:29	0834	13:25	0847	2:30	
2	0850	19:04	0910	1:26	0912	20:21	0932	2:30	
3	0935	Back to shore			Shut down No. 1 transporter	0953			Harvester broken down
4	1110	15:19	1136	1:40	1137	15:04	1153	2:31	
	1237	16:28	1255	1:39	1257	14:38	1312	1:29	Harvester losing oil - back to shore

TRANSPORTER RECORD
hydrilla

Transporter No. 2

Weather: Clear and cool

Ending Time:

Date: 11 Nov 76 Starting Time: 0813

Location: Withlacoochee River, Trails End

Load No.	Conveyor		Empty Travel		Harvester		Time to Load		Harvester		Full Travel		Conveyor		Unload Time		Remarks
	hr-clock	min:sec	hr-clock	min:sec	hr-clock	min:sec	hr-clock	min:sec	hr-clock	min:sec	hr-clock	min:sec	hr-clock	min:sec	hr-clock	min:sec	
1	0813	10:11	0823	1:13	0824	8:58	0833	1:35	0824	8:58	0833	1:35	0833	1:35			Three fittings broke before lunch 0938, 1120, 1153, replaced while stopped.
2	0835	19:35	0855	1:30	0856	22:56	0919	3:35	0856	22:56	0919	3:35	0919	3:35			
3	0923	11:57	0935	1:28	0936	15:49	0952	2:52	0936	15:49	0952	2:52	0952	2:52			
4	1114	22:31	1143	1:22	1144	28:45	1213	2:01	1144	28:45	1213	2:01	1213	2:01			
5	1432	7:03	1442	1:20	1443	8:11	1451	-	1443	8:11	1451	-	1451	-			

TRUCK RECORD
hydrilla

Truck No. _____
Truck Volume _____ cu yd

Weather: _____

Ending Time: _____

Starting Time: 0800

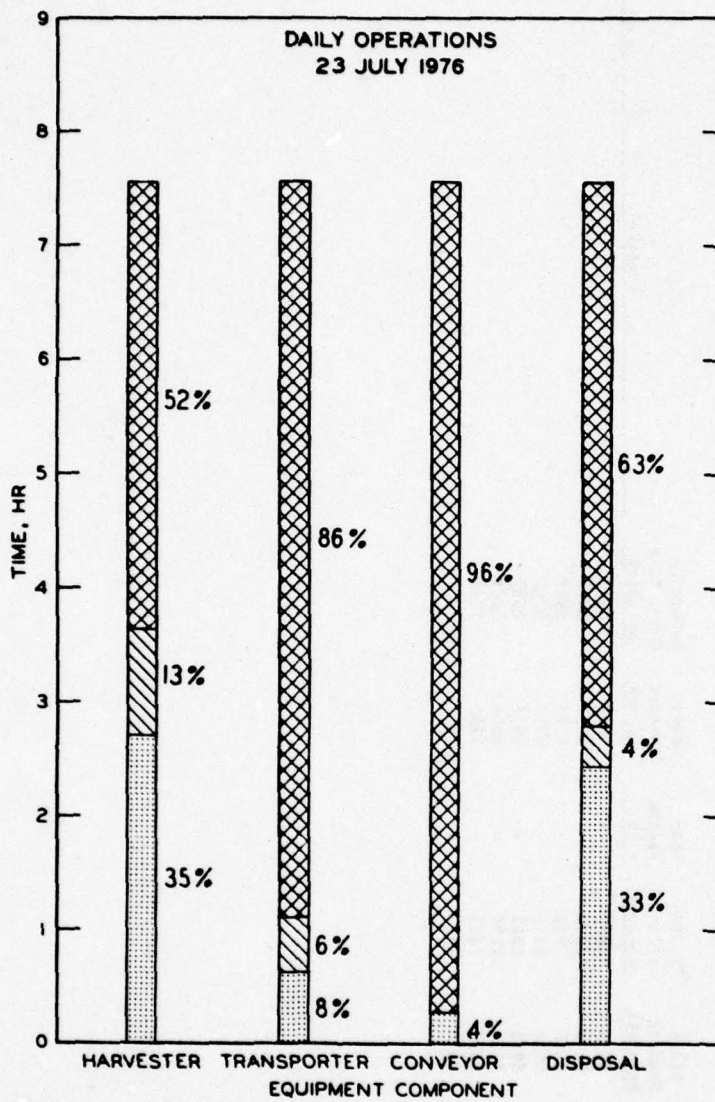
Date: 11 Nov 76

Roadway Conditions:




Location: Withlacoochee River, Trails End

One-way Mileage (from conveyor to disposal: _____ miles)

Transporter No.	Truck Load No.	At Conveyor hr-clock	Start Loading hr-clock	Finish Loading hr-clock	Load Weight lb	Leave Conveyor hr-clock	Return to Conv. Site hr-clock	Remarks
2	1	0809	0836	0838	-	0838	0843	
1	2	0844	0848	0850	-	0851	0855	
2	3	0856	0920	0922	-	0923	0929	
1	4	0930	0934	0936	-	0937	0941	
2	5	0942	0953	0955	-	0956	1003	
-	6	1004	1153	1155	-	0956	1201	
-	7	1201	1213	1215	-	1216	1221	
-	8	1222	1313	1315	-	-	-	



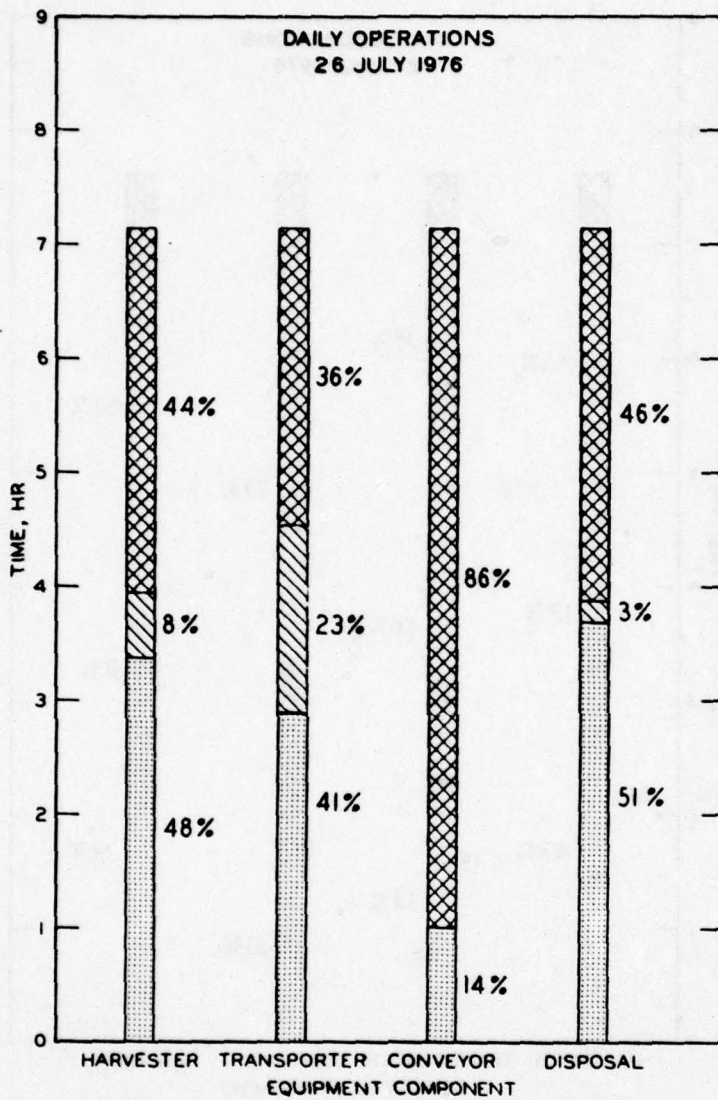
LEGEND

-  PRIMARY FUNCTIONAL
-  SECONDARY FUNCTIONAL
-  NONFUNCTIONAL

**ST. JOHNS RIVER
MECHANICAL HARVESTING TESTS
AQUA TRIO**

TEST SITE 2AT-13

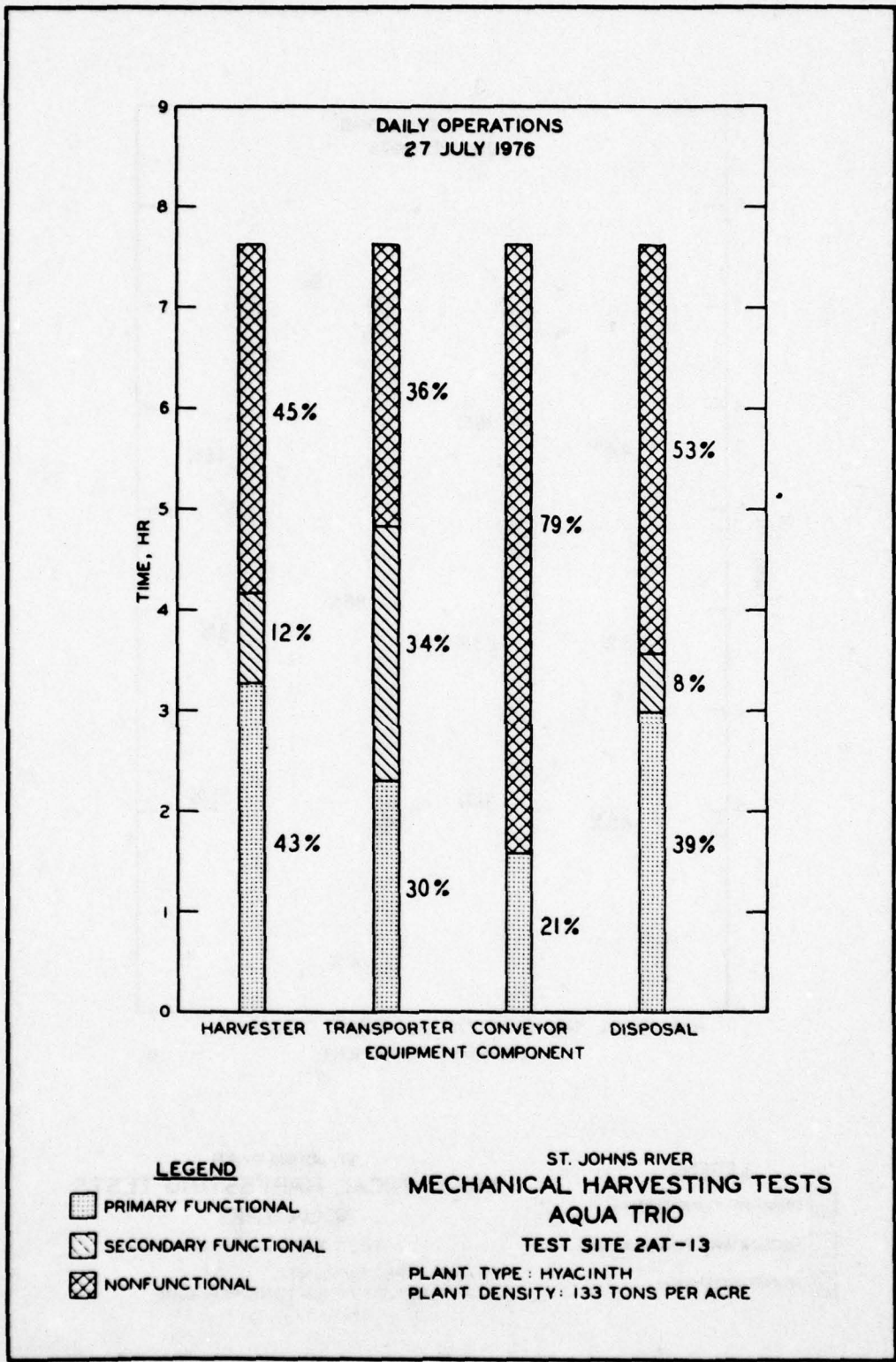
PLANT TYPE: HYACINTH
PLANT DENSITY: 133 TONS PER ACRE

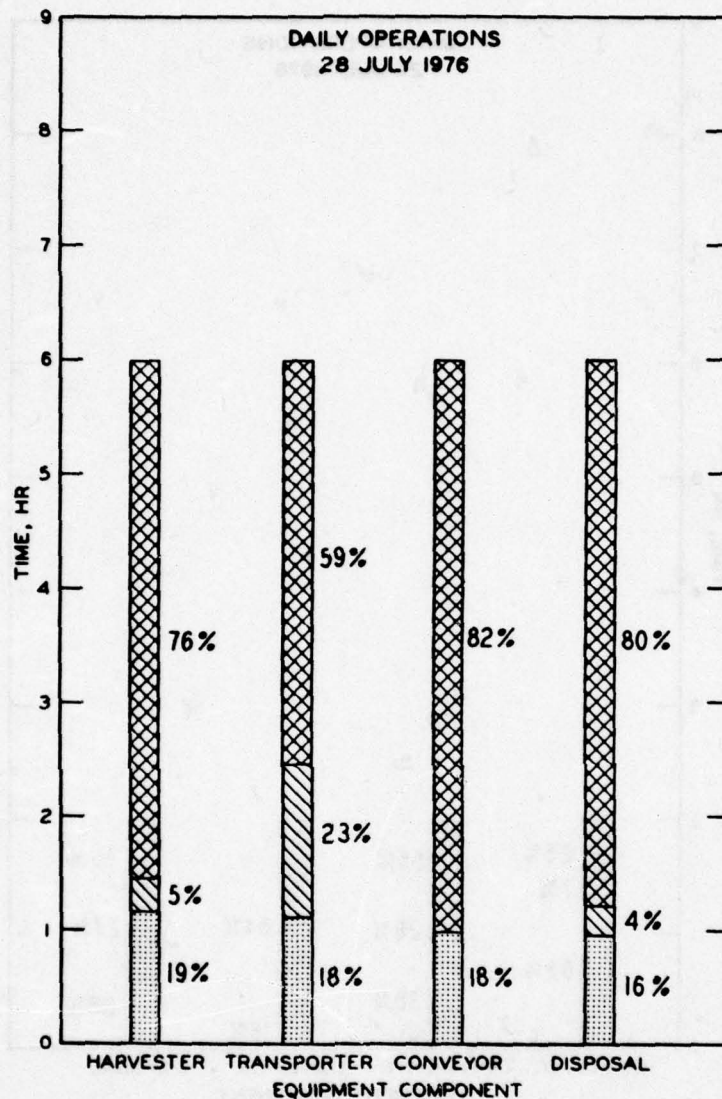


LEGEND




- PRIMARY FUNCTIONAL
- SECONDARY FUNCTIONAL
- NONFUNCTIONAL

ST. JOHNS RIVER
MECHANICAL HARVESTING TESTS
AQUA TRIO
 TEST SITE 2AT-13A
 PLANT TYPE: HYACINTH
 PLANT DENSITY: 83 TONS PER ACRE





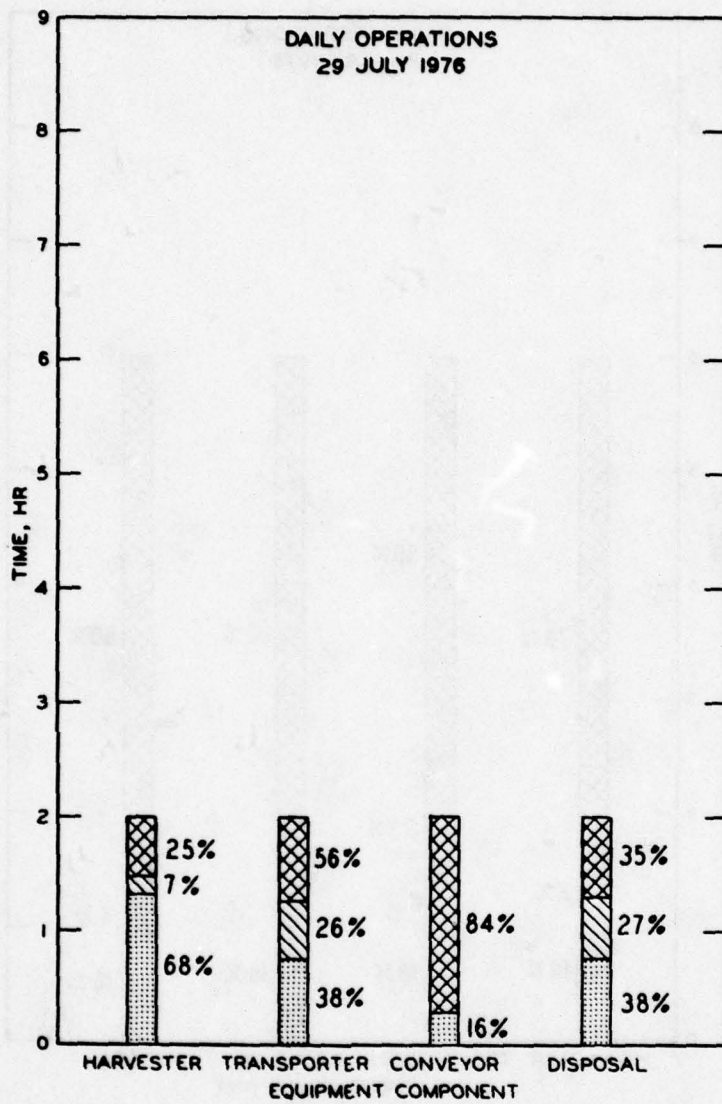
LEGEND

-  PRIMARY FUNCTIONAL
-  SECONDARY FUNCTIONAL
-  NONFUNCTIONAL

ST. JOHNS RIVER
**MECHANICAL HARVESTING TESTS
AQUA TRIO**

TEST SITE 2AT-13

PLANT TYPE: HYACINTH
PLANT DENSITY: 133 TONS PER ACRE



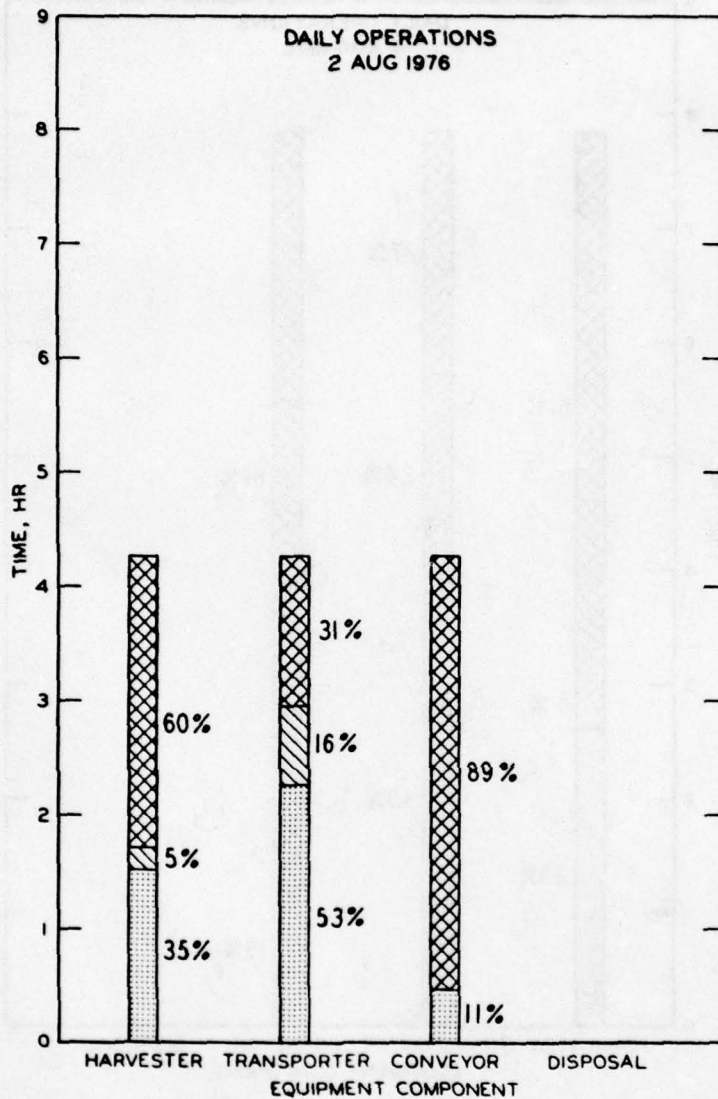
LEGEND

- PRIMARY FUNCTIONAL
- SECONDARY FUNCTIONAL
- NONFUNCTIONAL

ST. JOHNS RIVER
**MECHANICAL HARVESTING TESTS
AQUA TRIO**

TEST SITE 2AT-13

PLANT TYPE: HYACINTH
PLANT DENSITY: 133 TONS PER ACRE




LEGEND

- PRIMARY FUNCTIONAL
- SECONDARY FUNCTIONAL
- NONFUNCTIONAL




ST. JOHNS RIVER
**MECHANICAL HARVESTING TESTS
AQUA TRIO**

TEST SITE 2AT-1383

PLANT TYPE: HYACINTH
PLANT DENSITY: 106 TONS PER ACRE



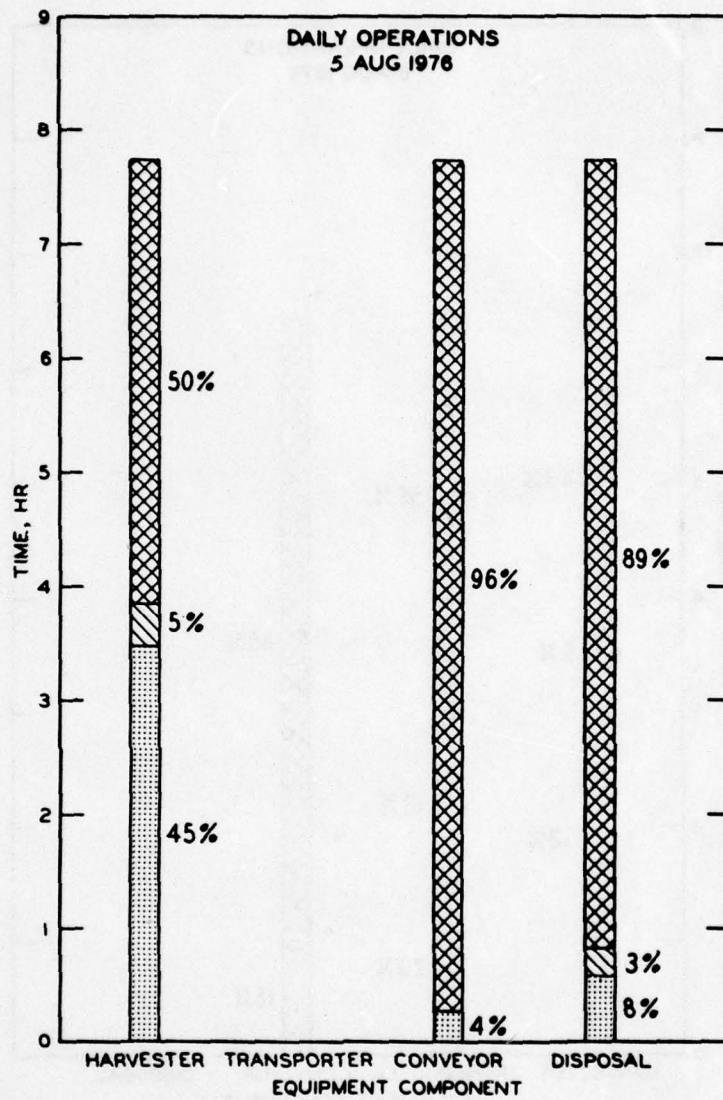
LEGEND

-  PRIMARY FUNCTIONAL
-  SECONDARY FUNCTIONAL
-  NONFUNCTIONAL




ST. JOHNS RIVER
MECHANICAL HARVESTING TESTS
AQUA TRIO

TEST SITE 2AT-13B3

PLANT TYPE: HYACINTH
PLANT DENSITY: 106 TONS PER ACRE



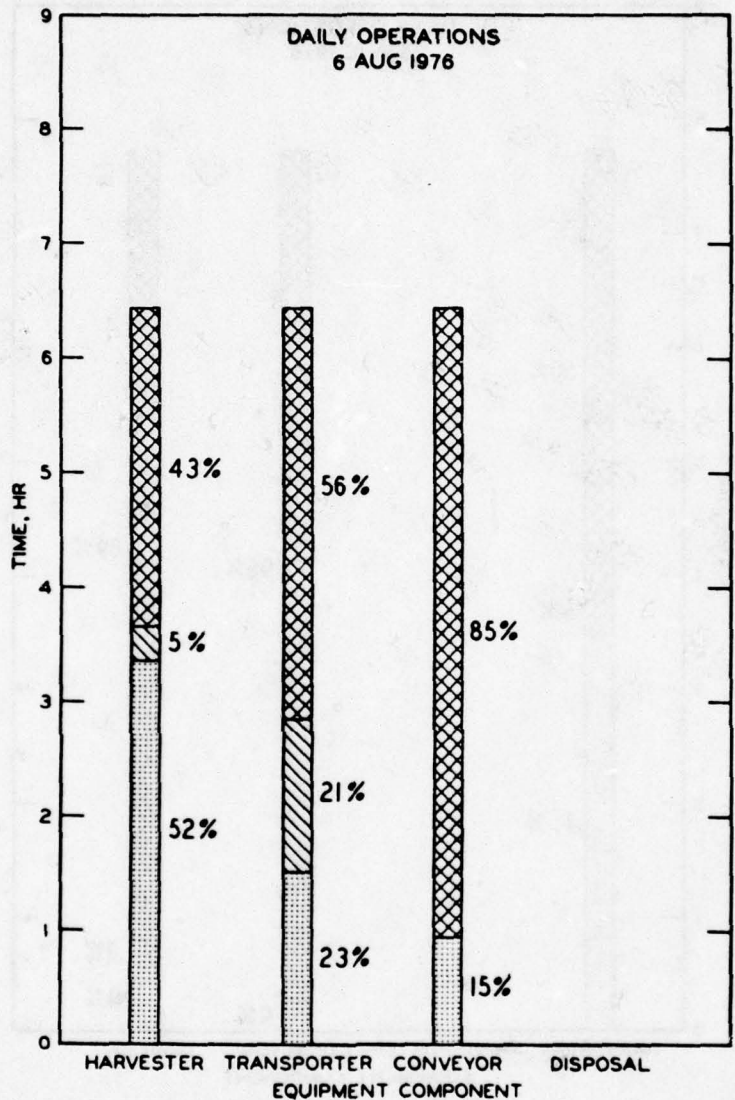
LEGEND

-  PRIMARY FUNCTIONAL
-  SECONDARY FUNCTIONAL
-  NONFUNCTIONAL

**ST. JOHNS RIVER
MECHANICAL HARVESTING TESTS
AQUA TRIO**

TEST SITE 2AT-13B1

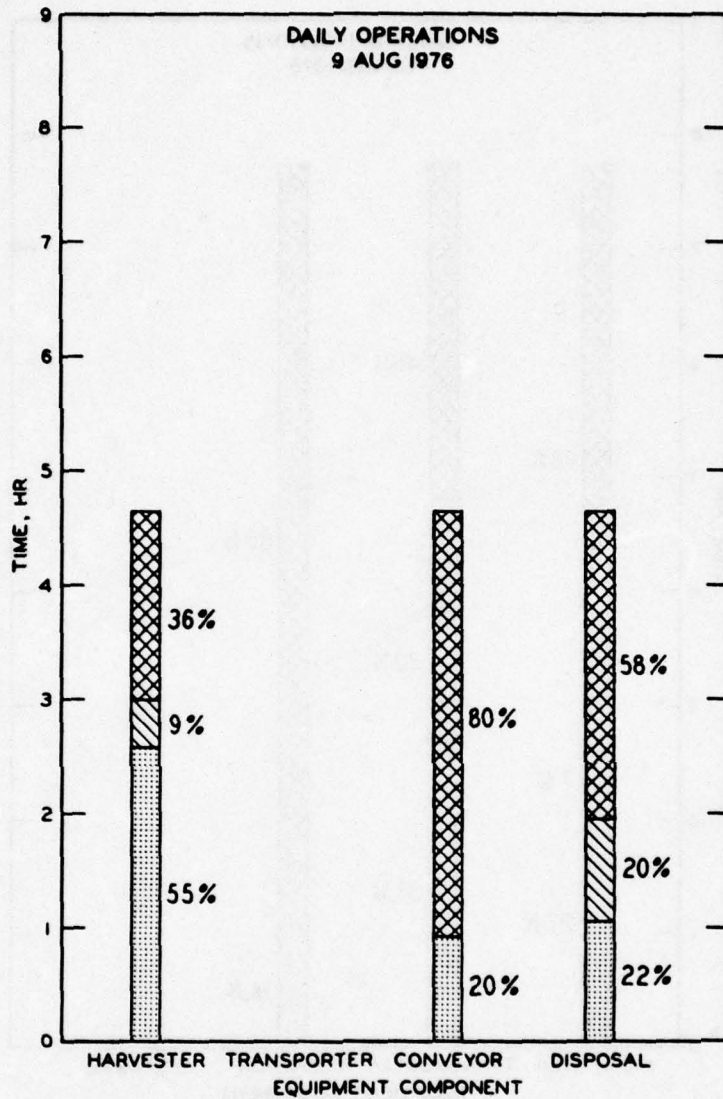
PLANT TYPE: HYACINTH
PLANT DENSITY: 118 TONS PER ACRE






LEGEND

- PRIMARY FUNCTIONAL
- SECONDARY FUNCTIONAL
- NONFUNCTIONAL

ST. JOHNS RIVER
MECHANICAL HARVESTING TESTS
AQUA TRIO
 TEST SITE 2AT-13B2
 PLANT TYPE: HYACINTH
 PLANT DENSITY: 114 TONS PER ACRE



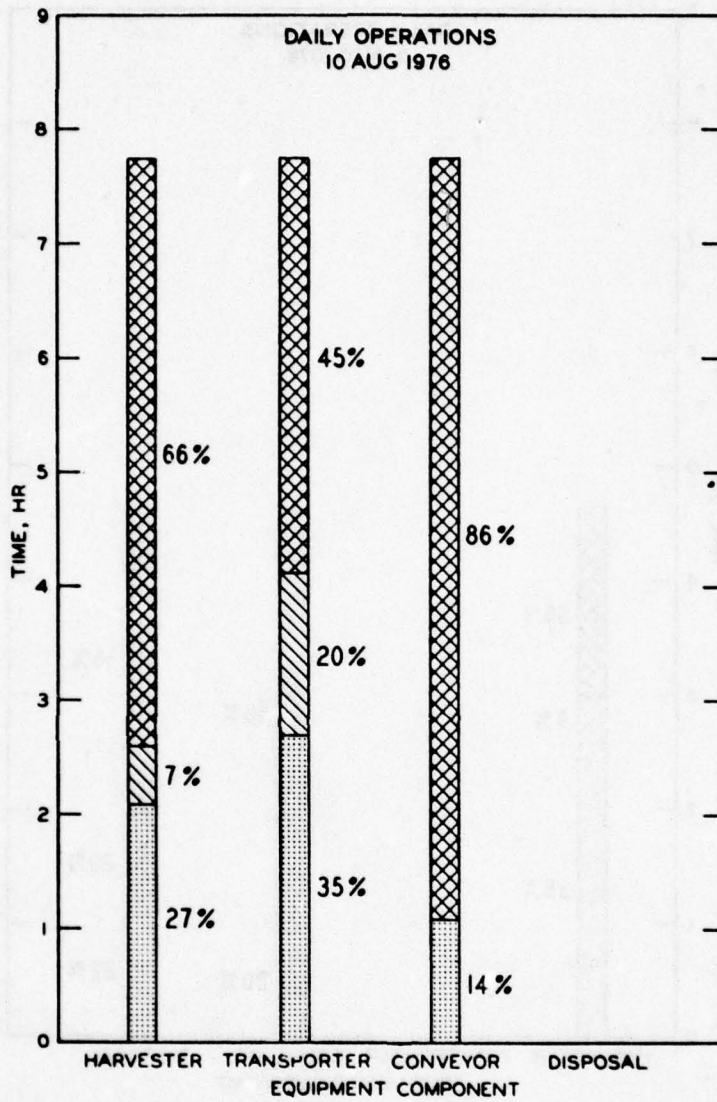
LEGEND

-  PRIMARY FUNCTIONAL
-  SECONDARY FUNCTIONAL
-  NONFUNCTIONAL

ST. JOHNS RIVER
MECHANICAL HARVESTING TESTS
AQUA TRIO

TEST SITE 2AT-13B3

PLANT TYPE: HYACINTH
PLANT DENSITY: 106 TONS PER ACRE



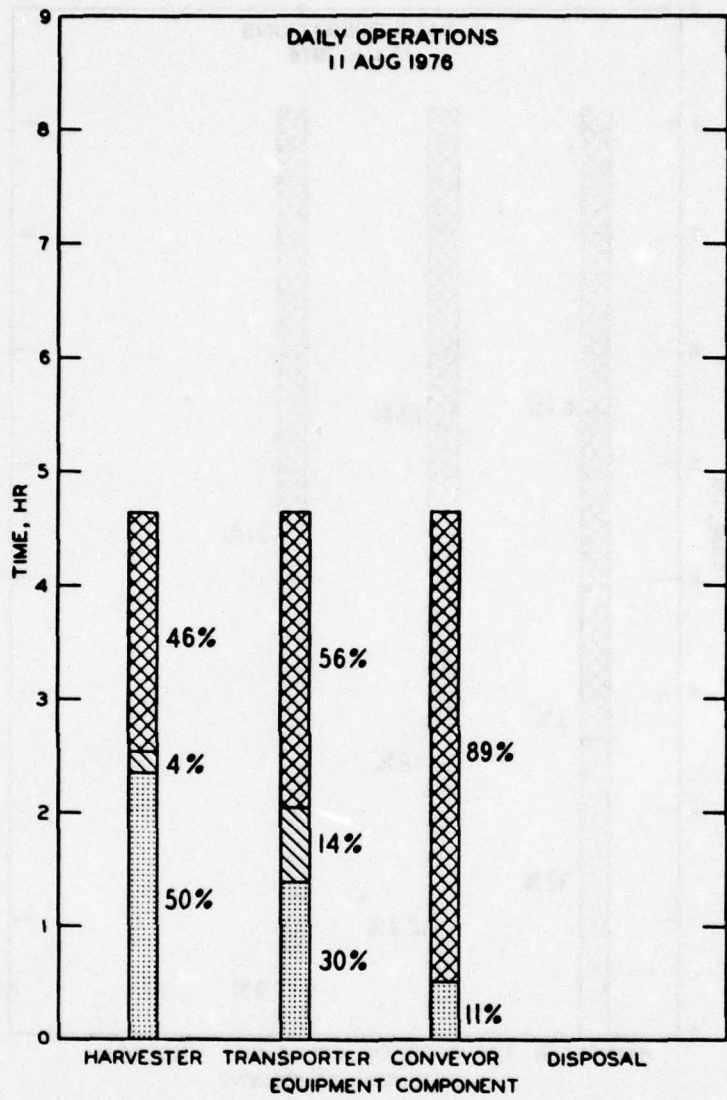
LEGEND

- PRIMARY FUNCTIONAL
- SECONDARY FUNCTIONAL
- NONFUNCTIONAL




ST. JOHNS RIVER
MECHANICAL HARVESTING TESTS
AQUA TRIO

TEST SITE 2AT-13B3

PLANT TYPE: HYACINTH
PLANT DENSITY: 106 TONS PER ACRE



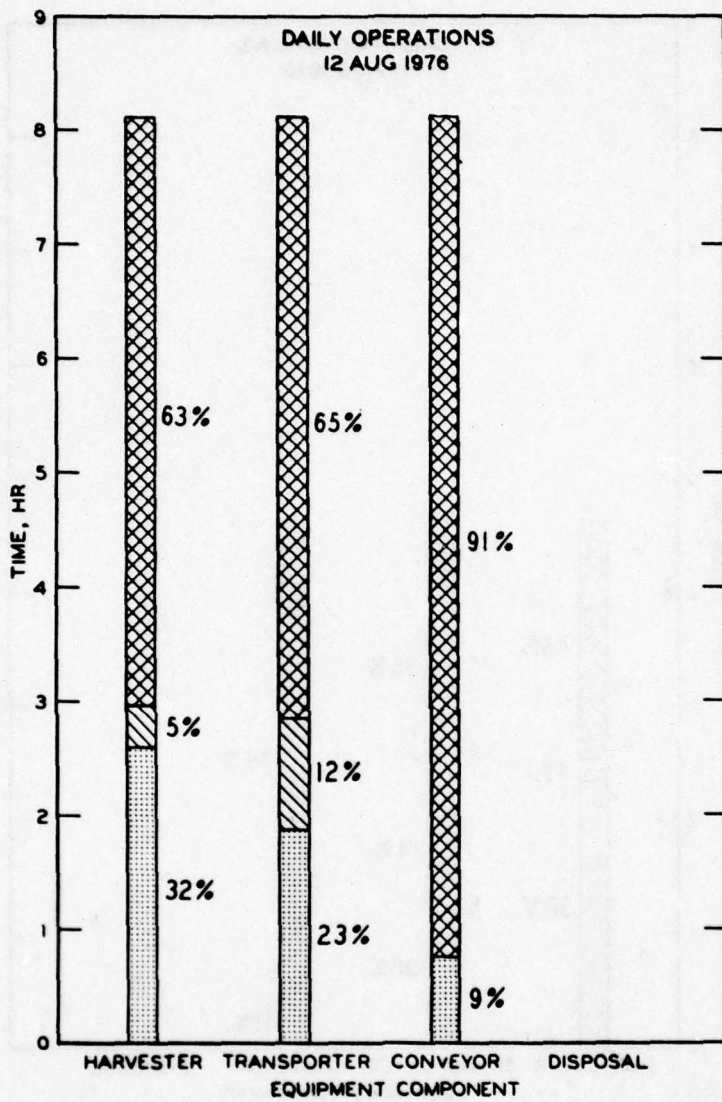
LEGEND

-  PRIMARY FUNCTIONAL
-  SECONDARY FUNCTIONAL
-  NONFUNCTIONAL




ST. JOHNS RIVER
MECHANICAL HARVESTING TESTS
AQUA TRIO

TEST SITE 2AT-13B4

PLANT TYPE: HYACINTH
PLANT DENSITY: 84 TONS PER ACRE



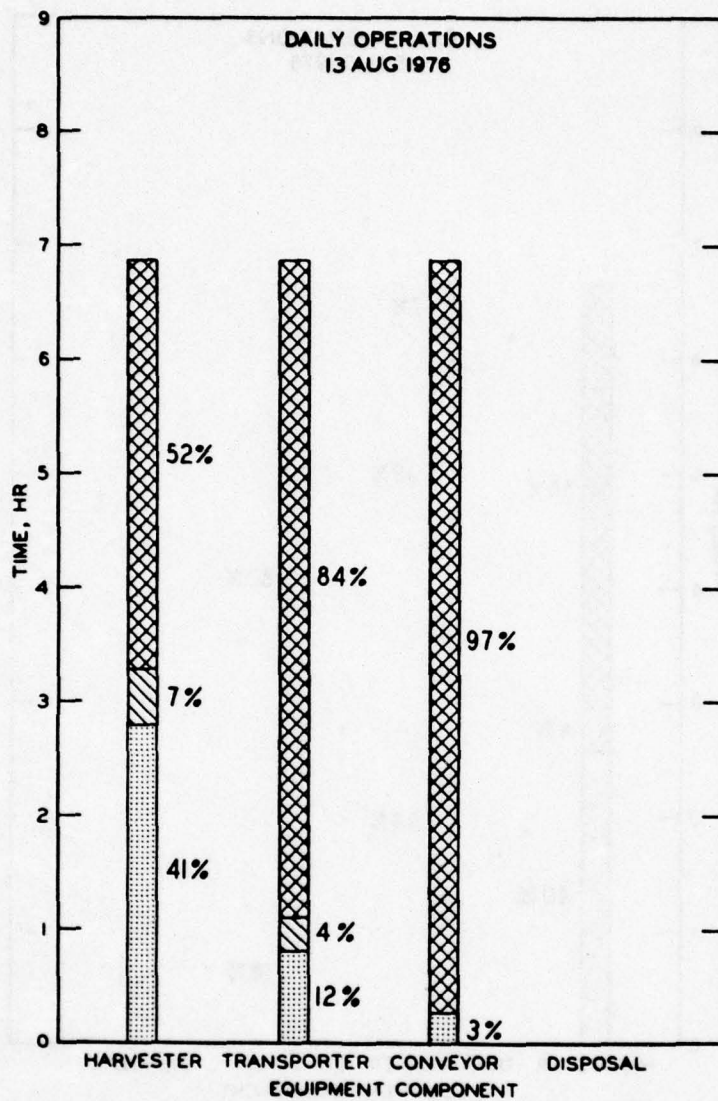
LEGEND

-  PRIMARY FUNCTIONAL
-  SECONDARY FUNCTIONAL
-  NONFUNCTIONAL




ST. JOHNS RIVER
**MECHANICAL HARVESTING TESTS
AQUA TRIO**

TEST SITE 2AT-13B4

PLANT TYPE: HYACINTH
PLANT DENSITY: 84 TONS PER ACRE



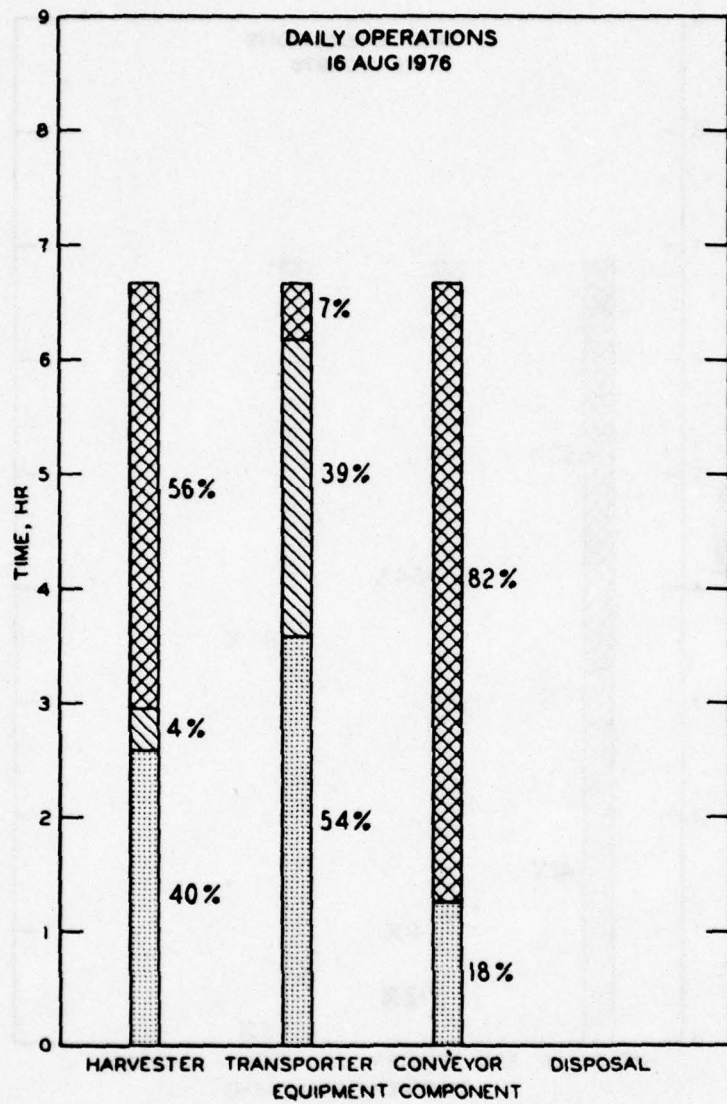
LEGEND

-  PRIMARY FUNCTIONAL
-  SECONDARY FUNCTIONAL
-  NONFUNCTIONAL

**ST. JOHNS RIVER
MECHANICAL HARVESTING TESTS
AQUA TRIO**

TEST SITE 2AT-13B4

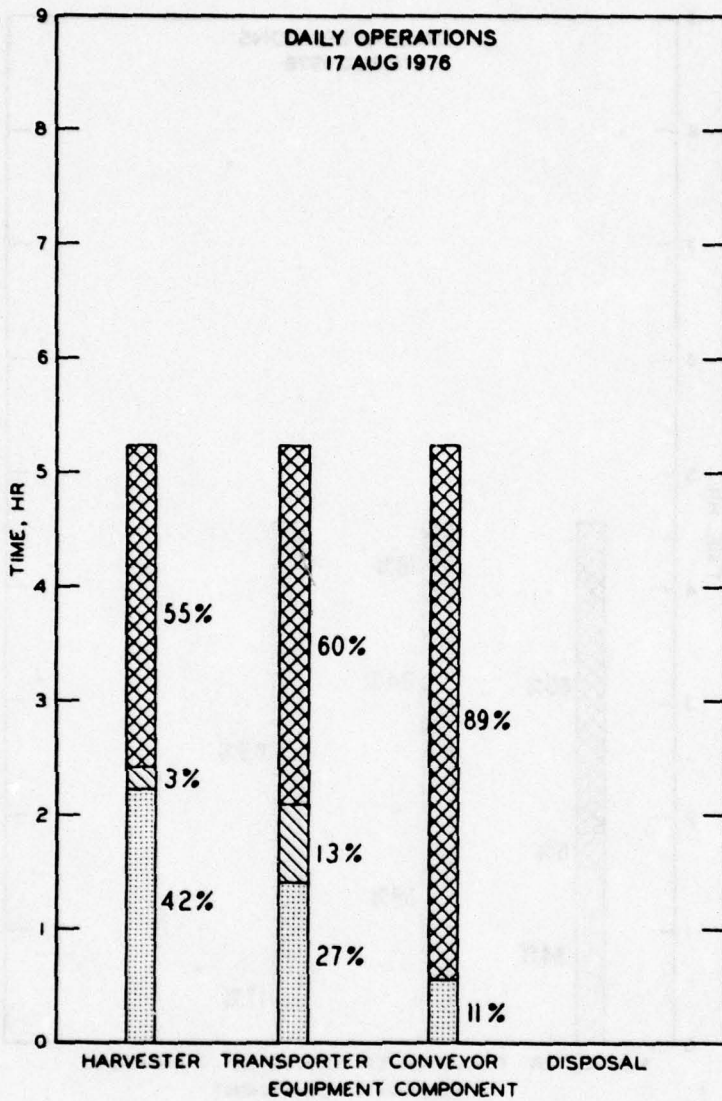
PLANT TYPE: HYACINTH
PLANT DENSITY: 84 TONS PER ACRE



- LEGEND**
- PRIMARY FUNCTIONAL
 - ▨ SECONDARY FUNCTIONAL
 - ▩ NONFUNCTIONAL

ST. JOHNS RIVER
**MECHANICAL HARVESTING TESTS
AQUA TRIO**

TEST SITE 2AT-13B5
PLANT TYPE: HYACINTH
PLANT DENSITY: 110 TONS PER ACRE

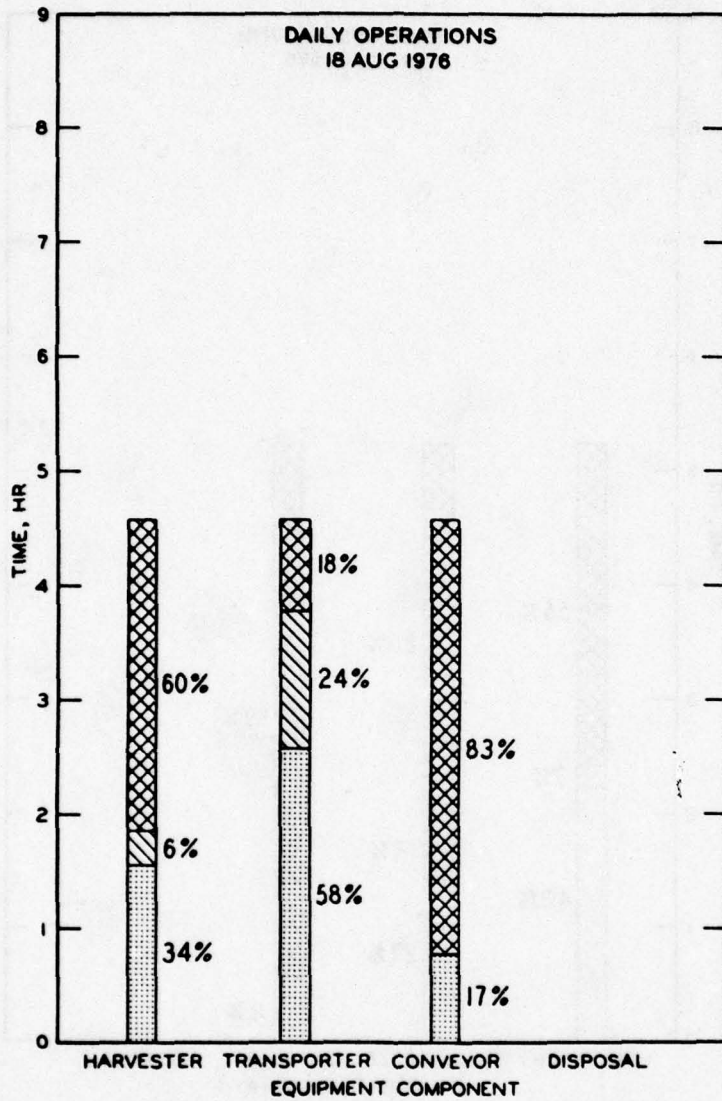


- LEGEND**
- PRIMARY FUNCTIONAL
 - SECONDARY FUNCTIONAL
 - NONFUNCTIONAL




ST. JOHNS RIVER
MECHANICAL HARVESTING TESTS
AQUA TRIO

TEST SITE 2AT-13B5

PLANT TYPE: HYACINTH
PLANT DENSITY: 110 TONS PER ACRE



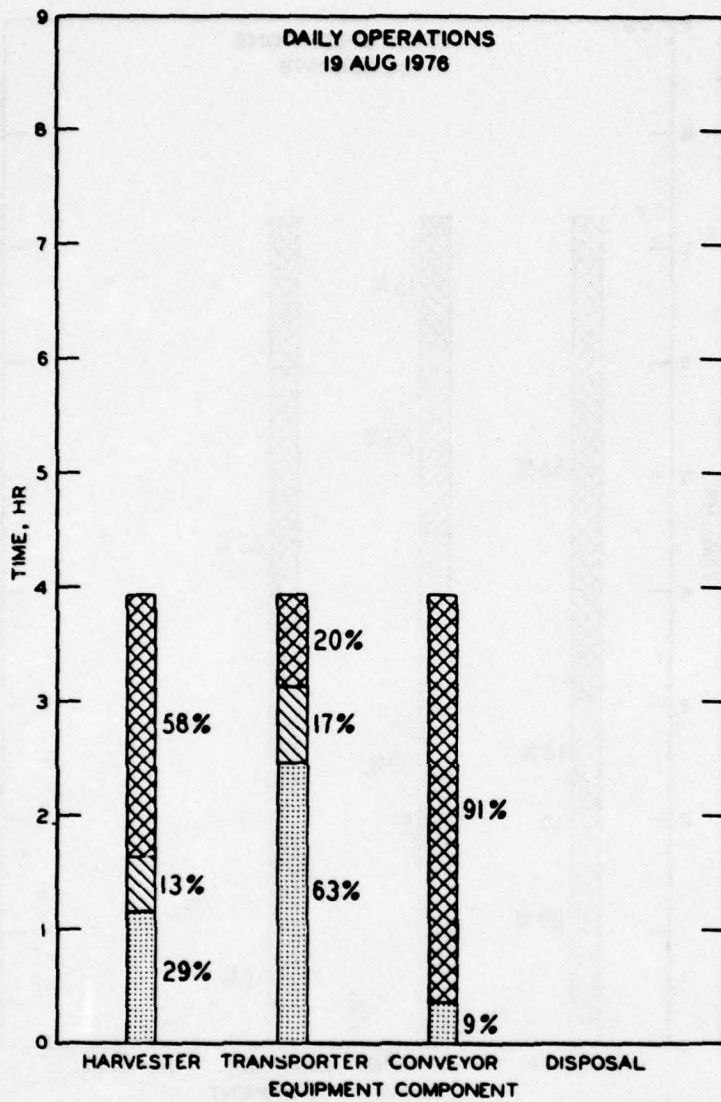
LEGEND

-  PRIMARY FUNCTIONAL
-  SECONDARY FUNCTIONAL
-  NONFUNCTIONAL




ST. JOHNS RIVER
**MECHANICAL HARVESTING TESTS
AQUA TRIO**

TEST SITE 2AT-18B

PLANT TYPE: HYACINTH
PLANT DENSITY: 61 TONS PER ACRE



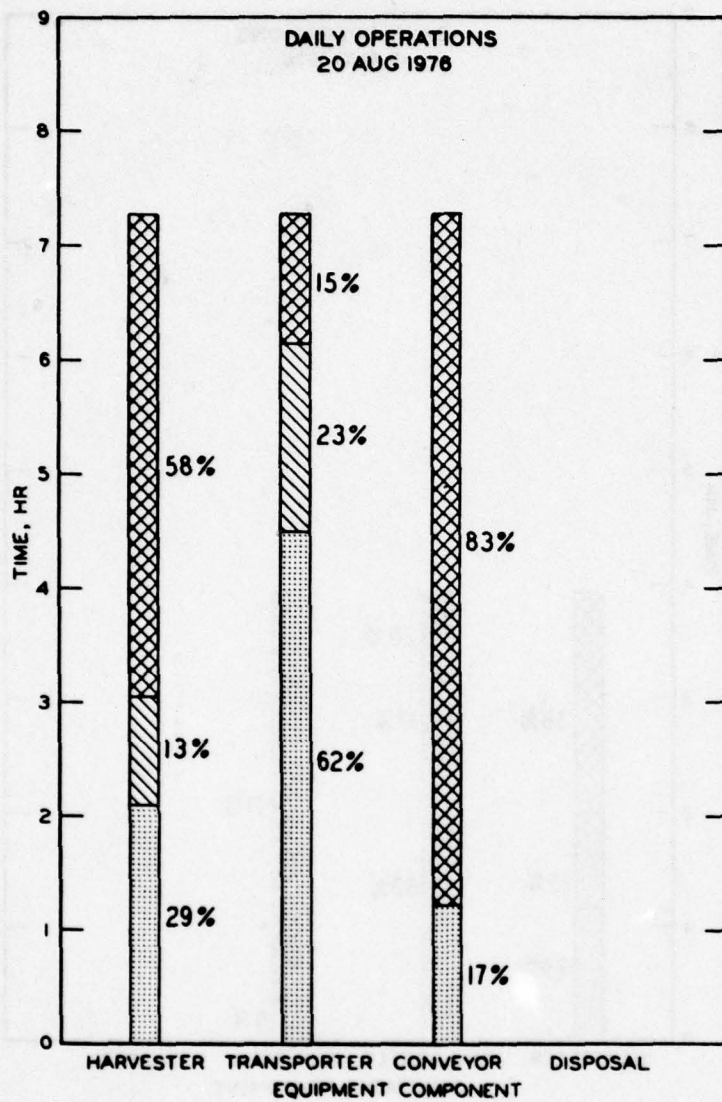
LEGEND




-  PRIMARY FUNCTIONAL
-  SECONDARY FUNCTIONAL
-  NONFUNCTIONAL

ST. JOHNS RIVER
**MECHANICAL HARVESTING TESTS
AQUA TRIO**

TEST SITE 2AT-18B

PLANT TYPE: HYACINTH
PLANT DENSITY: 61 TONS PER ACRE

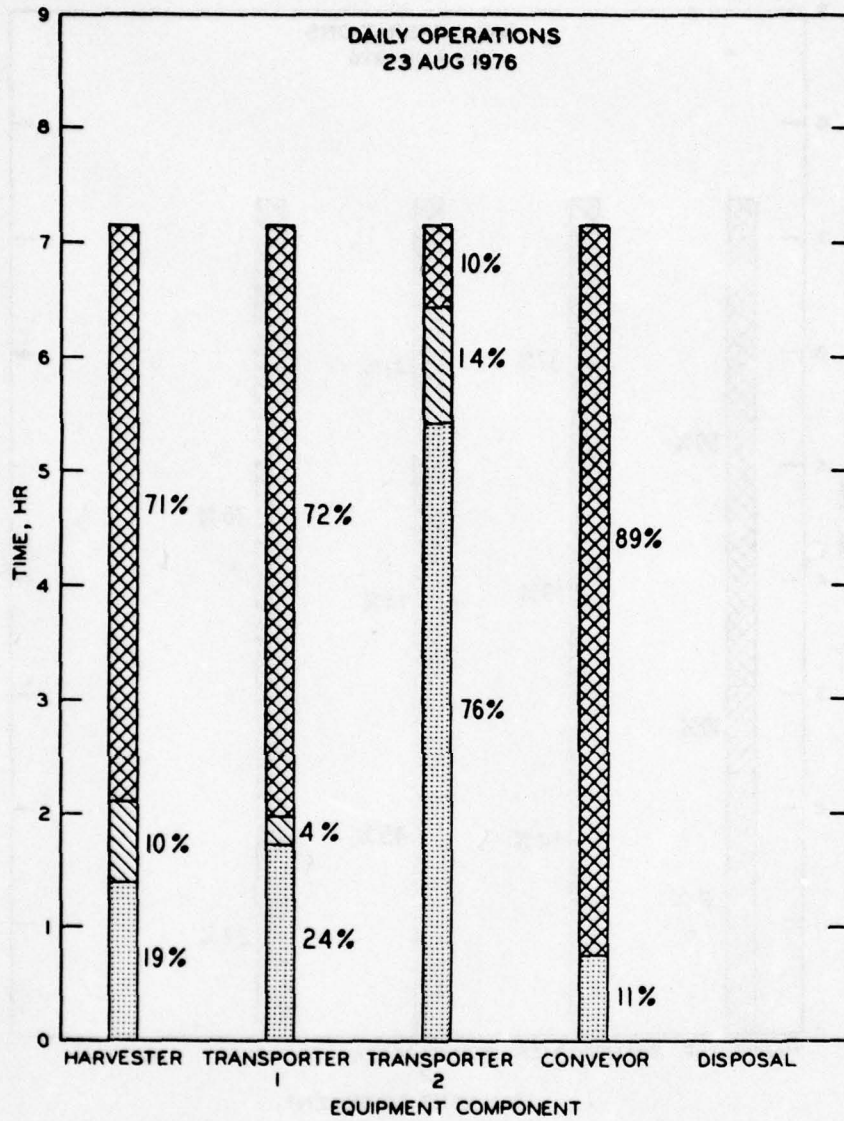


- LEGEND**
-  PRIMARY FUNCTIONAL
 -  SECONDARY FUNCTIONAL
 -  NONFUNCTIONAL

ST. JOHNS RIVER
MECHANICAL HARVESTING TESTS
AQUA TRIO

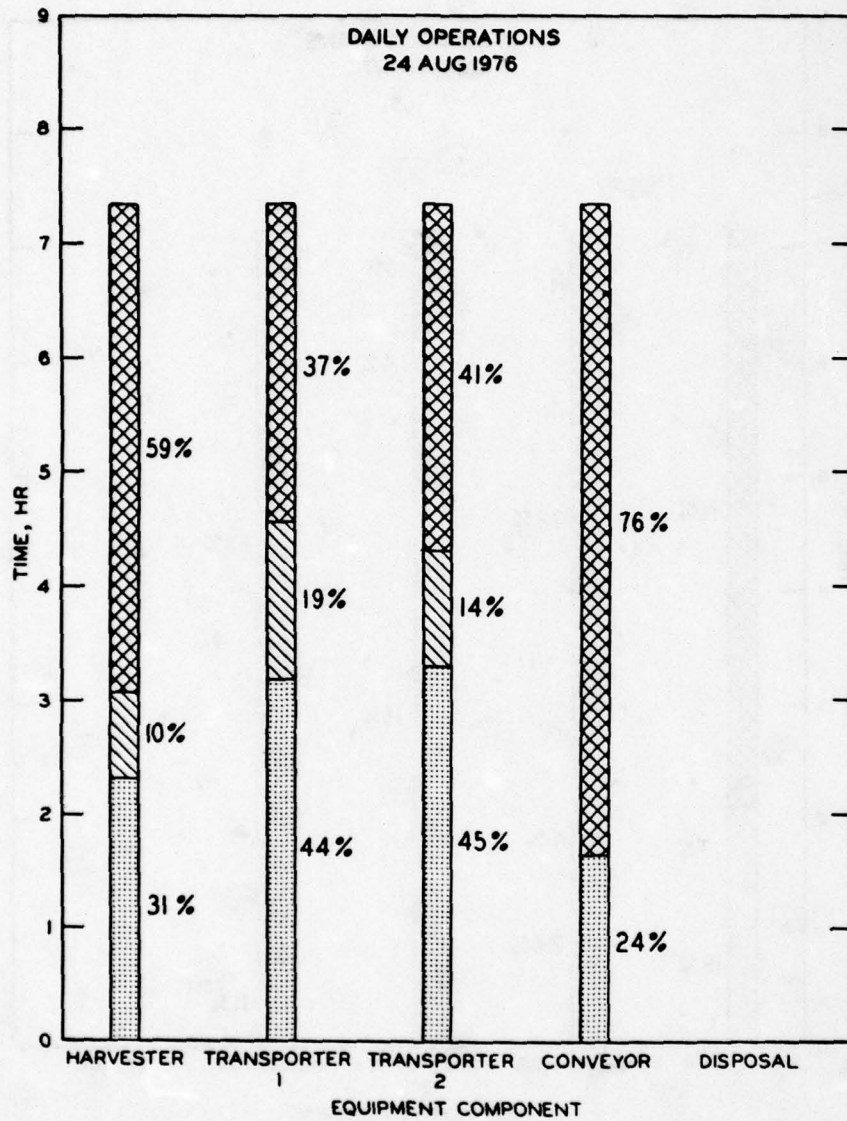
TEST SITE 2AT-18C

PLANT TYPE: HYACINTH
PLANT DENSITY: 48 TONS PER ACRE



- LEGEND**
- PRIMARY FUNCTIONAL
 - SECONDARY FUNCTIONAL
 - NONFUNCTIONAL

ST. JOHNS RIVER
MECHANICAL HARVESTING TESTS
AQUA TRIO
TEST SITE 2AT-18E
PLANT TYPE: HYACINTH
PLANT DENSITY: 130 TONS PER ACRE

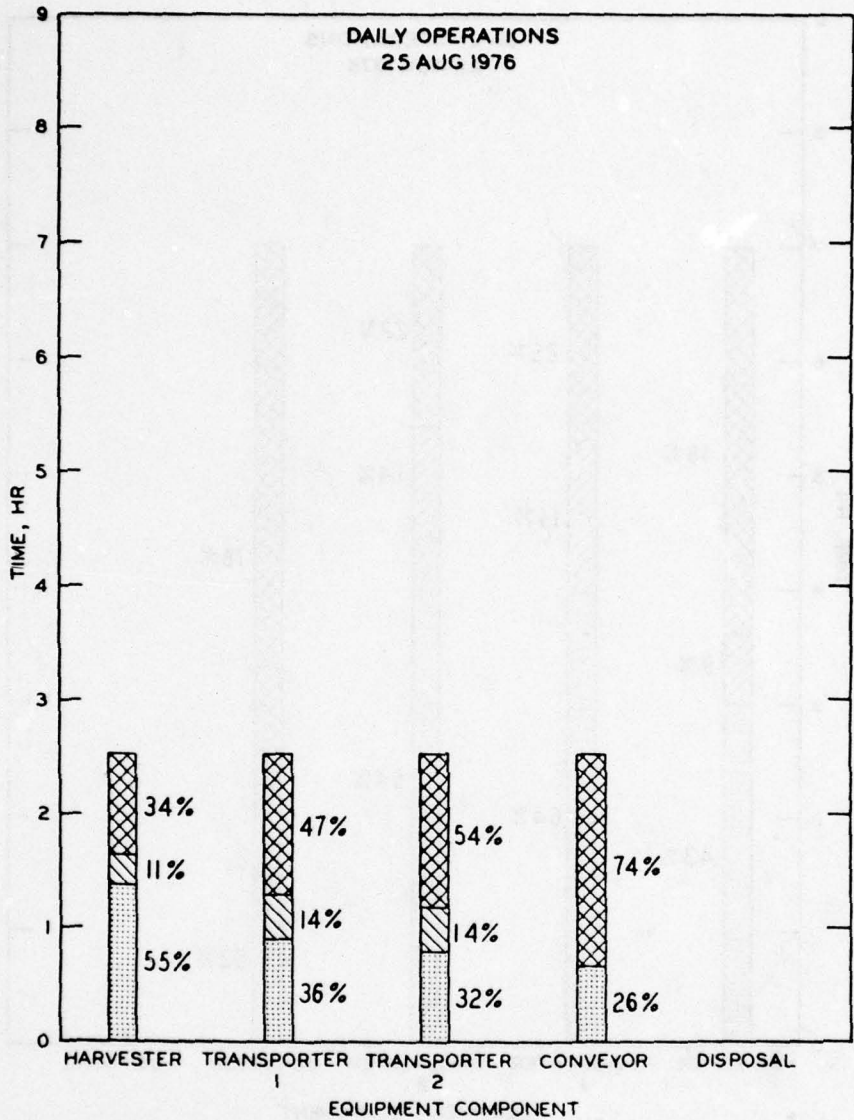


- LEGEND**
- PRIMARY FUNCTIONAL
 - SECONDARY FUNCTIONAL
 - NONFUNCTIONAL

ST. JOHNS RIVER
**MECHANICAL HARVESTING TESTS
AQUA TRIO**

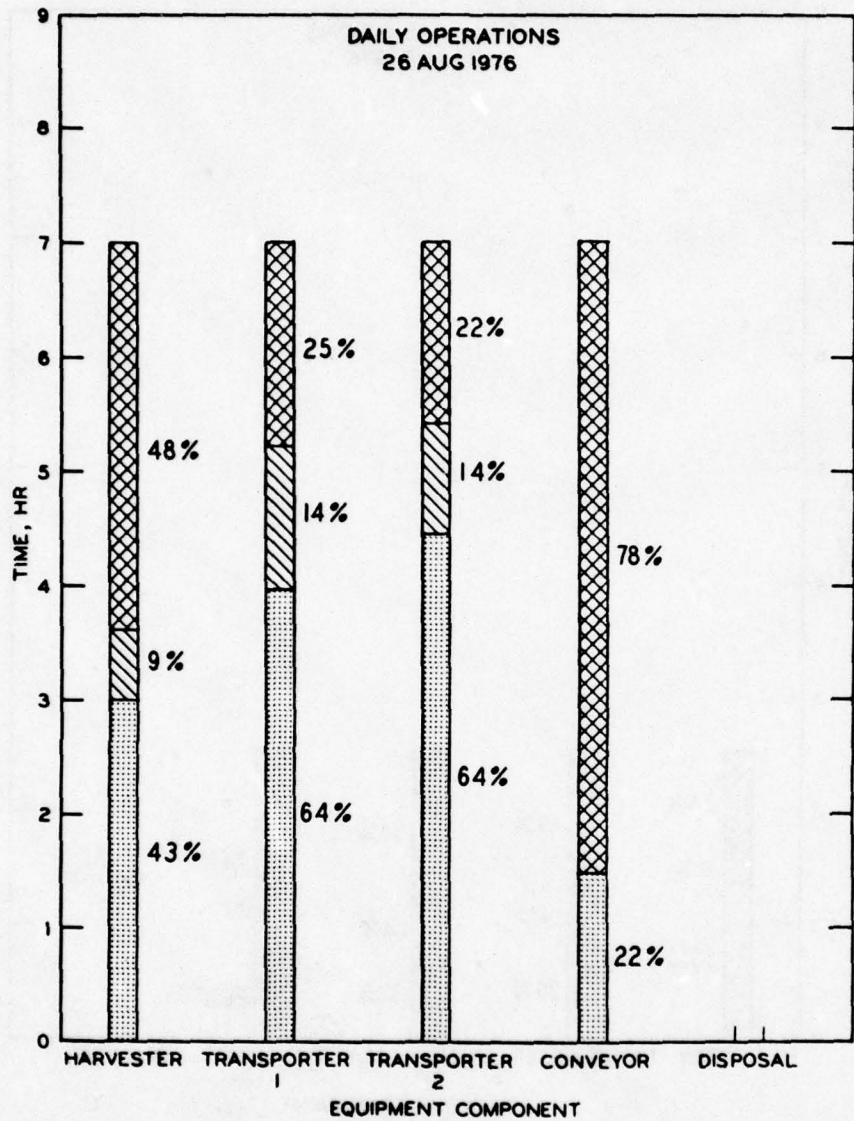
TEST SITE 2AT-18E




PLANT TYPE: HYACINTH
PLANT DENSITY: 130 TONS PER ACRE



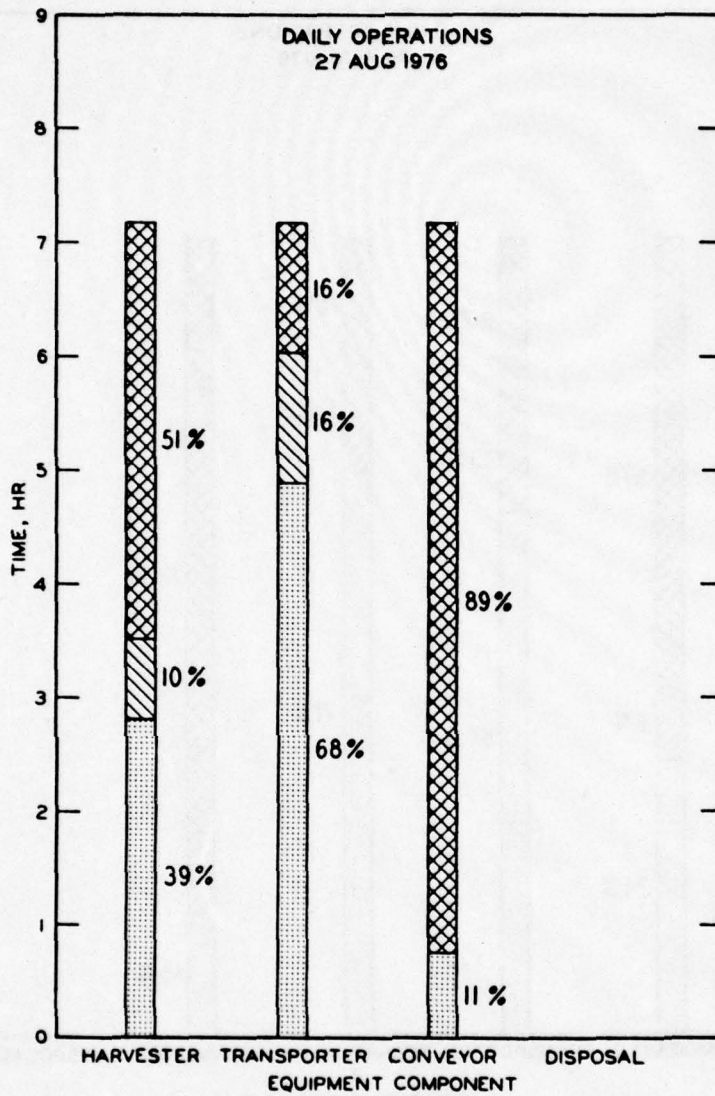
- LEGEND**
- PRIMARY FUNCTIONAL
 - SECONDARY FUNCTIONAL
 - NONFUNCTIONAL

ST. JOHNS RIVER
MECHANICAL HARVESTING TESTS
AQUA TRIO
TEST SITE 2AT-18A
PLANT TYPE: HYACINTH
PLANT DENSITY: 44 TONS PER ACRE






- LEGEND**
-  PRIMARY FUNCTIONAL
 -  SECONDARY FUNCTIONAL
 -  NONFUNCTIONAL

ST. JOHNS RIVER
MECHANICAL HARVESTING TESTS
AQUA TRIO
TEST SITE 2AT-18F & D
PLANT TYPE: HYACINTH
PLANT DENSITY: 48 & 151 TONS PER ACRE



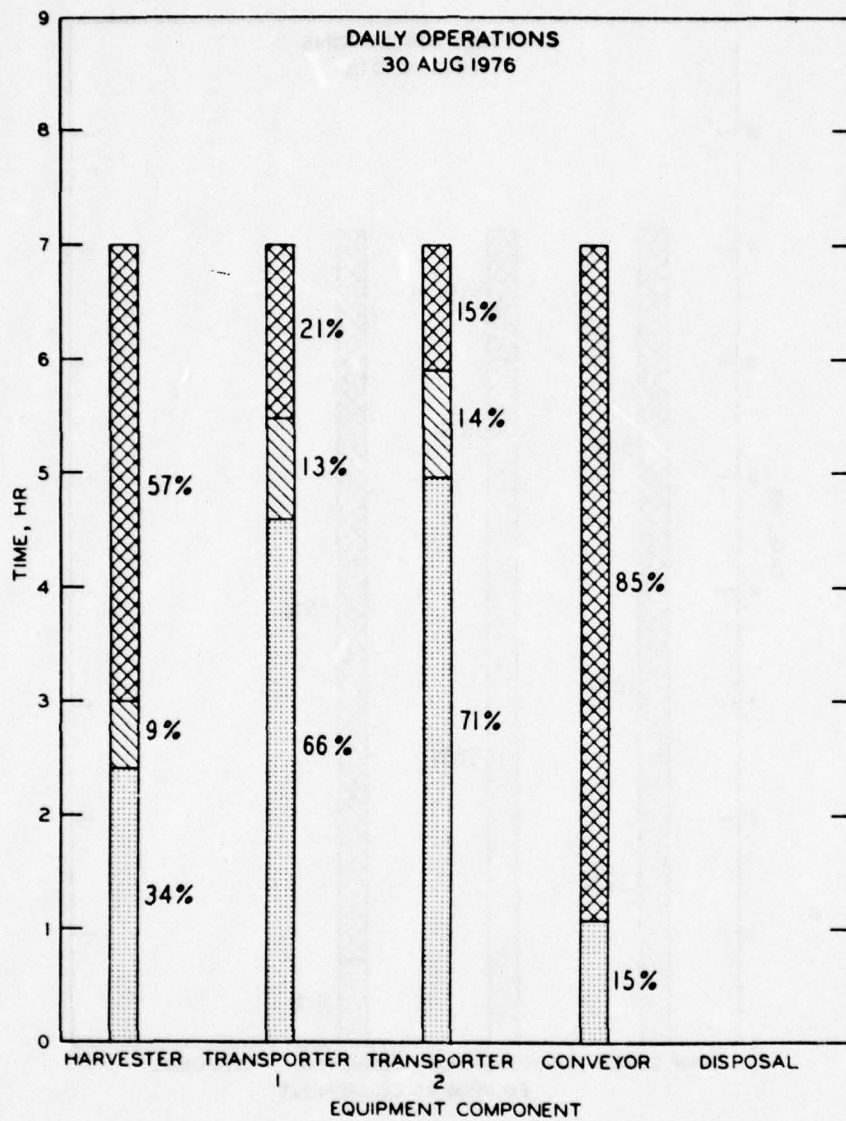
LEGEND

-  PRIMARY FUNCTIONAL
-  SECONDARY FUNCTIONAL
-  NONFUNCTIONAL

ST. JOHNS RIVER
**MECHANICAL HARVESTING TESTS
AQUA TRIO**

TEST SITE 2AT-18E

PLANT TYPE: HYACINTH
PLANT DENSITY: 130 TONS PER ACRE

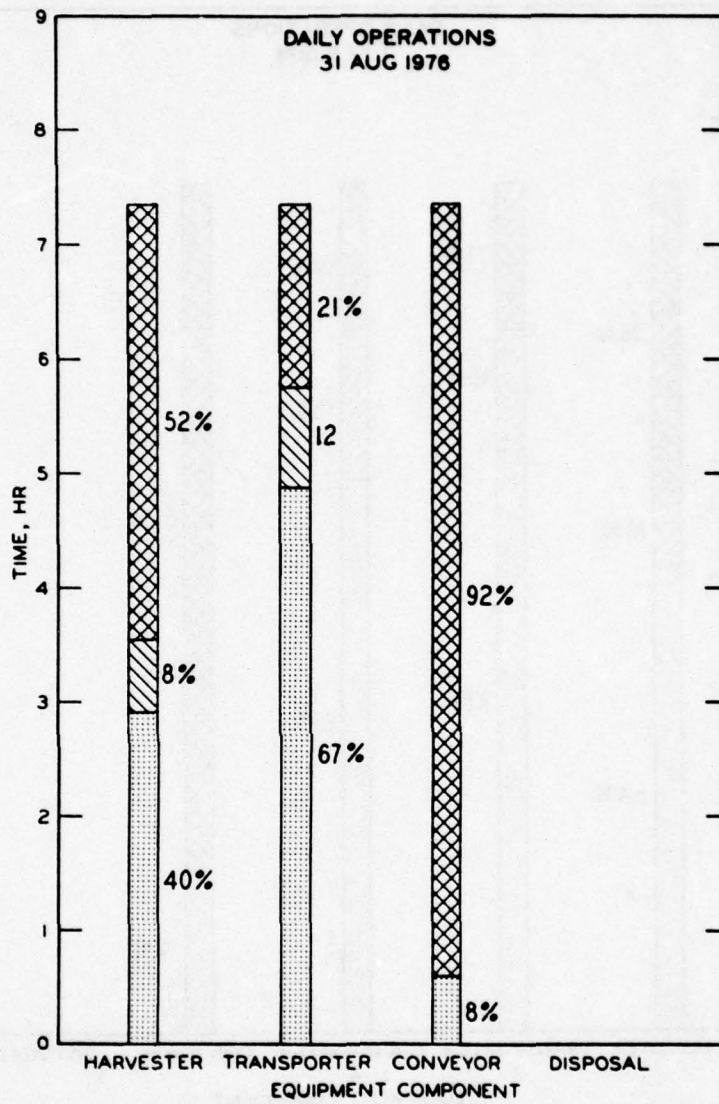


LEGEND

- PRIMARY FUNCTIONAL
- SECONDARY FUNCTIONAL
- NONFUNCTIONAL

ST. JOHNS RIVER
MECHANICAL HARVESTING TESTS
AQUA TRIO

TEST SITE 2AT-18F
PLANT TYPE: HYACINTH
PLANT DENSITY: 48 TONS PER ACRE

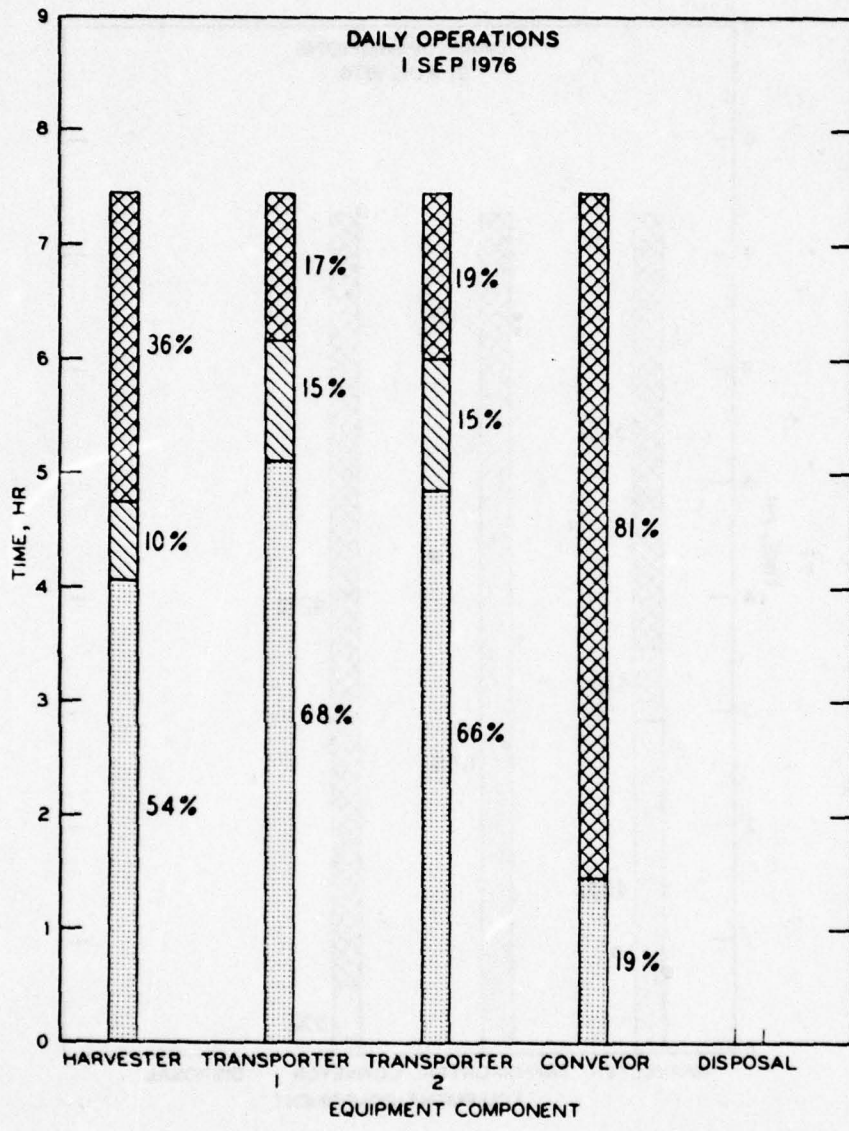


LEGEND

- PRIMARY FUNCTIONAL
- SECONDARY FUNCTIONAL
- NONFUNCTIONAL

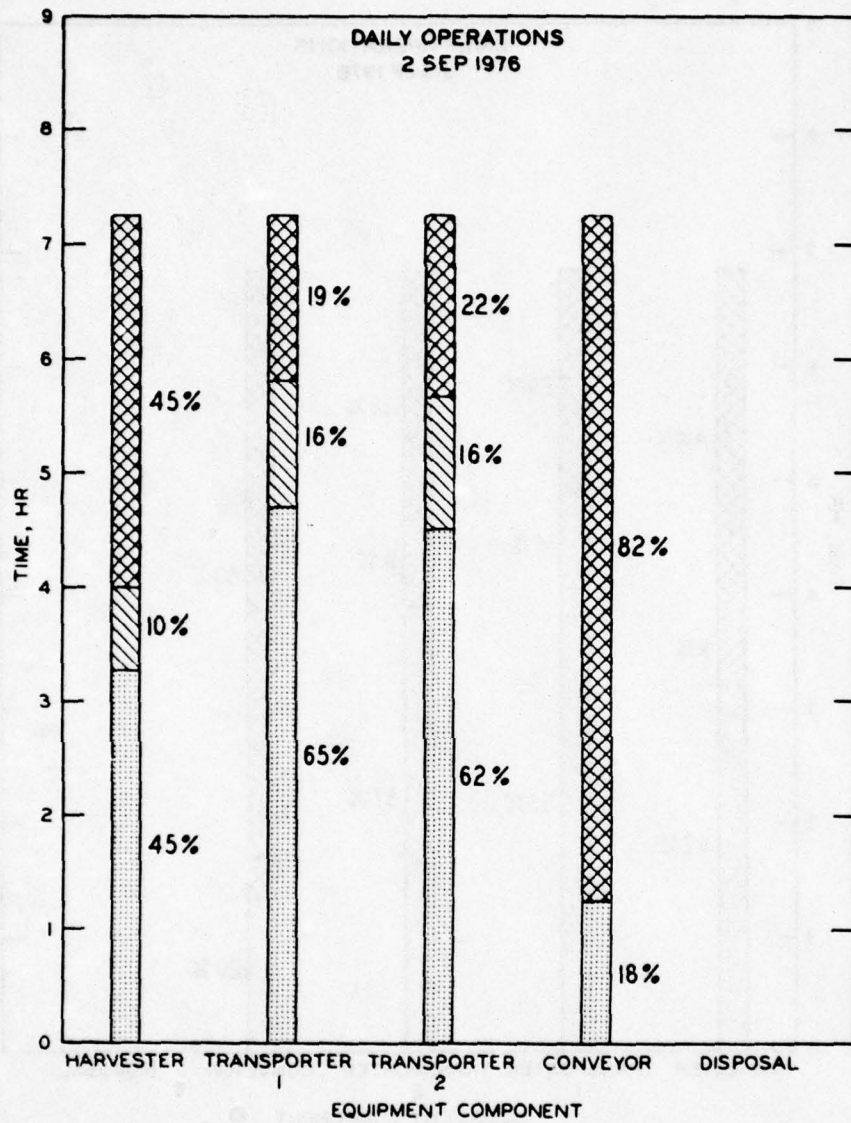
**ST. JOHNS RIVER
MECHANICAL HARVESTING TESTS
AQUA TRIO**

TEST SITE 2AT-18C
PLANT TYPE: HYACINTH
PLANT DENSITY: 48 TONS PER ACRE



- LEGEND**
- PRIMARY FUNCTIONAL
 - SECONDARY FUNCTIONAL
 - NONFUNCTIONAL

ST. JOHNS RIVER
MECHANICAL HARVESTING TESTS
AQUA TRIO
TEST SITE 2AT-18E
PLANT TYPE: HYACINTH
PLANT DENSITY: 130 TONS PER ACRE

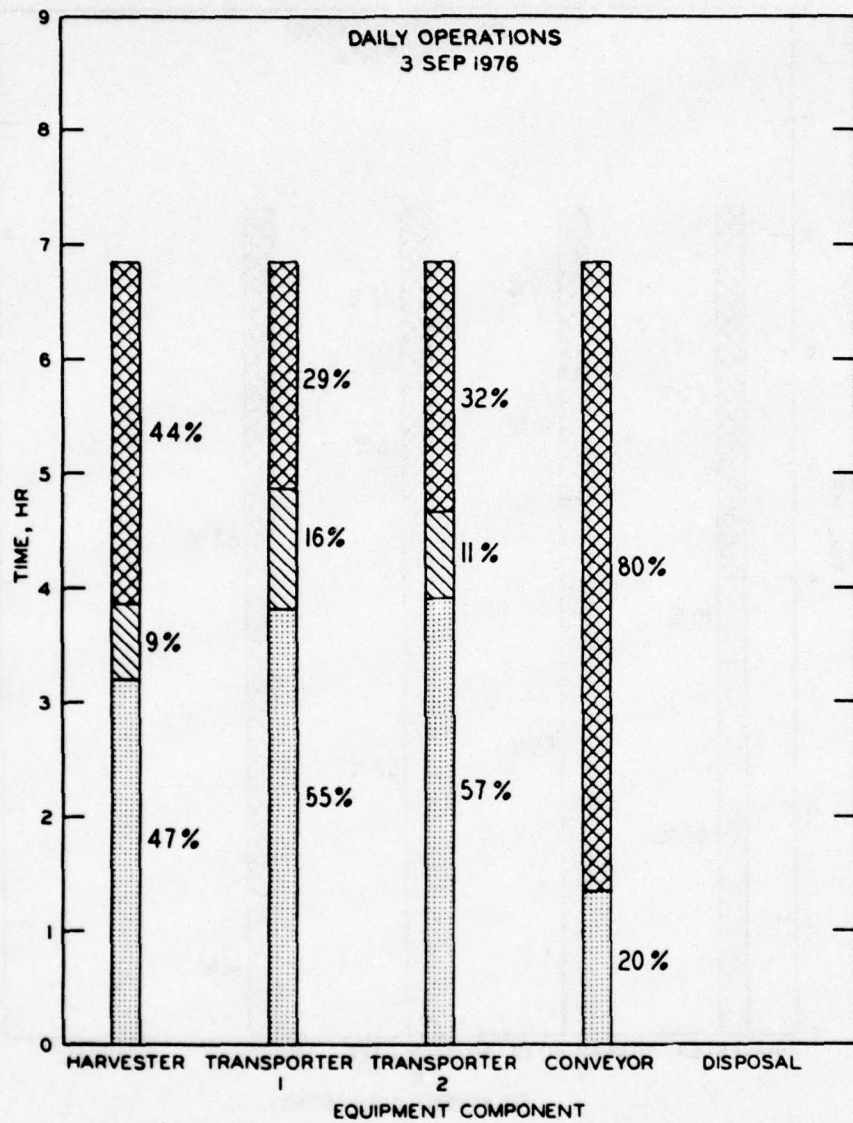


- LEGEND**
- PRIMARY FUNCTIONAL
 - SECONDARY FUNCTIONAL
 - NONFUNCTIONAL

ST. JOHNS RIVER
MECHANICAL HARVESTING TESTS
AQUA TRIO

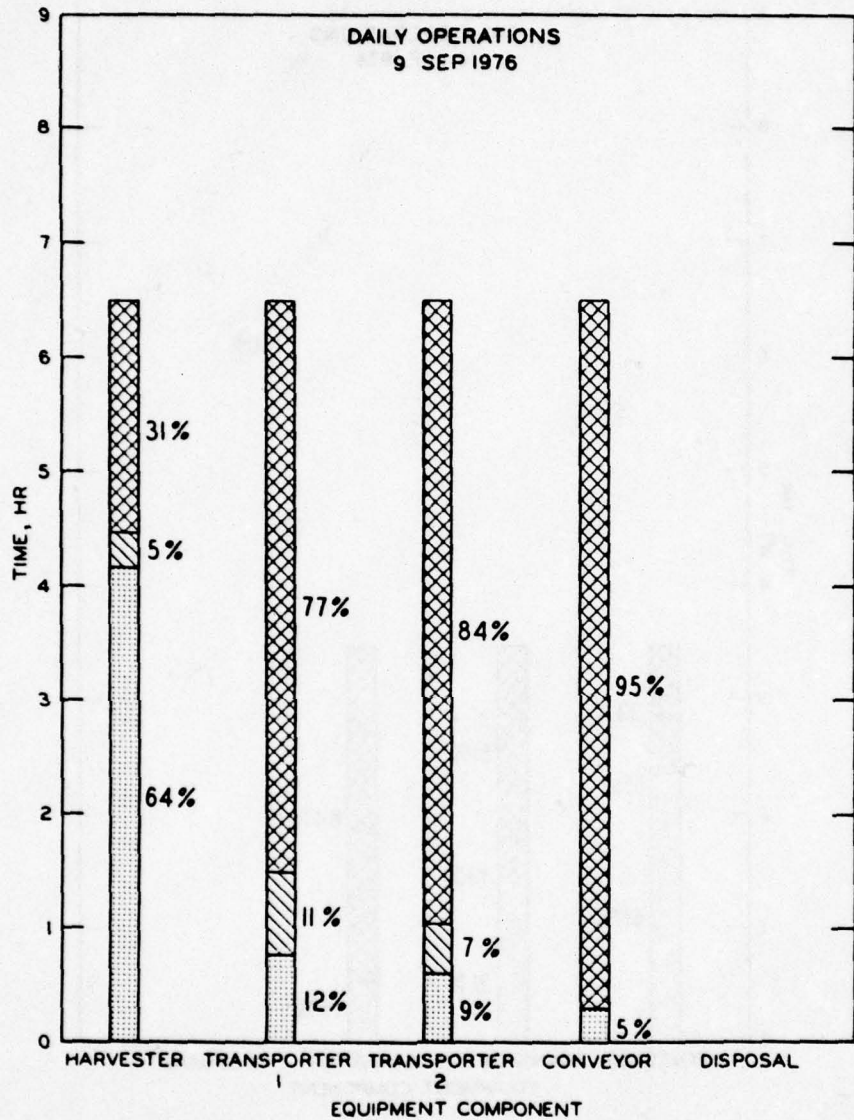
TEST SITE 2AT-18E

PLANT TYPE: HYACINTH
PLANT DENSITY: 130 TONS PER ACRE



- LEGEND**
- PRIMARY FUNCTIONAL
 - SECONDARY FUNCTIONAL
 - NONFUNCTIONAL

ST. JOHNS RIVER
MECHANICAL HARVESTING TESTS
AQUA TRIO
 TEST SITE 2AT-18E
 PLANT TYPE: HYACINTH
 PLANT DENSITY: 130 TONS PER ACRE

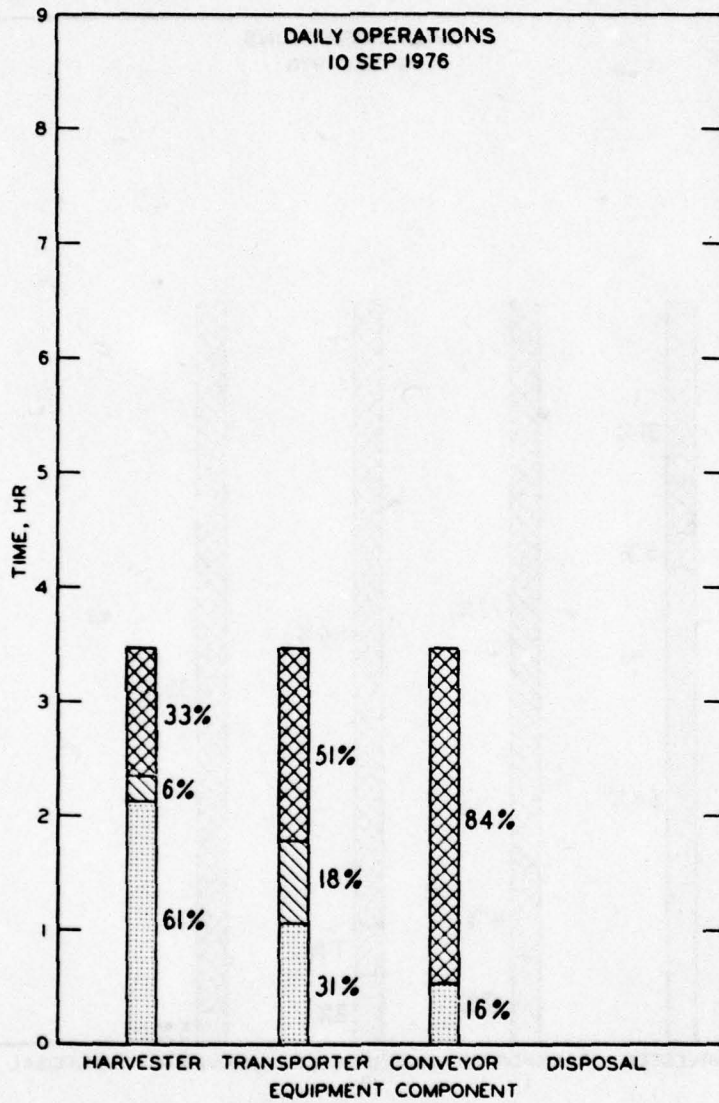


LEGEND




- PRIMARY FUNCTIONAL
- SECONDARY FUNCTIONAL
- NONFUNCTIONAL

**ORANGE LAKE
MECHANICAL HARVESTING TESTS
AQUA TRIO**

TEST SITE ORANGE LAKE WEST
PLANT TYPE: HYDRILLA
PLANT DENSITY: 13 TONS PER ACRE

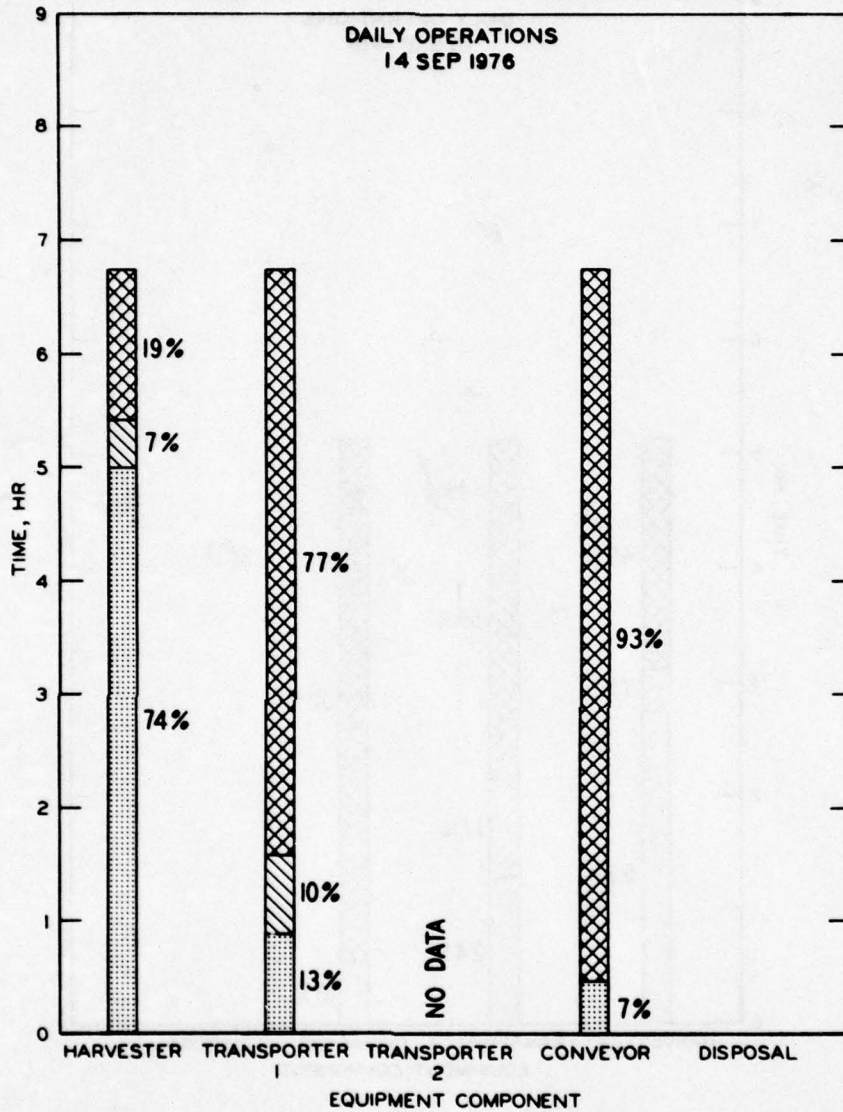


LEGEND




-  PRIMARY FUNCTIONAL
-  SECONDARY FUNCTIONAL
-  NONFUNCTIONAL

**ORANGE LAKE
MECHANICAL HARVESTING TESTS
AQUA TRIO**

TEST SITE ORANGE LAKE WEST
PLANT TYPE: HYDRILLA
PLANT DENSITY: 13 TONS PER ACRE

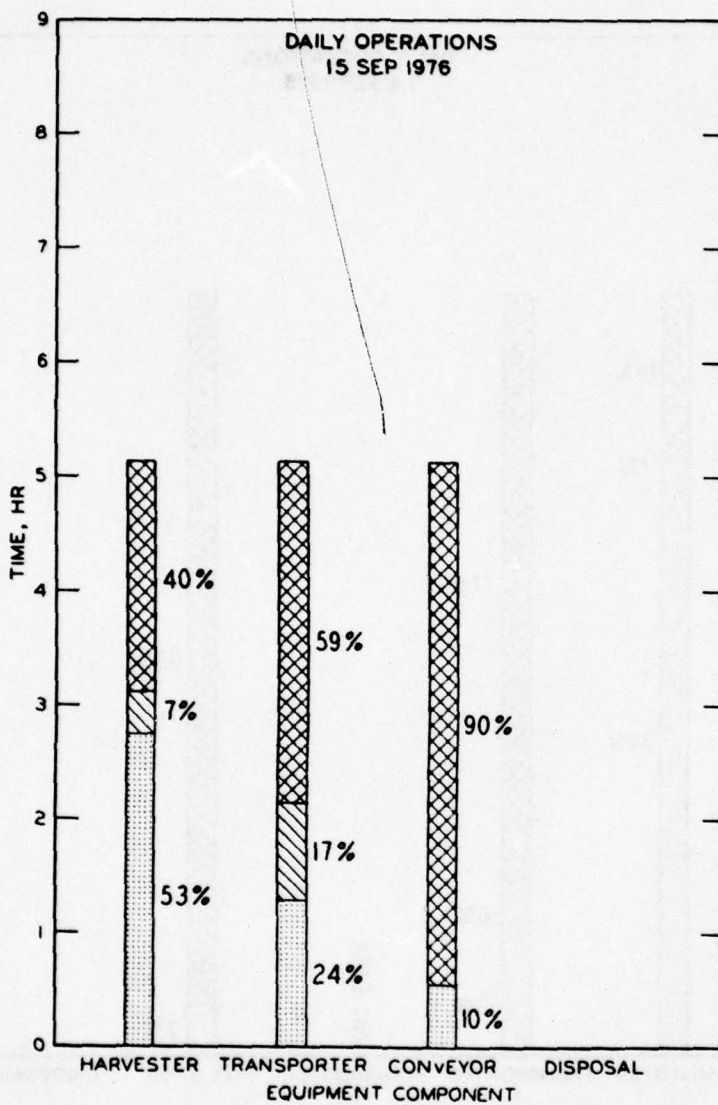


LEGEND

-  PRIMARY FUNCTIONAL
-  SECONDARY FUNCTIONAL
-  NONFUNCTIONAL

**WYSONG DAM
MECHANICAL HARVESTING TESTS
AQUA TRIO**

TEST SITE WITH LACOOCHEE RIVER
PLANT TYPE: HYDRILLA
PLANT DENSITY: 13 TONS PER ACRE

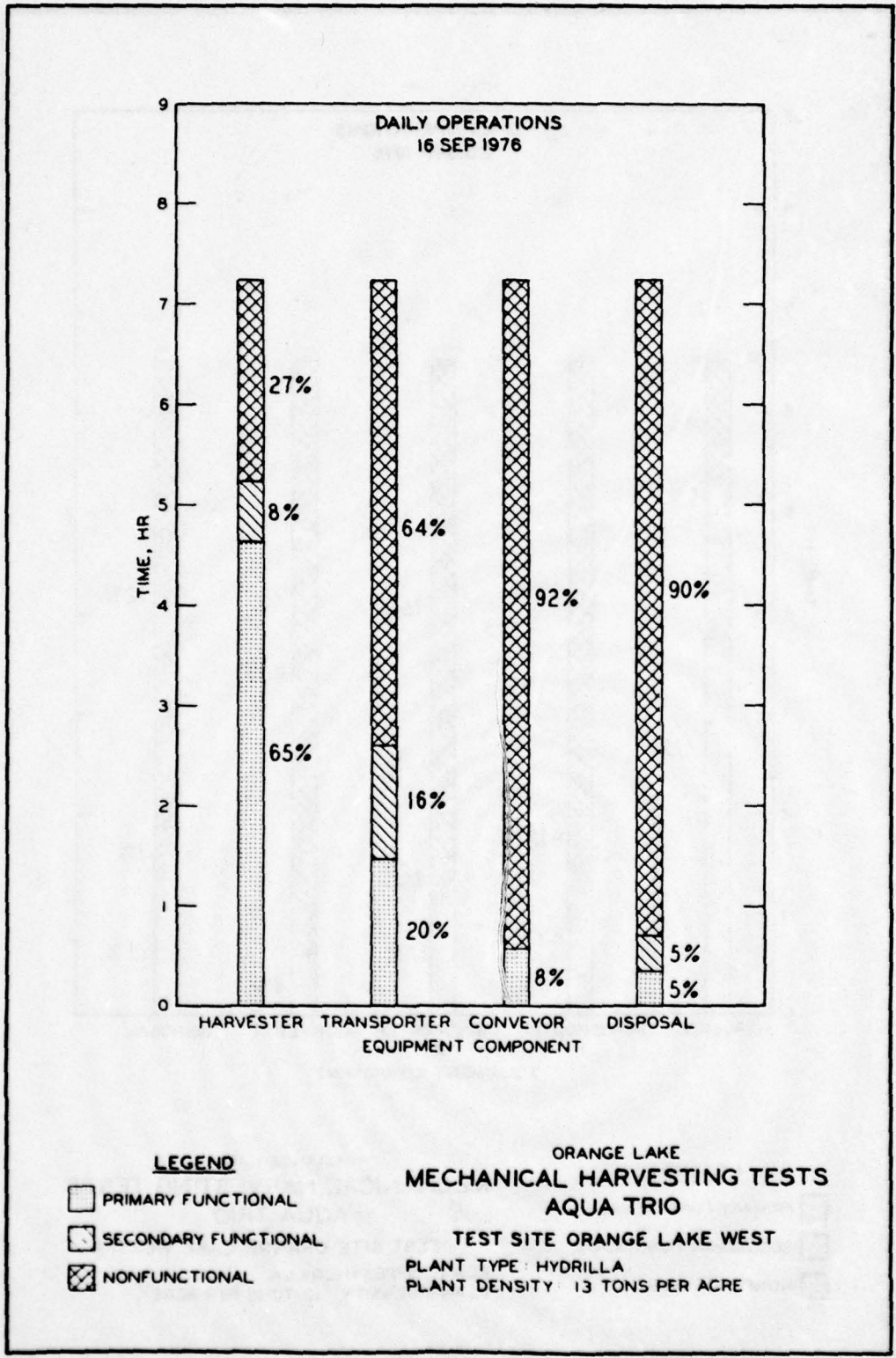


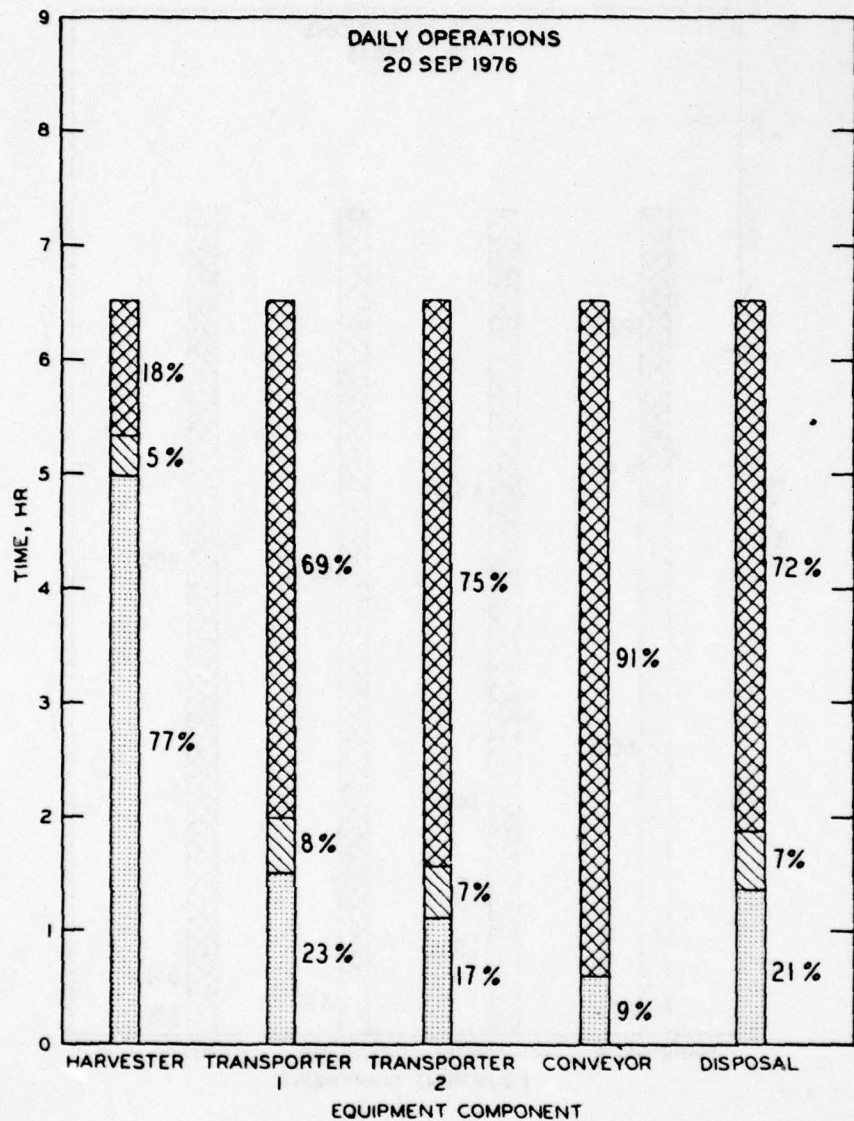
LEGEND

- PRIMARY FUNCTIONAL
- SECONDARY FUNCTIONAL
- NONFUNCTIONAL

ORANGE LAKE
MECHANICAL HARVESTING TESTS
AQUA TRIO

TEST SITE ORANGE LAKE WEST
PLANT TYPE: HYDRILLA
PLANT DENSITY: 13 TONS PER ACRE



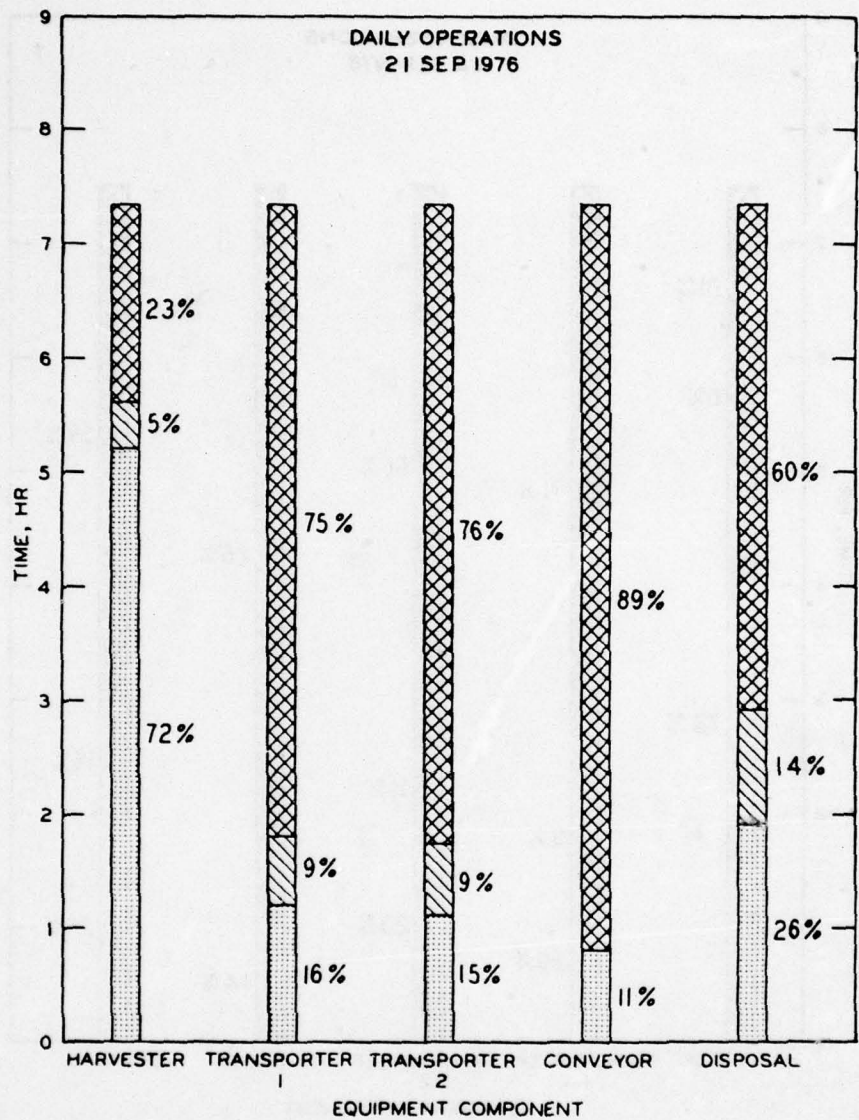


LEGEND

- PRIMARY FUNCTIONAL
- SECONDARY FUNCTIONAL
- NONFUNCTIONAL

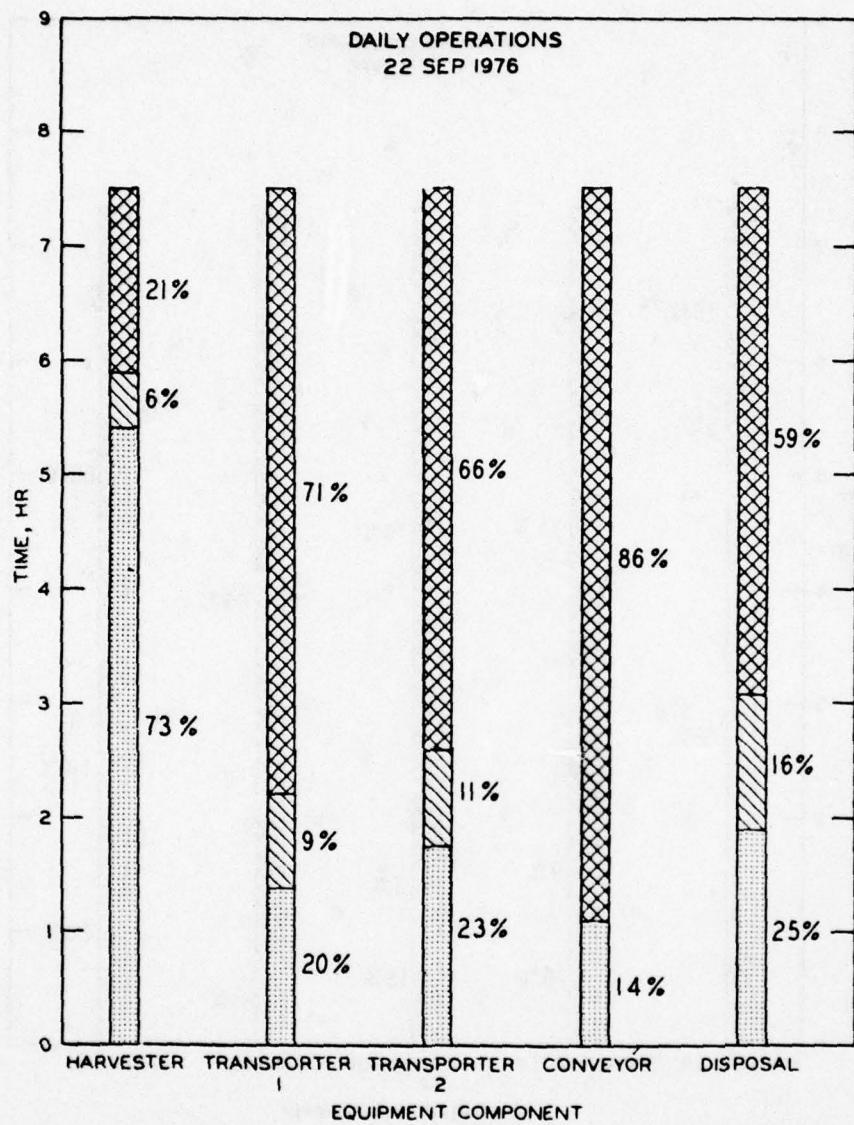
ORANGE LAKE
MECHANICAL HARVESTING TESTS
AQUA TRIO

TEST SITE ORANGE LAKE WEST
PLANT TYPE: HYDRILLA
PLANT DENSITY: 13 TONS PER ACRE



- LEGEND**
- PRIMARY FUNCTIONAL
 - SECONDARY FUNCTIONAL
 - NONFUNCTIONAL

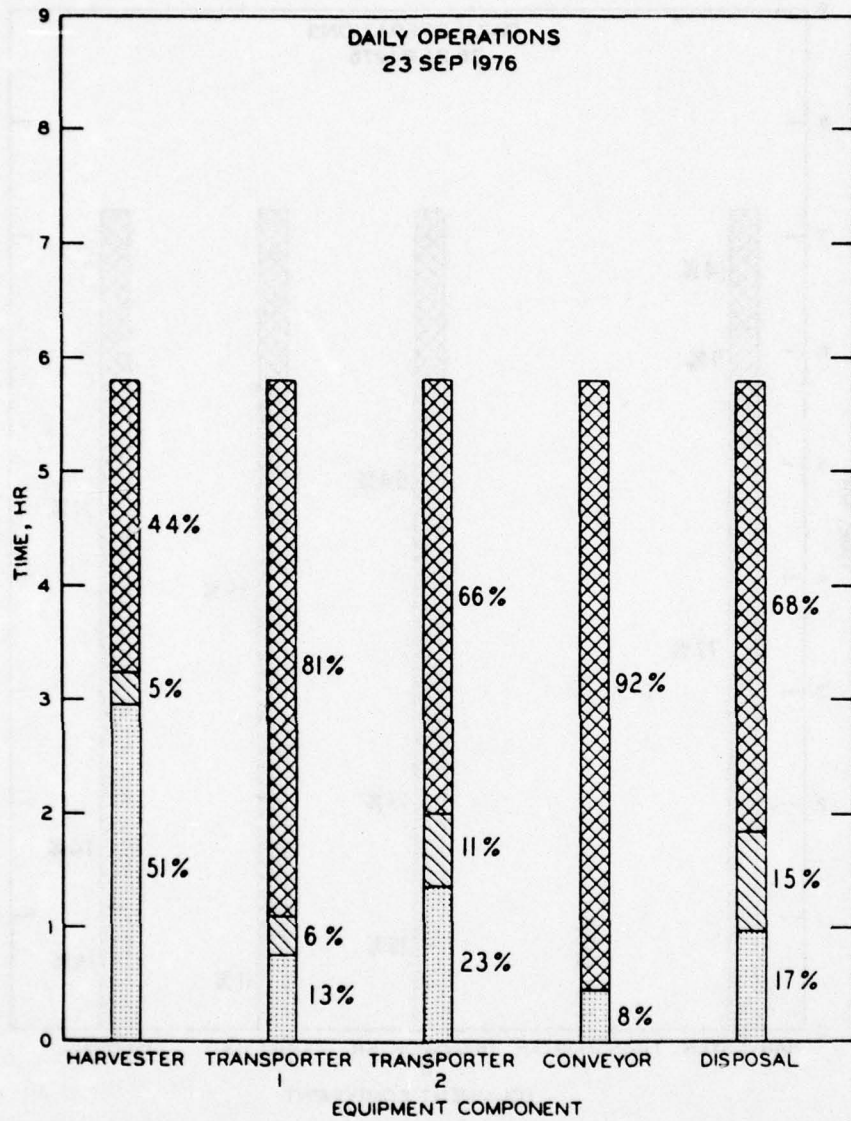
ORANGE LAKE
MECHANICAL HARVESTING TESTS
AQUA TRIO
TEST SITE ORANGE LAKE WEST
PLANT TYPE: HYDRILLA
PLANT DENSITY: 13 TONS PER ACRE



- LEGEND**
- PRIMARY FUNCTIONAL
 - SECONDARY FUNCTIONAL
 - NONFUNCTIONAL

ORANGE LAKE
MECHANICAL HARVESTING TESTS
AQUA TRIO

TEST SITE ORANGE LAKE WEST
PLANT TYPE: HYDRILLA
PLANT DENSITY: 13 TONS PER ACRE



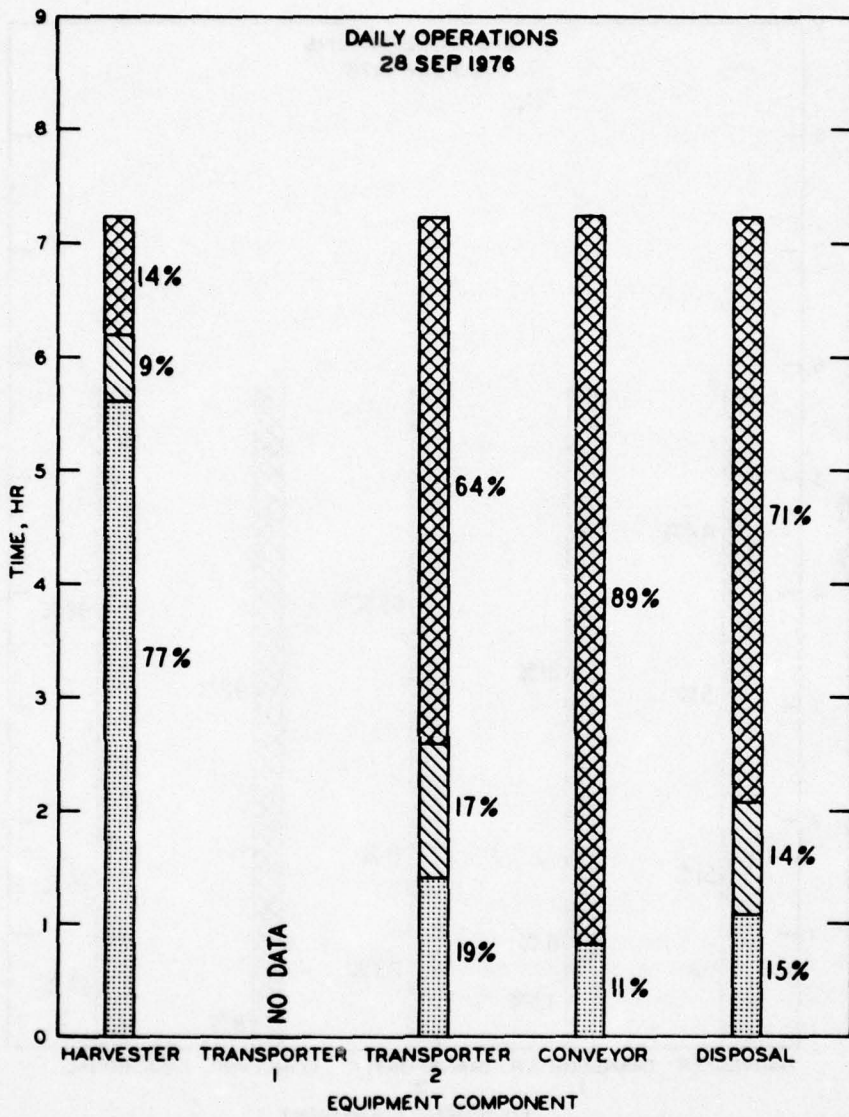
LEGEND

- PRIMARY FUNCTIONAL
- ▨ SECONDARY FUNCTIONAL
- ▩ NONFUNCTIONAL

ORANGE LAKE
MECHANICAL HARVESTING TESTS
AQUA TRIO

TEST SITE ORANGE LAKE WEST


PLANT TYPE: HYDRILLA
PLANT DENSITY: 13 TONS PER ACRE



- LEGEND**
- PRIMARY FUNCTIONAL
 - SECONDARY FUNCTIONAL
 - NONFUNCTIONAL

**ORANGE LAKE
MECHANICAL HARVESTING TESTS
AQUA TRIO**

TEST SITE ORANGE LAKE EAST/SOUTH
PLANT TYPE: HYDRILLA
PLANT DENSITY: 10 TONS PER ACRE




LEGEND

- PRIMARY FUNCTIONAL
- SECONDARY FUNCTIONAL
- NONFUNCTIONAL

ORANGE LAKE
MECHANICAL HARVESTING TESTS
AQUA TRIO

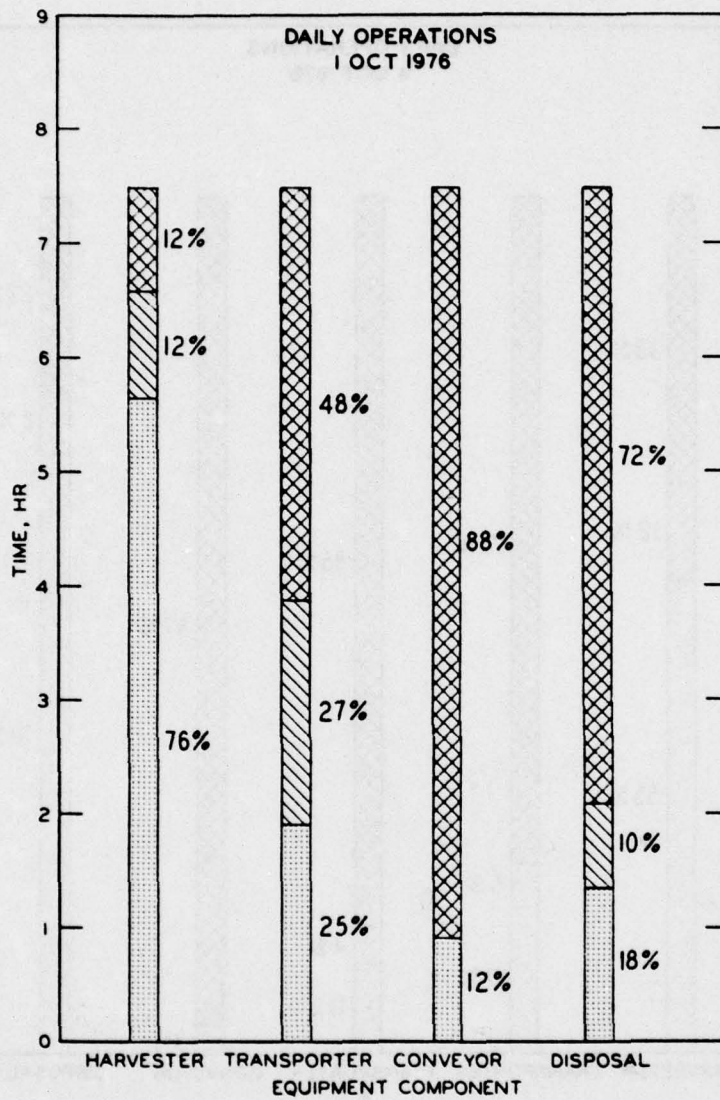
TEST SITE ORANGE LAKE EAST
PLANT TYPE: HYDRILLA
PLANT DENSITY: 10 TONS PER ACRE



- LEGEND**
- PRIMARY FUNCTIONAL
 - SECONDARY FUNCTIONAL
 - NONFUNCTIONAL

ORANGE LAKE
MECHANICAL HARVESTING TESTS
AQUA TRIO

TEST SITE ORANGE LAKE EAST
PLANT TYPE: HYDRILLA
PLANT DENSITY: 10 TONS PER ACRE

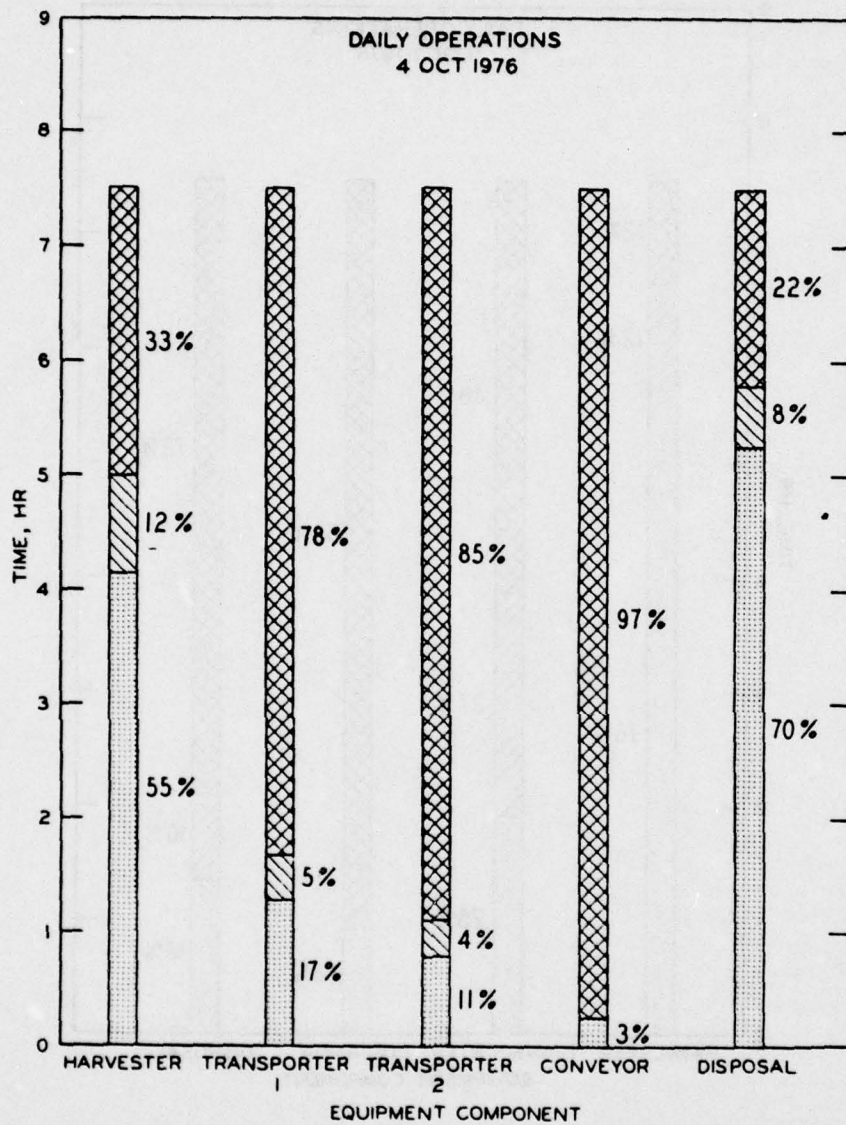


LEGEND

- PRIMARY FUNCTIONAL
- SECONDARY FUNCTIONAL
- NONFUNCTIONAL

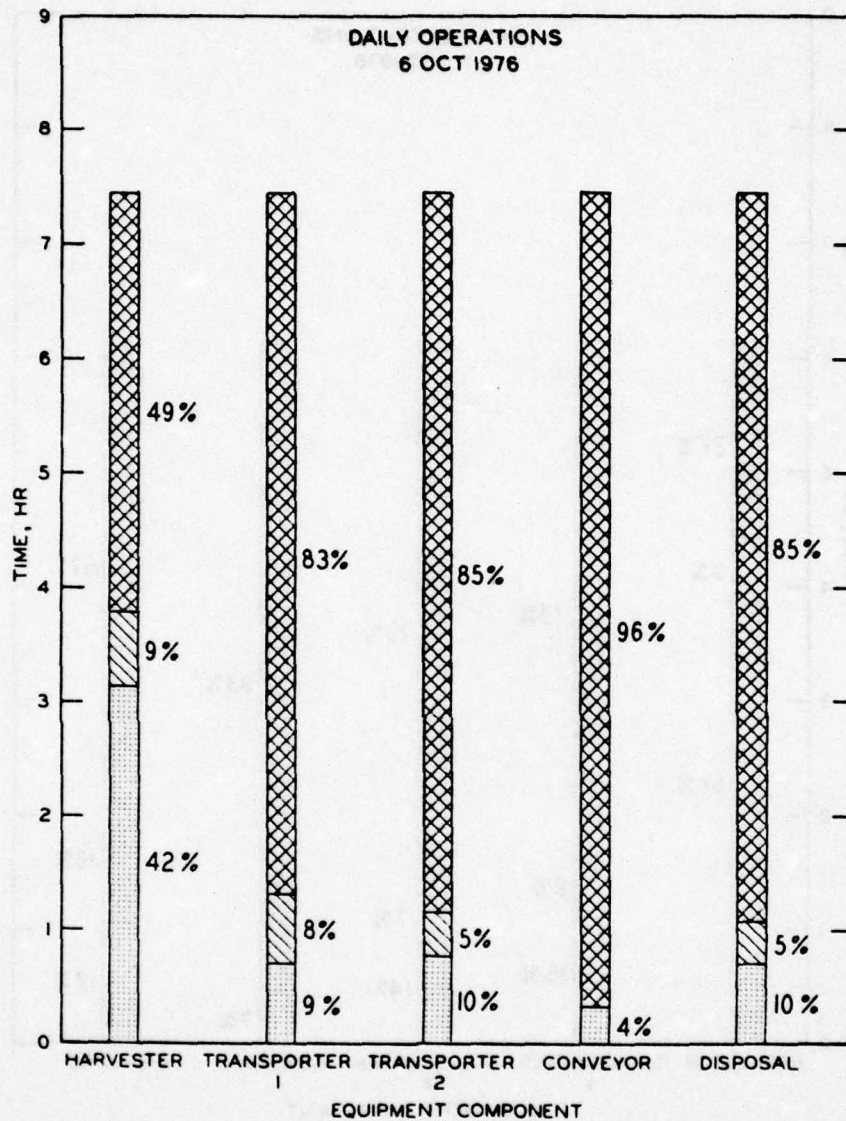
**ORANGE LAKE
MECHANICAL HARVESTING TESTS
AQUA TRIO**

TEST SITE ORANGE LAKE EAST
PLANT TYPE: HYDRILLA
PLANT DENSITY: 10 TONS PER ACRE



- LEGEND**
- PRIMARY FUNCTIONAL
 - SECONDARY FUNCTIONAL
 - NONFUNCTIONAL

ORANGE LAKE
MECHANICAL HARVESTING TESTS
AQUA TRIO
TEST SITE ORANGE LAKE EAST
PLANT TYPE: HYDRILLA
PLANT DENSITY: 10 TONS PER ACRE

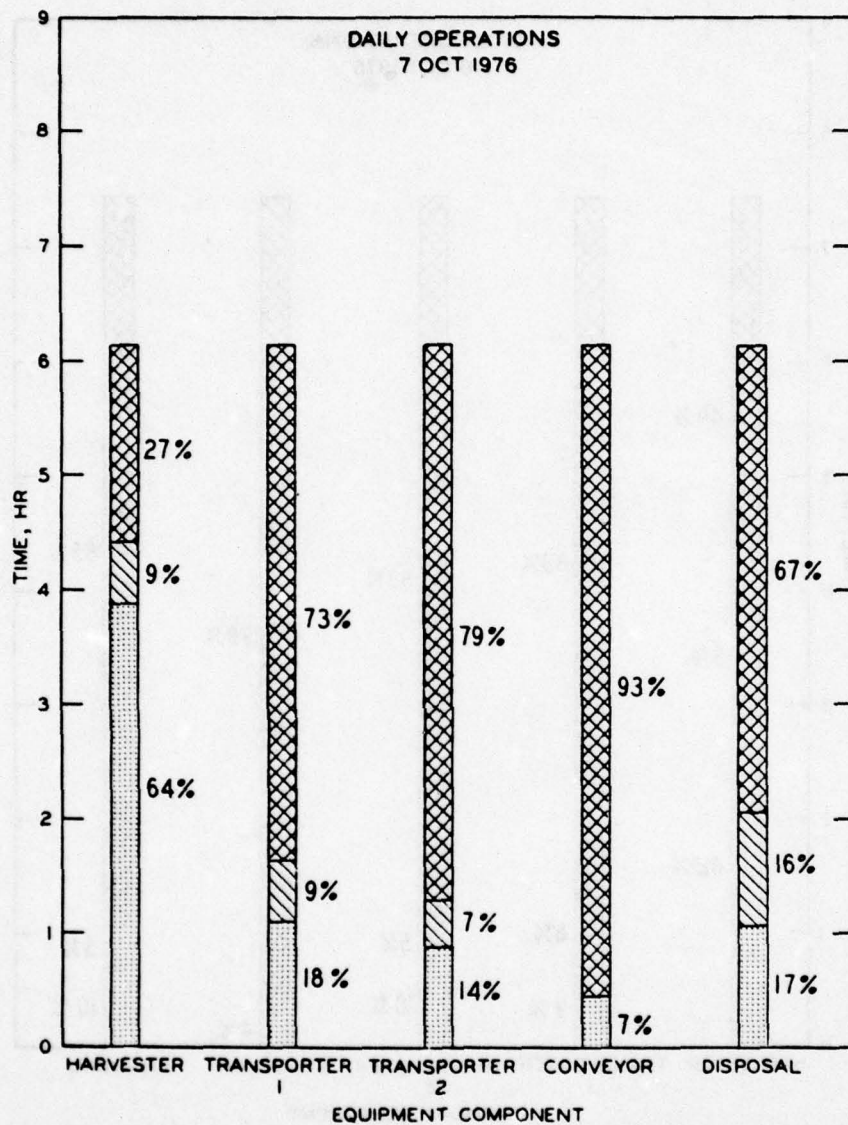


LEGEND

- PRIMARY FUNCTIONAL
- SECONDARY FUNCTIONAL
- NONFUNCTIONAL


**ORANGE LAKE
MECHANICAL HARVESTING TESTS
AQUA TRIO**

TEST SITE ORANGE LAKE EAST
PLANT TYPE: HYDRILLA
PLANT DENSITY: 10 TONS PER ACRE



- LEGEND**
- PRIMARY FUNCTIONAL
 - SECONDARY FUNCTIONAL
 - NONFUNCTIONAL

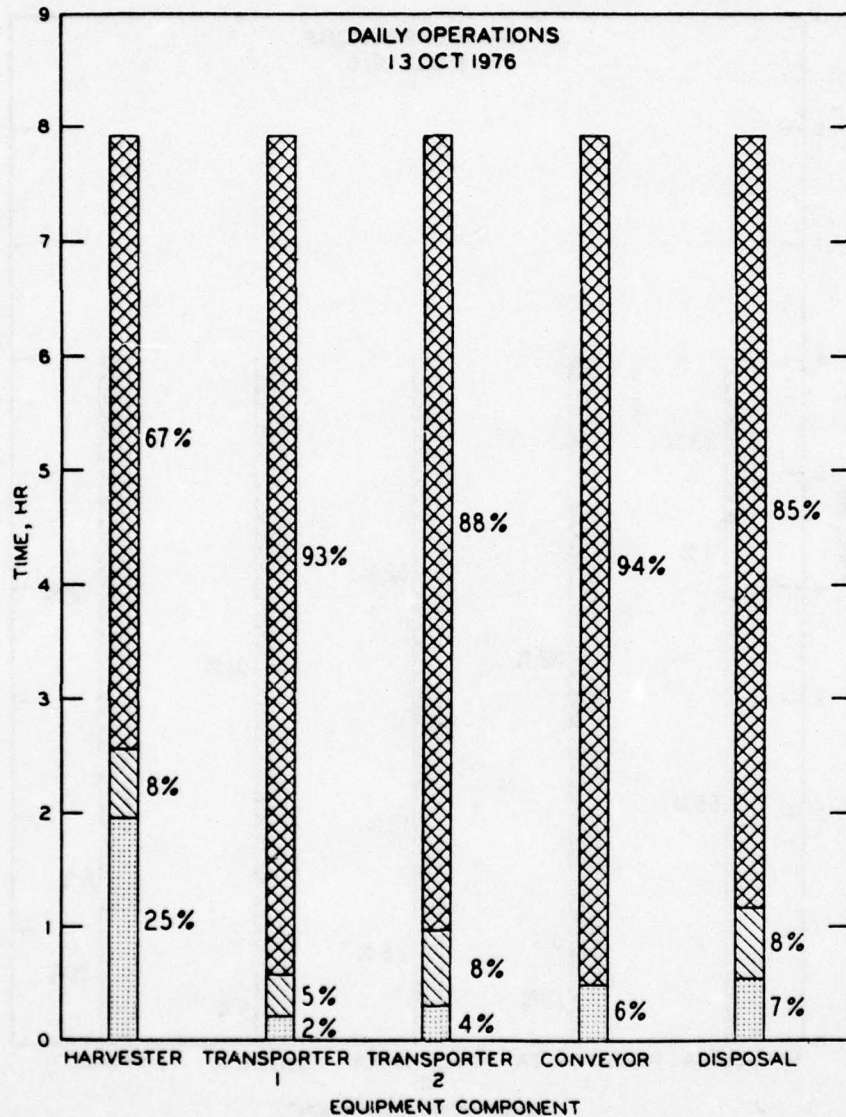
ORANGE LAKE
MECHANICAL HARVESTING TESTS
AQUA TRIO
TEST SITE ORANGE LAKE EAST
PLANT TYPE: HYDRILLA
PLANT DENSITY: 10 TONS PER ACRE



- LEGEND**
- PRIMARY FUNCTIONAL
 - SECONDARY FUNCTIONAL
 - NONFUNCTIONAL

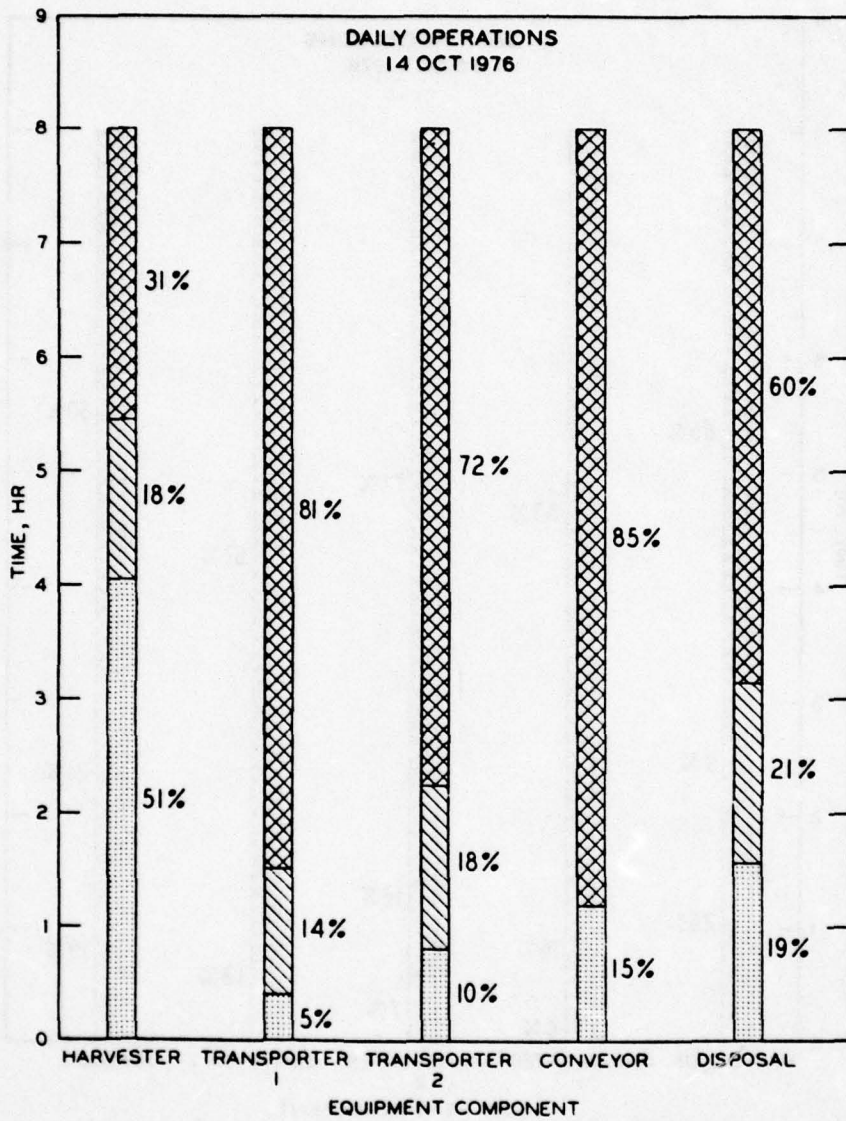
ORANGE LAKE
MECHANICAL HARVESTING TESTS
AQUA TRIO

TEST SITE ORANGE LAKE EAST
PLANT TYPE: HYDRILLA
PLANT DENSITY: 10 TONS PER ACRE



- LEGEND**
- PRIMARY FUNCTIONAL
 - SECONDARY FUNCTIONAL
 - NONFUNCTIONAL

WYSONG DAM
MECHANICAL HARVESTING TESTS
AQUA TRIO
TEST SITE WITH LACOOCHEE RIVER
PLANT TYPE: HYDRILLA
PLANT DENSITY: 20 TONS PER ACRE

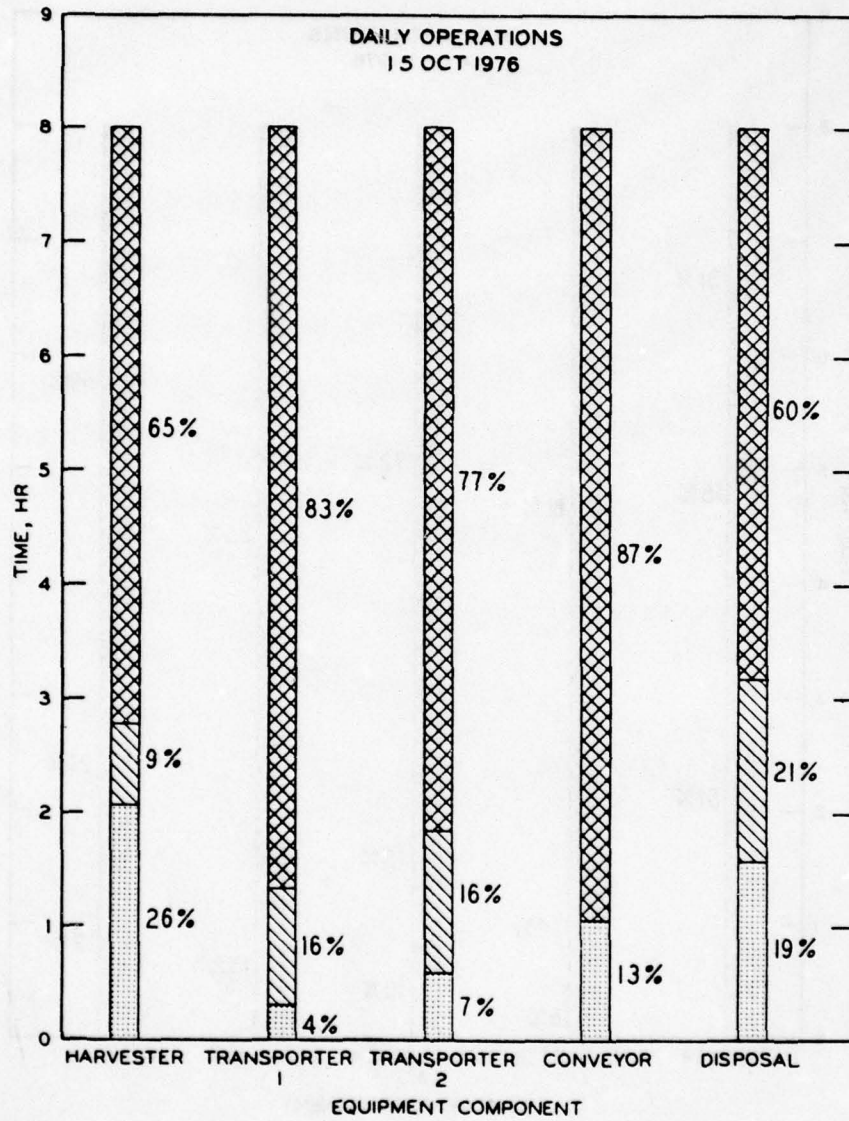


LEGEND

- PRIMARY FUNCTIONAL
- SECONDARY FUNCTIONAL
- NONFUNCTIONAL

WYSONG DAM
MECHANICAL HARVESTING TESTS
AQUA TRIO

TEST SITE WITH LACOOCHEE RIVER
PLANT TYPE: HYDRILLA
PLANT DENSITY: 20 TONS PER ACRE



- LEGEND**
- PRIMARY FUNCTIONAL
 - SECONDARY FUNCTIONAL
 - NONFUNCTIONAL

WYSONG DAM
**MECHANICAL HARVESTING TESTS
 AQUA TRIO**
 TEST SITE WITHLACOOCHEE RIVER
 PLANT TYPE: HYDRILLA
 PLANT DENSITY: 20 TONS PER ACRE

AD-A063 960

ARMY ENGINEER WATERWAYS EXPERIMENT STATION VICKSBURG MISS F/G 6/3
MECHANICAL HARVESTING OF AQUATIC PLANTS. REPORT I. FIELD EVALUA--ETC(U)
OCT 78 M M CULPEPPER, J L DECELL

UNCLASSIFIED

WES-TR-A-78-3-1-VOL-2

NL

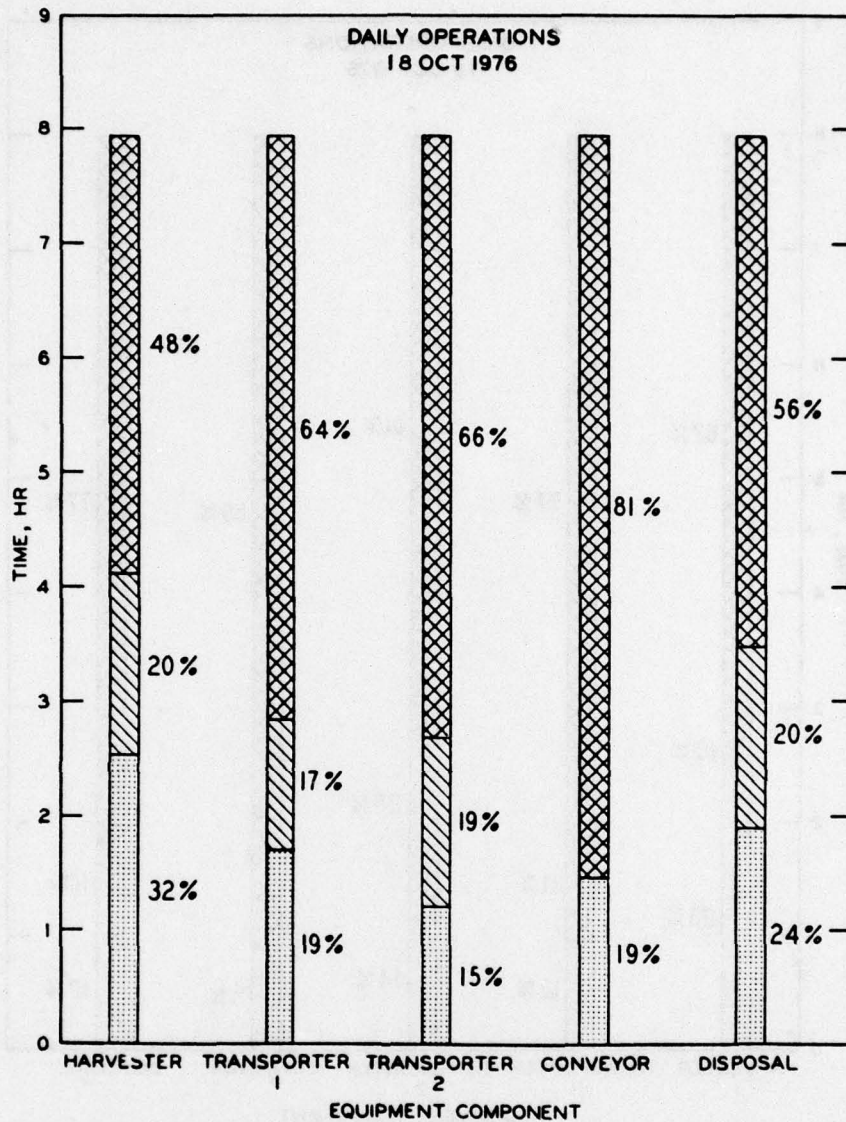
4 OF 4
ADA
063960



END
DATE
FILMED

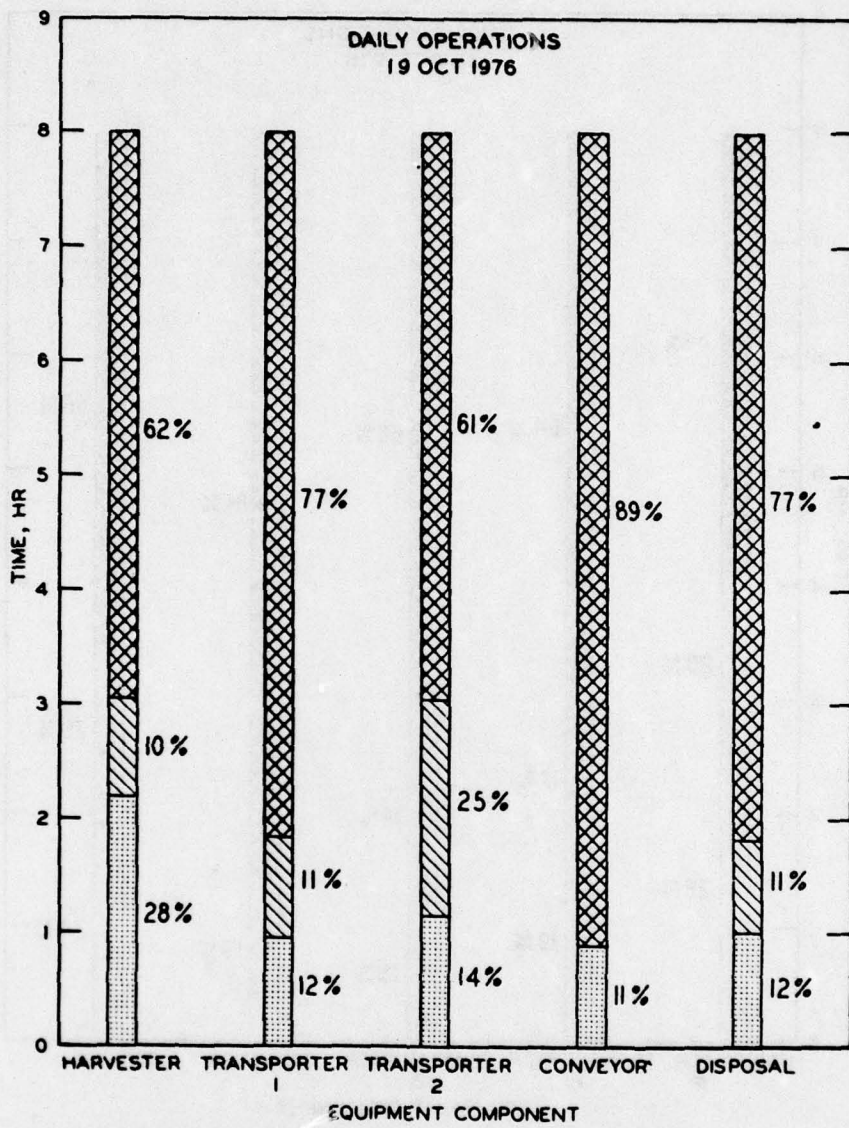
3 -79
DDC





- LEGEND**
- PRIMARY FUNCTIONAL
 - SECONDARY FUNCTIONAL
 - NONFUNCTIONAL

WYSONG DAM
MECHANICAL HARVESTING TESTS
AQUA TRIO
TEST SITE WITH LACOOCHEE RIVER
PLANT TYPE: HYDRILLA
PLANT DENSITY: 20 TONS PER ACRE

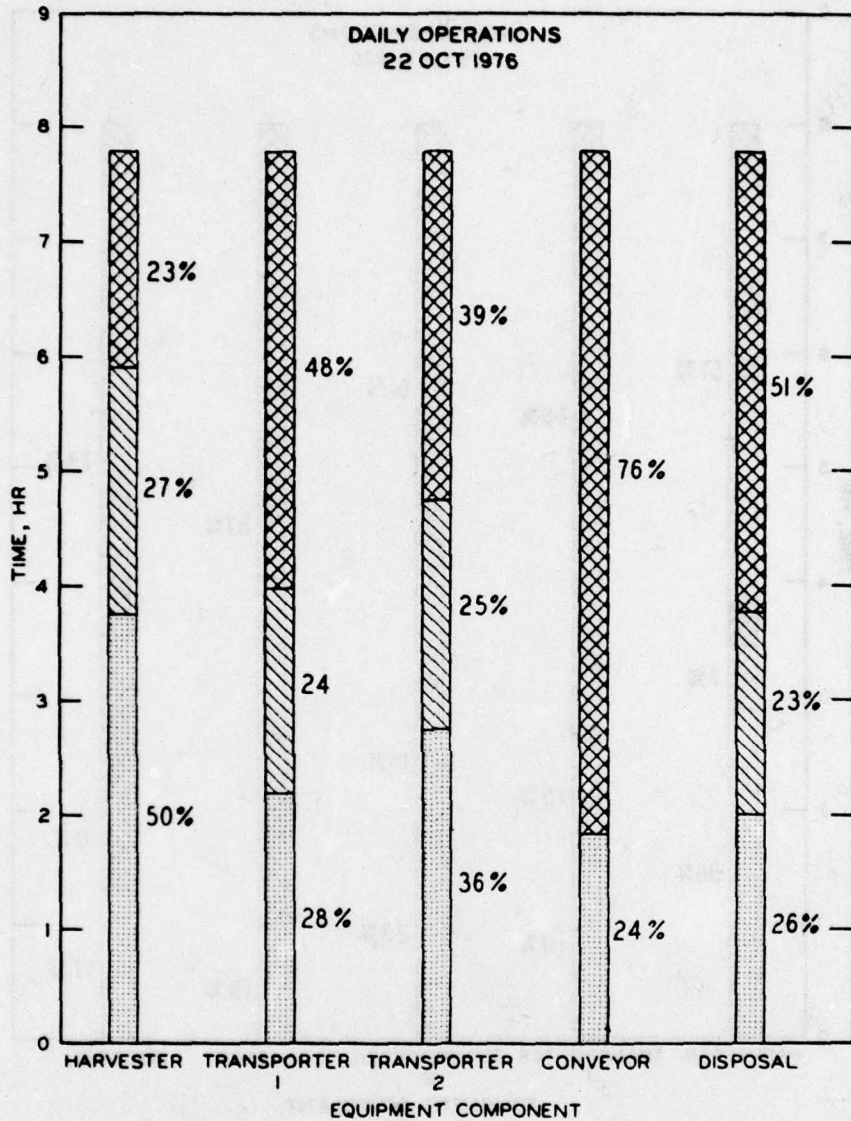


LEGEND

- PRIMARY FUNCTIONAL
- SECONDARY FUNCTIONAL
- NONFUNCTIONAL

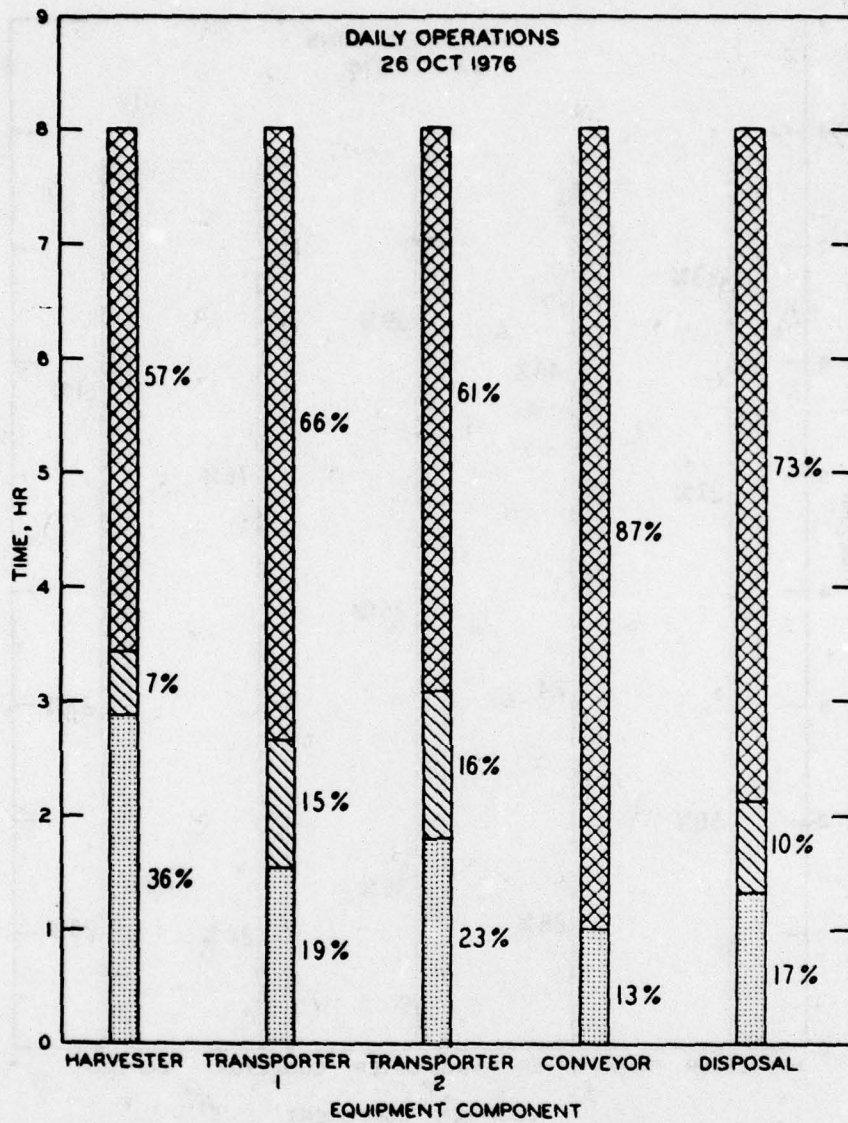
WYSONG DAM
MECHANICAL HARVESTING TESTS
AQUA TRIO

TEST SITE WITH LACOCHEE RIVER
PLANT TYPE: HYDRILLA
PLANT DENSITY: 20 TONS PER ACRE



- LEGEND**
- PRIMARY FUNCTIONAL
 - SECONDARY FUNCTIONAL
 - NONFUNCTIONAL

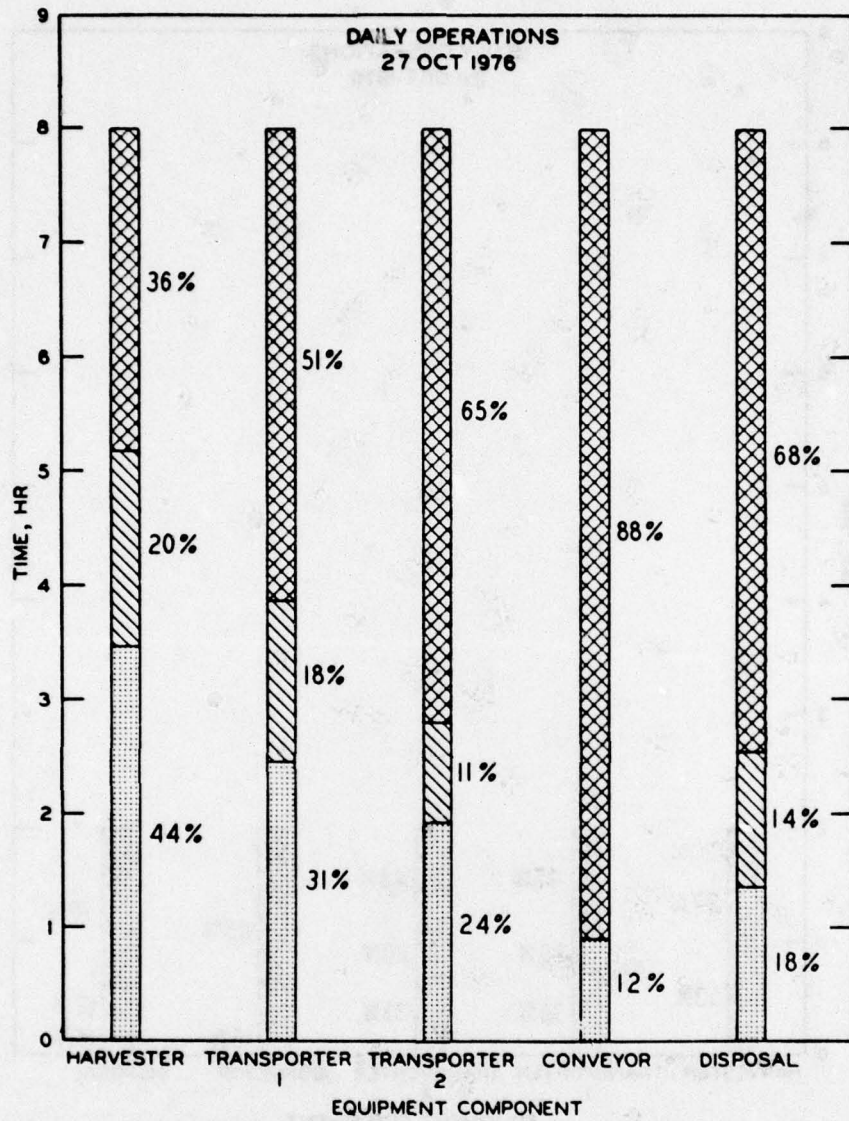
WYSONG DAM
**MECHANICAL HARVESTING TESTS
 AQUA TRIO**
 TEST SITE WITH LAGOOCHEE RIVER
 PLANT TYPE: HYDRILLA
 PLANT DENSITY: 20 TONS PER ACRE



- LEGEND**
- PRIMARY FUNCTIONAL
 - SECONDARY FUNCTIONAL
 - NONFUNCTIONAL


WYSONG DAM
**MECHANICAL HARVESTING TESTS
AQUA TRIO**

TEST SITE WITH LACOOCHEE RIVER
PLANT TYPE: HYDRILLA
PLANT DENSITY: 20 TONS PER ACRE



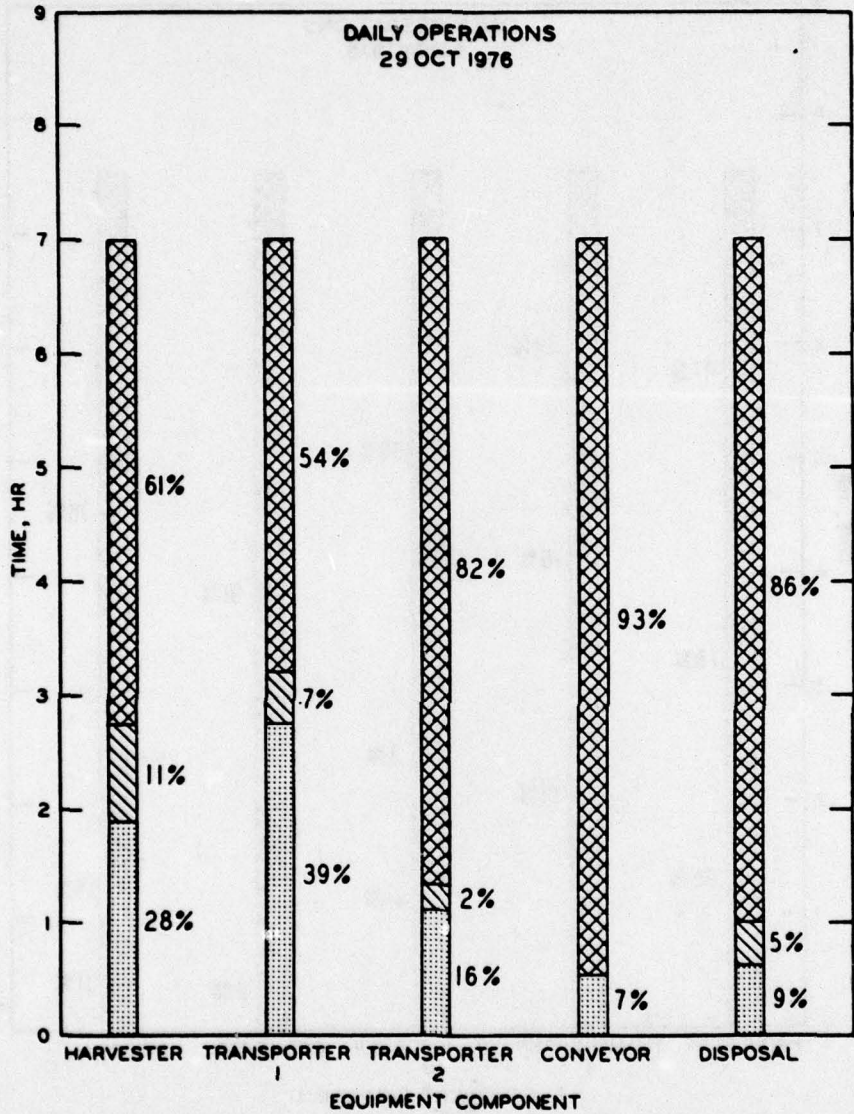
- LEGEND**
- PRIMARY FUNCTIONAL
 - SECONDARY FUNCTIONAL
 - NONFUNCTIONAL

WYSONG DAM
MECHANICAL HARVESTING TESTS
AQUA TRIO
 TEST SITE WITH LACOOCHEE RIVER
 PLANT TYPE: HYDRILLA
 PLANT DENSITY: 20 TONS PER ACRE



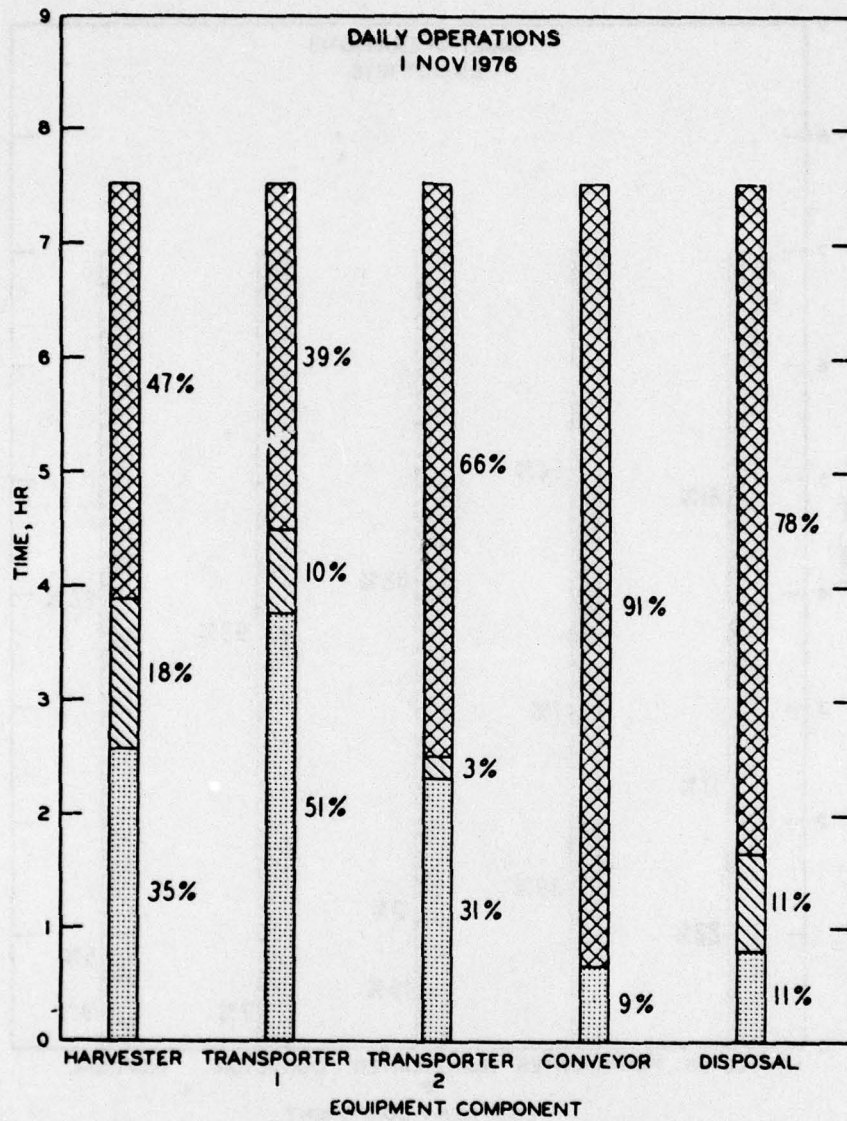
- LEGEND**
- PRIMARY FUNCTIONAL
 - SECONDARY FUNCTIONAL
 - NONFUNCTIONAL

WYSONG DAM
MECHANICAL HARVESTING TESTS
AQUA TRIO
TEST SITE WITH LAGOOCHEE RIVER
PLANT TYPE: HYDRILLA
PLANT DENSITY: 20 TONS PER ACRE



- LEGEND**
- PRIMARY FUNCTIONAL
 - SECONDARY FUNCTIONAL
 - NONFUNCTIONAL


AREA 4
**MECHANICAL HARVESTING TESTS
 AQUA TRIO**
 TEST SITE WITH LACOOCHEE RIVER
 PLANT TYPE: HYDRILLA AND HYACINTH
 PLANT DENSITY: 75 TONS PER ACRE



- LEGEND**
- PRIMARY FUNCTIONAL
 - SECONDARY FUNCTIONAL
 - NONFUNCTIONAL

**AREA 4
MECHANICAL HARVESTING TESTS
AQUA TRIO**

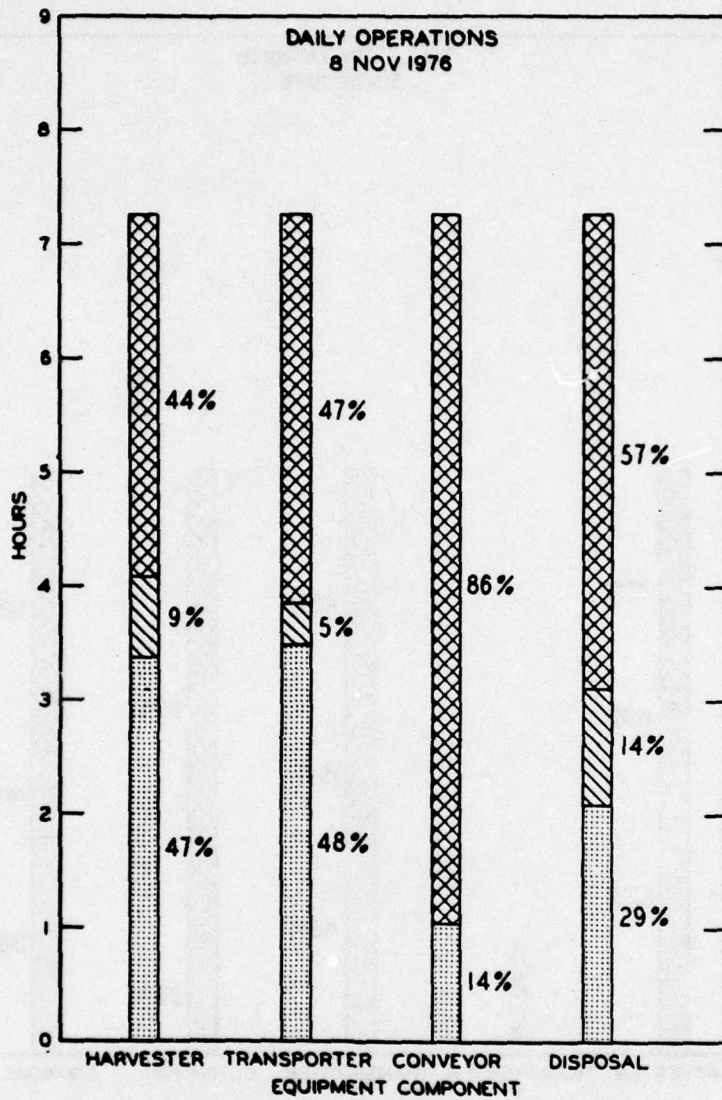
TEST SITE WITH LACOOCHEE RIVER
PLANT TYPE: HYDRILLA AND HYACINTH
PLANT DENSITY: 75 TONS PER ACRE






- LEGEND**
- PRIMARY FUNCTIONAL
 - SECONDARY FUNCTIONAL
 - NONFUNCTIONAL

AREA 4
**MECHANICAL HARVESTING TESTS
AQUA TRIO**

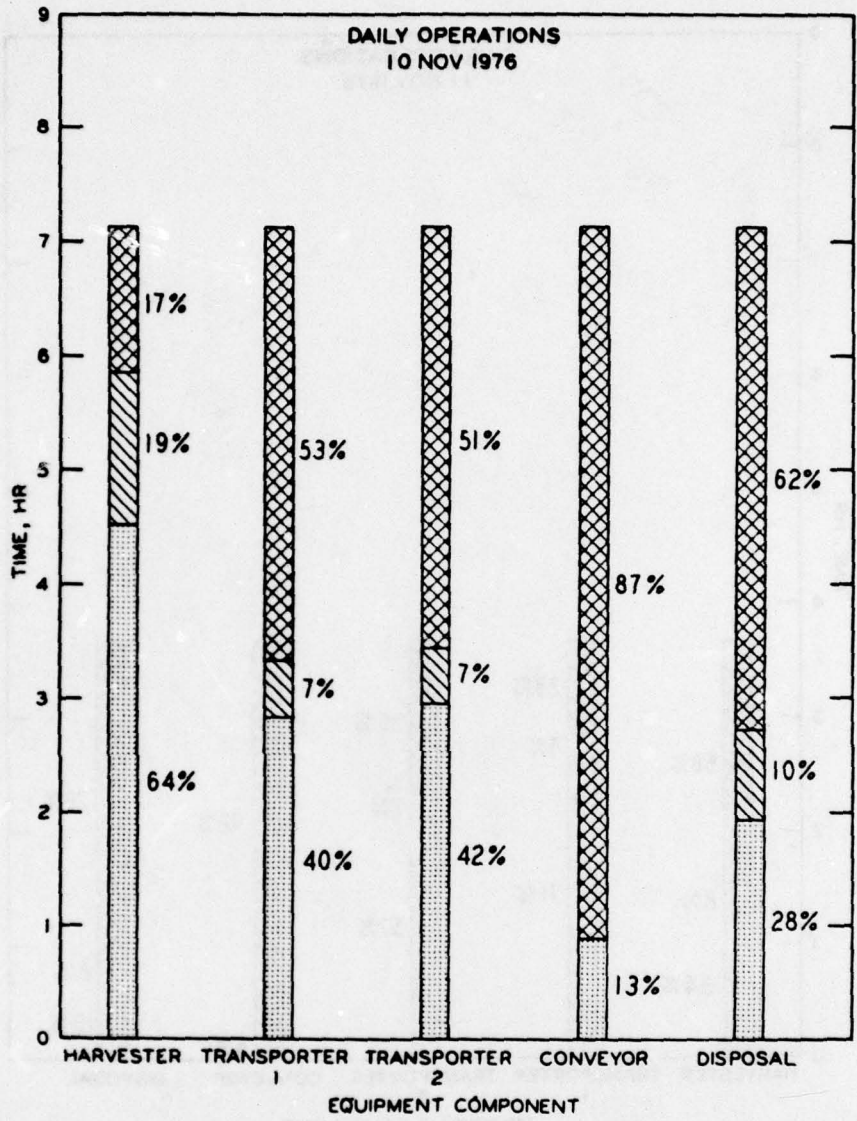
TEST SITE WITH LACOOCHEE RIVER
PLANT TYPE: HYDRILLA AND HYACINTH
PLANT DENSITY: 75 TONS PER ACRE



- LEGEND**
-  PRIMARY FUNCTIONAL
 -  SECONDARY FUNCTIONAL
 -  NONFUNCTIONAL

AREA 3
**MECHANICAL HARVESTING TESTS
AQUA TRIO**

TEST SITE WITH LACOOCHÉE RIVER
PLANT TYPE: HYDRILLA
PLANT DENSITY: 15 TONS PER ACRE

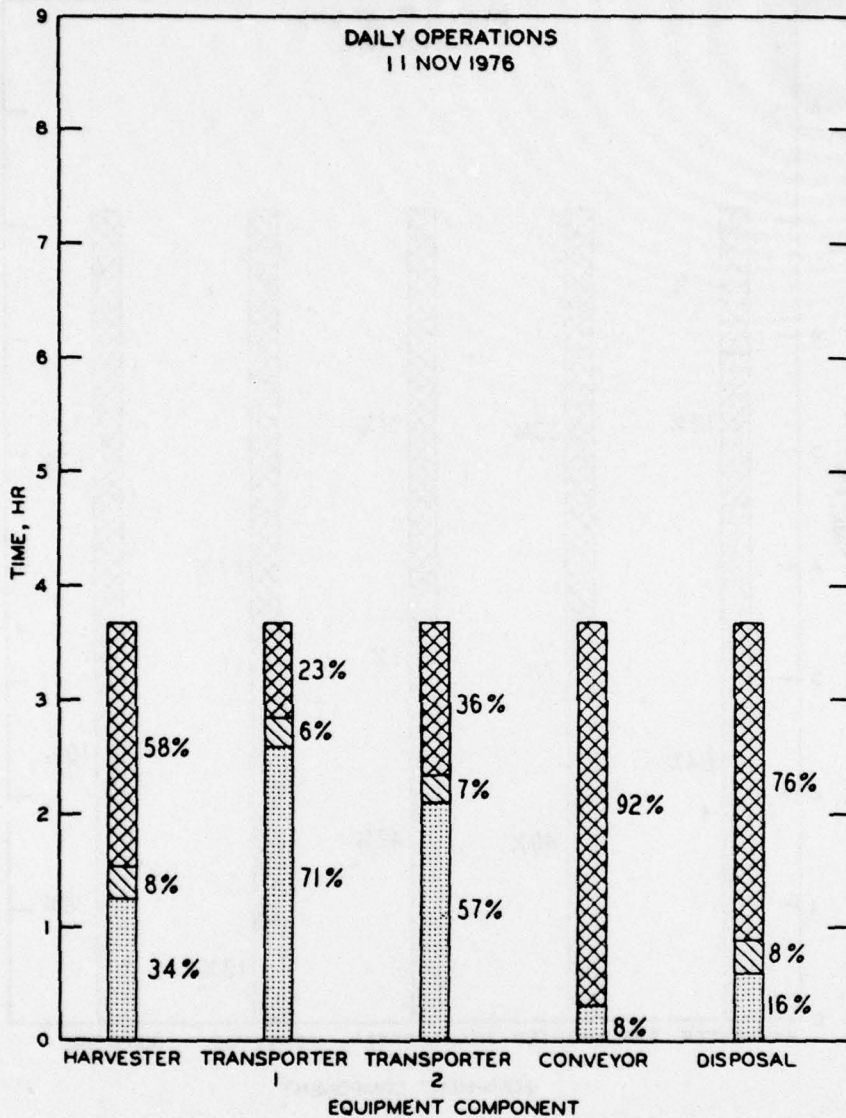


LEGEND




- PRIMARY FUNCTIONAL
- SECONDARY FUNCTIONAL
- NONFUNCTIONAL

AREA 3
**MECHANICAL HARVESTING TESTS
AQUA TRIO**

TEST SITE WITH LACOOCHEE RIVER
PLANT TYPE - HYDRILLA
PLANT DENSITY: 15 TONS PER ACRE



LEGEND

-  PRIMARY FUNCTIONAL
-  SECONDARY FUNCTIONAL
-  NONFUNCTIONAL

AREA 5
MECHANICAL HARVESTING TESTS
AQUA TRIO

TEST SITE WITH LACOOCHEE RIVER
PLANT TYPE: HYDRILLA
PLANT DENSITY: 22 TONS PER ACRE

In accordance with letter from DAEN-RDC, DAEN-ASI dated 22 July 1977, Subject: Facsimile Catalog Cards for Laboratory Technical Publications, a facsimile catalog card in Library of Congress MARC format is reproduced below.

Culpepper, Moody M

Mechanical harvesting of aquatic plants; Report 1: Field evaluation of the Aqua-Trio system / by Moody M. Culpepper and Joseph L. Decell. Vicksburg, Miss. : U. S. Waterways Experiment Station ; Springfield, Va. : available from National Technical Information Service, 1978.

2 v., 21 leaves of plates ; ill. ; 27 cm. (Technical report - U. S. Army Engineer Waterways Experiment Station ; A-78-3, Report 1)

Prepared for U. S. Army Engineer District, Jacksonville, Jacksonville, Fla.

Includes bibliography.

1. Aqua-Trio. 2. Aquatic plant control. 3. Aquatic plants. 4. Harvesting. 5. Mechanical harvesting. I. Decell, Joseph Lewis, joint author. II. United States. Army. Corps of Engineers. Jacksonville District. III. Series: United States. Waterways Experiment Station, Vicksburg, Miss. Technical report ; A-78-3, Report 1.

TA7.W34 no.A-78-3 Report 1