

AD-A070 575

NORTHERN RESEARCH AND ENGINEERING CORP CAMBRIDGE MASS  
TIME DEGRADATION FACTORS FOR TURBINE ENGINE EXHAUST EMISSIONS. --ETC(U)  
MAY 78

F/G 13/2

DOT-FA74NA-1100


UNCLASSIFIED

NREC-1238-8

FAA-RD-78-56-3

NL

1 of 4  
AD  
A070575



② LEVEL III  
A070574

Report No. FAA-RD-78-56, III

ADA070575

# TIME DEGRADATION FACTORS FOR TURBINE ENGINE EXHAUST EMISSIONS

VOLUME III  
JT8D-7 TEST DATA



DDC  
RECEIVED  
JUN 25 1979

JB B

MAY 1978

INTERIM REPORT

Document is available to the public through the  
National Technical Information Service,  
Springfield, Virginia 22151

Prepared for

**U. S. DEPARTMENT OF TRANSPORTATION**  
**FEDERAL AVIATION ADMINISTRATION**  
Systems Research & Development Service  
Washington, D.C. 20590

DDC FILE COPY

This document is disseminated under the sponsorship  
of the Department of Transportation in the interest  
of information exchange. The United States  
Government assumes no liability for its contents or  
use thereof.

12377e

Technical Report Documentation Page

1. Report No. FAA-RD-78-56, III	2. Government Accession No.	3. Recipient's Catalog No. 11
4. Title and Subtitle Time Degradation Factors for Turbine Engine Exhaust Emissions, Volume III - JT8D-7 Test Data	5. Report Date May 1978	6. Performing Organization Code
	7. Author(s)	8. Performing Organization Report No. FAA-NA-77-179 NREC - 1238 - 8
9. Performing Organization Name and Address Northern Research and Engineering Corporation 219 Vassar Street Cambridge, Massachusetts, 02139	10. Work Order No. (TRATS)	11. Contract or Grant No. DOT-FA74NA-1100
12. Sponsoring Agency Name and Address Department of Transportation FEDERAL AVIATION ADMINISTRATION Systems Research and Development Service Washington, D. C. 20591	13. Type of Report and Period Covered Interim Report August 1974 - June 1977	14. Sponsoring Agency Code
15. Supplementary Notes This investigation was performed under a contract administered by the National Aviation Facilities Experimental Center, Atlantic City, New Jersey.		
16. Abstract This is the third volume of an eight-volume report concerning the degradation of turbine engine emissions. This volume contains a compilation of all emission test data and analysis data used in the development of degradation factors for the JT8D-7 engine type. In addition, the volume contains maintenance data for the test units during the period of testing, as well as analyses of the samples of fuel used in each test.		
17. Key Words Aircraft Turbine Engine Exhaust Emissions Time Degradation Factors		
18. Distribution Statement Document is available to the public through the National Technical Information Service, Springfield, Virginia 22151		
19. Security Classif. (of this report) UNCLASSIFIED	20. Security Classif. (of this page) UNCLASSIFIED	21. No. of Pages 371
		22. Price

18 FAA-RD, FAA-NA

19 78-56-3, 77-179-Vol-3

Form DOT F 1700.7 (8-77)

Reproduction of completed page authorized

U. S. GOVERNMENT PRINTING OFFICE : 1973 925-904/320

260 350

JOB

TABLE OF CONTENTS

1. INTRODUCTION . . . . . 1  
 1.1 Content of Volume . . . . . 1  
 2. ENGINE TEST AND MAINTENANCE CHRONOLOGY . . . . . 3  
 3. NOMENCLATURE . . . . . 11  
 4. EMISSIONS AND ANALYSIS DATA . . . . . 23  
     Baseline Test Series . . . . . 25  
     600 Hour Test Series . . . . . 82  
     1200 Hour Test Series . . . . . 139  
     1800 Hour Test Series . . . . . 196  
     2400 Hour Test Series . . . . . 253  
     3000 Hour Test Series . . . . . 310  
 5. FUEL ANALYSIS DATA . . . . . 367  
 6. REFERENCES . . . . . 371

Accession For	
NTIS GRA&I	<input checked="" type="checkbox"/>
DDC TAB	<input type="checkbox"/>
Unannounced	<input type="checkbox"/>
Justification	
By	
Distribution/	
Availability Codes	
Dist.	Avail and/or special
A	

LIST OF FIGURES

Figure 1.	Estimated Corrected Total Air Flow versus Corrected Low Rotor Speed . . . . .	13
Figure 2.	Estimated Engine Thrust versus Engine Pressure Ratio Characteristic with NAFEC Emissions Sampling Rake Installed . . . . .	14
Figure 3.	Estimated Engine Thrust versus Corrected High Rotor Speed in the Idle Regime . . . . .	15
Figure 4.	Typical Production Engine Performance . . . . .	19

## I. INTRODUCTION

This is the third volume of an eight-volume report concerning the degradation of turbine engine emissions. This volume contains test data obtained for the JT8D-7 engine type as installed on the 727-100 aircraft. The engines, owned and operated by UAL, were tested in San Francisco by UAL personnel.

The other volumes of the report are listed below:

- Volume I - Program Description and Results
- Volume II - JT8D-9 Test Data
- Volume IV - JT3D-7 Test Data
- Volume V - JT3D-3B Test Data
- Volume VI - JT9D-3A Test Data
- Volume VII - RB211-22B Test Data
- Volume VIII - CF700-2D Test Data

Regarding the test data, it should be noted that EPA test specifications were not followed where they conflicted with the interests of degradation testing. Hence, comparison of absolute emission levels presented in this report with EPA standards may be misleading.

### I.1 CONTENT OF VOLUME

There are four sections that make up the volume: Engine Test and Maintenance Chronology; Nomenclature; Emissions and Analysis Data; and Fuel Analysis Data.

The Engine Test and Maintenance Chronology section contains a chronological, unit-by-unit, listing of noteworthy events occurring to a particular engine in the course of the program. This includes test dates, dates and descriptions of maintenance, and the dates of installations onto other aircraft that may have occurred. If an engine was removed from the program, the date and reason are also included.

The Nomenclature section contains a listing and description of all the titles and column headings used in the two succeeding sections. This includes all equations used in the various calculations.

The Emissions and Analysis Data section includes all data gathered during a test, plus the results of any calculations performed on that data.

It consists of a number of tables arranged according to test series. For the JT8D-7 engine there were six such series; Baseline; 600 Hour; 1200 Hour; 1800 Hour; 2400 Hour; and 3000 Hour. The hour designations represent the nominal value of time since baseline (TSB) for each engine tested. The actual values of TSB are scattered about the nominal values. Within each test series, the data is further subdivided into a table of data pertinent to an entire test for an engine and a series of seven tables for each of the eight modes tested. Thus there are a total of 57 tables for each test series. In addition, the section begins with a set of notes documenting the data.

The Fuel Analysis Data section contains a unit-by-unit listing of the results of analyses performed on samples of jet fuel used during the emission tests. During each engine test, a sample of fuel was taken from the same fuel tank as used during the test and subsequently analyzed. The results of the analyses include API gravity, hydrogen-carbon ratio and the percentages of paraffins, olefins and aromatics.

2. ENGINE TEST AND MAINTENANCE CHRONOLOGY

Unit No./ Serial No.	Date	Item
1/654931		Original Test A/C No. <u>7317</u> , Position No. <u>1</u>
	6/19/75	Baseline Emission Test
	6/26/75	Pneumatic line leak
	7/28/75	Engine removed from program
2/649083		Original Test A/C No. <u>7317</u> , Position No. <u>2</u>
	6/19/75	Baseline Emission Test
	9/22/75	"600-Hour" Emission Test
	1/26/76	"1200-Hour" Emission Test
	5/14/76	"1800-Hour" Emission Test
	5/24/76	Retrimmed engine
	6/12/76	Replaced FCU
	6/13/76	Trimmed engine
	8/31/76	"2400-Hour" Emission Test
11/16/76	"3000-Hour" Emission Test	
3/655099		Original Test A/C No. <u>7317</u> , Position No. <u>3</u>
	6/19/75	Baseline Emission Test
	9/27/75	"600-Hour" Emission Test
	1/26/76	"1200-Hour" Emission Test
	3/20/76	Engine removed due to compressor blade failure
4/654425		Original Test A/C No. <u>7312</u> , Position No. <u>1</u>
	6/21/75	Baseline Emission Test
	9/8/75	Engine throttle rerigged, actuator alignment
	10/6/75	"600-Hour" Emission Test
	1/22/76	"1200-Hour" Emission Test
	5/12/76	"1800-Hour" Emission Test
	8/16/76	"2400-Hour" Emission Test
11/4/76	"3000-Hour" Emission Test	

Unit No./ Serial No.	Date	Item
5/654098		Original Test A/C No. <u>7312</u> , Position No. <u>2</u>
	6/21/75	Baseline Emission Test
	10/6/75	"600-Hour" Emission Test
	10/12/75	Anti-ice valve stuck open
	12/27/75	Replaced fuel control and P <sub>53</sub> line
	1/22/76	"1200-Hour" Emission Test
	5/12/76	"1800-Hour" Emission Test
	7/10/76	Engine removed from program due to metal in tailpipe
6/654034		Original Test A/C No. <u>7312</u> , Position No. <u>3</u>
	6/21/75	Baseline Emission Test
	10/6/75	"600-Hour" Emission Test
	1/22/76	"1200-Hour" Emission Test
	5/12/76	"1800-Hour" Emission Test
	8/16/76	"2400-Hour" Emission Test
	11/4/76	"3000-Hour" Emission Test
7/653914		Original Test A/C No. <u>7308</u> , Position No. <u>1</u>
	6/23/75	Baseline Emission Test
	6/25/75	Trimmed engine
	10/3/75	"600-Hour" Emission Test
	12/6/75	Align throttles. no noise trimmed
	1/21/76	"1200-Hour" Emission Test
	5/11/76	"1800-Hour" Emission Test
	5/18/76	Eighth-stage bleed valve stuck open
	8/4/76	"2400-Hour" Emission Test
	9/20/76	Rerigged and retrimmed engine
11/9/76	"3000-Hour" Emission Test	
8/655128		Original Test A/C No. <u>7308</u> , Position No. <u>2</u>
	6/23/75	Baseline Emission Test

Unit No./ Serial No.	Date	Item
8/655128 Continued	10/3/75	"600-Hour" Emission Test
	12/6/75	Align throttles, no noise trimmed
	1/21/76	"1200-Hour" Emission Test
	5/11/76	"1800-Hour" Emission Test
	8/4/76	"2400-Hour" Emission Test
	9/20/76	Rerigged and retrimmed engine
	11/9/76	"3000-Hour" Emission Test
9/654151		Original Test A/C No. <u>7308</u> , Position No. <u>3</u>
	6/23/75	Baseline Emission Test
	6/25/75	Trimmed engine
	10/3/75	"600-Hour" Emission Test
	12/6/75	Align throttles, no noise trimmed
	1/21/76	"1200-Hour" Emission Test
	5/11/76	"1800-Hour" Emission Test
	8/4/76	"2400-Hour" Emission Test
9/20/76	Rerigged and retrimmed engine	
11/9/76	"3000-Hour" Emission Test	
10/648798		Original Test A/C No. <u>7560</u> , Position No. <u>1</u>
	6/24/75	Baseline Emission Test
	10/1/75	"600-Hour" Emission Test
	1/23/76	"1200-Hour" Emission Test
	4/29/76	"1800-Hour" Emission Test
5/24/76	Engine removed due to compressor disk limit	
11/649625		Original Test A/C No. <u>7560</u> , Position No. <u>2</u>
	6/24/75	Baseline Emission Test
	10/1/75	"600-Hour" Emission Test
	1/23/76	"1200-Hour" Emission Test
	4/29/76	"1800-Hour" Emission Test
8/17/76	"2400-Hour" Emission Test	
11/5/76	"3000-Hour" Emission Test	

Unit No./ Serial No.	Date	Item
12/653606		Original Test A/C No. <u>7560</u> , Position No. <u>3</u>
	6/24/75	Baseline Emission Test
	10/1/75	"600-Hour" Emission Test
	1/20/76	Replaced nose cowl
	1/23/76	"1200-Hour" Emission Test
	4/29/76	"1800-Hour" Emission Test
13/654037		Original Test A/C No. <u>7576</u> , Position No. <u>1</u>
	6/25/75	Baseline Emission Test
	7/19/75	Down-trimmed engine 20 clicks
	9/24/75	"600-Hour" Emission Test
	11/15/75	No noise trim for throttle alignment
	1/9/76	"1200-Hour" Emission Test
	1/26/76	Operated with anti-ice valve in open position, valve replaced
	4/21/76	"1800-Hour" Emission Test
	7/13/76	Throttle rerigged
	7/22/76	"2400-Hour" Emission Test
14/653665		Original Test A/C No. <u>7576</u> , Position No. <u>2</u>
	6/25/75	Baseline Emission Test
	9/24/75	"600-Hour" Emission Test
	1/9/76	"1200-Hour" Emission Test
	4/21/76	"1800-Hour" Emission Test
	7/13/76	Throttle rerigged
	7/22/76	"2400-Hour" Emission Test
10/15/76	"3000-Hour" Emission Test	

Unit No./ Serial No.	Date	Item
15/665264		Original Test A/C No. <u>7550</u> , Position No. <u>1</u>
	7/13/75	Baseline Emission Test
	8/21/75	Throttle alignment rigged
	9/11/75	Accomplished no noise trim
	10/10/75	"600-Hour" Emission Test
	2/2/76	"1200-Hour" Emission Test
	5/10/76	"1800-Hour" Emission Test
	7/17/76	Retrimmed engine
	8/4/76	Replaced fuel pump
	9/13/76	"2400-Hour" Emission Test
	10/20/76	Engine removed due to vibration
16/648902		Original Test A/C No. <u>7550</u> , Position No. <u>2</u>
	7/13/75	Baseline Emission Test
	7/16/75	Saddle duct split left side
	9/11/75	Accomplished no noise trim
	10/10/75	"600-Hour" Emission Test
	2/2/76	"1200-Hour" Emission Test
	5/10/76	"1800-Hour" Emission Test
	7/17/76	Retrimmed engine
	9/13/76	"2400-Hour" Emission Test
	11/17/76	"3000-Hour" Emission Test
17/648723		Original Test A/C No. <u>7550</u> , Position No. <u>3</u>
	7/13/75	Baseline Emission Test
	9/11/75	Accomplished no noise trim
	10/14/75	"600-Hour" Emission Test
	2/2/76	"1200-Hour" Emission Test
	3/4/76	Engine removed from program due to foreign object damage

Unit No./ Serial No.	Date	Item
18/649498		Original Test A/C No. <u>7557</u> , Position No. <u>1</u>
	6/30/75	Baseline Emission Test
	10/8/75	"600-Hour" Emission Test
	2/3/76	"1200-Hour" Emission Test
	5/17/76	"1800-Hour" Emission Test
	8/26/76	"2400-Hour" Emission Test
		Engine removed from program due to metal in oil system
19/653877		Original Test A/C No. <u>7557</u> , Position No. <u>2</u>
	6/30/75	Baseline Emission Test
	10/8/75	"600-Hour" Emission Test
	2/3/76	"1200-Hour" Emission Test
	5/17/76	"1800-Hour" Emission Test
	8/26/76	"2400-Hour" Emission Test
	10/23/76	EPR low, corrected problem
10/29/76	Engine removed from program	
20/648789		Original Test A/C No. <u>7557</u> , Position No. <u>3</u>
	6/30/75	Baseline Emission Test
	9/4/75	FCU replaced
	9/15/75	Pneumatic 13th stage MOD valve replaced
	10/8/75	"600-Hour" Emission Test
	2/3/76	"1200-Hour" Emission Test
	5/17/76	"1800-Hour" Emission Test
	6/11/76	Replaced engine bleed valve
	8/26/76	"2400-Hour" Emission Test
11/18/76	"3000-Hour" Emission Test	
21/649631		Original Test A/C No. <u>7317</u> , Position No. <u>1</u>
	9/22/75	Baseline Emission Test
	1/26/76	"600-Hour" Emission Test

Unit No./ Serial No.	Date	Item
21/649631 Continued	5/14/76	"1200-Hour" Emission Test
	8/31/76	"1800-Hour" Emission Test
	11/16/76	"2400-Hour" Emission Test

○ 1  
○ 2  
○ 3  
○ 4  
○ 5  
○ 6  
○ 7  
○ 8  
○ 9  
○ 10

○ 11  
○ 12  
○ 13  
○ 14  
○ 15  
○ 16  
○ 17  
○ 18  
○ 19  
○ 20

### 3. NOMENCLATURE

Name	Symbol	Description	Unit
TSO	TSO	Time Since Overhaul	hrs
TSE	TSE	Time Since Baseline	hrs
AMB TEMP	$T_a$	Ambient temperature	deg R
AMB PRESS	$P_a$	Barometric pressure	in Hg abs
AMB HUMID	H	Ambient humidity	lbm H <sub>2</sub> O per lbm dry air
MODE 1		Idle, initial - 56 percent N <sub>2</sub> nominal	
MODE 2		Idle "plus", initial - 60 percent N <sub>2</sub>	
MODE 3		Take-off - T.O. EPR from airline engine operating guide	
MODE 4		Climb - EPR corresponding to 85 percent T.O. thrust	
MODE 5		Intermediate - EPR corresponding to 60 percent T.O. thrust	
MODE 6		Approach - EPR corresponding to 30 percent T.O. thrust	
MODE 7		Idle "plus", final - see MODE 2	
MODE 8		Idle, final - see MODE 1	
N1 SPEED	$N_1$	Rotational speed of low pressure turbine, given as a percent of design speed (8700 rpm)	percent
N2 SPEED	$N_2$	Rotational speed of high pressure turbine, given as a percent of design speed (12,250 rpm)	percent
CORR N1	$N_1'$	$N_1$ speed corrected to standard ambient conditions $N_1' = N_1 \times \sqrt{518.7/T_a} \text{ (Ref 1)}$	percent
CORR N2	$N_2'$	Corrected N <sub>2</sub> speed (Ref 1) $N_2' = N_2 \times \sqrt{518.7/T_a}$	percent
FUEL FLOW	F	Fuel flow	lbm per hr

Name	Symbol	Description	Unit
CB F/A	$(F/A)_{CB}$	Carbon balance fuel-air ratio (see Ref 2, dry basis) $(F/A)_{CB} = \frac{(12+a) \times 4.77(1+0.25a)}{(1+0.25a)(32+3.73 \times 28+0.04 \times 40)} \div$ $\left[ \frac{100}{\frac{CO+CO_2+HC}{10^4} + 0.25a} - \frac{1}{2} \left( \frac{CO/10^4}{\frac{CO+CO_2+HC}{10^4}} \right) - \frac{(1+0.25a)HC/10^4}{\frac{CO+CO_2+HC}{10^4}} \right]$ <p>where <math>a</math> is the hydrogen-carbon ratio of the fuel as obtained in the fuel analysis. (A mean value was used when the analysis was not available; <math>a_{mean} = 1.90</math>)</p>	
PERF F/A	$(F/A)_{PF}$	Performance fuel-air ratio $(F/A)_{PF} = F / \left[ AC \times \frac{P_a}{29.92} \times \sqrt{518.7/T_a} \right]$ <p>where AC is obtained from the curve shown in Figure 1</p>	
TT7	$T_{T7}$	Exhaust gas temperature	deg R
EPR	EPR	Engine pressure ratio	
THRUST	TH	Thrust, obtained from $TH = TH' \times (P_a/29.92)$ (Ref 1)	lbf
CORR FU FL	$F'$	Corrected fuel flow (Ref 1) $F' = F \times (29.92/P_a) \times \sqrt{518.7/T_a}$	lbm per hr
COR CB F/A	$(F/A)'_{CB}$	Corrected carbon balance fuel-air ratio (Ref 1) $(F/A)'_{CB} = (F/A)_{CB} \times (518.7/T_a)$	
COR PF F/A	$(F/A)'_{PF}$	Corrected performance fuel-air ratio (Ref 1) $(F/A)'_{PF} = (F/A)_{PF} \times (518.7/T_a)$	
CORR TT7	$T_{T7}'$	Corrected exhaust gas temperature $T_{T7}' = T_{T7} \times (518.7/T_a)$	deg R
COR THRUST	$TH'$	Corrected thrust (obtained from curve shown in Fig 2 for modes 3 through 6 and from the curve shown in Fig 3 for modes 1, 2, 7 and 8)	lbf

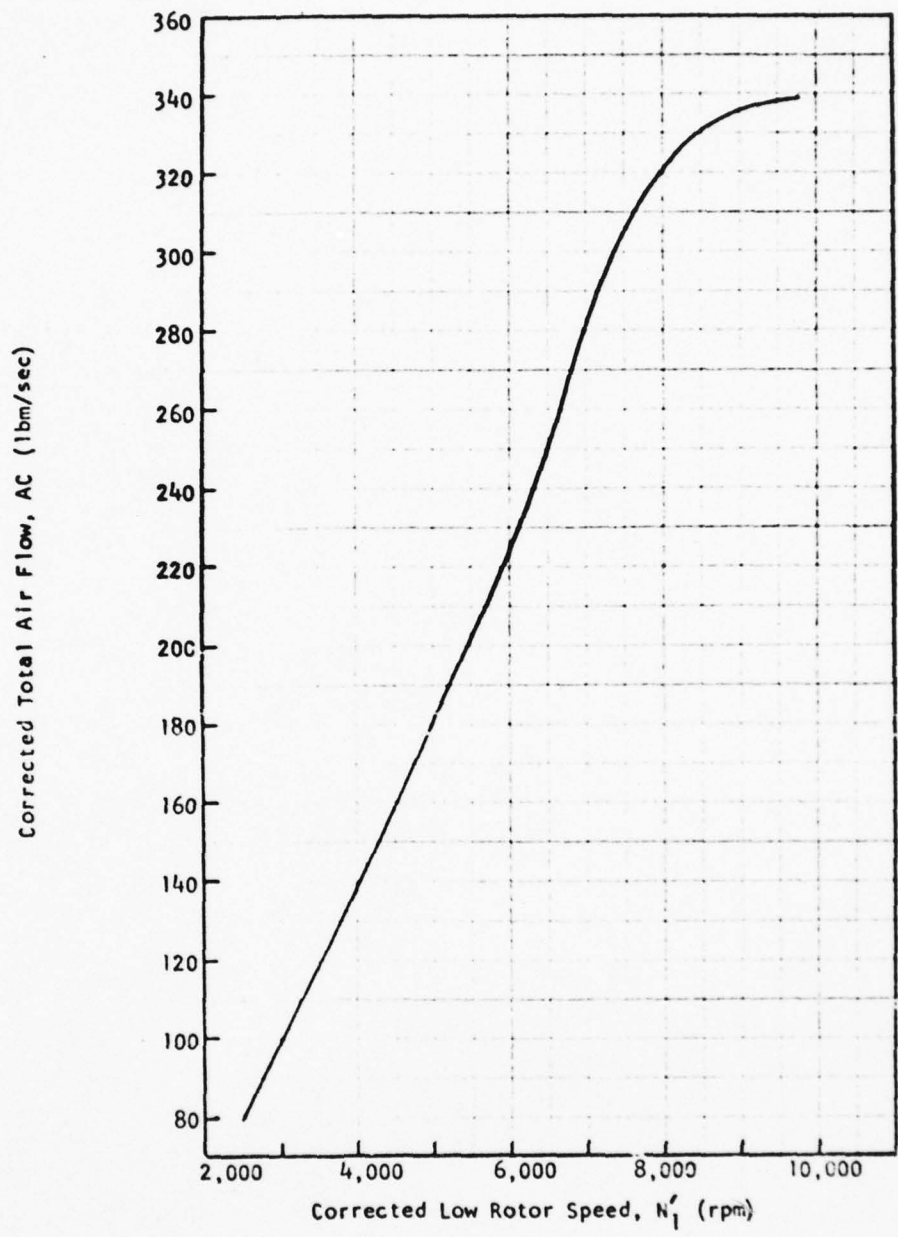


Figure 1. Estimated Corrected Total Air Flow versus Corrected Low Rotor Speed

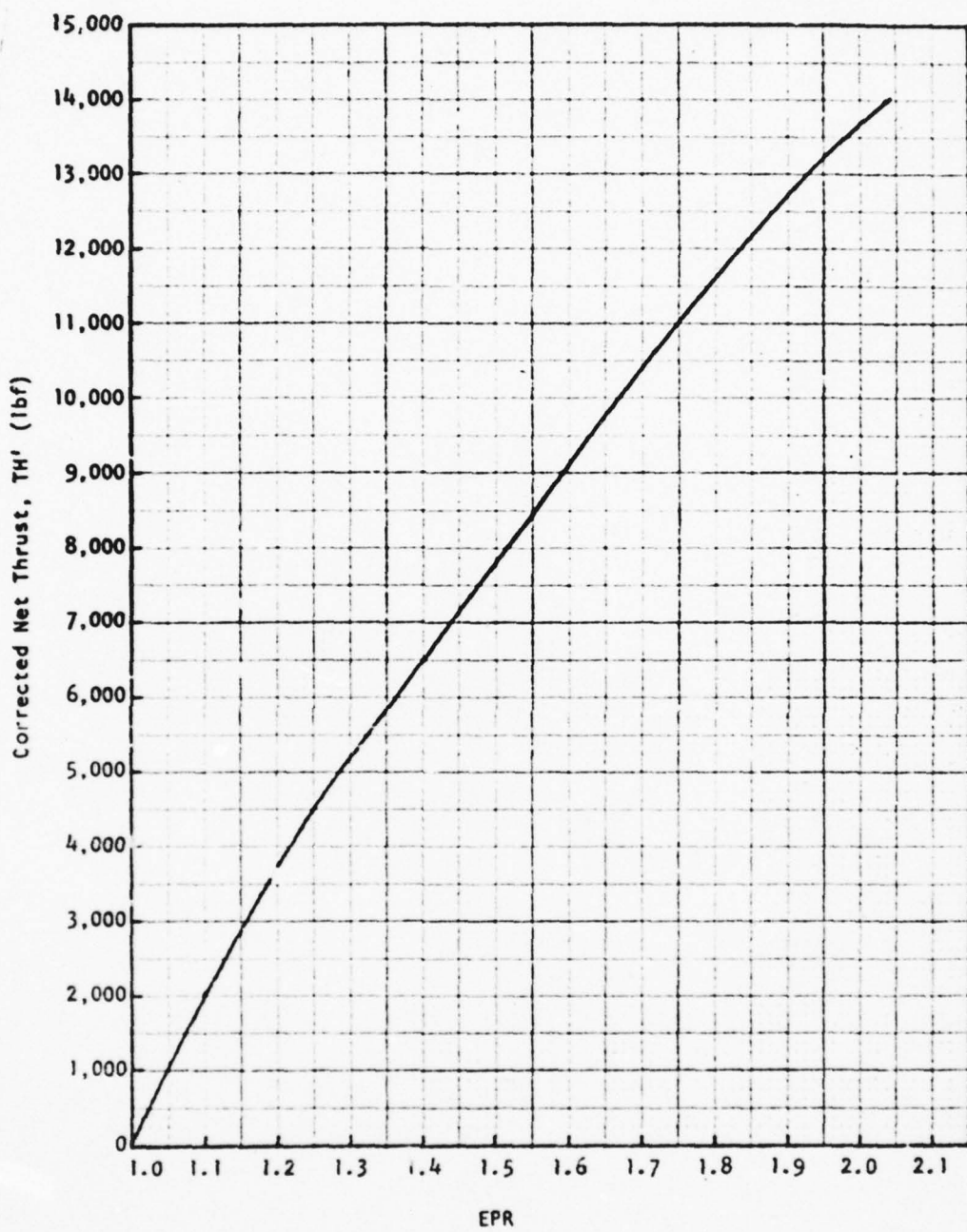


Figure 2. Estimated Engine Thrust versus Engine Pressure Ratio Characteristic with NAFEC Emissions Sampling Rake Installed

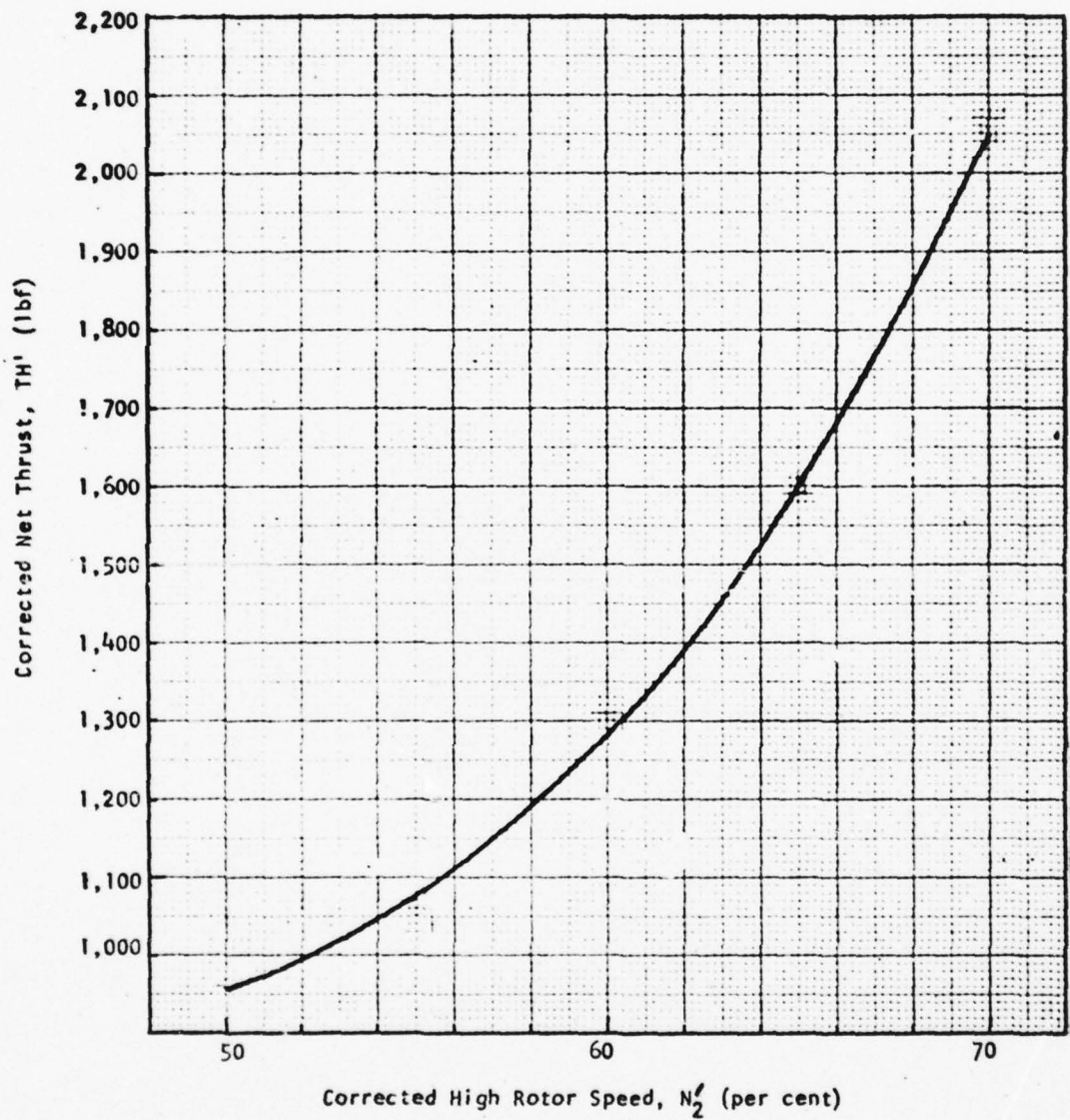


Figure 3. Estimated Engine Thrust versus Corrected High Rotor Speed in the Idle Regime

Name	Symbol	Description	Unit
CO2 CONC	CO <sub>2</sub>	Concentration of carbon dioxide	percent
CO CONC	CO	Concentration of carbon monoxide	ppm
HC CONC	HC	Concentration of hydrocarbons (propane)	ppm
NO CONC	NO	Concentration of NO	ppm
NOX CONC	NO <sub>x</sub>	Concentration of NO <sub>x</sub>	ppm
CO2 EI	EI <sub>CO2</sub>	Emission index of carbon dioxide (Ref 3) $EI_{CO2} = \frac{M_{CO2} \times CO_2 \times 1000}{(M_C + a \times M_H) \left( \frac{CO}{10^4} + \frac{CO_2 + HC}{10^4} \right)}$ where: M <sub>C</sub> = atomic weight of carbon M <sub>H</sub> = atomic weight of hydrogen M <sub>CO2</sub> = molecular weight of CO <sub>2</sub>	lbm per 1000 lbm fuel
CO EI	EI <sub>CO</sub>	Emission index of carbon monoxide (Ref 3) $EI_{CO} = \frac{M_{CO} \times \frac{CO}{10^4} \times 1000}{(M_C + a \times M_H) \left( \frac{CO}{10^4} + \frac{CO_2 + HC}{10^4} \right)}$ where: M <sub>CO</sub> = molecular weight of CO	lbm per 1000 lbm fuel
HC EI	EI <sub>HC</sub>	Emission index of hydrocarbons (Ref 3) $EI_{HC} = \frac{M_{HC} \times \frac{HC}{10^4} \times 1000}{(M_C + a \times M_H) \left( \frac{CO}{10^4} + \frac{CO_2 + HC}{10^4} \right)}$ where: M <sub>HC</sub> = molecular weight of methane	lbm per 1000 lbm fuel
NO EI	EI <sub>NO</sub>	Emission index of NO (Ref 3) $EI_{NO} = \frac{M_{NO2} \times \frac{NO}{10^4} \times 1000}{(M_C + a \times M_H) \left( \frac{CO}{10^4} + \frac{CO_2 + HC}{10^4} \right)}$ where: M <sub>NO2</sub> = molecular weight of NO <sub>2</sub>	lbm per 1000 lbm fuel

Name	Symbol	Description	Unit
NOX EI	$EI_{NO_x}$	Emission index of $NO_x$ (Ref 3) $EI_{NO_x} = \frac{M_{NO_2} \times \frac{NO_x}{10^4} \times 1000}{(M_c + a \times M_H) \left( \frac{CO}{10^4} + \frac{CO_2}{10^4} + \frac{HC}{10^4} \right)}$	1bm per 1000 1bm fuel
SMK NUMBER FRONT SIDE	SN	Smoke Number (Ref 3) $SN = 100 \times (1-RS/RW)$ where RS = smoke spot reflectance RW = reflectance of clean filter paper	
SMK NUMBER CORRECTED	SN'	Smoke Number corrected in manner shown in Appendix III of Volume I.	
NREC CO EI	$(EI_{CO})_{std}$	NREC corrected CO emission index (see Appendix II of Volume I) $(EI_{CO})_{std} = \frac{F_{CO}}{(F_{CO})_{std}} \times EI_{CO}$	1bm per 1000 1bm fuel
NREC HC EI	$(EI_{HC})_{std}$	NREC corrected HC emission index (see Appendix II of Volume I) $(EI_{HC})_{std} = \frac{F_{HC}}{(F_{HC})_{std}} \times EI_{HC}$	1bm per 1000 1bm fuel
NRE CNO EI	$(EI_{NO})_{std}$	NREC corrected NO emission index (see Appendix II of Volume I) $(EI_{NO})_{std} = \frac{(F_{NO})_{std}}{F_{NO}} \times EI_{NO}$	1bm per 1000 1bm fuel
NR CNOX EI	$(EI_{NO_x})_{std}$	NREC corrected $NO_x$ emission index (see Appendix II of Volume I) $(EI_{NO_x})_{std} = \frac{(F_{NO})_{std}}{F_{NO}} \times EI_{NO_x}$	1bm per 1000 1bm fuel
FCO	$F_{CO}$	CO emission factor $F_{CO} = \left[ \frac{P_{b,obs}}{P_{b,ref}} \right]^{3/4} \cdot \left[ \frac{T_{b,obs}}{T_{b,ref}} \right]^{1/2}$	

Name	Symbol	Description
FCO Continued		<p style="text-align: center;"><math>T_{b,obs}/330</math> for modes 1,2,7,8</p> $\left\{ \begin{array}{l} \frac{e^{T_{b,obs}/330}}{e^{T_{b,ref}/(400 - F/A_{ref} \times 10^4)}} \\ \frac{e^{T_{b,obs}/(400 - F/A_{obs} \times 10^4)}}{e^{T_{b,ref}/(400 - F/A_{ref} \times 10^4)}} \end{array} \right.$ <p style="text-align: center;">for modes 3,4,5,6</p> <p>where: <math>P_{b,ref} = P_{a,ref} \cdot f_1 \left( N_{2,ref} \sqrt{\frac{T_{a,ref}}{518.7}} \right)</math></p> $T_{b,ref} = \frac{T_{a,ref}}{518.7} \cdot f_2 \left( N_{2,ref} \sqrt{\frac{T_{a,ref}}{518.7}} \right)$ $P_{b,obs} = P_{a,obs} \cdot f_1 \left( N_{2,obs} \sqrt{\frac{T_{a,obs}}{518.7}} \right)$ $T_{b,obs} = \frac{T_{a,obs}}{518.7} \cdot f_2 \left( N_{2,obs} \sqrt{\frac{T_{a,obs}}{518.7}} \right)$ <p>where the functions <math>f_1</math> and <math>f_2</math> are obtained from curves supplied by P&amp;WA (see Fig 4)</p> <p>Subscript "obs" refers to actual values or values observed for a particular test and mode.</p> <p>Subscript "ref" refers to reference values, arbitrarily chosen as the average values for the baseline tests (and at take-off power where appropriate)</p> <p>The reference values were:</p> $F/A_{ref} = 0.0098$ $N_{2,ref} = 11,393 \text{ rpm}$ $P_{a,ref} = 30.05 \text{ in Hg abs}$ $T_{a,ref} = 517.1 \text{ deg R}$

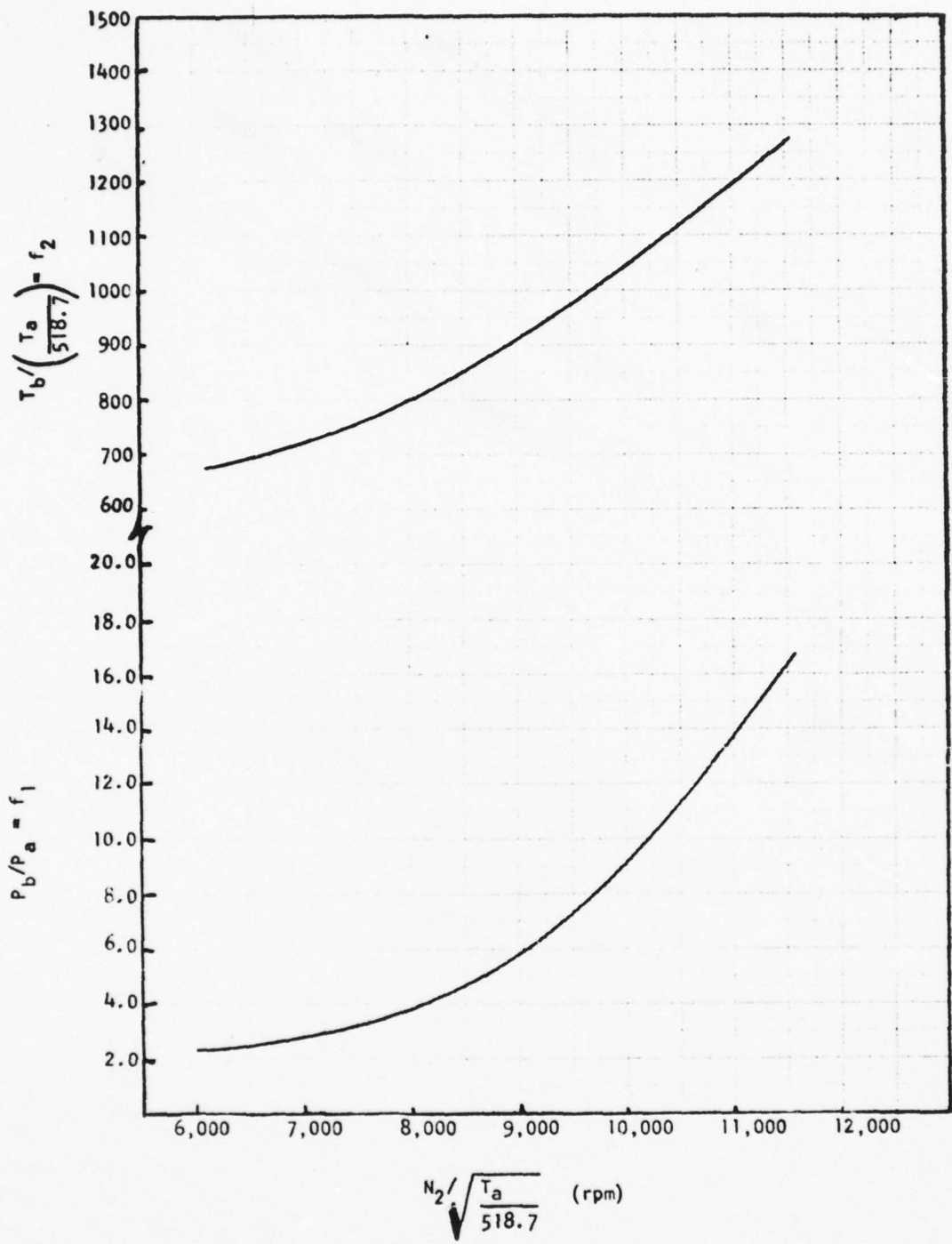


Figure 4. Typical Production Engine Performance

Name	Symbol	Description
FHC	$F_{HC}$	<p>HC emission factor</p> $F_{HC} = \left[ \frac{P_{b,obs}}{P_{b,ref}} \right]^{3/4} \left[ \frac{T_{b,obs}}{T_{b,ref}} \right]^{1/2} \cdot \frac{e^{T_{b,obs}/(400 - F/A_{obs} \times 10^4)}}{e^{T_{b,ref}/(400 - F/A_{ref} \times 10^4)}}$
FNO	$F_{NO}$	<p>NO emission factor</p> $F_{NO} = \left[ \frac{P_{b,obs}}{P_{b,ref}} \right]^{1/2} \cdot e^{\{0.00200(T_{b,obs} - T_{b,ref}) - 19H\}}$
STD FCO	$(F_{CO})_{std}$	<p>Corrected CO emission factor</p> $(F_{CO})_{std} = \frac{P_{b,std}}{P_{b,ref}} \cdot \frac{T_{b,std}}{T_{b,ref}} \cdot \frac{e^{T_{b,std}/330} \text{ for modes 1,2,7, 8}}{e^{T_{b,ref}/(400 - F/A_{ref} \times 10^4)}} \cdot \frac{e^{T_{b,std}/(400 - T_{a,std}(F/A_{obs}/T_{a,obs}) \times 10^4)}}{e^{T_{b,ref}/(400 - F/A_{ref} \times 10^4)}} \text{ for modes 3,4,5,6}$ <p>where:</p> $P_{b,std} = P_{a,std} \cdot f_1 \left( N_{2,std} \sqrt{\frac{T_{a,std}}{518.7}} \right)$ $T_{b,std} = \frac{T_{a,std}}{518.7} \cdot f_2 \left( N_{2,std} \sqrt{\frac{T_{a,std}}{518.7}} \right)$ <p>The values of the engine operating parameters in the standardized emission factors may be obtained by assuming that corrected thrust remains constant. Therefore,</p> $\frac{F/A}{T_a} \text{ and } \frac{N_2}{T_a}$ <p>remain constant, and the equations for <math>T_{b,std}</math> and <math>P_{b,std}</math> should be modified to read:</p>

Name	Symbol	Description
STD FCO Continued		$P_{b,std} = P_{a,std} \cdot f_1 \left( N_{2,obs} \sqrt{\frac{T_{a,obs}}{518.7}} \right)$ $T_{b,std} = f_2 \left( N_{2,obs} \sqrt{\frac{T_{a,obs}}{518.7}} \right)$ <p>Subscript "std" refers to standard day conditions (i.e., 518.7 deg R, 29.92 in Hg abs and 0.0 lbm H<sub>2</sub>O/lbm dry air), or a value corrected to standard day condition.</p>
STD FHC	(F <sub>HC</sub> ) <sub>std</sub>	<p>Corrected HC emission index</p> $(F_{HC})_{std} = \left[ \frac{P_{b,std}}{P_{b,ref}} \right]^{3/4} \cdot \left[ \frac{T_{b,std}}{T_{b,ref}} \right]^{1/2} \cdot \frac{e^{T_{b,std}/(400 - T_{a,std}(F/A_{obs}/T_{a,obs}) \times 10^4)}}{e^{T_{b,ref}/(400 - F/A_{ref} \times 10^4)}}$
STD FNO	(F <sub>NO</sub> ) <sub>std</sub>	<p>Corrected NO emission index</p> $(F_{NO})_{std} = \left[ \frac{P_{b,std}}{P_{b,ref}} \right]^{1/2} \cdot e^{0.00200 (T_{b,std} - T_{b,ref})}$
API		Specific gravity of jet fuel measured at 60 deg F using "Relative Density or Density of Liquid-Balance Method" and converted to API gravity using a conversion table.
H/C RATIO	a	Hydrogen-carbon ratio as determined using a Danda Carlo Erba Model 1100 elemental analyzer and the indium sample encapsulation technique.
FIA		Fluorescent Indicator Adsorption - Fuel samples were analyzed for paraffin, olefin, and aromatic content using the ASTM Method D1319-70.

#### 4. EMISSIONS AND ANALYSIS DATA

The data which appears on the following pages consists of actual test data as well as calculated values which were used for analysis purposes. In examining this data, certain points should be noted, as listed below:

1. Data has been rounded off to no more than 4 significant figures.
2. In some instances, the NO analyzer gave higher readings than the NO<sub>x</sub> analyzer. In these cases, the NO<sub>x</sub> emission index and the NREC corrected emission index were set equal to the corresponding NO values. The NO<sub>x</sub> concentration and the FAA corrected emission index were not changed.
3. In certain tests, smoke data could not be obtained for a particular mode. Values of 0.0 are printed in the tables for these cases.
4. A variation in test procedure invalidated the hydrocarbon results for the baseline tests of units 1, 2 and 5. Blanks were left in the tables in these cases.
5. The calibration gas concentrations for NO and NO<sub>x</sub> were questionable for the nominal 50 ppm bottle for tests conducted between 10/10/75 and 6/14/76; and for the nominal 200 ppm bottle for tests conducted between 11/18/75 and 4/22/76. The test data was processed in two different ways: the first assuming the stated concentrations were correct; and the second using calculated values for the concentrations. This is discussed in detail in Appendix IV of Volume I. In the following tables, the concentrations and emission indexes of NO and NO<sub>x</sub> are based on the stated calibration gas concentrations, while the NREC corrected emission indexes are based on the calculated values.

6. The following items of data were found to be erroneous and were changed in the data base:

Unit Number	Test Series	Mode Number	Quantity
10	"Baseline"	2	Fuel Flow
11	"1800-Hour"	1	N <sub>2</sub>
14	"600-Hour"	4	N <sub>1</sub>
14	"1200-Hour"	3,4	Fuel Flow
15	"600-Hour"	4	N <sub>2</sub>
16	"Baseline"	3-6	Fuel Flow
16	"600-Hour"	8	Fuel Flow
19	"Baseline"	3	Fuel Flow
20	"1200-Hour"	4	EPR
21	"Baseline"	3	Fuel Flow

JT80-7 • BASELINE TEST SERIES •

UNIT	TSO HR	TSR HR	AMB TEMP DEG R	AMB PRESS IN HG	AMB HUMID LB H2O/AIR
1	16075.	0.	515.2	29.90	.007550
2	21202.	0.	515.2	29.92	.007540
3	14560.	0.	515.2	29.94	.007540
4	16929.	0.	514.2	30.09	.007190
5	19612.	0.	514.2	30.10	.007190
6	20741.	0.	514.2	30.09	.007190
7	19607.	0.	517.7	29.99	.007490
8	13734.	0.	517.7	30.00	.007490
9	20248.	0.	517.7	30.00	.007490
10	22490.	0.	517.7	30.11	.007340
11	22577.	0.	517.7	30.14	.007330
12	21222.	0.	517.7	30.17	.007330
13	20709.	0.	519.2	30.22	.006430
14	20823.	0.	519.2	30.27	.007070
15	13531.	0.	519.2	30.08	.008120
16	18405.	0.	520.7	29.82	.007850
17	22250.	0.	520.7	29.82	.007850
18	20417.	0.	516.2	30.10	.007690
19	20703.	0.	516.2	30.10	.007690
20	20780.	0.	516.2	30.10	.007690
21	24358.	0.	520.2	30.10	.008570

JT8D-7 • BASELINE TEST SERIES •

---

MODE 1

UNIT	N1 SPEED PER CENT	N2 SPEED PER CENT	CORR N1 PER CENT	CORR N2 PER CENT
1	32.00	56.00	32.11	56.19
2	30.00	54.00	30.10	54.18
3	35.25	58.00	35.37	58.20
4	31.30	55.25	31.44	55.49
5	31.20	55.05	31.34	55.29
6	30.85	54.85	30.98	55.09
7	32.35	56.20	32.38	56.25
8	31.40	55.40	31.43	55.45
9	34.30	57.50	34.33	57.56
10	34.00	57.50	34.03	57.56
11	29.50	53.20	29.53	53.25
12	32.00	56.20	32.03	56.25
13	32.00	56.00	31.98	55.97
14	30.50	54.00	30.49	53.97
15	33.00	56.50	32.98	56.47
16	30.00	54.00	29.94	53.90
17	32.00	55.00	31.94	54.89
18	31.50	53.50	31.58	53.63
19	-28.50	-52.00	-28.57	-52.13
20	30.00	53.00	30.07	53.13
21	-37.00	-61.00	-36.95	-60.91

NOTE - MINUS SIGNS DENOTE OUTLYING VALUES

JT8D-7 • BASELINE TEST SERIES •

MODE 1

UNIT	FUEL FLOW LRM/HR	CR F/A X100	PERF F/A X100	TT7 DEG R	EPR	THRUST LAF
1	1100.	-.2370	.3160	1158.	1.055	1118.
2	1025.	.3020	.3270	1140.	1.050	1044.
3	1160.	.3280	.2930	1140.	1.050	1213.
4	1118.	.3420	.3300	1140.	1.050	1077.
5	1100.	.3640	.3260	1158.	1.050	1068.
6	1075.	.3390	.3250	1158.	1.050	1058.
7	1133.	.3060	.3200	1140.	1.050	1118.
8	1035.	.2860	.3070	1140.	1.050	1079.
9	1153.	.2960	.2970	1140.	1.050	1180.
10	1165.	.3360	.3030	1143.	1.050	1175.
11	-980.	.2590	.3210	1185.	1.050	1018.
12	1055.	-.3740	.3020	1158.	1.060	1111.
13	1090.	.2640	.3120	1142.	1.050	1096.
14	1050.	.2670	.3250	1158.	1.050	1027.
15	1125.	.3150	.3080	1136.	1.060	1125.
16	1050.	.2980	.3410	1140.	1.040	1041.
17	1060.	.3040	.3090	1140.	1.050	1061.
18	1125.	.3070	.3300	1176.	-1.030	1026.
19	-1000.	.3270	.3440	1167.	-1.030	997.
20	1025.	.2940	.3260	1149.	1.040	1016.
21	-1340.	.2920	.3320	1176.	1.060	-1347.

NOTE - MINUS SIGNS DENOTE OUTLYING VALUES

JT8D-7 • BASELINE TEST SERIES •

---

MODE 1

UNIT	CORR FU FL LBM/HR	COR CB F/A X100	COR PF F/A X100	CORR TT7 DEG R	COR THRUST LBF
1	1096.	-.2380	.3180	1166.	1117.
2	1021.	.3040	.3290	1147.	1044.
3	1157.	.3310	.2950	1147.	1213.
4	1119.	.3450	.3320	1150.	1084.
5	1102.	.3670	.3290	1168.	1074.
6	1076.	.3420	.3270	1168.	1064.
7	1135.	.3070	.3210	1142.	1120.
8	1037.	.2860	.3080	1142.	1082.
9	1155.	.2970	.2980	1142.	1183.
10	1171.	.3370	.3040	1146.	1183.
11	-986.	.2600	.3220	1187.	1025.
12	1063.	-.3750	.3020	1160.	1120.
13	1101.	.2640	.3120	1140.	1107.
14	1063.	.2660	.3250	1157.	1039.
15	1132.	.3140	.3080	1135.	1131.
16	1049.	.2970	.3400	1135.	1038.
17	1058.	.3030	.3080	1135.	1058.
18	1129.	.3080	.3310	1181.	1033.
19	-1004.	.3290	.3460	1172.	1003.
20	1029.	.2950	.3270	1154.	1023.
21	-1350.	.2910	.3310	1172.	-1355.

NOTE- MINUS SIGNS DENOTE OUTLYING VALUES

JTRD-7 • BASELINE TEST SERIES •

MODE 1

UNIT	CO2 CONC PER CENT	CO CONC PPM	HC CONC PPM	NO CONC PPM	NOX CONC PPM
1	-.444	136.7	-0.0	1.4	-3.7
2	.582	153.0	-0.0	1.5	4.8
3	.658	150.1	-39.9	1.2	6.4
4	.688	157.5	28.6	2.0	6.6
5	.688	-192.1	-0.0	.9	5.8
6	.680	161.1	-40.5	.3	6.3
7	.619	133.4	24.6	1.6	5.8
8	.575	131.0	30.6	.6	4.4
9	.602	105.9	20.4	1.7	6.3
10	.688	108.9	11.2	2.6	7.6
11	.520	131.6	21.5	1.0	5.3
12	-.763	138.1	15.8	2.3	8.5
13	.538	96.1	11.6	1.5	5.7
14	.537	128.2	21.7	1.1	5.4
15	.631	145.4	28.2	-6.0	6.3
16	.593	164.8	30.9	1.5	5.7
17	.617	107.1	13.5	2.3	6.8
18	.614	170.1	32.3	1.7	5.9
19	.659	162.4	26.9	1.7	6.1
20	.589	152.7	30.9	2.0	5.5
21	.597	84.4	12.6	4.3	9.0

NOTE- MINUS SIGNS DENOTE OUTLYING VALUES

JT8D-7 \* BASELINE TEST SERIES \*

---

MODE 1

UNIT	CO2 EI LB/KLB FU	CO EI LB/KLB FU	HC EI LB/KLB FU	NO EI LB/KLB FU	NOX EI LB/KLB FU	SMK NUMBER FRONT SIDE
1	-2842.	-55.72	-0.00	.91	2.46	.94
2	-2920.	48.87	-0.00	.77	2.51	2.14
3	3032.	44.00	-20.08	.56	3.06	2.56
4	3048.	44.41	13.86	.95	3.04	2.29
5	-2865.	50.87	-0.00	.37	2.53	2.67
6	3030.	45.72	-19.74	.13	2.92	.54
7	3058.	41.95	13.31	.82	3.00	1.34
8	3042.	44.16	17.74	.34	2.45	2.27
9	3075.	34.44	11.40	.92	3.37	2.01
10	3096.	31.18	5.52	1.21	3.57	2.83
11	3039.	48.93	13.76	.59	3.21	1.07
12	3085.	35.55	6.99	.97	3.60	1.08
13	3083.	35.09	7.29	.92	3.43	2.28
14	3048.	46.32	13.49	.67	3.19	1.20
15	3036.	44.51	14.86	3.04	3.19	2.40
16	-3016.	53.30	17.17	.78	3.02	.68
17	3073.	33.95	7.36	1.21	3.55	.13
18	3029.	-53.42	17.43	.86	3.04	1.74
19	3048.	47.83	13.60	.85	2.93	2.18
20	3034.	50.10	17.41	1.07	3.00	1.34
21	3097.	27.89	7.14	2.34	4.88	2.93

NOTE- MINUS SIGNS DENOTE OUTLYING VALUES

JT8D-7 • BASELINE TEST SERIES •

---

MODE 1

UNIT	FCO X100	FMC X100	FNO X100	STD FCO X100	STD FMC X100	STD FNO X100
1	3.1810	2.4380	12.3390	3.2410	2.4810	14.3850
2	2.8970	2.2980	11.6490	2.9390	2.3390	13.5730
3	3.5510	2.8400	13.1820	3.6150	2.8900	15.3570
4	3.0750	2.4930	12.1820	3.1330	2.5400	14.1000
5	3.0460	2.5000	12.1140	3.1030	2.5470	14.0180
6	3.0160	2.4440	12.0420	3.0730	2.4900	13.9170
7	3.2400	2.5700	12.4800	3.2510	2.5780	14.4120
8	3.1180	2.4520	12.2000	3.1280	2.4590	14.0850
9	3.4670	2.7270	12.9960	3.4780	2.7350	15.0040
10	3.4760	2.7930	13.0550	3.4780	2.7950	15.0060
11	2.6970	2.1890	11.4970	2.8060	2.1880	13.2030
12	3.2540	2.6760	12.5560	3.2510	2.6740	14.4120
13	3.2400	2.5140	12.7320	3.2070	2.4890	14.2960
14	2.9420	2.2970	11.8790	2.9090	2.2720	13.4900
15	3.3070	2.6310	12.4800	3.2850	2.6140	14.5020
16	2.9200	2.3150	11.6360	2.8980	2.2990	13.4590
17	3.0670	2.4340	11.9830	3.0420	2.4160	13.8580
18	2.8340	2.2650	11.4950	2.8600	2.2830	13.3530
19	-2.6690	2.1590	-11.0860	-2.6900	2.1770	-12.8760
20	2.7660	2.1970	11.3250	2.7890	2.2150	13.1550
21	-4.3170	-3.3490	-14.5120	-4.2600	-3.3080	-16.9530

NOTE- MINUS SIGNS DENOTE OUTLYING VALUES

JT80-7 • BASELINE TEST SERIES •

MODE 1

UNIT	NREC LB/KLB FU	EI LB/KLB FU	NRE LB/KLB FU	HC FU	EI FU	CNO LB/KLB FU	NR LB/KLB FU	CNOX LB/KLB FU	EI FU	SMK CORRECTED	NUMBER
1	-54.69		-0.00			1.06		2.87		.94	
2	48.00		-0.00			.89		2.93		.92	
3	43.22		-19.73			.65		3.57		1.29	
4	43.58		13.60			1.10		3.52		1.84	
5	49.93		-0.00			.43		2.93		2.67	
6	44.87		-19.38			.15		3.37		.54	
7	41.81		13.26			.95		3.46		1.34	
8	44.03		17.68			.39		2.83		2.27	
9	34.33		11.36			1.07		3.89		1.48	
10	31.17		5.52			1.39		4.11		2.83	
11	48.95		13.77			.68		3.69		1.07	
12	35.58		7.00			1.12		4.13		.74	
13	35.44		7.37			1.03		3.85		1.29	
14	46.85		13.64			.76		3.62		1.20	
15	44.81		14.95			3.53		3.71		2.40	
16	-53.70		17.30			.90		3.49		.68	
17	34.21		7.41			1.40		4.11		.13	
18	-52.99		17.29			.99		3.54		1.11	
19	47.45		13.49			.98		3.41		2.18	
20	49.69		17.28			1.24		3.49		1.34	
21	28.24		7.23			2.73		5.70		2.93	

NOTE- MINUS SIGNS DENOTE OUTLYING VALUES

JT8D-7 • BASELINE TEST SERIES •

MODE 2

UNIT	N1 SPEED PER CENT	N2 SPEED PER CENT	CORR N1 PER CENT	CORR N2 PER CENT
1	35.50	60.00	35.62	60.20
2	-34.00	-58.00	-34.12	-58.20
3	-39.25	-62.00	-39.38	-62.21
4	37.00	60.80	37.16	61.07
5	35.00	59.00	35.15	59.26
6	37.00	60.80	37.16	61.07
7	38.00	60.80	38.04	60.86
8	35.00	59.10	35.03	59.16
9	37.20	60.10	37.24	60.16
10	37.00	61.00	37.04	61.06
11	-34.10	59.00	-34.13	59.06
12	36.00	60.80	36.03	60.86
13	37.00	60.50	36.98	60.47
14	35.00	59.00	34.98	58.97
15	36.00	60.20	35.98	60.17
16	-34.00	-58.00	-33.93	-57.89
17	36.00	59.00	35.93	58.89
18	34.50	-58.00	34.58	-58.14
19	-31.50	-56.00	-31.58	-56.14
20	34.50	-57.50	34.58	-57.64
21	-41.00	-65.00	-40.94	-64.91

NOTE- MINUS SIGNS DENOTE OUTLYING VALUES

JT8D-7 \* BASELINE TEST SERIES \*

---

MODE 2

UNIT	FUEL FLOW LBM/HR	CB F/A X100	PERF F/A X100	TT7 DEG R	EPR	THRUST LRF
1	1255.	-.2040	.3170	1140.	1.050	1313.
2	-1150.	.2680	.2990	1122.	1.050	1214.
3	1360.	.3300	.3260	1149.	1.060	-1432.
4	1340.	.3230	.3290	1122.	1.060	1356.
5	1230.	.3240	.3100	1140.	1.060	1257.
6	1294.	.3190	.3180	1158.	1.060	1356.
7	1340.	.2820	.3270	1158.	1.070	1348.
8	1175.	.2810	.2990	1140.	1.050	1256.
9	1318.	.2990	.3250	1146.	1.070	1306.
10	1345.	.3260	.3320	1176.	1.060	1355.
11	-1150.	.2330	.2980	1158.	1.060	1246.
12	1230.	-.3620	.3070	1176.	1.070	1341.
13	1280.	.2340	.3150	1149.	1.060	1315.
14	1165.	.2380	-.2940	1122.	1.060	1236.
15	1255.	.3080	.3150	1136.	1.050	1303.
16	1200.	.2990	.3180	1140.	1.050	-1203.
17	1250.	.2950	.3170	1140.	1.070	1251.
18	1275.	.2830	.3250	1167.	-1.040	-1203.
19	-1100.	.3090	.3220	1140.	-1.030	-1108.
20	1175.	.2750	.2990	1122.	1.050	-1180.
21	-1550.	.2980	-.3600	1179.	1.070	-1585.

NOTE- MINUS SIGNS DENOTE OUTLYING VALUES

JT8D-7 • BASELINE TEST SERIES •

---

MODE 2

UNIT	CORR FU FL LAM/HR	COR CR F/A X100	COR PF F/A X100	CORR TT7 DEG R	COR THRUST LBF
1	1250.	-.2060	.3190	1147.	1312.
2	-1146.	.2700	.3010	1129.	1213.
3	1356.	.3330	.3290	1157.	-1433.
4	1342.	.3260	.3120	1132.	1364.
5	1232.	.3270	.3130	1150.	1264.
6	1296.	.3220	.3200	1168.	1364.
7	1342.	.2830	.3280	1160.	1352.
8	1177.	.2810	.2990	1142.	1260.
9	1320.	.3000	.3260	1142.	1309.
10	1352.	.3270	.3320	1178.	1364.
11	-1157.	-.2330	.2980	1160.	1255.
12	1239.	-.3630	.3070	1178.	1352.
13	1293.	-.2330	.3150	1148.	1328.
14	1179.	.2370	-.2940	1121.	1251.
15	1262.	.3070	.3140	1135.	1310.
16	1198.	.2980	.3160	1135.	-1199.
17	1248.	.2940	.3160	1135.	1247.
18	1280.	.2840	.3260	1172.	1211.
19	-1194.	.3110	.3240	1145.	-1115.
20	1179.	.2750	.3010	1127.	-1187.
21	-1561.	.2970	-.3590	1176.	-1594.

NOTE- MINUS SIGNS DENOTE OUTLYING VALUES

JT8D-7 • BASELINE TEST SERIES •

MODE 2

UNIT	CO2 CONC PER CENT	CO CONC PPM	HC CONC PPM	NO CONC PPM	NOX CONC PPM
1	-.404	68.5	-0.0	1.9	4.1
2	.534	93.3	-0.0	1.9	5.2
3	.670	105.6	-27.0	2.9	7.8
4	.659	103.1	16.1	3.2	7.6
5	.645	-125.1	-0.0	1.0	6.2
6	.649	100.3	-21.7	1.4	7.2
7	.576	92.6	13.3	2.4	6.6
8	.571	97.8	17.7	1.4	5.5
9	.610	89.2	16.3	2.5	6.9
10	.668	96.9	10.9	3.2	8.0
11	.474	74.9	8.6	1.8	5.5
12	-.743	104.5	10.4	3.4	9.2
13	.478	65.2	6.9	2.3	5.9
14	.484	81.8	12.1	1.8	5.4
15	.623	111.7	17.2	-6.6	6.8
16	.605	-118.0	17.9	2.0	6.6
17	.603	83.1	8.6	3.5	7.6
18	.570	-124.4	-26.6	2.5	6.2
19	.629	-117.6	16.4	2.3	6.4
20	.558	103.1	16.4	2.5	5.7
21	.613	66.7	9.4	5.5	9.5

NOTE- MINUS SIGNS DENOTE OUTLYING VALUES

JT80-7 • BASELINE TEST SERIES •

---

MODE 2

UNIT	CO2 EI LB/KLB FU	CO EI LB/KLB FU	HC EI LB/KLB FU	NO EI LB/KLB FU	NOX EI LB/KLB FU	SMK NUMBER FRONT SIDE
1	-2997.	32.37	-0.00	1.50	3.20	2.67
2	-3020.	33.55	-0.00	1.15	3.06	2.70
3	3070.	30.79	-13.51	1.41	3.71	2.16
4	3085.	30.71	8.22	1.57	3.73	2.40
5	-3011.	37.17	-0.00	-0.47	3.04	-4.23
6	3077.	30.24	-11.25	.68	3.59	2.69
7	3089.	31.61	7.82	1.37	3.68	2.93
8	3079.	33.56	10.45	.80	3.11	1.08
9	3091.	28.75	9.02	1.32	3.64	2.41
10	3100.	28.64	5.52	1.55	3.88	2.28
11	3088.	31.02	6.12	1.23	3.72	-4.45
12	3104.	27.77	4.76	1.50	4.04	2.83
13	3102.	26.89	4.92	1.59	4.01	1.07
14	3083.	33.19	8.44	1.22	3.58	.40
15	-3066.	34.99	9.26	3.38	3.50	1.87
16	-3060.	-37.96	9.90	1.05	3.46	1.74
17	3091.	27.10	4.80	1.86	4.07	1.34
18	-3051.	-42.39	-15.56	1.42	3.45	2.00
19	3079.	36.67	8.77	1.17	3.30	.14
20	3076.	36.18	9.88	1.44	3.28	1.47
21	3112.	21.55	5.20	2.92	5.05	-4.35

NOTE- MINUS SIGNS DENOTE OUTLYING VALUES

JT8D-7 • BASELINE TEST SERIES •

MODE 2

UNIT	FCO X100	FMC X100	FNO X100	STD FCO X100	STD FMC X100	STD FNO X100
1	4.0060	2.9820	14.1700	4.0830	3.0360	16.5260
2	-3.5490	-2.7480	13.1740	-3.6150	-2.7970	-15.3570
3	-4.5180	-3.5800	15.2390	-4.6030	-3.6470	-17.7620
4	4.2140	3.3370	14.7160	4.2990	3.4030	17.0460
5	3.7810	3.0100	13.7870	3.8550	3.0680	15.9630
6	4.2140	3.3300	14.7160	4.2990	3.3960	17.0460
7	4.2310	3.2720	14.6510	4.2460	3.2840	16.9210
8	3.8190	2.9650	13.7730	3.8320	2.9750	15.9030
9	4.0590	3.1740	14.2890	4.0720	3.1840	16.4990
10	4.2940	3.4010	14.8270	4.2970	3.4030	17.0420
11	3.8090	2.2840	13.7950	3.8080	2.8830	15.8440
12	4.2500	3.4370	14.7390	4.2460	3.4340	16.9210
13	4.1920	3.1590	14.8620	4.1490	3.1280	16.6870
14	3.8320	2.9070	13.9090	3.7880	2.8750	15.7940
15	4.1030	3.2210	14.2060	4.0760	3.2000	16.5070
16	3.5770	2.8110	-13.1340	-3.5490	-2.7900	-15.1870
17	3.7990	2.9710	13.6160	3.7680	2.9480	15.7440
18	3.5720	2.7870	13.1890	-3.6030	-2.8100	-15.3260
19	-3.2050	-2.5480	-12.3630	-3.2320	-2.5690	-14.3630
20	-3.4660	-2.6960	-12.9530	-3.4960	-2.7180	-15.0500
21	-5.5770	-4.2910	-16.9270	-5.5060	-4.2380	-19.7700

NOTE- MINUS SIGNS DENOTE OUTLYING VALUES

JT8D-7 • BASELINE TEST SERIES •

---

MODE 2

UNIT	NREC LB/KLR	CO FU	EI	NREC LB/KLR	HC FU	EI	NRE LB/KLR	CNO FU	EI	NR LB/KLR	CNOX FU	EI	SMK CORRECTED	NUMRER
1		31.76		-0.00			1.75			3.74			2.67	
2		32.93		-0.00			1.34			3.56			2.70	
3		30.22		-13.26			1.65			4.33			.93	
4		30.10		8.06			1.82			4.32			.55	
5		-36.46		-0.00			-.55			3.52			-4.23	
6		29.64		-11.04			.79			4.16			2.69	
7		31.49		7.79			1.58			4.26			2.93	
8		33.45		10.42			.92			3.59			1.08	
9		28.66		8.99			1.52			4.21			2.41	
10		28.62		5.52			1.78			4.46			2.28	
11		31.02		6.13			1.41			4.28			-4.45	
12		27.79		4.76			1.72			4.63			2.83	
13		27.16		4.96			1.79			4.51			1.07	
14		33.57		8.54			1.39			4.06			.40	
15		35.22		9.32			3.93			4.07			1.87	
16		-38.26		9.97			1.21			4.00			1.74	
17		27.32		4.84			2.16			4.70			1.34	
18		-42.03		-15.44			1.65			4.01			2.00	
19		-36.36		8.70			1.35			3.83			.14	
20		35.88		9.80			1.68			3.81			1.47	
21		21.83		5.26			3.41			5.89			-4.35	

NOTE- MINUS SIGNS DENOTE OUTLYING VALUES

JT8D-7 • BASELINE TEST SERIES •

MODE 3

UNIT	N1 SPEED PER CENT	N2 SPEED PER CENT	CORR N1 PER CENT	CORR N2 PER CENT
1	93.00	94.00	93.32	94.32
2	91.50	92.75	91.81	93.06
3	93.50	92.00	93.82	92.31
4	93.00	-91.35	93.41	91.75
5	-90.65	93.00	-91.05	93.41
6	93.60	93.00	94.01	93.41
7	94.50	92.00	94.59	92.09
8	93.20	94.00	93.29	94.09
9	93.25	92.65	93.34	92.74
10	92.50	93.50	92.59	93.59
11	92.80	93.50	92.89	93.59
12	93.50	93.00	93.59	93.09
13	-91.00	93.00	-90.96	92.96
14	92.00	92.00	91.96	91.96
15	93.50	93.40	93.45	93.36
16	92.00	94.50	91.82	94.32
17	92.00	92.50	91.82	92.32
18	93.50	92.70	93.73	92.92
19	-91.00	93.00	-91.22	93.22
20	94.00	94.00	94.23	94.23
21	92.00	93.00	91.87	92.87

NOTE- MINUS SIGNS DENOTE OUTLYING VALUES

JT8D-7 • BASELINE TEST SERIES •

MODE 3

UNIT	FUEL FLOW LBM/HR	CB F/A X100	PERF F/A X100	TT7 DEG R	EPR	THRUST LBF
1	8210.	.8780	.7130	1428.	1.960	17809.
2	7950.	.8270	.6960	-1392.	-1.940	-13602.
3	8350.	.9500	.7220	1428.	1.960	17791.
4	8500.	1.0050	.7320	1428.	1.980	17921.
5	-7600.	.8340	-.6650	1410.	1.980	17916.
6	8200.	.9900	.7040	1428.	1.980	17921.
7	8350.	.9910	.7190	1437.	1.980	17967.
8	8175.	.9040	.7090	1464.	-2.025	-14428.
9	8145.	.9050	.7100	1428.	1.980	17963.
10	8140.	.9270	.7060	1426.	1.980	17912.
11	8120.	.8140	.7030	1464.	1.980	17898.
12	8200.	.9650	.7060	1428.	1.980	17886.
13	8390.	.8840	.7360	1437.	1.960	-17663.
14	8000.	.8150	.6940	1430.	1.960	-17640.
15	8100.	.9670	.7010	1419.	1.980	17926.
16	8100.	.7880	.7150	1428.	-1.950	17746.
17	7900.	.9050	.6970	-1392.	-1.950	17746.
18	8450.	.9090	.7280	1446.	1.980	17916.
19	8150.	-.7810	.7140	-1387.	1.980	17916.
20	8150.	.8700	.7000	1410.	1.980	17916.
21	8150.	.9870	.7120	1428.	-1.950	-17620.

NOTE- MINUS SIGNS DENOTE OUTLYING VALUES

JT8D-7 • BASELINE TEST SERIES •

MODE 3

UNIT	CORR FU FL LBM/HR	COR CR F/A X100	COR PF F/A X100	CORR TT7 DEG R	COR THRUST LBF
1	8177.	.8840	.7170	1437.	13800.
2	7922.	.8320	.7010	-1401.	-13600.
3	8327.	.9560	.7270	1437.	13800.
4	8511.	1.0140	.7380	1440.	14000.
5	-7612.	.8410	-.6710	1422.	14000.
6	8211.	.9990	.7100	1440.	14000.
7	8361.	.9930	.7210	1439.	14000.
8	8189.	.9060	.7100	1467.	-14467.
9	8199.	.9070	.7110	1430.	14000.
10	8184.	.9280	.7080	1429.	14000.
11	8172.	.8150	.7040	1467.	14000.
12	8259.	.9670	.7070	1430.	14000.
13	8478.	.8830	.7350	1435.	13800.
14	8097.	.8140	.6930	1428.	13800.
15	8147.	.9360	.7000	1417.	14000.
16	8088.	-.7850	.7120	1422.	-13700.
17	7889.	.9010	.6950	-1386.	-13700.
18	8480.	.9130	.7310	1453.	14000.
19	8179.	-.7850	.7170	-1389.	14000.
20	8179.	.8740	.7030	1417.	14000.
21	8210.	.9840	.7100	1424.	-13700.

NOTE- MINUS SIGNS DENOTE OUTLYING VALUES

JT8D-7 • BASELINE TEST SERIES •

MODE 3

UNIT	CO2 CONC PER CENT	CO CONC PPM	HC CONC PPM	NO CONC PPM	NOX CONC PPM
1	1.835	-21.0	-0.0	81.5	81.7
2	1.726	19.1	-0.0	70.5	71.5
3	1.988	20.6	-11.6	85.5	87.0
4	2.107	20.1	-4.2	91.5	88.3
5	1.741	-21.2	-0.0	78.5	78.0
6	2.075	20.1	-6.3	95.4	91.5
7	2.080	19.9	2.3	-98.3	-100.6
8	1.897	19.5	-4.4	87.0	87.9
9	1.898	20.3	-4.5	89.2	91.5
10	1.945	18.7	1.6	91.8	93.7
11	1.702	16.2	1.5	75.7	80.2
12	2.026	17.6	1.2	91.9	92.5
13	1.853	17.1	1.1	85.4	87.2
14	1.707	19.4	1.7	74.2	76.3
15	2.021	18.1	1.4	90.0	-97.0
16	1.645	14.2	3.0	71.1	71.6
17	1.890	16.1	1.4	80.5	81.5
18	1.907	17.1	2.3	-96.6	-100.9
19	-1.636	17.3	2.2	64.9	69.0
20	1.824	17.3	1.4	80.1	81.1
21	2.073	10.4	2.8	85.2	89.0

NOTE - MINUS SIGNS DENOTE OUTLYING VALUES

JT80-7 • BASELINE TEST SERIES •

MODE 3

UNIT	CO2 EI LB/KLB FU	CO EI LB/KLB FU	HC EI LB/KLB FU	NO EI LB/KLB FU	NOX EI LB/KLB FU	SMK NUMER FRONT SIDE
1	-3144.	-2.29	-0.00	14.59	14.63	35.03
2	-3143.	2.22	-0.00	13.43	13.61	34.40
3	3147.	2.08	-2.00	14.15	14.40	32.35
4	3151.	1.91	-.69	14.31	14.31	35.07
5	-3143.	-2.43	-0.00	14.82	14.82	29.87
6	3150.	1.94	-1.04	15.14	15.14	32.45
7	3156.	1.92	.39	-15.58	-15.95	31.38
8	3155.	2.06	-.81	15.13	15.29	30.48
9	3155.	2.15	-.82	-15.49	-15.91	30.59
10	3157.	1.93	.28	-15.58	-15.90	34.00
11	3150.	1.90	.31	14.65	15.52	29.65
12	3157.	1.75	.20	14.96	15.06	35.03
13	3155.	1.85	.20	15.19	15.51	31.54
14	3154.	-2.28	.34	14.33	14.73	30.69
15	-3143.	1.80	.24	14.63	-15.77	30.32
16	-3142.	1.73	-.63	14.19	14.30	27.52
17	-3143.	1.70	.26	13.99	14.16	30.87
18	3157.	1.80	.41	-16.73	-17.46	28.30
19	3156.	2.12	.46	13.09	13.91	28.76
20	3157.	1.90	.26	14.50	14.68	28.57
21	3158.	1.01	.47	13.57	14.18	-51.73

NOTE- MINUS SIGNS DENOTE OUTLYING VALUES

JT8D-7 • BASELINE TEST SERIES •

---

MODE 3

UNIT	FCO X100	FHC X100	FNO X100	STD FCO X100	STD FHC X100	STD FNO X100
1	109.1100	109.1100	92.0800	113.5420	113.5420	108.1510
2	89.8060	89.8060	85.2500	93.2450	93.2450	100.0630
3	97.5300	97.5300	81.5890	101.4570	101.4570	95.6950
4	98.5700	98.5700	79.2240	103.4540	103.4540	92.5130
5	93.3080	93.3080	87.3990	97.4980	97.4980	102.0890
6	114.3080	114.3080	87.3800	120.0510	120.0510	102.0890
7	103.0350	103.0350	81.6090	104.1190	104.1190	96.4750
8	112.6930	112.6930	92.0340	113.8080	113.8080	106.4800
9	98.2930	98.2930	84.8510	99.2450	99.2450	98.1400
10	110.3470	110.3470	89.6090	111.1430	111.1430	107.1940
11	95.5520	95.5520	89.6680	96.0880	96.0880	107.1940
12	110.6240	110.6240	87.1270	111.2960	111.2960	100.2120
13	99.5670	99.5670	88.6340	98.3540	98.3540	99.4200
14	82.8010	82.8010	82.5750	-81.7070	-81.7070	93.6730
15	115.1680	115.1680	87.6840	114.1400	114.1400	101.7850
16	101.9350	101.9350	93.9160	100.1330	100.1330	108.1480
17	96.2250	96.2250	83.1290	94.4550	94.4550	95.7530
18	99.5320	99.5320	84.9860	101.9230	101.9230	99.2380
19	87.4240	87.4240	86.5000	89.3450	89.3450	101.0110
20	108.2320	108.2320	92.0210	110.8130	110.8130	107.4780
21	113.7780	113.7780	84.8950	111.4290	111.4290	98.8960

NOTE- MINUS SIGNS DENOTE OUTLYING VALUES

JT80-7 • BASELINE TEST SERIES •

MODE 3

UNIT	NREC CO EI LB/KLB FU	NREC HC EI LB/KLB FU	NRE CNO EI LB/KLB FU	NR CNOX EI LB/KLB FU	SMK NUMBER CORRECTED
1	-2.20	-0.00	17.14	17.19	35.03
2	-2.14	-0.00	15.76	15.97	34.40
3	2.00	-1.92	16.60	16.89	32.35
4	1.82	-.66	16.71	16.71	33.90
5	-2.33	-0.00	17.31	17.31	29.87
6	1.85	-.99	17.69	17.69	32.45
7	1.90	.38	-18.03	-18.46	31.38
8	2.04	-.80	17.50	17.69	30.48
9	-2.13	-.81	17.92	-18.40	30.59
10	1.92	.28	-17.94	-18.32	31.78
11	1.89	.31	16.86	17.86	29.65
12	1.74	.20	17.21	17.32	33.61
13	1.87	.20	17.04	17.40	31.54
14	-2.31	.34	16.26	16.71	30.69
15	1.81	.25	16.98	-18.31	30.32
16	1.76	-.64	16.34	16.47	-27.52
17	1.74	.26	16.12	16.31	30.77
18	1.76	.40	-19.53	-20.39	28.30
19	2.08	.45	15.29	16.24	28.76
20	1.86	.25	16.93	17.15	28.57
21	1.03	.48	15.81	16.52	37.30

NOTE - MINUS SIGNS DENOTE OUTLYING VALUES

JT8D-7 • BASELINE TEST SERIES •

MODE 4

UNIT	N1 SPEED PER CENT	N2 SPEED PER CENT	CORR N1 PER CENT	CORR N2 PER CENT
1	88.00	92.00	88.30	92.31
2	87.20	90.00	87.50	90.31
3	88.00	90.00	88.30	90.31
4	88.50	89.50	88.89	89.89
5	-86.40	91.10	86.78	91.50
6	88.00	90.60	88.38	91.00
7	89.00	90.20	89.09	90.29
8	-86.15	90.85	-86.23	90.94
9	88.00	90.80	88.08	90.89
10	87.30	91.00	87.38	91.09
11	87.50	91.50	87.58	91.59
12	88.00	91.00	88.08	91.09
13	-86.00	90.00	-85.96	89.96
14	88.00	90.50	87.96	90.46
15	88.50	91.00	88.46	90.96
16	86.50	92.00	-86.33	91.82
17	87.00	90.00	86.83	89.83
18	87.50	90.20	87.71	90.42
19	88.00	92.00	88.21	92.22
20	88.50	91.50	88.71	91.72
21	87.50	91.00	87.37	90.87

NOTE- MINUS SIGNS DENOTE OUTLYING VALUES

JT8D-7 • BASELINE TEST SERIES •

---

MODE 4

UNIT	FUEL FLOW LBM/HR	CB F/A X100	PERF F/A X100	TT7 DEG R	EPR	THRUST LRF
1	7000.	.7060	.6340	1374.	-1.780	12008.
2	-6450.	.6790	-.5880	1329.	-1.770	-11902.
3	6938.	.7760	.6270	1356.	-1.780	11992.
4	-7250.	.8290	.6480	1356.	1.800	12131.
5	-6600.	.6870	.6020	1338.	1.800	12127.
6	6900.	.8070	.6200	1356.	1.800	12131.
7	7030.	.8170	.6310	1374.	1.800	12172.
8	6610.	.6940	.6100	1356.	-1.770	-11868.
9	6940.	.7510	.6290	1356.	1.800	12167.
10	6920.	.7700	.6290	1356.	1.800	12123.
11	6940.	.6540	.6290	1392.	1.800	12111.
12	6980.	.7900	.6290	1374.	1.800	12101.
13	6990.	.7210	.6440	1379.	1.800	12079.
14	6950.	.6710	.6260	1377.	1.790	-11960.
15	6800.	.7910	.6130	1354.	1.800	12135.
16	6700.	-.6140	.6230	1356.	-1.780	12040.
17	-6600.	.7420	.6110	1329.	-1.780	12040.
18	7000.	.7190	.6340	1365.	1.800	12127.
19	6850.	.6810	.6170	1338.	1.800	12127.
20	6700.	.6830	.6010	1338.	1.800	12127.
21	6900.	-.8470	.6290	1374.	-1.750	-11632.

NOTE- MINUS SIGNS DENOTE OUTLYING VALUES

JT8D-7 \* BASELINE TEST SERIES \*

MODE 4

UNIT	CORR FU FL LBM/HR	COR CB X100	F/A COR PF X100	F/A CORR TT7 DEG R	COR THRUST LBF
1	6972.	.7110	.6380	1383.	-12000.
2	-427.	.6830	-.5920	-1338.	-11900.
3	6919.	.7810	.6320	1365.	-12000.
4	-7259.	.8360	-.6540	1368.	12200.
5	6611.	.6930	.6070	1349.	12200.
6	6909.	.8140	.6250	1368.	12200.
7	7040.	.8180	.6330	1376.	12200.
8	6621.	.6950	.6110	1358.	-11900.
9	6952.	.7520	.6300	1358.	12200.
10	6957.	.7720	.6310	1358.	12200.
11	6984.	.6550	.6310	1394.	12200.
12	7030.	.7910	.6310	1376.	12200.
13	7063.	.7200	.6430	1378.	12200.
14	7035.	.6700	.6260	1376.	12100.
15	6840.	.7900	.6130	1353.	12200.
16	6690.	-.6120	.6210	1350.	-12000.
17	-6591.	.7390	.6090	-1324.	-12000.
18	7025.	.7230	.6370	1371.	12200.
19	6875.	.6840	.6200	1344.	12200.
20	6724.	.6860	.6040	1344.	12200.
21	6950.	.8440	.6280	1370.	-11700.

NOTE- MINUS SIGNS DENOTE OUTLYING VALUES

JT80-7 • BASELINE TEST SERIES •

MODE 4

UNIT	CO2 CONC PER CENT	CO CONC PPM	HC CONC PPM	NO CONC PPM	NOX CONC PPM
1	1.472	-21.5	-0.0	56.0	58.9
2	1.414	19.5	-0.0	48.7	51.3
3	1.621	20.4	-9.1	62.8	63.6
4	1.735	20.0	-3.2	-69.8	68.8
5	1.432	20.2	-0.0	55.5	56.9
6	1.687	-21.2	-5.2	65.5	65.3
7	1.712	19.8	2.1	-70.6	-73.4
8	1.451	19.9	-4.1	54.0	55.9
9	1.572	20.5	-4.2	64.0	68.3
10	1.614	19.2	1.3	65.5	69.8
11	1.365	16.4	1.6	52.0	56.0
12	1.655	18.9	1.3	63.1	65.0
13	1.508	18.5	1.0	59.2	62.2
14	1.403	19.1	1.4	53.6	56.7
15	1.650	18.6	1.5	64.1	68.5
16	-1.280	14.9	2.6	48.5	49.8
17	1.547	16.6	1.7	60.3	61.1
18	1.506	17.4	1.9	65.3	69.0
19	1.424	17.5	1.8	54.4	58.7
20	1.430	17.5	1.2	53.6	55.5
21	-1.776	11.3	2.2	63.0	67.3

NOTE- MINUS SIGNS DENOTE OUTLYING VALUES

JTAD-7 • BASELINE TEST SERIES •

MODE 4

UNIT	CO2 EI LB/KLB FU	CO EI LB/KLB FU	HC EI LB/KLB FU	NO EI LB/KLB FU	NOX EI LB/KLB FU	SMK NUMBER FRONT SIDE
1	-3142.	-2.92	-0.00	12.50	13.15	72.43
2	-3141.	2.75	-0.00	11.32	11.92	70.43
3	3147.	2.51	-1.94	12.73	12.90	70.69
4	3150.	2.31	.64	13.24	13.24	71.82
5	-3145.	-2.82	-0.00	12.74	13.07	29.33
6	3149.	2.52	-1.07	12.77	12.77	71.33
7	3156.	2.33	.42	-13.60	-14.14	70.45
8	3153.	2.76	-.97	12.28	12.70	26.23
9	3154.	2.62	-.92	-13.42	-14.33	70.19
10	3156.	2.39	.27	13.40	-14.28	33.11
11	3149.	2.41	.40	12.53	13.50	70.09
12	3156.	2.30	.28	12.57	12.96	33.29
13	3154.	2.46	.24	12.94	13.61	70.00
14	3153.	2.73	.35	12.59	13.32	28.38
15	-3142.	2.26	.30	12.76	13.63	29.24
16	-3141.	2.33	-.71	12.44	12.78	-24.93
17	-3142.	2.14	.37	12.80	12.98	28.38
18	3156.	2.32	.43	-14.31	-15.12	26.28
19	3155.	2.47	.45	12.60	13.60	25.81
20	3156.	2.46	.28	12.36	12.80	27.15
21	3157.	1.28	.43	11.72	12.50	36.00

NOTE- MINUS SIGNS DENOTE OUTLYING VALUES

JT9D-7 • BASELINE TEST SERIES •

MODE 4

UNIT	FCO X100	FHC X100	FNO X100	STD FCO X100	STD FHC X100	STD FNO X100
1	72.3700	72.3700	81.5170	74.9530	74.9530	95.6950
2	57.6060	57.6060	72.1890	59.5550	59.5550	84.6760
3	64.2230	64.2230	72.2290	66.4800	66.4800	84.6760
4	65.1250	65.1250	70.6970	67.9070	67.9070	82.5090
5	65.2060	65.2060	78.0510	67.7920	67.7920	91.1170
6	71.0820	71.0820	75.6910	74.1250	74.1250	88.3670
7	68.6770	68.6770	73.1100	69.2900	69.2900	84.5810
8	63.7810	63.7810	76.1250	64.2900	64.2900	88.0540
9	67.6750	67.6750	75.8920	68.2380	68.2380	87.7840
10	70.7960	70.7960	77.1820	71.2000	71.2000	88.8680
11	65.3300	65.3300	79.6210	65.6110	65.6110	91.6190
12	72.5400	72.5400	77.2750	72.8630	72.8630	88.8680
13	60.5370	60.5370	73.8550	59.8280	59.8280	82.8510
14	60.3920	60.3920	75.3450	59.6140	59.6140	85.4760
15	72.3670	72.3670	75.9350	71.7570	71.7570	88.1540
16	65.0960	65.0960	80.6710	64.0950	64.0950	92.9280
17	61.2840	61.2840	71.3190	60.3000	60.3000	82.1780
18	61.6790	61.6790	73.0590	62.9180	62.9180	85.2730
19	70.6450	70.6450	81.5240	72.0670	72.0670	95.1850
20	67.4710	67.4710	79.1110	68.8210	68.8210	92.3590
21	77.3830	77.3830	75.2520	75.9070	75.9070	87.6810

NOTE- MINUS SIGNS DENOTE OUTLYING VALUES

1 2 3 4 5 6 7 8 9 10 11 12 13 14 15 16 17 18 19 20 21

JT8D-7 • BASELINE TEST SERIES •

MODE 4

UNIT	NREC LB/KLB FU	CO EI FU	NREC LB/KLB FU	HC EI FU	NRE LB/KLB FU	CNO EI FU	NR LB/KLB FU	CNOX EI FU	SMK CORRECTED	NUMBER
1		-2.82		-0.00		14.48		15.44		32.43
2		2.66		-0.00		13.28		13.98		30.43
3		2.43		-1.87		14.93		15.12		30.69
4		2.22		.62		15.46		15.46		31.82
5		-2.72		-0.00		14.87		15.25		29.33
6		2.41		-1.02		14.91		14.91		31.33
7		2.71		.42		-15.73		16.36		30.45
8		-2.73		-.96		14.20		14.69		26.23
9		2.59		-.91		15.52		-16.58		29.81
10		2.38		.27		15.42		-16.44		32.20
11		2.40		.40		14.42		15.53		30.09
12		2.29		.28		14.46		14.91		33.29
13		2.49		.24		14.52		15.27		30.00
14		-2.77		.35		14.28		15.11		28.38
15		2.28		.31		14.81		15.82		27.24
16		2.37		-.72		14.33		14.72		-24.93
17		2.18		.38		14.75		14.96		28.38
18		2.28		.42		-16.70		-17.64		26.28
19		2.42		.44		14.71		15.88		25.81
20		2.41		.28		14.43		14.94		27.15
21		1.30		.44		13.65		14.56		34.36

NOTE- MINUS SIGNS DENOTE OUTLYING VALUES

JT80-7 • BASELINE TEST SERIES •

MODE 5

UNIT	N1 SPEED PER CENT	1:2 SPEED PER CENT	CORR N1 PER CENT	CORR N2 PER CENT
1	79.00	87.00	79.27	87.30
2	-77.00	85.50	-77.26	85.79
3	79.00	85.00	79.27	85.29
4	79.00	85.00	79.34	85.37
5	77.50	86.25	77.84	86.63
6	78.20	86.00	78.54	86.38
7	79.20	85.40	79.28	85.48
8	78.80	86.50	78.88	86.58
9	78.55	85.45	78.63	85.53
10	78.10	86.50	78.18	86.58
11	78.80	86.50	78.88	86.58
12	78.50	86.00	78.58	86.08
13	78.00	86.00	77.96	85.96
14	79.00	86.00	78.96	85.96
15	79.00	87.00	78.96	86.96
16	-77.00	87.00	-76.85	86.83
17	78.00	85.00	77.85	-84.84
18	79.00	86.00	79.19	86.21
19	78.50	87.00	78.69	87.21
20	79.00	86.50	79.19	86.71
21	77.50	86.00	-77.39	85.88

NOTE- MINUS SIGNS DENOTE OUTLYING VALUES

JT8D-7 • BASELINE TEST SERIES •

MODE 5

UNIT	FUEL FLOW LBM/HR	CR F/A X100	PERF F/A X100	TT7 DEG R	EPR	THRUST LRF
1	4870.	.4110	.5030	1248.	1.510	A298.
2	-4467.	.4170	.4760	1212.	-1.500	-A151.
3	4700.	.5310	.4840	1230.	1.510	A286.
4	4800.	.5380	.4910	1230.	1.520	A386.
5	4550.	.4500	.4770	1212.	1.520	A384.
6	4600.	.5220	.4770	1230.	1.520	A386.
7	4830.	-.3760	.4980	1230.	1.530	-A556.
8	4770.	.4880	.4950	1248.	-1.540	-A695.
9	4750.	.4730	.4950	1246.	1.520	A412.
10	4670.	.5000	.4890	1230.	1.520	A381.
11	4780.	.4140	.4940	1266.	1.520	A372.
12	4830.	.5130	.5010	1248.	1.520	A365.
13	4765.	.4640	.4990	1248.	-1.500	-A069.
14	4700.	.4190	.4830	1239.	1.510	-A196.
15	4750.	.5080	.4920	1239.	1.520	A389.
16	4600.	-.3860	.4990	1230.	-1.500	-A177.
17	4600.	.4810	.4900	1212.	-1.500	-A177.
18	4875.	.4510	.5010	1244.	1.520	A384.
19	4675.	.4500	.4840	1212.	1.520	A384.
20	4625.	.4160	.4750	1212.	1.520	A384.
21	4700.	.5200	.5000	1248.	-1.500	-A103.

NOTE- MINUS SIGNS DENOTE OUTLYING VALUES

JT8D-7 • BASELINE TEST SERIES •

MODE 5

UNIT	CORR FU FL LBM/HR	COR CB F/A X100	COR PF F/A X100	CORR TT7 DEG R	COR THRUST LBF
1	4850.	.4140	.5060	1256.	8292.
2	-4447.	.4200	.4800	1220.	-8150.
3	4687.	.5350	.4880	1238.	8292.
4	4906.	.5420	.4950	1240.	8434.
5	4557.	.4540	.4820	1222.	8434.
6	4606.	.5270	.4810	1240.	8434.
7	4837.	-.3770	.4990	1232.	8576.
8	4778.	.4880	.4960	1250.	-8718.
9	4758.	.4740	.4960	1248.	8434.
10	4695.	.5010	.4900	1232.	8434.
11	4811.	.4150	.4950	1268.	8434.
12	4865.	.5140	.5020	1250.	8434.
13	4815.	.4640	.4990	1247.	-8150.
14	4757.	.4190	.4830	1238.	8292.
15	4778.	.5070	.4910	1238.	8434.
16	4593.	-.3840	.4970	1225.	-8150.
17	4593.	.4790	.4880	-1207.	-8150.
18	4892.	.4530	.5030	1250.	8434.
19	4692.	.4520	.4870	1218.	8434.
20	4642.	.4180	.4770	1218.	8434.
21	4734.	.5180	.4990	1244.	-8150.

NOTE- MINUS SIGNS DENOTE OUTLYING VALUES

JT8D-7 • BASELINE TEST SERIES •

MODE 5

UNIT	CO2 CONC PER CENT	CO CONC PPM	HC CONC PPM	NO CONC PPM	NOX CONC PPM
1	.852	23.0	-0.0	23.8	26.1
2	.865	22.0	-0.0	21.5	24.4
3	1.105	-25.2	-8.3	31.3	35.1
4	1.121	21.8	3.0	-34.6	35.5
5	.935	-23.8	-0.0	25.2	29.0
6	1.087	23.5	-4.7	29.9	33.4
7	-.782	-28.3	2.7	19.7	23.2
8	1.017	22.0	-3.9	28.6	31.4
9	.986	22.2	-4.3	29.0	32.3
10	1.044	21.6	1.2	30.2	34.6
11	.862	18.0	1.4	24.0	27.6
12	1.071	22.1	1.5	30.1	33.4
13	.968	19.8	1.3	29.4	33.0
14	.874	21.0	1.5	24.0	26.9
15	1.055	22.2	1.7	32.6	34.9
16	-.801	16.9	2.4	21.9	24.3
17	1.000	18.1	2.0	30.3	32.2
18	.941	18.8	1.8	29.0	32.4
19	.939	19.1	1.5	25.7	28.9
20	.866	19.5	1.2	25.4	27.8
21	1.086	14.0	2.2	29.2	34.7

NOTE - MINUS SIGNS DENOTE OUTLYING VALUES

JT8D-7 • BASELINE TEST SERIES •

MODE 5

UNIT	CO2 EI LB/KLB FU	CO EI LB/KLB FU	HC EI LB/KLB FU	NO EI LB/KLB FU	NOX EI LB/KLB FU	SMK NUMBER FRONT SIDE
1	-3132.	-5.38	-0.00	9.16	10.02	25.54
2	-3135.	-5.08	-0.00	8.15	9.24	21.56
3	-3142.	4.57	-2.58	9.30	10.44	22.84
4	3147.	3.90	.92	-10.14	10.43	26.47
5	-3139.	-5.09	-0.00	8.86	10.19	23.47
6	3145.	4.33	-1.50	9.04	10.10	24.97
7	3146.	-7.24	-1.19	8.30	9.77	23.46
8	3150.	4.34	-1.32	9.27	10.17	22.67
9	3149.	4.51	-1.50	9.68	10.79	23.82
10	3153.	4.15	.40	9.54	10.93	25.56
11	3145.	4.18	.57	9.16	10.53	21.33
12	3153.	4.14	.50	9.25	10.27	26.49
13	3151.	4.09	.45	10.00	-11.23	22.95
14	3149.	4.83	.60	9.04	10.13	21.97
15	-3139.	4.20	.56	-10.15	10.84	23.80
16	-3137.	4.21	1.04	8.98	9.95	-16.89
17	-3139.	3.61	.68	9.96	10.58	22.27
18	3152.	4.01	.67	-10.16	-11.34	20.56
19	3153.	4.07	.56	9.00	10.14	21.60
20	3152.	4.53	.48	9.66	10.57	23.73
21	3155.	2.58	.69	8.87	10.55	26.17

NOTE- MINUS SIGNS DENOTE OUTLYING VALUES

JT8D-7 • BASELINE TEST SERIES •

---

MODE 5

UNIT	FCO X100	FHC X100	FNO X100	STD FCO X100	STD FHC X100	STD FNO X100
1	33.1400	33.1400	60.1360	34.0830	34.0830	70.5090
2	28.7480	28.7480	54.7500	29.5400	29.5400	64.1480
3	30.3570	30.3570	53.1770	31.2180	31.2180	62.2630
4	30.6780	30.6780	53.6890	31.6900	31.6900	62.5670
5	32.0730	32.0730	58.0260	33.0900	33.0900	67.6340
6	33.3760	33.3760	57.1090	34.4850	34.4850	66.5750
7	27.4940	27.4940	54.4550	27.6560	27.6560	62.9780
8	33.7790	33.7790	58.3320	33.9910	33.9910	67.4510
9	30.0440	30.0440	54.6270	30.2270	30.2270	63.1630
10	34.2650	34.2650	58.6000	34.3880	34.3880	67.4510
11	31.7430	31.7430	58.6390	31.8200	31.8200	67.4510
12	33.0280	33.0280	56.8500	33.1020	33.1020	65.3550
13	31.5830	31.5830	57.7920	31.2330	31.2330	64.8410
14	30.3890	30.3890	57.1460	30.0160	30.0160	64.8410
15	36.1730	36.1730	59.4700	35.8920	35.8920	69.0490
16	32.1550	32.1550	59.4330	31.7530	31.7530	68.5120
17	28.8220	28.8220	52.5730	28.4550	28.4550	60.6210
18	31.2350	31.2350	56.4810	31.7170	31.7170	65.8740
19	34.4500	34.4500	60.1270	34.9920	34.9920	70.1400
20	31.8070	31.8070	58.2850	32.2910	32.2910	67.9850
21	33.0640	33.0640	55.3270	32.5340	32.5340	64.5000

NOTE- MINUS SIGNS DENOTE OUTLYING VALUES

JT8D-7 • BASELINE TEST SERIES •

MODE 5

UNIT	NREC LB/KLB	CO FU	EI	NREC LB/KLB	HC FU	EI	NRE LB/KLB	CNO FU	EI	NR LB/KLB	CNOX FU	EI	SMK CORRECTED	NUMBER
1		-5.23			-0.00		10.74			11.75			25.54	
2		-4.94			-0.00		9.55			10.83			21.56	
3		4.44			-2.51		10.89			12.22			22.84	
4		3.78			.89		11.82			12.15			26.47	
5		-4.93			-0.00		10.32			11.88			23.47	
6		4.19			-1.45		10.53			11.78			24.97	
7		-7.20			-1.19		9.60			11.30			23.46	
8		4.31			-1.31		10.72			11.76			22.67	
9		4.48			-1.49		11.19			12.47			23.82	
10		4.13			.40		10.99			12.58			25.56	
11		4.17			.57		10.54			12.11			21.33	
12		4.13			.49		10.64			11.81			26.49	
13		4.14			.45		11.22			12.60			22.95	
14		-4.89			.60		10.26			11.50			21.97	
15		4.23			.56		11.78			12.59			23.80	
16		4.26			1.05		10.35			11.47			-16.89	
17		3.66			.69		11.48			12.20			22.27	
18		3.95			.66		11.85			13.23			20.56	
19		4.01			.55		10.50			11.83			21.60	
20		4.46			.47		11.26			12.33			23.73	
21		2.63			.70		10.34			12.29			26.17	

NOTE- MINUS SIGNS DENOTE OUTLYING VALUES

JT8D-7 • BASELINE TEST SERIES •

---

MODE 6

UNIT	N1 SPEED PER CENT	N2 SPEED PER CENT	CORR N1 PER CENT	CORR N2 PER CENT
1	61.50	78.00	61.71	78.26
2	61.00	77.00	61.21	77.26
3	62.00	76.25	62.21	76.51
4	62.70	77.10	62.97	77.44
5	60.50	77.40	60.76	77.74
6	60.80	77.20	61.07	77.54
7	61.20	76.50	61.26	76.57
8	61.85	78.00	61.91	78.08
9	61.20	77.00	61.26	77.07
10	61.50	78.00	61.56	78.08
11	60.80	77.50	60.86	77.57
12	61.20	77.50	61.26	77.57
13	61.50	77.50	61.47	77.46
14	60.00	76.50	59.97	76.46
15	63.00	78.50	62.97	78.46
16	-58.00	77.00	-57.89	76.85
17	60.00	76.00	59.88	-75.85
18	62.00	77.50	62.15	77.69
19	61.50	78.00	61.65	78.19
20	61.00	77.50	61.15	77.69
21	61.00	77.00	60.91	76.89

NOTE- MINUS SIGNS DENOTE OUTLYING VALUES

JT8D-7 • BASELINE TEST SERIES •

---

MODE 6

UNIT	FUEL FLOW LBM/HR	CB F/A X100	PERF F/A X100	TT7 DEG R	EPR	THRUST LRF
1	2525.	-.1680	.3600	1104.	-1.220	-4123.
2	2425.	.2110	.3490	1086.	-1.220	-4121.
3	2492.	.3020	.3510	-1140.	-1.220	-4117.
4	2680.	.2770	.3700	1086.	1.230	4256.
5	2375.	.2410	.3420	1086.	1.230	4254.
6	2450.	.2720	.3510	1086.	1.230	4256.
7	2490.	.2550	.3580	1068.	1.230	4270.
8	2583.	.2430	.3660	1107.	-1.250	-4588.
9	2553.	.2490	.3670	1122.	1.230	4269.
10	2520.	.2690	.3580	1104.	1.230	4253.
11	2470.	.2170	.3560	1122.	1.230	4249.
12	2525.	.2860	.3610	1113.	1.230	4245.
13	2555.	.2250	.3630	1104.	1.230	4238.
14	2370.	.2050	.3470	1086.	-1.220	-4072.
15	2610.	.2610	.3620	1104.	1.230	4257.
16	2410.	.2040	.3740	-1050.	-1.220	4134.
17	2350.	.2340	.3500	1068.	-1.220	4134.
18	2650.	.2210	.3720	1104.	1.230	4254.
19	2550.	.2620	.3620	1086.	1.230	4254.
20	2375.	-.1750	.3400	1068.	1.230	4254.
21	2500.	.2690	.3610	1113.	-1.220	-4096.

NOTE- MINUS SIGNS DENOTE OUTLYING VALUES

JT8D-7 • BASELINE TEST SERIES •

MODE 6

UNIT	CORR FU FL LBM/HR	COR CR F/A X100	COR PF F/A X100	CORR TT7 DEG R	COR THRUST LBF
1	2515.	-.1690	.3620	1111.	-4120.
2	2416.	.2120	.3510	1093.	-4120.
3	2485.	.3040	.3530	-1147.	-4120.
4	2684.	.2800	.3730	1095.	4280.
5	2379.	.2430	.3450	1095.	4280.
6	2453.	.2740	.3540	1095.	4280.
7	2493.	.2550	.3580	1070.	4280.
8	2587.	.2440	.3670	1109.	-4600.
9	2557.	.2490	.3670	1124.	4280.
10	2534.	.2690	.3590	1106.	4280.
11	2486.	.2170	.3570	1124.	4280.
12	2543.	.2870	.3610	1115.	4280.
13	2582.	.2240	.3630	1103.	4280.
14	2399.	.2050	.3460	1085.	-4120.
15	2625.	.2610	.3620	1103.	4280.
16	2407.	.2030	.3730	-1046.	-4120.
17	2347.	.2330	.3490	-1064.	-4120.
18	2660.	.2220	.3740	1109.	4280.
19	2559.	.2630	.3630	1091.	4280.
20	2384.	-.1760	.3420	1073.	4280.
21	2518.	.2680	.3600	1109.	-4120.

NOTE- MINUS SIGNS DENOTE OUTLYING VALUES

JT8D-7 • BASELINE TEST SERIES •

MODE 6

UNIT	CO2 CONC PER CENT	CO CONC PPM	HC CONC PPM	NO CONC PPM	NOX CONC PPM
1	-.343	28.5	-0.0	4.7	6.6
2	.433	30.4	-0.0	5.5	8.2
3	.623	-40.9	-9.1	8.6	12.8
4	.574	30.6	3.9	10.0	12.4
5	.496	37.1	-0.0	4.7	9.7
6	.561	34.6	-6.0	6.5	11.4
7	.528	34.6	3.3	7.6	10.9
8	.504	30.5	-4.9	6.8	9.1
9	.514	31.5	-5.4	7.4	10.6
10	.557	33.0	2.2	8.0	11.7
11	.447	29.5	2.4	5.7	9.2
12	.593	36.8	2.6	8.7	12.3
13	.464	30.0	2.7	6.6	9.7
14	.425	28.5	2.5	5.6	8.7
15	.538	33.4	2.7	-11.5	11.6
16	.419	28.9	3.5	5.6	8.3
17	.481	30.9	2.8	7.3	9.9
18	.458	26.4	2.9	7.3	9.8
19	.543	30.1	2.2	8.3	10.0
20	-.362	25.8	1.9	5.4	6.9
21	.558	23.0	2.9	8.7	12.8

NOTE- MINUS SIGNS DENOTE OUTLYING VALUES

JT8D-7 • BASELINE TEST SERIES •

MODE 6

UNIT	CO2 FI LB/KLB FU	CO EI LB/KLB FU	HC EI LB/KLB FU	NO EI LB/KLB FU	NOX EI LB/KLB FU	SMK NUMBER FRONT SIDE
1	-3094.	-16.35	-0.00	4.42	6.24	8.09
2	-3110.	13.91	-0.00	4.15	6.17	7.82
3	-3122.	13.06	-4.99	4.50	6.72	8.69
4	3133.	10.62	2.32	5.69	7.10	11.73
5	-3115.	-14.81	-0.00	-3.12	6.38	10.07
6	3127.	12.28	-3.63	3.80	6.63	11.26
7	3134.	13.10	2.17	4.71	6.79	9.31
8	3132.	12.07	3.32	4.45	5.92	8.59
9	3131.	12.20	-3.57	4.69	6.77	8.91
10	3138.	11.83	1.32	4.73	6.87	10.11
11	3128.	13.11	1.85	4.15	6.72	8.64
12	3137.	12.38	1.52	4.79	6.79	-13.32
13	3133.	12.87	1.98	4.62	6.87	10.55
14	3132.	13.36	2.01	4.30	6.69	8.13
15	-3123.	12.33	1.71	-6.98	7.02	12.20
16	-3117.	13.65	2.89	4.38	6.46	8.12
17	-3121.	12.75	1.96	4.97	6.70	7.97
18	3136.	11.51	2.18	5.76	7.03	7.43
19	3130.	11.06	1.38	4.99	6.55	8.11
20	3133.	14.22	1.80	4.92	6.23	7.79
21	3143.	8.24	1.81	5.15	7.53	11.61

NOTE- MINUS SIGNS DENOTE OUTLYING VALUES

JT8D-7 • BASELINE TEST SERIES •

---

MODE 6

UNIT	FCO X100	FMC X100	FNO X100	STD FCO X100	STD FMC X100	STD FNO X100
1	11.6540	11.6540	34.5470	11.9140	11.9140	40.4200
2	10.8870	10.8870	32.4420	11.1270	11.1270	37.9360
3	10.8220	10.8220	31.0560	11.0610	11.0610	36.2490
4	11.5550	11.5550	32.9650	11.8420	11.8420	38.3260
5	11.6080	11.6080	37.6000	11.8880	11.8880	39.0590
6	11.6150	11.6150	33.1570	11.9030	11.9030	38.5510
7	10.7110	10.7110	31.5190	10.7600	10.7600	36.4700
8	12.2520	12.2520	34.5490	12.3060	12.3060	39.9280
9	11.1690	11.1690	32.4700	11.2180	11.2180	37.5230
10	12.5040	12.5040	34.7080	12.5260	12.5260	39.9280
11	11.4770	11.4770	33.6140	11.4860	11.4860	38.6430
12	12.0470	12.0470	33.6330	12.0520	12.0520	38.6430
13	11.5440	11.5440	34.2020	11.4240	11.4240	38.3840
14	10.4190	10.4190	31.8870	10.2980	10.2980	36.1910
15	-13.0320	-13.0320	35.2480	12.9400	12.9400	40.9370
16	10.7580	10.7580	32.0850	10.6550	10.6550	37.0350
17	10.0060	10.0060	30.2240	-9.9110	-9.9110	-34.8920
18	11.5280	11.5280	33.4260	11.6580	11.6580	38.9300
19	12.4710	12.4710	34.5330	12.6160	12.6160	40.2220
20	11.1400	11.1400	37.4260	11.3020	11.3020	38.9300
21	11.3280	11.3280	31.8090	11.1740	11.1740	37.1160

NOTE - MINUS SIGNS DENOTE OUTLYING VALUES

JT8D-7 • BASELINE TEST SERIES •

MODE 6

UNIT	NREC CO LA/KLA FU	EI	NREC HC LB/KLB FU	EI	NRE CNO LA/KLA FU	EI	NR CNOX LA/KLA FU	EI	SMK NUMBER CORRECTED
1	-15.99		-0.00		5.17		7.30		8.09
2	13.61		-0.00		4.85		7.21		7.82
3	12.78		-4.88		5.25		7.85		8.19
4	10.36		2.26		6.61		8.26		11.73
5	-14.46		-0.00		-3.63		7.42		10.07
6	11.98		-3.55		4.42		7.70		11.26
7	13.04		2.16		5.44		7.84		9.31
8	12.02		3.31		5.15		6.84		8.59
9	12.15		-3.56		5.42		7.82		8.93
10	11.81		1.32		5.44		7.91		10.13
11	13.10		1.85		4.77		7.72		8.67
12	12.38		1.52		5.50		7.81		13.32
13	13.01		2.00		5.19		7.71		10.55
14	13.52		2.03		4.88		7.60		8.13
15	12.42		1.72		-8.10		8.15		12.20
16	13.78		2.92		5.06		7.45		8.12
17	12.88		1.98		5.74		7.74		7.97
18	11.39		2.15		6.12		8.19		7.43
19	10.93		1.37		5.81		7.63		8.11
20	-14.07		1.78		5.73		7.25		7.79
21	8.35		1.84		6.01		8.78		11.61

NOTE- MINUS SIGNS DENOTE OUTLYING VALUES

JT8D-7 • BASELINE TEST SERIES •

---

MODE 7

UNIT	N1 SPEED PER CENT	N2 SPEED PER CENT	CORR N1 PER CENT	CORR N2 PER CENT
1	35.25	59.40	35.37	59.60
2	34.25	58.00	34.37	58.20
3	-39.00	-62.00	-39.13	-62.21
4	37.00	60.80	37.16	61.07
5	34.50	58.80	34.65	59.06
6	36.90	60.80	37.06	61.07
7	-39.00	61.40	-39.04	61.46
8	34.50	58.35	34.53	58.41
9	37.00	60.50	37.04	60.56
10	37.00	61.00	37.04	61.06
11	34.10	58.50	34.13	58.56
12	37.00	61.00	37.04	61.06
13	37.00	61.00	36.98	60.97
14	35.00	58.50	34.98	58.47
15	36.00	60.20	35.98	60.17
16	34.00	58.00	33.93	-57.89
17	35.00	59.00	34.93	58.89
18	34.50	-57.50	34.58	-57.64
19	-33.00	-57.00	-33.08	-57.14
20	34.00	-56.50	34.08	-56.64
21	-41.50	-65.00	-41.44	-64.91

NOTE - MINUS SIGNS DENOTE OUTLYING VALUES

JT8D-7 • BASELINE TEST SERIES •

MODE 7

UNIT	FUEL FLOW LRM/HR	CR F/A X100	PERF F/A X100	TT7 DEG R	EPR	THRUST LRF
1	1190.	-.1820	.3010	1126.	1.050	1282.
2	1150.	.2470	.2960	1126.	1.050	1214.
3	1340.	.3100	.3230	1158.	1.050	-1432.
4	1290.	.3130	.3170	1104.	1.060	1356.
5	1175.	.2940	.2980	1104.	1.060	1247.
6	1260.	.3130	.3100	1140.	1.060	1356.
7	1350.	.2620	.3260	1142.	1.060	1384.
8	1147.	.2810	.2930	1136.	1.060	1220.
9	1275.	.2770	.3160	1122.	1.060	1330.
10	1310.	.3150	.3230	1149.	1.070	1355.
11	1120.	.2320	.2900	1140.	1.060	1222.
12	1220.	-.3450	.3000	1158.	1.070	1352.
13	1275.	.2180	.3140	1142.	1.060	1345.
14	1140.	.2240	.2880	1122.	1.050	1212.
15	1225.	.2980	.3070	1122.	1.050	1303.
16	1125.	.2720	.2980	1122.	1.060	1203.
17	1175.	.2630	.3020	1122.	1.070	1251.
18	1225.	.2680	.3120	1140.	-1.040	-1180.
19	-1100.	.2740	.2990	1104.	-1.040	-1156.
20	-1100.	.2480	-.2850	1104.	-1.040	-1132.
21	-1540.	.2990	-.1530	-1176.	-1.080	-1585.

NOTE- MINUS SIGNS DENOTE OUTLYING VALUES

JT8D-7 • BASELINE TEST SERIES •

---

MODE 7

UNIT	CORR FU FL LBM/HR	COR CB F/A X100	COR PF F/A X100	CORR TT7 DEG R	COR THRUST LBF
1	1185.	-.1840	.3030	1134.	1281.
2	1146.	.2480	.2980	1134.	1213.
3	1336.	.3120	.3250	1166.	-1433.
4	1292.	.3160	.3190	1113.	1364.
5	1177.	.2970	.3010	1113.	1255.
6	1262.	.3160	.3120	1150.	1364.
7	1352.	.2620	.3260	1144.	1388.
8	1145.	.2810	.2930	1138.	1224.
9	1277.	.2770	.3160	1124.	1334.
10	1317.	.3160	.3240	1151.	1364.
11	1127.	.2320	.2900	1142.	1231.
12	1229.	-.3460	.3010	1160.	1364.
13	1288.	.2180	.3140	1140.	1358.
14	1154.	.2240	.2880	1121.	1227.
15	1232.	.2980	.3070	1121.	1310.
16	1123.	.2710	.2970	1117.	1199.
17	1173.	.2620	.3010	1117.	1247.
18	1229.	.2690	.3130	1145.	-1187.
19	-1104.	.2750	.3010	1109.	-1163.
20	-1104.	.2490	-.2870	1109.	-1139.
21	-1551.	.2980	-.3520	-1172.	-1594.

NOTE- MINUS SIGNS DENOTE OUTLYING VALUES

JT8D-7 • BASELINE TEST SERIES •

MODE 7

UNIT	CO2 CONC PER CENT	CO CONC PPM	HC CONC PPM	NO CONC PPM	NOX CONC PPM
1	-.370	56.6	0.0	1.6	4.0
2	.501	91.9	-0.0	1.8	5.3
3	.630	99.3	-18.1	2.8	7.7
4	.639	99.2	12.3	3.4	7.7
5	.594	-117.6	-0.0	-.2	6.2
6	.640	90.1	13.6	1.5	7.5
7	.535	83.3	10.2	2.7	6.6
8	.570	103.7	16.0	1.2	5.1
9	.566	82.2	11.0	2.2	6.4
10	.645	94.9	10.1	3.1	7.7
11	.472	72.3	8.4	1.8	5.3
12	-.709	101.8	9.2	3.6	9.0
13	.447	62.2	6.2	2.4	5.6
14	.455	81.6	12.3	1.8	5.1
15	.601	-124.4	-19.5	-6.6	6.4
16	.549	114.0	-17.2	2.1	6.2
17	.536	79.1	8.4	3.3	6.4
18	.540	-122.6	-22.8	2.1	5.7
19	.558	98.7	11.6	2.6	5.7
20	.500	107.4	-19.0	2.3	5.2
21	.615	64.7	9.4	5.2	9.5

NOTE- MINUS SIGNS DENOTE OUTLYING VALUES

JT80-7 • BASELINE TEST SERIES •

MODE 7

UNIT	CO2 EI LB/KLB FU	CO EI LB/KLB FU	HC EI LB/KLB FU	NO EI LB/KLB FU	NOX EI LB/KLB FU	SMK NUMBER FRONT SIDE
1	3072.	29.91	-0.00	1.40	3.44	.68
2	3073.	31.98	-0.00	1.13	3.40	1.60
3	3081.	30.90	9.69	1.45	3.91	2.01
4	3090.	30.53	6.52	1.70	3.88	2.67
5	-3058.	38.51	-0.00	-.10	3.34	2.14
6	3093.	27.71	7.18	.75	3.77	3.06
7	3095.	30.70	6.45	1.63	3.99	-3.57
8	3079.	35.63	9.41	-.67	2.90	1.61
9	3097.	28.63	6.59	1.23	3.66	2.93
10	3100.	29.00	5.29	1.53	3.45	2.26
11	3090.	30.08	6.00	1.26	3.62	1.75
12	3104.	28.39	4.38	1.66	4.10	-3.97
13	3102.	27.50	4.68	1.71	4.03	1.35
14	3078.	35.16	9.11	1.25	3.60	2.40
15	-3054.	-40.18	-10.84	-3.51	3.51	-3.59
16	-3055.	-40.36	-10.44	1.23	3.58	1.34
17	3087.	29.02	5.26	1.98	3.85	2.13
18	-3053.	-44.09	-14.07	1.25	3.39	2.01
19	3087.	34.70	6.98	1.48	3.31	1.34
20	-3060.	-41.84	-12.69	1.48	3.31	.68
21	3113.	-20.86	5.23	2.76	4.48	-3.55

NOTE- MINUS SIGNS DENOTE OUTLYING VALUES

JTAG-7 • BASELINE TEST SERIES •

MODE 7

UNIT	FCO X100	FMC X100	FNO X100	STD FCO X100	STD FMC X100	STD FNO X100
1	3.8630	2.8490	13.8620	3.9370	2.9000	16.1670
2	3.5490	2.7180	13.1740	3.6150	2.7660	15.3570
3	-4.5180	-3.5380	15.2390	-4.6030	-3.6030	-17.7620
4	4.2140	3.3180	14.7160	4.2990	3.3840	17.0460
5	3.7350	2.9270	13.6850	3.8080	2.9820	15.8440
6	4.2140	3.3180	14.7160	4.2990	3.3840	17.0460
7	4.3850	3.3480	14.9700	4.4010	3.3590	17.2900
8	3.6490	2.8390	13.4010	3.6610	2.8480	15.4730
9	4.1570	3.2080	14.4970	4.1710	3.2180	16.7400
10	4.2940	3.3800	14.8270	4.2970	3.3820	17.0420
11	3.6950	2.8010	13.5440	3.6940	2.7990	15.5560
12	4.3000	3.4430	14.8450	4.2970	3.4410	17.0420
13	4.3180	3.2230	15.1310	4.2750	3.1910	16.9890
14	3.7170	2.8050	13.0590	3.6750	2.7740	15.5090
15	4.1030	3.2050	14.2060	4.0760	3.1840	16.5070
16	3.5770	2.7710	13.1340	3.5490	2.7510	-15.1870
17	3.7990	2.9190	13.6160	3.7680	2.8970	15.7440
18	-3.4660	2.6870	12.9530	-3.4960	-2.7090	-15.0500
19	-3.3620	-2.6180	-12.7180	-3.3900	-2.6390	-14.7770
20	-3.2830	-2.5250	-12.5400	-3.3110	-2.5450	-14.5690
21	-5.5770	-4.2920	-16.9270	-5.5060	-4.2390	-19.7700

NOTE- MINUS SIGNS DENOTE OUTLYING VALUES

JT8D-7 • BASELINE TEST SERIES •

---

MODE 7

UNIT	NREC CO EI LB/KLB FU	NREC HC EI LB/KLB FU	NRE CNO EI LB/KLB FU	NR CNOX EI LB/KLB FU	SMK NUMBER CORRECTED
1	29.35	-1.00	1.64	4.02	.68
2	31.40	-0.00	1.32	3.97	.74
3	30.33	9.52	1.69	4.56	2.01
4	29.93	6.39	1.96	4.49	2.67
5	37.78	-0.00	-.12	3.87	2.14
6	27.17	7.04	.87	4.37	3.06
7	30.58	6.43	1.89	4.61	-3.57
8	35.51	9.39	-.77	3.35	1.61
9	28.53	6.57	1.42	4.23	2.93
10	28.98	5.29	1.76	4.43	2.26
11	30.09	6.00	1.44	4.16	1.75
12	28.41	4.39	1.90	4.71	-3.97
13	27.78	4.73	1.92	4.53	1.35
14	35.56	9.21	1.42	4.09	2.40
15	-40.45	-10.91	-4.07	4.07	-3.59
16	-40.68	-10.52	1.42	4.14	.56
17	29.25	5.30	2.29	4.46	2.13
18	-43.71	-13.96	1.45	3.94	.14
19	34.41	6.92	1.72	3.84	1.13
20	-41.49	-12.59	1.72	3.84	.68
21	-21.13	5.30	3.23	5.23	-3.55

NOTE- MINUS SIGNS DENOTE OUTLYING VALUES

JT80-7 • BASELINE TEST SERIES •

---

MODE 8

UNIT	N1 SPEED PER CENT	N2 SPEED PER CENT	CORR N1 PER CENT	CORR N2 PER CENT
1	33.00	57.00	33.11	57.19
2	30.00	54.00	30.10	54.18
3	34.00	57.00	34.12	57.19
4	32.50	56.00	32.64	56.24
5	32.30	56.05	32.44	56.29
6	31.60	55.20	31.74	55.44
7	34.00	56.90	34.03	56.95
8	31.50	55.20	31.53	55.25
9	34.00	57.50	34.03	57.56
10	34.00	57.80	34.03	57.86
11	-29.50	-53.00	-29.53	-53.05
12	32.00	57.00	32.03	57.06
13	33.00	57.00	32.98	56.97
14	30.00	-53.00	29.99	-52.97
15	32.50	56.00	32.48	55.97
16	30.00	-53.00	29.94	-52.90
17	34.00	57.00	33.93	56.89
18	31.20	53.50	31.28	53.63
19	-29.00	-52.50	-29.07	-52.63
20	32.00	55.00	32.08	55.13
21	-37.00	-61.50	-36.95	-61.41

NOTE- MINUS SIGNS DENOTE OUTLYING VALUES

JT8D-7 • BASELINE TEST SERIES •

MODE 8

UNIT	FUEL FLOW LBM/HR	CB F/A X100	PERF F/A X100	TY7 DEG R	EPR	THRUST LRF
1	1113.	-.1890	.3040	1140.	1.050	1166.
2	1025.	.2700	.3270	1149.	1.050	1044.
3	1160.	.3160	.3020	1149.	1.050	1164.
4	1130.	.3190	.3130	1104.	1.050	1113.
5	1100.	.3160	.3080	1131.	1.050	1115.
6	1075.	.3160	.3120	1122.	1.050	1075.
7	1155.	.2870	.3020	1140.	1.050	1151.
8	1045.	.2980	.3080	1141.	1.055	1069.
9	1173.	.2940	.3060	1122.	1.050	1180.
10	1170.	.3250	.3040	1143.	1.050	1190.
11	-980.	.2550	.3210	1176.	1.050	1014.
12	1075.	-.3610	.3080	1140.	1.060	1149.
13	1100.	.2450	.3000	1138.	1.050	1143.
14	995.	.2600	.3170	1158.	1.040	1008.
15	1100.	.3120	.3090	1122.	1.050	1101.
16	1000.	.2920	.3250	1140.	1.040	1021.
17	1110.	.2730	.2940	1122.	1.060	1155.
18	1115.	.3030	.3320	1176.	1.040	1026.
19	1000.	.2950	-.3370	1140.	-1.030	1006.
20	1050.	.2620	.3000	1113.	1.040	1060.
21	-1340.	.3010	.3320	1167.	1.060	-1377.

NOTE- MINUS SIGNS DENOTE OUTLYING VALUES

JT8D-7 • BASELINE TEST SERIES •

MODE 8

UNIT	CORR FU FL LBM/HR	COR CB F/A X100	COR PF F/A X100	COR TT7 DEG R	COR THRUST LBF
1	1108.	-.1900	.3060	1147.	1165.
2	1021.	.2720	.3290	1157.	1044.
3	1157.	.3190	.3040	1157.	1165.
4	1131.	.3210	.3160	1113.	1120.
5	1102.	.3190	.3110	1141.	1122.
6	1076.	.3190	.3150	1132.	1081.
7	1157.	.2880	.3020	1142.	1154.
8	1047.	.2990	.3090	1143.	1072.
9	1175.	.2950	.3070	1124.	1183.
10	1176.	.3250	.3050	1146.	1197.
11	-986.	.2560	.3220	1178.	1021.
12	1083.	-.3610	.3080	1142.	1159.
13	1112.	.2450	.3000	1137.	1155.
14	1007.	.2600	.3170	1157.	1019.
15	1106.	.3110	.3090	1121.	1107.
16	999.	.2510	.3230	1135.	1018.
17	1108.	.2720	.2930	1117.	1151.
18	1119.	.3040	.3340	1181.	1033.
19	1004.	.2960	-.3390	1145.	1013.
20	1054.	.2630	.3010	1118.	1066.
21	-1350.	.3000	.3310	1163.	-1385.

NOTE- MINUS SIGNS DENOTE OUTLYING VALUES

JT8D-7 • BASELINE TEST SERIES •

---

MODE 8

UNIT	CO2 CONC PER CENT	CO CONC PPM	HC CONC PPM	NO CONC PPM	NOX CONC PPM
1	-.381	67.1	0.0	1.2	3.7
2	.544	118.9	0.0	.8	5.1
3	.637	145.1	-28.5	1.0	6.4
4	.646	129.0	19.0	2.4	6.9
5	.636	141.6	-0.0	.3	6.1
6	.638	138.3	24.7	-.2	6.3
7	.582	122.3	17.6	1.9	6.3
8	.603	134.5	20.5	.6	5.0
9	.599	102.8	14.5	1.3	6.0
10	.665	105.5	11.2	2.4	7.3
11	.513	123.3	21.5	1.0	5.0
12	-.736	128.3	14.2	2.5	8.0
13	.500	85.9	9.8	1.9	5.7
14	.521	136.6	25.7	1.1	4.9
15	.623	-154.8	-30.4	-6.2	5.9
16	.578	-175.3	-35.2	1.6	5.6
17	.557	85.6	9.4	3.0	6.5
18	.606	-168.6	-32.9	1.8	5.7
19	.594	146.1	2.3	2.6	5.4
20	.527	125.2	23.7	2.1	5.2
21	.616	81.3	12.4	4.2	8.1

NOTE- MINUS SIGNS DENOTE OUTLYING VALUES

JT8D-7 • BASELINE TEST SERIES •

MODE 8

UNIT	CO2 EI LB/KLA FU	CO EI LB/KLA FU	HC EI LB/KLA FU	NO EI LB/KLA FU	NOX EI LB/KLA FU	SMR NUMBER FRONT SIDE
1	3044.	34.30	0.00	.99	3.11	.55
2	3047.	42.40	0.00	.48	2.99	.40
3	3046.	44.17	14.90	.52	3.19	-3.33
4	3068.	39.00	9.87	1.18	3.44	1.33
5	3044.	43.13	-0.00	-.15	3.07	2.28
6	3054.	42.16	12.93	-.08	3.17	2.40
7	3068.	41.04	10.14	1.03	3.46	2.50
8	3061.	43.45	11.40	-.30	2.64	1.20
9	3085.	33.67	8.18	.72	3.25	2.01
10	3096.	31.28	5.70	1.17	3.54	2.65
11	3042.	46.54	13.92	.60	3.12	-3.44
12	3089.	34.26	6.53	1.11	3.53	2.02
13	3087.	33.77	6.58	1.21	3.67	2.70
14	3074.	50.60	-16.37	.67	2.96	.67
15	-3027.	47.95	-16.13	-3.14	3.14	2.01
16	-3001.	-57.89	-19.95	.96	3.81	2.53
17	3084.	30.10	5.69	1.72	3.75	1.35
18	-3027.	-53.65	-17.98	.93	2.98	2.27
19	3048.	47.74	13.63	1.07	2.91	.81
20	3047.	46.11	15.02	1.28	3.14	.41
21	3101.	26.05	6.80	2.23	4.24	-3.92

NOTE - MINUS SIGNS DENOTE OUTLYING VALUES

JT8D-7 • BASELINE TEST SERIES •

MODE 8

UNIT	FCO X100	FMC X100	FNO X100	STD FCO X100	STD FMC X100	STD FNO X100
1	3.3390	2.4910	12.7000	3.4020	2.5350	14.8070
2	2.8870	2.2610	11.6490	2.9390	2.3010	13.5730
3	3.3420	2.6620	12.7110	3.4020	2.7090	14.8070
4	3.1520	2.5490	12.4470	3.2490	2.5970	14.4080
5	3.1960	2.5520	12.4670	3.2570	2.6000	14.4280
6	3.0670	2.4540	12.1640	3.1260	2.4990	14.0790
7	3.3500	2.6260	12.7310	3.3610	2.6350	14.7010
8	3.0880	2.4450	12.1300	3.0970	2.4520	14.0030
9	3.4670	2.7230	12.9960	3.4780	2.7320	15.0040
10	3.5400	2.8250	13.1990	3.5420	2.8260	15.1490
11	2.7800	2.1650	11.4300	2.7780	2.1640	13.1260
12	3.3800	2.7560	12.8440	3.3770	2.7530	14.7430
13	3.3980	2.6050	13.1000	3.3640	2.5790	14.7080
14	2.8020	2.1870	11.5400	2.7710	2.1630	13.1050
15	3.2280	2.5680	12.3030	3.2070	2.5510	14.2960
16	2.7850	2.2060	11.3120	2.7640	2.1910	13.0840
17	3.3770	2.6260	12.6900	3.3510	2.6060	14.6740
18	2.8360	2.2610	11.4950	2.8600	2.2790	13.3530
19	2.7160	2.1600	-11.2020	-2.7380	2.1770	-13.0110
20	3.0540	2.3750	12.0120	3.0790	2.3940	13.9550
21	-4.4440	-3.4620	-14.7750	-4.3880	-3.4210	-17.2600

NOTE- MINUS SIGNS DENOTE OUTLYING VALUES

JT8D-7 • BASELINE TEST SERIES •

---

MODE 8

UNIT	NREC LB/KLB	CO FU	EI	NREC LB/KLB	HC FU	EI	NRE LA/KLA	CNO FU	EI	NR LA/KLA	CNOX FU	EI	SMK CORRECTED	NUMER
1		33.66			0.00			1.16			3.63		.55	
2		41.65			0.00			.56			3.48		.19	
3		43.79			14.65			.60			3.72		1.66	
4		38.27			9.69			1.36			3.98		1.33	
5		42.73			0.00			-.18			3.55		2.28	
6		41.77			12.70			-.09			3.67		2.40	
7		40.90			10.10			1.19			3.99		2.50	
8		43.32			11.36			-.34			3.05		.74	
9		37.56			8.15			.83			3.75		2.01	
10		31.26			5.70			1.34			4.07		2.65	
11		46.57			13.93			.69			3.58		2.60	
12		34.29			6.53			1.28			4.05		2.02	
13		34.11			6.65			1.35			4.12		.75	
14		-51.18			-16.55			.76			3.36		.67	
15		48.16			-16.23			-3.65			3.65		2.01	
16		-58.33			-20.09			1.00			3.48		2.53	
17		30.33			5.73			1.99			4.34		1.35	
18		-53.21			-17.84			1.08			3.46		.14	
19		47.26			13.52			1.25			3.38		.81	
20		45.72			14.90			1.48			3.65		.41	
21		26.78			6.88			2.61			4.95		-3.92	

NOTE- MINUS SIGNS DENOTE OUTLYING VALUES

JT80-7 • 600 HOUR TEST SERIES •

UNIT	TSO HR	TSB HR	AMB TEMP DEG R	AMB PRESS IN HG	AMB HUMID LB H2O/AIR
2	21406.	604.	520.2	30.10	.008570
3	15163.	603.	520.2	30.10	.008570
4	17572.	643.	521.2	29.91	.009040
5	20255.	643.	521.2	29.91	.009040
6	21384.	643.	521.2	29.91	.009040
7	20223.	616.	517.7	30.14	.007880
8	14350.	616.	517.7	30.13	.007880
9	20864.	616.	521.7	30.13	.009270
10	23059.	569.	518.2	30.07	.007900
11	23146.	569.	518.2	30.07	.007900
12	21791.	569.	518.2	30.07	.007900
13	21299.	590.	525.7	30.01	.009740
14	21413.	590.	525.7	30.03	.009730
15	14194.	663.	520.7	29.96	.010230
16	18949.	544.	520.7	29.96	.010230
17	22819.	569.	524.7	30.25	.009320
18	21016.	599.	519.7	29.96	.006930
19	21302.	599.	519.7	29.96	.006930
20	21379.	599.	519.7	29.96	.006930
21	24921.	563.	505.2	30.35	.005250

JT8D-7 • 600 HOUR TEST SERIES •

MODE 1

UNIT	N1 SPEED PER CENT	N2 SPFD PER CENT	CORR N1 PER CENT	CORR N2 PER CENT
2	29.00	53.00	-28.96	-52.92
3	34.00	57.00	33.95	56.92
4	32.00	56.40	31.92	56.26
5	31.50	55.00	31.42	54.87
6	34.10	58.00	34.02	57.86
7	33.00	56.00	33.03	56.05
8	29.50	53.00	29.53	-53.05
9	31.50	55.00	31.41	54.84
10	34.00	57.20	34.02	57.23
11	29.20	53.20	29.21	53.23
12	34.50	58.00	34.52	58.03
13	32.00	56.00	31.79	55.63
14	30.00	54.00	29.80	53.64
15	32.00	56.00	31.94	55.89
16	30.00	54.00	29.94	53.90
17	33.50	57.00	33.31	56.67
18	31.20	55.00	31.17	54.95
19	29.50	53.60	29.47	53.55
20	32.40	55.70	32.37	55.65
21	32.50	57.00	32.93	57.76

NOTE- MINUS SIGNS DENOTE OUTLYING VALUES

JT8D-7 • 600 HOUR TEST SERIES •

---

MODE 1

UNIT	FUEL FLOW LBM/HR	CB F/A X100	PERF F/A X100	TT7 DEG R	EPR	THRUST LRF
2	-1000.	.2910	.3410	1158.	1.050	1013.
3	1160.	.3080	.3040	1167.	1.050	1145.
4	1120.	.3380	.3260	1158.	1.040	1121.
5	1075.	.3500	.3210	1147.	1.040	1058.
6	1130.	-.3730	.2970	1140.	1.050	1198.
7	1140.	.3420	.3110	1176.	1.040	1102.
8	1125.	.3330	-.3690	1176.	1.050	1014.
9	1100.	.3230	.3270	1167.	1.040	1049.
10	1170.	.3040	.3050	1158.	1.050	1161.
11	-360.	-.2400	.3220	1176.	1.050	1019.
12	1100.	-.3720	-.2810	1158.	1.050	1199.
13	1050.	.2540	.3080	1140.	1.040	1087.
14	1050.	.2740	.3430	1185.	1.040	1029.
15	1150.	.3330	.3340	1185.	1.050	1101.
16	1100.	.3300	-.3550	1185.	1.040	1037.
17	1160.	.3010	.3130	1176.	1.060	1128.
18	1100.	.2820	.3320	1176.	1.050	1058.
19	-1000.	.3440	.3320	1158.	1.040	1030.
20	1050.	.2960	.2980	1140.	1.050	1090.
21	1200.	.3070	.3220	1158.	1.060	1176.

NOTE- MINUS SIGNS DENOTE OUTLYING VALUES

JT8D-7 • 600 HOUR TEST SERIES •

MODE 1

UNIT	CORR FU FL LAM/HR	COR CB X100	F/A COR PF X100	F/A CORR TT7 DEG R	COR THRUST LAF
2	-1007.	.2900	.3400	1154.	101A.
3	116A.	.3070	.3030	1163.	1152.
4	1122.	.3360	.3250	1152.	1121.
5	1077.	.3480	.3200	1141.	1057.
6	1132.	.3710	.2960	1134.	1197.
7	1147.	.3430	.3110	117A.	1111.
8	1132.	.3340	-.3700	117B.	1021.
9	1111.	.3210	.3250	1160.	1057.
10	1175.	.3050	.3060	1159.	1167.
11	-966.	-.2410	.3220	1177.	1025.
12	1105.	-.3730	-.2810	1159.	1205.
13	1060.	-.2510	.3040	-1125.	1090.
14	1061.	.2700	.3380	1169.	1033.
15	1154.	.3320	.3330	1180.	1103.
16	1104.	.3290	-.3540	1180.	103A.
17	1180.	.2970	.3090	1162.	1140.
18	1103.	.2810	.3310	1173.	1059.
19	-1002.	.3440	.3310	1155.	1031.
20	1052.	.2950	.2970	113A.	1091.
21	1201.	.3160	.3310	1189.	1192.

NOTE- MINUS SIGNS DENOTE OUTLYING VALUES

JT8D-7 • 600 HOUR TEST SERIES •

MODE 1

UNIT	CO2 CONC PER CENT	CO CONC PPM	HC CONC PPM	NO CONC PPM	NOX CONC PPM
2	.589	127.6	18.2	2.0	4.0
3	.621	141.6	23.1	2.2	5.1
4	.685	136.0	20.8	-7.2	9.5
5	.706	157.2	28.3	-6.4	10.2
6	-.761	123.4	16.5	-6.6	-10.9
7	.694	127.8	18.9	-6.8	9.6
8	.673	149.6	22.9	5.5	9.3
9	.656	124.6	17.5	5.2	9.6
10	.622	90.8	11.5	-6.2	8.7
11	-.442	120.8	22.1	4.2	6.8
12	-.759	133.4	17.4	-6.2	-10.8
13	.516	93.5	15.5	3.8	6.2
14	.552	128.3	22.3	2.6	6.3
15	.668	170.3	33.3	5.1	8.7
16	.658	-187.1	-35.9	4.2	8.1
17	.615	87.1	11.0	5.9	9.3
18	.565	149.4	28.5	-7.1	8.6
19	.696	151.9	23.4	-6.4	9.9
20	.597	131.0	23.2	5.8	8.7
21	.620	144.8	21.7	3.4	8.0

NOTE- MINUS SIGNS DENOTE OUTLYING VALUES

JT8D-7 • 600 HOUR TEST SERIES •

MODE 1

UNIT	CO2 EI LB/KLB FU	CO EI LB/KLB FU	HC EI LB/KLB FU	NO EI LB/KLB FU	NOX EI LB/KLB FU	SMK NUMBER FRONT SIDE
2	3066.	42.26	10.36	1.06	2.15	1.47
3	3057.	44.36	12.43	1.15	2.65	1.32
4	3045.	38.75	10.19	-3.39	4.43	3.41
5	3049.	43.24	13.36	2.89	4.59	1.58
6	3044.	31.84	7.29	2.79	4.60	0.00
7	3072.	35.99	9.15	-3.17	4.45	-9.35
8	3055.	43.23	11.36	2.61	4.40	1.32
9	3071.	37.12	9.94	2.55	4.72	1.96
10	3096.	28.74	6.24	-3.20	4.51	.94
11	3040.	48.47	15.25	2.77	4.50	1.84
12	3043.	34.51	7.72	2.65	4.59	1.86
13	3075.	35.48	10.10	2.39	3.89	3.05
14	3050.	45.11	13.50	1.48	3.65	.66
15	3033.	49.22	16.51	2.44	4.14	-44.66
16	-3021.	-54.65	-18.02	2.04	3.90	-16.12
17	3095.	27.91	6.06	-3.12	4.92	-12.39
18	3022.	51.08	16.75	-3.99	4.84	2.97
19	3061.	42.50	11.22	2.93	4.56	1.96
20	3056.	42.67	12.95	-3.12	4.63	.91
21	3050.	45.35	11.70	1.75	4.12	1.56

NOTE- MINUS SIGNS DENOTE OUTLYING VALUES

JT8D-7 \* 600 HOUR TEST SERIES \*

---

MODE 1

UNIT	FCO X100	FMC X100	FNO X100	STD FCO X100	STD FMC X100	STD FNO X100
2	2.7990	2.2170	11.2020	2.7660	2.1920	13.0910
3	3.3960	2.6890	12.5690	3.3550	2.6570	14.6860
4	3.2930	2.6530	12.2220	3.2520	2.6200	14.4160
5	3.0780	2.5020	11.7390	3.0400	2.4720	13.8480
6	3.5880	2.9360	12.8640	3.5430	2.8990	15.1720
7	3.2210	2.6040	12.3480	3.2200	2.6040	14.3700
8	2.7790	2.2510	11.3090	2.7780	2.2510	13.1260
9	3.0990	2.4840	11.7380	3.0360	2.4340	13.8370
10	3.4130	2.6970	12.7730	3.4090	2.6940	14.8250
11	2.8060	2.1680	11.3670	2.8020	2.1650	13.1930
12	3.5830	2.9320	13.1500	3.5790	2.9290	15.2640
13	3.2770	2.5230	12.0100	3.1540	2.4330	14.1550
14	2.9720	2.3240	11.3340	2.8610	2.2410	13.3570
15	3.2310	2.5980	11.8170	3.1950	2.5700	14.2630
16	2.9300	2.3620	-11.1490	2.8980	2.3370	13.4590
17	3.4490	2.7160	12.4910	3.3160	2.6140	14.5840
18	3.0700	2.4100	12.2090	3.0520	2.3960	13.8800
19	2.8650	2.3300	11.7170	2.8480	2.3170	13.3210
20	3.1760	2.5070	12.4590	3.1570	2.4920	14.1630
21	3.3150	2.6360	13.2640	3.5210	2.7950	15.1140

NOTE- MINUS SIGNS DENOTE OUTLYING VALUES

JT8D-7 \* 600 HOUR TEST SERIES \*

---

MODE 1

UNIT	NREC CO EI LB/KLB FU	NREC HC EI LB/KLB FU	NRE CNO EI LB/KLB FU	NR CNOX EI LB/KLB FU	SMK NUMBER CORRECTED
2	42.77	10.48	1.24	2.51	1.47
3	44.90	12.58	1.34	3.09	1.32
4	39.23	10.32	-4.00	5.23	-3.26
5	43.78	13.52	3.40	5.42	1.58
6	32.25	7.39	3.29	5.42	0.00
7	36.00	9.16	-3.68	5.16	-6.54
8	43.24	11.36	3.03	5.11	.14
9	37.90	9.12	3.01	5.57	1.96
10	28.77	6.24	-3.72	5.24	.94
11	49.53	15.27	3.21	5.22	1.84
12	34.55	7.73	3.07	5.33	1.86
13	36.86	10.48	2.81	4.58	2.80
14	46.87	14.00	1.75	4.30	.66
15	49.78	16.70	2.94	5.00	-17.11
16	-55.25	-18.22	2.64	5.06	-8.72
17	29.02	6.30	-3.91	-6.17	-8.24
18	51.39	16.85	-4.53	5.50	1.94
19	42.76	11.29	3.33	5.18	1.96
20	42.93	13.03	3.54	5.26	.91
21	42.70	11.03	2.14	5.04	1.56

NOTE- MINUS SIGNS DENOTE OUTLYING VALUES



JT8D-7 • 600 HOUR TEST SERIES •

MODE 2

UNIT	FUEL FLOW LBM/HR	CR F/A X100	PERF F/A X100	TT7 DEG R	EPR	THRUST LAF
2	-1150.	.2750	.3010	1140.	1.050	-1193.
3	1350.	.3080	.3280	1176.	1.060	1347.
4	1295.	.3360	.3230	1143.	-1.040	1322.
5	1200.	.3450	.3100	1143.	-1.040	1246.
6	1290.	-.3660	.3150	1157.	1.050	-1412.
7	1350.	.3200	.3280	1176.	1.060	1354.
8	-1140.	.3070	.3110	1167.	1.050	-1198.
9	1240.	.3090	.3110	1167.	1.050	1235.
10	1325.	.2920	.3270	1176.	1.050	1355.
11	-1070.	-.2150	-.2930	1149.	1.050	-1166.
12	1300.	-.3820	.3170	1176.	1.070	-1415.
13	1250.	-.2300	.3150	1158.	1.050	1302.
14	1160.	.2510	.3090	1149.	1.050	-1181.
15	1260.	.3220	.3160	1167.	1.060	1293.
16	1225.	.3080	.3230	1185.	1.050	-1197.
17	1350.	.3010	.3330	1149.	1.070	1324.
18	1240.	.2660	.3160	1143.	1.050	1238.
19	-1125.	.3360	.3060	1140.	1.060	1209.
20	1200.	.2880	.3010	1140.	1.050	1295.
21	1300.	.2880	.3170	1140.	1.060	1329.

NOTE- MINUS SIGNS DENOTE OUTLYING VALUES

JT8D-7 • 600 HOUR TEST SERIES •

MODE 2

UNIT	CORR FU FL LBM/HR	COR CB F/A X100	COR PF F/A X100	CORR TT7 DEG R	COR THRUST LBF
2	-1154.	.2750	.3000	1136.	-1200.
3	1360.	.3070	.3270	1172.	1355.
4	1297.	.3340	.3220	1134.	1321.
5	1202.	.3440	.3090	1134.	1245.
6	1282.	-.3640	.3140	1161.	-1411.
7	1359.	.3200	.3290	1174.	1364.
8	-1147.	.3080	.3110	1169.	-1207.
9	1252.	.3070	.3100	1160.	1244.
10	1331.	.2920	.3280	1177.	1362.
11	-1075.	-.2150	-.2930	1150.	-1172.
12	1306.	-.3820	.3170	1177.	-1422.
13	1262.	-.2270	.3110	1142.	1306.
14	1172.	.2480	.3050	1133.	-1185.
15	1264.	.3200	.3140	1162.	1294.
16	1229.	.3070	.3220	1140.	-1199.
17	1373.	.2970	.3290	1135.	1339.
18	1243.	.2660	.3160	1141.	1240.
19	-1128.	.3350	.3050	1138.	1211.
20	1203.	.2870	.3010	1138.	1297.
21	1301.	.2950	.3250	1170.	1348.

NOTE- MINUS SIGNS DENOTE OUTLYING VALUES

AD-A070 575

NORTHERN RESEARCH AND ENGINEERING CORP CAMBRIDGE MASS F/G 13/2  
TIME DEGRADATION FACTORS FOR TURBINE ENGINE EXHAUST EMISSIONS. --ETC(U)  
MAY 78

UNCLASSIFIED

NREC-1238-8

FAA-RD-78-56-3

DOT-FA74NA-1100

NL

2 OF 4  
AD  
A070575



JT8D-7 • 600 HOUR TEST SERIES •

MODE 2

UNIT	CO2 CONC PER CENT	CO CONC PPM	HC CONC PPM	NO CONC PPM	NOX CONC PPM
2	.564	80.2	8.9	2.4	4.2
3	.628	104.5	15.8	3.5	6.7
4	.687	93.8	11.5	-7.8	10.5
5	.701	-125.3	19.5	-6.8	10.5
6	-.751	90.9	9.6	-7.7	-11.8
7	.654	88.1	11.3	-6.9	10.2
8	.626	106.6	12.6	5.5	9.5
9	.632	93.6	10.1	-6.4	10.2
10	.598	80.3	10.8	-6.6	9.7
11	-.436	82.5	10.8	4.2	6.8
12	-.784	101.7	11.1	-7.4	-11.8
13	-.470	63.9	10.4	4.0	6.3
14	.511	84.7	14.0	3.2	6.4
15	.651	-128.0	-21.7	5.3	8.8
16	.624	-122.4	-20.1	4.6	8.5
17	.618	66.4	7.3	-6.6	10.3
18	.538	110.4	18.9	-7.3	8.7
19	.687	102.4	11.1	-7.0	10.5
20	.588	93.9	11.1	-6.5	9.7
21	.586	96.1	13.2	3.0	8.5

NOTE- MINUS SIGNS DENOTE OUTLYING VALUES

JTAD-7 • 600 HOUR TEST SERIES •

MODE 2

UNIT	CO2 EI LB/KLA FU	CO EI LB/KLA FU	HC FI LB/KLA FU	NO FI LB/KLA FU	NOX EI LB/KLA FU	SMK NUMBER FRONT SIDE
2	3102.	28.06	5.75	1.38	2.44	1.07
3	3086.	32.66	8.49	1.82	3.45	-0.00
4	3096.	26.90	5.66	-3.68	4.96	1.97
5	3073.	34.95	9.33	3.12	4.79	1.97
6	3104.	23.89	4.31	2.34	5.09	1.32
7	3096.	26.54	5.85	3.41	5.07	-4.24
8	3083.	33.39	6.76	2.84	4.88	3.12
9	3093.	29.17	5.41	3.25	5.24	2.21
10	3100.	26.47	6.11	-3.59	5.27	-5.05
11	3077.	37.06	8.32	3.10	5.00	1.49
12	3105.	25.63	4.79	3.05	4.88	-4.67
13	3095.	26.82	7.49	2.77	4.34	1.59
14	3082.	32.52	9.23	2.03	4.06	.53
15	-3065.	-38.34	-11.16	2.62	4.32	-19.71
16	-3066.	-38.29	10.78	2.39	4.37	-13.67
17	3111.	21.29	4.01	-3.49	5.44	-13.73
18	-3063.	-39.98	-11.75	-4.33	5.20	2.60
19	3097.	29.36	5.47	3.30	4.97	.65
20	3091.	31.41	6.36	-3.56	5.32	1.95
21	3082.	32.18	7.59	1.65	4.69	2.44

NOTE - MINUS SIGNS DENOTE OUTLYING VALUES

JT8D-7 • 600 HOUR TEST SERIES •

MODE 2

UNIT	FCO X100	FMC X100	FNO X100	STD FCO X100	STD FMC X100	STD FNO X100
2	3.5980	2.7930	-13.0110	-3.5550	-2.7600	-15.2020
3	4.3130	3.3790	14.5120	4.2600	3.3390	16.9530
4	4.1750	3.3250	14.0920	4.1210	3.2830	16.6170
5	3.8100	3.0620	13.3360	3.7620	3.0240	15.7270
6	-4.5650	-3.6860	14.8730	4.5060	-3.6390	17.5150
7	4.2980	3.3910	14.6830	4.2970	3.3910	17.0420
8	3.5850	2.8320	13.1620	-3.5850	2.8320	-15.2790
9	3.8150	3.0210	13.3320	3.7550	2.9600	15.7100
10	4.2940	3.3370	14.6670	4.2900	3.3330	17.0240
11	-3.4340	-2.5900	-12.8200	-3.4300	-2.5870	-14.8800
12	-4.5590	-3.7180	15.2040	-4.5540	-3.7150	-17.6480
13	4.2210	3.1670	13.9810	4.0570	3.0510	16.4620
14	3.6300	-2.7760	-12.7690	-3.4900	-2.6740	-15.0150
15	4.0530	3.2070	13.5370	4.0060	3.1710	16.3350
16	3.5900	2.8340	-12.5840	-3.5490	-2.8030	-15.1870
17	4.3670	3.4020	14.3960	4.1940	3.2710	16.7950
18	3.7590	2.8970	13.7770	3.7350	2.8790	15.6600
19	3.6260	2.9060	13.4840	-3.6040	2.8890	-15.3280
20	4.0450	3.1430	14.4020	4.0200	3.1240	16.3700
21	3.9760	3.1040	14.7960	4.2310	3.2950	16.8830

NOTE- MINUS SIGNS DENOTE OUTLYING VALUES

JTAD-7 • 600 HOUR TEST SERIES •

MODE 2

UNIT	NREC LB/KLR	CO FU	ET	NREC LB/KLR	HC FU	ET	NRE LB/KLR	CNO FU	FI	NR LB/KLR	CNOX FU	ET	SMK CORRECTED	NUMFR
2		29.40			5.42			1.62			2.85		1.07	
3		37.07			8.60			2.12			4.03		0.00	
4		27.25			5.74			-4.34			5.85		1.97	
5		35.40			9.45			3.68			5.65		1.97	
6		24.21			4.37			3.94			6.00		1.32	
7		26.54			5.86			3.95			5.88		2.20	
8		33.79			6.76			3.30			5.66		3.12	
9		29.79			5.52			3.83			6.17		2.21	
10		26.50			6.12			-4.17			6.12		3.92	
11		-37.10			8.33			3.60			5.80		1.99	
12		25.66			4.80			3.54			5.67		-4.67	
13		27.90			7.78			3.27			5.11		1.59	
14		33.82			9.58			2.40			4.79		.53	
15		-38.79			-11.29			3.16			5.21		-17.04	
16		-38.73			10.90			3.10			5.66		-6.54	
17		22.17			4.17			-4.37			-6.82		-7.26	
18		-40.23			-11.82			-4.93			5.91		2.60	
19		29.55			5.50			3.75			5.65		.65	
20		31.61			6.40			-4.04			6.05		1.28	
21		30.24			7.14			2.02			5.75		2.44	

NOTE - MINUS SIGNS DENOTE OUTLYING VALUES

JT8D-7 • 600 HOUR TEST SERIES •

MODE 3

UNIT	N1 SPEED PER CENT	N2 SPEED PER CENT	CORR N1 PER CENT	CORR N2 PER CENT
2	92.50	93.00	92.37	92.87
3	93.00	91.50	92.87	-91.37
4	94.50	92.50	94.27	92.28
5	94.50	-96.30	94.27	-96.07
6	94.30	93.80	94.07	93.57
7	94.50	92.50	94.59	92.59
8	92.50	94.00	92.59	94.09
9	93.00	93.00	92.73	92.73
10	92.50	93.80	92.54	93.85
11	91.70	93.50	91.74	93.55
12	94.00	92.50	94.05	92.54
13	92.00	93.00	-91.39	92.38
14	92.00	92.50	-91.39	91.88
15	95.00	94.00	94.82	93.82
16	93.00	94.00	92.82	93.82
17	93.50	93.00	92.96	92.47
18	94.30	93.40	94.21	93.31
19	93.50	-94.80	93.41	94.71
20	95.00	94.40	94.91	94.31
21	92.00	92.50	93.22	93.73

NOTE- MINUS SIGNS DENOTE OUTLYING VALUES

JT8D-7 • 600 HOUR TEST SERIES •

---

MODE 3

UNIT	FUFL FLOW LBM/HR	CR F/A X100	PERF F/A X100	TYT DEG R	EPR	THRUST LBF
2	8100.	.9250	.7060	1428.	-1.950	-17620.
3	8000.	.8860	.6950	1426.	-1.950	-17620.
4	8550.	1.0290	.7420	1464.	1.980	14007.
5	-7800.	-1.0460	-.6770	1471.	1.980	14007.
6	8100.	1.0130	.7040	1446.	1.980	14007.
7	8300.	-1.0520	.7110	1464.	1.980	17898.
8	8050.	.8750	.6980	1464.	1.980	17902.
9	8250.	.9630	.7180	1428.	1.980	17902.
10	8300.	.9000	.7220	1428.	1.980	17930.
11	-7850.	.8020	.6860	1464.	1.980	17930.
12	8400.	.9620	.7240	1455.	1.960	17930.
13	8500.	1.0030	-.7520	1464.	1.980	17958.
14	8000.	.8630	.7070	1455.	-1.940	-17550.
15	8300.	1.0100	.7170	1464.	1.980	17981.
16	-7800.	.8540	-.6810	1428.	1.980	17981.
17	8400.	.9900	.7290	1428.	1.980	17847.
18	8600.	.9430	.7440	1464.	1.980	17981.
19	8300.	.8770	.7220	1428.	1.980	17981.
20	8400.	.9720	.7240	1464.	1.980	17981.
21	8200.	.9050	.6950	1410.	1.980	17804.

NOTE - MINUS SIGNS DENOTE OUTLYING VALUES

JT8D-7 • 600 HOUR TEST SERIES •

MODE 3

UNIT	CORR FU FL LBM/HR	COR CB F/A X100	COR PF F/A X100	CORR TT7 DEG R	COR THRUST LBF
2	8159.	.9230	.7040	1424.	-13700.
3	8058.	.8830	.6930	1422.	-13700.
4	8566.	1.0240	.7390	1457.	14000.
5	-7815.	1.0410	-.6740	1464.	14000.
6	8115.	1.0080	.7010	1439.	14000.
7	8353.	-1.0540	.7130	1467.	14000.
8	8099.	.8770	.6990	1467.	14000.
9	8332.	.9580	.7130	1419.	14000.
10	8338.	.9010	.7220	1429.	14000.
11	7886.	.8020	-.6870	1465.	14000.
12	8438.	.9620	.7250	1456.	14000.
13	8583.	.9890	.7420	1444.	14000.
14	8083.	.8520	.6980	1435.	-13600.
15	8327.	1.0060	.7140	1458.	14000.
16	-7825.	.8500	-.6790	1422.	14000.
17	8542.	.9780	.7200	1411.	14000.
18	8620.	.9410	.7430	1461.	14000.
19	8319.	.8760	.7200	1425.	14000.
20	8419.	.9700	.7230	1461.	14000.
21	8208.	.9290	.7130	1447.	14000.

NOTE- MINUS SIGNS DENOTE OUTLYING VALUES

JTAD-7 • 600 HOUR TEST SERIES •

---

MODE 3

UNIT	CO2 CONC PER CFNT	CO CONC PPM	HC CONC PPM	NO CONC PPM	NOX CONC PPM
2	1.943	11.4	2.2	82.8	86.0
3	1.859	11.3	1.6	87.3	89.9
4	2.158	14.5	1.3	85.0	84.4
5	2.194	17.8	1.2	92.8	94.1
6	2.123	20.6	1.1	87.2	86.4
7	-2.208	11.3	1.4	92.3	95.5
8	1.833	14.2	.8	76.0	77.0
9	2.019	14.3	.9	88.4	89.5
10	1.887	14.3	1.6	81.9	81.4
11	1.679	18.5	1.2	73.4	74.4
12	2.060	16.6	1.3	92.0	90.6
13	2.105	15.3	3.0	94.6	94.7
14	1.810	14.2	2.6	79.6	79.2
15	2.119	13.2	1.6	85.4	83.6
16	1.788	14.3	1.4	-64.2	-63.0
17	2.076	14.2	1.6	76.8	76.2
18	1.979	11.6	1.6	93.9	94.4
19	1.840	15.9	1.2	87.0	88.9
20	2.039	12.3	.9	89.9	92.8
21	1.895	18.3	2.0	74.5	72.6

NOTE- MINUS SIGNS DENOTE OUTLYING VALUES

JT8D-7 • 600 HOUR TEST SERIES •

MODE 3

UNIT	CO2 EI LB/KLB FU	CO EI LB/KLB FU	HC EI LA/KLB FU	NO EI LA/KLB FU	NOX EI LA/KLB FU	SMK NIMBER FRONT SIDE
2	3158.	1.18	.39	14.08	14.62	40.54
3	3158.	1.22	.30	-15.50	-15.97	-0.00
4	3151.	1.35	.21	12.97	12.97	42.54
5	3151.	1.63	.19	13.93	14.13	39.74
6	3150.	1.94	.18	13.53	13.53	43.79
7	3151.	1.02	.23	13.77	14.25	-57.68
8	3151.	1.56	.14	13.66	13.85	42.48
9	3151.	1.42	.15	14.42	14.61	44.34
10	3155.	1.52	.29	14.30	14.30	36.00
11	3154.	2.21	.25	14.42	14.60	32.45
12	3155.	1.52	.22	14.74	14.74	37.20
13	3155.	1.46	.50	14.83	14.83	42.40
14	3154.	1.57	.50	14.50	14.50	31.54
15	3153.	1.25	.26	13.28	13.28	-85.30
16	3153.	1.60	.26	11.83	11.83	-56.79
17	3153.	1.37	.26	12.19	12.19	-60.52
18	3156.	1.18	.28	-15.65	15.74	-46.60
19	3155.	1.74	.22	-15.59	-15.93	37.20
20	3156.	1.21	.15	14.54	15.01	37.25
21	3150.	1.93	.37	12.95	12.95	37.40

NOTE- MINUS SIGNS DENOTE OUTLYING VALUES

JT8D-7 • 600 HOUR TEST SERIES •

MODE 3

UNIT	FCO X100	FMC X100	FNO X100	STD FCO X100	STD FMC X100	STD FNO X100
2	104.7210	104.7210	84.8950	102.6150	102.6150	98.8960
3	85.4940	85.4940	-77.5900	83.8290	83.8290	-90.4010
4	114.0280	114.0280	81.3660	110.8710	110.8710	95.5000
5	-178.3340	-178.3340	-103.7120	-173.0650	-173.0650	-121.6390
6	127.2710	127.2710	87.8610	123.7210	123.7210	107.1010
7	118.5810	118.5810	83.6670	119.4530	119.4530	97.2490
8	108.8240	108.8240	91.5410	109.5200	109.5200	106.4800
9	110.2280	110.2280	83.7480	106.0700	106.0700	98.1180
10	109.6320	109.6320	90.1440	109.9040	109.9040	104.7380
11	93.9930	93.9930	88.5830	94.1840	94.1840	102.9230
12	107.2970	107.2970	83.5150	107.5910	107.5910	97.0310
13	115.9140	115.9140	82.6730	106.7870	106.7870	96.0770
14	91.6170	91.6170	80.2670	84.9270	84.9270	93.2590
15	129.5090	129.5090	87.0070	126.4610	126.4610	104.5800
16	104.9610	104.9610	87.0070	102.6870	102.6870	104.5800
17	114.5350	114.5350	83.7120	106.1460	106.1460	96.5820
18	111.2230	111.2230	89.4860	109.9450	109.9450	101.5170
19	118.7680	118.7680	-97.9030	117.4200	117.4200	111.0540
20	128.7540	128.7540	95.2780	127.2360	127.2360	108.0800
21	97.9500	97.9500	88.8110	112.8010	112.8010	104.0250

NOTE- MINUS SIGNS DENOTE OUTLYING VALUES

JT80-7 • 600 HOUR TEST SERIES •

---

MODE 3

UNIT	NREC CO LB/KLB FU	EI	NREC HC LB/KLB FU	EI	NRE CNO LB/KLB FU	EI	NR CNOX LB/KLB FU	EI	SMK NUMBER CORRECTED
2	1.20		.40		16.40		17.03		33.57
3	1.24		.30		-18.06		-18.60		-0.00
4	1.39		.22		15.22		15.22		33.87
5	1.68		.20		16.34		16.57		31.59
6	2.00		.19		15.87		15.87		33.23
7	1.02		.22		16.01		16.58		34.73
8	1.55		.14		15.88		16.11		30.24
9	1.48		.16		16.89		17.11		33.81
10	1.52		.29		16.62		16.62		34.50
11	-2.21		.25		16.76		16.97		31.06
12	1.62		.21		17.12		17.12		34.66
13	1.58		.54		17.23		17.24		33.85
14	1.70		.54		16.85		16.85		31.54
15	1.28		.27		15.96		15.96		29.44
16	1.64		.27		15.27		15.27		31.87
17	1.48		.28		15.11		15.11		32.32
18	1.19		.28		17.75		17.85		32.75
19	1.76		.22		17.69		18.07		30.59
20	1.22		.15		16.50		17.03		28.91
21	1.68		.32		16.29		16.29		33.37

NOTE- MINUS SIGNS DENOTE OUTLYING VALUES

JT8D-7 • 600 HOUR TEST SERIES •

MODE 4

UNIT	N1 SPEED PER CENT	N2 SPEED PER CENT	CORR N1 PER CENT	CORR N2 PER CENT
2	87.50	91.00	87.37	90.87
3	88.00	-89.00	87.87	-88.87
4	89.00	90.40	88.79	90.18
5	-89.40	-93.80	89.19	-93.57
6	89.00	91.80	88.79	91.58
7	89.00	90.00	89.09	90.09
8	87.00	91.00	87.08	91.09
9	88.00	91.00	87.75	90.74
10	88.00	91.40	88.04	91.44
11	86.50	91.00	-86.54	91.04
12	88.00	91.00	88.04	91.04
13	87.50	91.00	86.92	90.39
14	88.50	91.00	87.91	90.39
15	89.00	91.00	88.83	90.83
16	89.00	92.00	88.83	91.82
17	88.00	91.00	87.50	90.48
18	88.20	90.80	88.12	90.71
19	88.00	92.10	87.92	92.01
20	89.00	92.00	88.91	91.91
21	-86.00	89.50	87.14	90.69

NOTE- MINUS SIGNS DENOTE OUTLYING VALUES

JT8D-7 • 600 HOUR TEST SERIES •

MODE 4

UNIT	FUEL FLOW LBM/HR	CB F/A X100	PERF F/A X100	TTT DEG R	EPR	THRUST LBF
2	-6600.	.7350	.6020	1356.	-1.780	-11930.
3	6800.	.7270	.6170	1356.	-1.780	-11930.
4	7100.	.8420	.6440	1383.	1.800	12206.
5	6900.	-.9110	.6230	1392.	1.810	-12306.
6	6850.	-.8800	.6210	1383.	1.800	12206.
7	6950.	-.8730	.6210	1392.	1.800	12111.
8	6700.	.7060	.6110	1392.	1.800	12115.
9	7000.	.7950	.6360	1392.	1.800	12115.
10	7000.	.7380	.6340	1374.	1.810	12239.
11	-6600.	-.6330	.6060	1374.	1.790	12040.
12	6900.	.7930	.6250	1365.	1.790	12040.
13	7150.	.8100	-.6600	1392.	1.810	12263.
14	7000.	.7230	.6400	1392.	-1.830	-12454.
15	6800.	.8220	.6150	1383.	1.800	12184.
16	6900.	.7130	.6240	1374.	1.800	12184.
17	7000.	.7890	.6370	1356.	1.800	12067.
18	7050.	.7280	.6410	1392.	1.800	12184.
19	6900.	.7250	.6290	1338.	1.800	12184.
20	6900.	.7440	.6230	1374.	1.800	12184.
21	6800.	.7360	.6080	1338.	1.800	12029.

NOTE- MINUS SIGNS DENOTE OUTLYING VALUES

JT8D-7 • 600 HOUR TEST SERIES •

MODE 4

UNIT	CORR FU FL LAM/HR	COR CB F/A X100	COR P7 F/A X100	COR TT7 DEG R	COR THRUST LAF
2	664A.	.7330	-.6000	1352.	-12000.
3	6A50.	.7250	.6150	1352.	-12000.
4	7114.	.8380	.6400	1376.	12200.
5	6917.	-.9060	.6200	1385.	12300.
6	6A63.	-.8760	.6180	1376.	12200.
7	6994.	-.8750	.6220	1394.	12200.
8	6741.	.7080	.6120	1394.	12200.
9	7069.	.7900	.6330	1384.	12200.
10	7032.	.7390	.6340	1375.	12300.
11	6630.	.6340	.6070	1375.	12100.
12	6931.	.7940	.6250	1366.	12100.
13	7220.	.7990	-.6520	1373.	12300.
14	7073.	.7130	.6310	1373.	-12500.
15	6A22.	.8180	.6120	1377.	12200.
16	6923.	.7100	.6210	1368.	12200.
17	7118.	.7800	.6300	1340.	12200.
18	7066.	.7270	.6400	1389.	12200.
19	6916.	.7230	.6270	-1335.	12200.
20	6916.	.7430	.6210	1371.	12200.
21	6A06.	.7560	.6240	1373.	12200.

NOTE- MINUS SIGNS DENOTE OPPOSITE VALUES

JT8D-7 • 600 HOUR TEST SERIES •

MODE 4

UNIT	CO2 CONC PER CENT	CO CONC PPM	HC CONC PPM	NO CONC PPM	NOX CONC PPM
2	1.539	12.0	2.0	55.7	59.2
3	1.523	11.8	1.6	63.7	67.3
4	1.762	15.2	1.2	66.6	66.6
5	-1.907	18.0	1.1	-74.7	-75.9
6	-1.843	19.8	1.0	65.4	66.3
7	-1.828	11.7	1.3	-71.9	-74.6
8	1.476	14.1	.7	53.3	55.7
9	1.663	14.7	.8	63.3	66.2
10	1.545	14.4	1.2	61.7	63.4
11	-1.323	18.6	1.1	50.5	51.9
12	1.662	17.4	1.1	62.3	63.3
13	1.696	16.0	2.9	65.8	68.0
14	1.512	14.4	2.5	58.1	59.4
15	1.720	13.9	1.4	59.0	59.2
16	1.491	14.5	1.2	48.3	49.5
17	1.450	16.5	1.5	55.1	56.2
18	1.525	12.1	1.6	65.0	67.4
19	1.517	16.1	1.1	61.8	64.9
20	1.558	12.5	.8	66.2	68.8
21	1.538	19.4	2.1	50.6	51.2

NOTE- MINUS SIGNS DENOTE OUTLYING VALUES

JT8D-7 • 600 HOUR TEST SERIES •

---

MODE 4

UNIT	CO2 EI	CO EI	HC EI	NO EI	NOX EI	SMK NUMBER FRONT SIDE
	LA/KLA FU	LA/KLB FU	LA/KLA FU	LA/KLA FU	LA/KLB FU	
2	3157.	1.57	.45	11.94	12.70	32.00
3	3157.	1.55	.75	-13.79	-14.59	28.99
4	3150.	1.73	.23	12.45	12.45	35.74
5	3150.	1.90	.19	12.89	13.10	36.71
6	3150.	2.16	.19	11.69	11.85	37.25
7	3151.	1.28	.25	12.97	13.44	37.19
8	3150.	1.91	.17	11.90	12.43	32.72
9	3150.	1.77	.16	12.54	13.11	35.74
10	3154.	1.87	.27	13.18	13.53	32.27
11	3153.	-2.82	.29	12.59	12.93	27.53
12	3154.	2.10	.23	12.37	12.57	34.00
13	3154.	1.90	.60	12.79	13.22	32.54
14	3154.	1.92	.57	12.67	12.95	28.51
15	3153.	1.63	.28	11.31	11.35	-53.67
16	3152.	1.95	.28	10.97	10.94	39.95
17	3152.	2.01	.32	11.00	11.22	-42.52
18	3155.	1.59	.37	-14.06	-14.59	32.68
19	3154.	2.13	.26	-13.45	-14.12	36.62
20	3155.	1.61	.19	-14.00	-14.55	32.20
21	3148.	2.53	.46	10.83	10.96	34.94

NOTE - MINUS SIGNS DENOTE OUTLYING VALUES

JT8D-7 • 600 HOUR TEST SERIES •

---

MODE 4

UNIT	FCO X100	FMC X100	FNO X100	STD FCO X100	STD FMC X100	STD FNO X100
2	67.8140	67.8140	75.2520	66.5760	66.5760	87.6810
3	-55.0270	-55.0270	-66.6030	-54.0460	-54.0460	-77.6200
4	71.8920	71.8920	71.5700	70.1510	70.1510	84.0130
5	-110.7060	-110.7060	-87.8610	-107.7920	-107.7920	-103.1010
6	-87.0680	-87.0680	78.0080	-84.8740	-84.8740	91.5700
7	72.2020	72.2020	71.8470	72.6010	72.6010	83.5100
8	65.8530	65.8530	76.4160	66.1690	66.1690	88.8480
9	72.6980	72.6980	74.2090	70.2200	70.2200	86.9780
10	70.9230	70.9230	78.1730	71.0390	71.0390	90.8200
11	60.6970	60.6970	76.2880	60.7720	60.7720	88.6290
12	72.6350	72.6350	76.2880	72.7670	72.7670	88.6290
13	73.5500	73.5500	73.1880	68.4560	68.4560	85.1350
14	66.5230	66.5230	73.2220	62.0830	62.0830	85.1350
15	74.7740	74.7740	72.7220	73.2370	73.2370	87.4460
16	72.8350	72.8350	77.2920	71.3980	71.3980	92.9280
17	72.2260	72.2260	74.1250	67.5350	67.5350	85.5920
18	65.8030	65.8030	76.5360	65.1370	65.1370	86.8420
19	74.5780	74.5780	-82.8410	73.8130	73.8130	93.9870
20	75.5200	75.5200	82.3440	74.7400	74.7400	93.4240
21	59.4440	59.4440	74.2380	67.1220	67.1220	86.7100

NOTE- MINUS SIGNS DENOTE OUTLYING VALUES

JTAD-7 • 600 HOUR TEST SERIES •

---

MODE 4

UNIT	NREC LB/KLB	CO FU	FI	NREC LB/KLB	HC FU	EI	NRE LB/KLB	CNO FU	EI	NR LB/KLB	CNOX FU	EI	SMK CORRECTED	NUMBER
2		1.60			.46			13.91			14.80		32.00	
3		1.58			.36			-16.08			-17.00		28.99	
4		1.78			.24			14.62			14.62		33.24	
5		1.95			.20			15.13			15.37		31.78	
6		2.21			.20			13.72			13.91		32.96	
7		1.28			.25			15.08			15.62		30.24	
8		1.90			.17			13.84			14.46		30.22	
9		1.83			.16			14.70			15.36		31.75	
10		1.87			.27			15.31			15.71		32.27	
11		-2.82			.29			14.62			15.03		27.53	
12		2.10			.23			14.37			14.60		33.90	
13		2.04			.64			14.87			15.38		32.54	
14		2.05			.61			14.73			15.05		28.51	
15		1.66			.29			13.60			13.65		35.51	
16		1.99			.29			13.78			14.13		32.95	
17		2.15			.34			13.64			13.92		34.50	
18		1.61			.37			-15.95			-16.55		28.52	
19		2.15			.26			15.26			16.01		29.58	
20		1.62			.19			-15.89			-16.52		29.05	
21		2.24			.41			13.58			13.75		33.87	

NOTE - MINUS SIGNS DENOTE OUTLYING VALUES

JT80-7 • 600 HOUR TEST SERIES •

MODE 5

UNIT	N1 SPEED PER CENT	N2 SPEED PER CENT	CORR N1 PER CENT	CORR N2 PER CENT
2	-76.50	85.00	-76.39	-84.88
3	78.50	85.00	78.39	-84.88
4	79.50	86.00	79.31	85.79
5	79.50	-88.50	79.31	-88.29
6	79.00	87.00	78.81	86.79
7	79.00	86.00	79.08	86.08
	78.00	87.00	78.08	87.08
9	79.00	86.00	78.77	85.75
10	79.00	87.00	79.04	87.04
11	77.80	86.20	77.84	86.24
12	79.00	86.50	79.04	86.54
13	78.00	86.50	-77.48	85.92
14	79.00	86.50	78.47	85.92
15	-80.00	87.00	79.85	86.83
16	78.00	87.00	77.85	86.83
17	79.00	86.00	78.55	85.51
18	79.20	86.40	79.12	86.32
19	79.40	87.30	79.32	87.22
20	-79.80	87.20	79.72	87.12
21	-77.00	85.00	78.02	86.13

NOTE- MINUS SIGNS DENOTE OUTLYING VALUES

JT8D-7 • 600 HOUR TEST SERIES •

MODE 5

UNIT	FUEL FLOW LBM/HR	CR F/A X100	PERF F/A X100	TT7 DFG R	EPR	THRUST LAF
2	-4350.	.4260	.4710	1212.	-1.500	-A103.
3	4640.	.4640	.4850	1230.	-1.500	-A103.
4	4780.	-.5730	.4960	1248.	1.520	A438.
5	4750.	-.6200	.4930	1248.	1.520	A438.
6	4600.	-.6030	.4810	1248.	1.520	A438.
7	4750.	-.5610	.4890	1248.	1.520	A372.
8	4740.	.4630	.4970	1248.	1.520	A375.
9	4840.	.5310	.5030	1275.	1.520	A375.
10	4780.	.4910	.4940	1248.	1.530	A533.
11	4580.	.4060	.4830	1257.	1.520	A392.
12	4830.	.5210	.4990	1248.	1.530	A533.
13	4750.	.5020	.5090	1266.	1.520	A409.
14	4650.	.4320	.4890	1248.	1.510	A262.
15	4650.	.5290	.4770	1248.	1.520	A423.
16	-4500.	.4250	.4770	1212.	1.520	A423.
17	4890.	.5230	.5100	1230.	1.520	A342.
18	4900.	.4370	.5080	1248.	1.520	A423.
19	4750.	.4950	.4910	1212.	1.520	A423.
20	4700.	.4700	.4820	1248.	1.520	A423.
21	4775.	.4860	.4910	1230.	1.520	A316.

NOTE- MINUS SIGNS DENOTE OUTLYING VALUES

JT8D-7 • 600 HOUR TEST SERIES •

MODE 5

UNIT	CORR FU FL LBM/HR	COR CB F/A X100	COR PF F/A X100	CORR TT7 DEG R	COR THRUST LBF
2	-4382.	.6240	-.4700	-1208.	-8150.
3	4674.	.4630	.4840	1226.	-8150.
4	4789.	-.5700	.4930	1242.	8434.
5	4759.	-.6170	.4900	1242.	8434.
6	4609.	-.6000	.4790	1242.	8434.
7	4780.	-.5620	.4900	1250.	8434.
8	4769.	.4640	.4980	1250.	8434.
9	4888.	.5280	.5000	1267.	8434.
10	4802.	.4910	.4940	1249.	8576.
11	4601.	.4060	.4830	1258.	8434.
12	4852.	.5220	.4990	1249.	8576.
13	4796.	.4950	.5020	1249.	8434.
14	4698.	.4260	.4830	1231.	8292.
15	4665.	.5270	.4750	1243.	8434.
16	4515.	.4240	.4760	-1207.	8434.
17	-4972.	.5170	.5040	1216.	8434.
18	4911.	.4360	.5070	1245.	8434.
19	4761.	.4940	.4900	-1209.	8434.
20	4711.	.4690	.4820	1245.	8434.
21	4779.	.4990	.5040	1263.	8434.

NOTE- MINUS SIGNS DENOTE OUTLYING VALUES

JT80-7 • 600 HOUR TEST SERIES •

MODE 5

UNIT	O <sub>2</sub> CONC PER CENT	CO CONC PPM	HC CONC PPM	NO CONC PPM	NOX CONC PPM
2	.888	14.5	1.9	22.1	24.5
3	.968	16.2	1.7	32.0	35.8
4	-1.194	17.7	1.5	-37.0	-39.4
5	-1.294	21.7	1.3	-39.5	-42.1
6	-1.257	21.2	1.2	-35.4	-38.4
7	-1.169	14.4	1.3	-34.1	-38.1
8	.964	15.9	.9	27.7	30.8
9	1.108	16.4	.9	33.2	-36.6
10	1.023	16.9	2.6	33.3	35.7
11	.845	20.4	2.6	24.5	26.8
12	1.088	20.3	2.3	31.4	34.2
13	1.046	18.1	-3.4	29.7	33.1
14	.899	16.0	2.7	25.1	28.0
15	1.104	17.7	1.8	29.8	31.8
16	.886	16.7	1.7	21.2	23.4
17	1.091	17.6	1.6	29.1	31.7
18	.911	13.3	1.6	31.4	33.7
19	1.033	17.8	1.1	33.4	36.3
20	.980	14.3	1.0	32.0	34.8
21	1.012	19.9	2.1	24.6	28.3

NOTE- MINUS SIGNS DENOTE OUTLYING VALUES

JT8D-7 • 600 HOUR TEST SERIES •

MODE 5

UNIT	CO2 EI LB/KLB FU	CO EI LB/KLB FU	HC EI LB/KLB FU	NO EI LB/KLB FU	NOX EI LB/KLB FU	SMK NUMBER FRONT SIDE
2	3153.	3.28	.74	8.19	9.08	20.81
3	3154.	3.35	.60	-10.89	-12.20	22.31
4	3148.	2.98	.43	-10.19	10.84	27.63
5	3147.	3.36	.35	10.05	10.71	29.53
6	3147.	3.38	.32	9.28	10.06	27.27
7	3149.	2.47	.39	9.59	10.72	25.56
8	3148.	3.31	.33	9.47	10.50	23.07
9	3148.	2.97	.28	9.85	10.89	27.72
10	3151.	3.31	.87	-10.74	-11.49	25.33
11	3148.	-4.84	1.07	9.54	10.44	20.53
12	3150.	3.73	.74	9.50	10.36	26.66
13	3150.	3.47	-1.12	9.34	10.40	22.06
14	3150.	3.56	1.04	9.19	10.25	20.00
15	3149.	3.21	.57	8.90	9.47	-37.89
16	3148.	3.78	.64	7.90	8.71	26.38
17	3149.	3.24	.51	8.60	9.58	-32.11
18	3152.	2.93	.61	-11.36	-12.18	21.36
19	3152.	3.45	.36	-10.64	-11.59	24.94
20	3153.	2.92	.34	-10.76	-11.69	23.98
21	3146.	3.93	.70	7.98	9.20	25.95

NOTE- MINUS SIGNS DENOTE OUTLYING VALUES

JTAG-7 • 600 HOUR TEST SERIES •

MODE 5

UNIT	FCO X100	FMC X100	FNO X100	STD FCO X100	STD FMC X100	STD FNO X100
2	27.6610	27.6610	52.1210	-27.2350	-27.2350	60.7680
3	28.5970	28.5970	52.1210	28.1510	28.1510	60.7680
4	34.5370	34.5370	54.6070	33.8540	33.8540	64.1620
5	-46.5240	-46.5240	-63.7950	-45.5470	-45.5470	-74.9900
6	-39.3640	-39.3640	58.1640	-38.5620	-38.5620	68.3740
7	34.4960	34.4960	56.2300	34.6020	34.6020	65.3550
8	34.8170	34.8170	59.8580	34.9200	34.9200	69.5020
9	33.3870	33.3870	54.5410	32.4260	32.4260	63.9040
10	35.6350	35.6350	59.7540	35.6550	35.6550	69.4110
11	30.5200	30.5200	56.8320	30.5290	30.5290	66.0140
12	34.8910	34.8910	57.9160	34.9130	34.9130	67.2750
13	33.9090	33.9090	55.4880	32.0040	32.0040	64.6910
14	31.8370	31.8370	55.5140	30.0890	30.0890	64.6910
15	36.7430	36.7430	56.9440	36.1190	36.1190	68.5120
16	33.4070	33.4070	56.9440	32.8640	32.8640	68.5120
17	33.1620	33.1620	54.5030	31.3540	31.3540	63.0680
18	31.8430	31.8430	58.4390	31.5720	31.5720	66.3290
19	36.7020	36.7020	-61.8220	36.3790	36.3790	70.1440
20	35.5040	35.5040	61.4400	35.1950	35.1950	69.7310
21	29.7460	29.7460	56.3620	32.7960	32.7960	65.5420

NOTE- MINUS SIGNS DENOTE OUTLYING VALUES

JT8D-7 • 600 HOUR TEST SERIES •

---

MODE 5

UNIT	NREC CO LB/KLB FU	ET NREC HC LB/KLB FU	ET NRE CNO LB/KLB FU	ET NR CNOX LB/KLB FU	ET SMK NUMBER CORRECTED
2	3.34	.76	9.54	10.59	20.81
3	3.40	.61	-12.70	-14.23	22.31
4	3.04	.44	-11.98	12.74	27.63
5	3.43	.36	11.80	12.58	29.53
6	3.45	.33	10.90	11.82	27.27
7	2.46	.38	11.14	12.46	25.56
8	3.30	.33	11.00	12.21	23.07
9	3.05	.29	11.56	12.77	25.06
10	3.31	.87	-12.47	13.35	25.33
11	-4.84	1.07	11.08	12.13	20.53
12	3.73	.74	11.04	12.04	26.66
13	3.67	-1.18	10.89	12.13	22.06
14	3.77	-1.10	10.71	11.94	20.00
15	3.27	.58	10.71	11.40	30.30
16	3.84	.65	10.20	11.26	26.38
17	3.42	.54	10.93	11.91	31.11
18	2.95	.62	-12.89	-13.83	21.36
19	3.48	.37	-12.07	13.15	24.94
20	2.95	.35	-12.22	13.27	23.90
21	3.56	.63	9.97	11.49	25.95

NOTE- MINUS SIGNS DENOTE OUTLYING VALUES

JT8D-7 • 600 HOUR TEST SERIES •

MODE 6

UNIT	N1 SPEED PER CENT	N2 SPEED PER CENT	CORR N1 PER CENT	CORR N2 PER CENT
2	-59.00	77.00	-58.91	76.89
3	61.00	76.00	60.91	-75.89
4	-63.30	78.00	-63.15	77.81
5	62.00	-79.20	61.85	-79.01
6	61.50	78.30	61.35	78.11
7	62.00	77.00	62.06	77.07
8	61.50	78.00	61.56	78.08
9	61.00	77.00	60.82	76.78
10	60.80	77.80	60.83	77.84
11	59.20	77.00	59.23	77.04
12	60.50	77.50	60.53	77.54
13	60.00	77.50	59.60	76.98
14	61.00	77.50	60.59	76.98
15	63.00	-79.00	62.88	-78.85
16	60.50	78.00	60.38	77.85
17	61.00	77.00	60.65	76.56
18	62.90	78.30	62.84	78.22
19	61.00	78.00	60.94	77.92
20	61.30	78.40	61.74	78.32
21	60.00	76.50	60.80	77.52

NOTE- MINUS SIGNS DENOTE OUTLYING VALUES

JT8D-7 • 600 HOUR TEST SERIES •

MODE 6

UNIT	FUEL FLOW LBM/HR	CB F/A X100	PERF F/A X100	TT7 DEG R	EPR	THRUST LBF
2	2325.	.2000	.3500	1086.	-1.220	-4096.
3	2425.	.2060	.3500	1104.	-1.220	-4096.
4	-2700.	-.3510	.3760	1104.	1.230	4282.
5	2500.	-.3220	.3570	1104.	1.230	4282.
6	2480.	-.3240	.3580	1104.	1.230	4287.
7	2525.	-.3430	.3550	1104.	-1.240	-4408.
8	2540.	.2520	.3610	1104.	1.230	4250.
9	2500.	.3050	.3720	1122.	1.230	4250.
10	2480.	.2420	.3590	1104.	-1.220	-4099.
11	2320.	.2050	.3470	1104.	-1.220	-4099.
12	2450.	.3090	.3560	1104.	-1.220	-4099.
13	2440.	.2210	.3650	1104.	1.230	4267.
14	2425.	.2170	.3500	1104.	-1.220	-4105.
15	2600.	.2700	.3630	1122.	1.230	4274.
16	2400.	.2290	.3520	1068.	1.230	4274.
17	2550.	.2820	.3700	1086.	1.230	4233.
18	2650.	.2220	.3700	1104.	1.230	4274.
19	2500.	.3140	.3620	1068.	1.230	4274.
20	2425.	.2240	.3460	1086.	1.230	4274.
21	2500.	.2380	.3540	1086.	1.230	4220.

NOTE- MINUS SIGNS DENOTE OUTLYING VALUES

JT8D-7 • 600 HOUR TEST SERIES •

---

MODE S

UNIT	CORR FU FL LRM/HR	COR CR X100	F/A COR PF X100	CORR TT7 DEG R	COR THRUST LBF
2	2742.	.2000	.3490	1083.	-4120.
3	2443.	.2050	.3490	1101.	-4120.
4	-2795.	-.3490	.3740	1099.	4290.
5	2505.	-.3200	.3550	1099.	4280.
6	2495.	-.3220	.3560	1099.	4280.
7	2541.	-.3440	.3560	1106.	-4440.
8	2555.	.2530	.3620	1106.	4280.
9	2525.	.3040	.3600	1115.	4280.
10	2491.	.2420	.3590	1105.	-4120.
11	2331.	.2060	.3470	1105.	-4120.
12	2461.	.3090	.3570	1105.	-4120.
13	2464.	.2180	.3600	1089.	4280.
14	2450.	.2140	.3510	1089.	-4120.
15	2609.	.2690	.3620	1117.	4280.
16	2409.	.2280	.3510	-1064.	4280.
17	2593.	.2790	.3660	1073.	4280.
18	2656.	.2210	.3690	1102.	4280.
19	2506.	.3140	.3620	-1066.	4280.
20	2471.	.2240	.3450	1084.	4280.
21	2502.	.2440	.3630	1115.	4280.

NOTE- MINUS SIGNS DEVOTE OUTLYING VALUES

JT8D-7 • 600 HOUR TEST SERIES •

MODE 6

UNIT	CO2 CONC PER CENT	CO CONC PPM	HC CONC PPM	NO CONC PPM	NOX CONC PPM
2	.414	23.9	2.8	5.7	8.9
3	.426	32.2	3.1	9.1	11.2
4	-.727	30.9	2.5	-14.2	-17.3
5	-.666	-37.9	2.9	-12.4	-16.4
6	-.671	32.7	2.5	-12.2	-15.7
7	-.711	32.1	2.6	-13.1	-17.0
8	.522	26.7	2.0	10.0	13.0
9	.632	32.6	2.3	-11.9	-15.7
10	.500	27.9	3.9	10.4	12.9
11	.424	31.9	4.2	7.8	9.9
12	.639	-38.7	4.6	11.1	14.5
13	.456	29.3	-5.3	7.0	10.2
14	.449	25.2	3.8	7.3	9.5
15	.559	29.6	3.6	10.0	13.1
16	.473	28.0	3.4	7.6	10.2
17	.584	33.1	2.8	9.4	13.1
18	.459	21.4	2.3	-11.6	13.3
19	.652	33.2	2.0	-13.4	-16.6
20	.465	23.9	1.9	9.3	12.0
21	.491	29.0	2.9	6.2	11.2

NOTE- MINUS SIGNS DENOTE OUTLYING VALUES

JT80-7 • 600 HOUR TEST SERIES •

MODE 6

UNIT	CO2 FI LB/KLA FU	CO FI LB/KLA FU	HC FI LA/KLA FU	NO FI LA/KLA FU	NOX EI LA/KLB FU	SMK NUMBER FRONT SIDE
2	3136.	11.50	2.33	4.50	5.48	7.38
3	3130.	-15.08	2.52	-7.03	-8.64	8.39
4	3137.	8.47	1.19	-6.39	7.80	-14.34
5	3132.	11.34	1.51	6.10	8.05	-13.27
6	3135.	9.74	1.27	5.97	7.69	-13.55
7	3136.	9.01	1.28	6.02	7.82	11.88
8	3134.	10.19	1.33	-6.26	8.16	9.47
9	3134.	10.28	1.23	6.15	8.11	10.97
10	3133.	11.13	2.67	-6.81	8.43	9.57
11	3125.	-14.97	3.37	6.04	7.62	6.97
12	3132.	12.08	2.46	5.67	7.42	12.08
13	3127.	12.81	-4.01	5.05	7.32	9.21
14	3133.	11.19	2.93	5.29	6.94	8.24
15	3133.	10.56	2.23	5.86	7.64	11.59
16	3131.	11.79	2.45	5.24	7.07	9.47
17	3134.	11.29	1.62	5.26	7.33	12.85
18	3139.	9.30	1.71	-8.28	-9.50	9.00
19	3139.	10.18	1.03	-6.72	8.36	10.39
20	3138.	10.29	1.38	-6.95	8.49	8.99
21	3130.	11.74	2.03	4.14	7.48	10.00

NOTE- MINUS SIGNS DENOTE OUTLYING VALUES

JT8D-7 • 600 HOUR TEST SERIES •

---

MODE 6

UNIT	FCO X100	FMC X100	FNO X100	STD FCO X100	STD FMC X100	STD FNO X100
2	10.8120	10.8120	31.8090	10.6670	10.6670	37.1160
3	9.8980	9.8980	-29.9660	-9.7670	-9.7670	-34.9690
4	-13.1240	-13.1240	33.3590	12.9160	12.9160	39.2510
5	-14.4930	-14.4930	-36.0340	-14.2620	-14.2620	-42.3900
6	-13.2660	-13.2660	34.0170	13.0570	13.0570	40.0230
7	11.9750	11.9750	32.3030	11.9890	11.9890	37.5230
8	12.3680	12.3680	34.3640	12.3830	12.3830	39.9280
9	11.6160	11.6160	31.3720	11.3370	11.3370	36.8740
10	12.0040	12.0040	33.8550	11.9980	11.9980	39.3150
11	10.8620	10.8620	32.2430	10.8550	10.8550	37.4410
12	12.2070	12.2070	33.1980	12.2020	12.2020	38.5520
13	11.3730	11.3930	31.8790	10.8890	10.8890	37.3210
14	11.3710	11.3710	31.8950	10.8640	10.8640	37.3210
15	-13.7150	-13.7150	34.8360	-13.5270	-13.5270	-41.9580
16	12.0590	12.0590	32.6640	11.8980	11.8980	39.3470
17	11.4330	11.4330	31.3430	10.9210	10.9210	36.3970
18	12.3840	12.3840	35.5010	12.2960	12.2960	40.3160
19	12.8300	12.8300	34.8170	12.7350	12.7350	39.5400
20	12.5320	12.5320	35.7310	12.4420	12.4420	40.5770
21	10.8020	10.8020	33.3660	11.6350	11.6350	39.5020

NOTE - MINUS SIGNS DENOTE OUTLYING VALUES

JT80-7 • 600 HOUR TEST SERIES •

MODE 6

UNIT	NREC CO EI LB/KLB FU	NREC HC EI LB/KLB FU	NRE CNO EI LB/KLB FU	NR CNOX EI LB/KLB FU	SMK NUMBER CORRECTED
2	11.65	2.36	5.26	6.39	7.1A
3	-15.2A	2.56	-A.20	10.0A	8.39
4	8.61	1.21	-7.52	9.17	-14.34
5	11.52	1.53	7.1A	9.47	13.27
6	9.90	1.29	7.02	9.05	-13.55
7	9.00	1.27	7.00	9.09	11.8A
8	10.1A	1.33	7.2A	9.4A	9.47
9	10.53	1.26	7.23	9.54	10.97
10	11.13	2.67	-7.91	9.79	9.57
11	-14.9A	3.37	7.01	A.85	6.99
12	12.09	2.46	6.5A	A.62	12.0A
13	13.40	-4.19	5.91	A.56	9.21
14	11.72	3.06	6.19	A.12	8.24
15	10.71	2.27	7.06	9.20	11.59
16	11.95	2.48	6.7A	9.14	9.47
17	11.81	1.69	6.56	9.15	12.85
18	9.36	1.72	-9.41	-10.7A	9.00
19	10.26	1.04	-7.63	9.50	10.39
20	10.36	1.39	-7.89	9.64	8.99
21	10.90	1.8A	5.13	9.27	10.00

NOTE- MINUS SIGNS DENOTE OUTLYING VALUES

JT8D-7 • 600 HOUR TEST SERIES •

MODE 7

UNIT	N1 SPEED PER CENT	N2 SPEED PER CENT	CORR N1 PER CENT	CORR N2 PER CENT
2	-33.50	-57.00	-33.45	-56.92
3	38.00	61.00	37.95	60.91
4	37.00	60.40	36.91	60.25
5	35.00	59.00	34.92	58.86
6	38.00	-62.00	37.91	61.85
7	38.00	61.00	38.04	61.06
8	-32.00	-56.00	-32.03	-56.05
9	34.50	58.00	34.40	-57.83
10	36.60	60.90	36.62	60.93
11	-33.40	-57.50	-33.42	-57.53
12	37.30	-61.90	37.32	61.93
13	35.00	59.50	34.77	59.10
14	34.00	58.00	-33.77	-57.61
15	36.00	60.00	35.93	59.88
16	-33.00	58.00	-32.94	-57.89
17	37.00	61.00	36.79	60.65
18	34.90	58.50	34.87	58.44
19	-33.50	-57.90	-33.47	-57.84
20	35.50	59.00	35.47	58.94
21	35.50	60.00	35.97	60.80

NOTE- MINUS SIGNS DENOTE OUTLYING VALUES

JT8D-7 • 600 HOUR TEST SERIES •

MODE 7

UNIT	FUEL FLOW LBM/HR	CB F/A X100	PERF F/A X100	TT7 DEG R	EPR	THRUST LAF
2	-1100.	.2380	.2950	1122.	1.070	-1145.
3	1300.	-.1670	.3180	-1176.	-1.080	1347.
4	1250.	.3140	.3120	1107.	-1.040	1316.
5	1180.	.3180	.3020	1138.	-1.040	1246.
6	1280.	.3360	.3150	1140.	1.050	-1412.
7	1275.	.2920	.3100	1122.	1.060	1354.
8	-1050.	.2910	.3010	1140.	1.050	-1103.
9	1150.	.2900	.2950	1122.	1.050	-1188.
10	1270.	.2790	.3150	1143.	1.050	1349.
11	-1050.	-.2040	-.2920	1113.	1.050	-1175.
12	1240.	-.3480	.3050	1143.	1.070	-1409.
13	1160.	.2340	.2980	1140.	1.050	1253.
14	1125.	.2190	.2990	1140.	1.050	-1181.
15	1225.	.3040	.3090	1140.	1.060	1293.
16	1150.	.3050	.3180	1149.	-1.040	1197.
17	1275.	.2830	.3160	1140.	1.070	1324.
18	1200.	.2530	.3070	1140.	1.050	1224.
19	-1100.	.2950	.2960	1104.	1.060	1195.
20	1125.	.2740	-.2850	1122.	1.050	1248.
21	1250.	.2790	.3060	1122.	1.060	1329.

NOTE - MINUS SIGNS DENOTE OUTLYING VALUES

JT80-7 • 600 HOUR TEST SERIES •

MODE 7

UNIT	CORR FU FL LBM/HR	COR CB F/A X100	COR PF F/A X100	CORR TT7 DEG R	COR THRUST LBF
2	-1108.	.2370	.2940	1118.	-1152.
3	1309.	-.1670	.3170	-1172.	1355.
4	1252.	.3120	.3100	1102.	1315.
5	1182.	.3170	.3010	1132.	1245.
6	1282.	.3350	.3140	1134.	-1411.
7	1293.	.2930	.3110	1124.	1364.
8	-1056.	.2920	.3010	1142.	-1111.
9	1161.	.2880	.2940	1115.	1196.
10	1276.	.2790	.3160	1144.	1356.
11	-1055.	-.2040	-.2820	1114.	-1181.
12	1246.	-.3480	.3050	1144.	-1416.
13	1171.	.2310	.2940	1125.	1257.
14	1137.	.2160	.2950	1125.	-1185.
15	1229.	.3030	.3080	1135.	1294.
16	1154.	.3040	.3160	1144.	1199.
17	1296.	.2800	.3120	1127.	1339.
18	1203.	.2530	.3060	1138.	1225.
19	-1103.	.2950	.2950	1102.	1197.
20	1128.	.2730	-.2850	1120.	1249.
21	1251.	.2860	.3150	1152.	1348.

NOTE- MINUS SIGNS DENOTE OUTLYING VALUES

JT8D-7 • 600 HOUR TEST SERIES •

MODE 7

UNIT	CO2 CONC PER CENT	CO CONC PPM	HC CONC PPM	NO CONC PPM	NOX CONC PPM
2	.487	75.6	8.4	2.3	-3.8
3	-.336	96.8	13.4	3.4	6.2
4	.641	97.0	11.8	-6.4	10.1
5	.646	-116.0	-17.8	-6.1	9.7
6	.690	85.0	8.5	-7.5	-10.9
7	.597	89.7	10.9	-6.4	9.8
8	.590	-118.8	15.8	5.2	8.6
9	.591	96.2	11.1	-5.8	9.1
10	.570	85.1	11.8	-6.2	9.2
11	-.414	76.7	12.0	4.4	6.4
12	-.712	105.8	11.7	-6.6	-10.7
13	.478	72.0	10.6	3.3	6.5
14	.445	78.0	12.8	2.8	5.6
15	.614	-127.1	-21.8	5.0	8.4
16	.616	-126.4	-22.5	4.4	7.9
17	.582	67.0	6.3	-6.0	9.2
18	.512	110.7	-19.7	-6.0	8.4
19	.602	98.1	13.2	-5.9	9.1
20	.557	99.0	12.3	5.7	8.6
21	.567	96.8	12.0	2.6	8.1

NOTE- MINUS SIGNS DENOTE OUTLYING VALUES

JT8D-7 • 600 HOUR TEST SERIES •

---

MODE 7

UNIT	CO2 EI LB/KLB FU	CO EI LB/KLB FU	HC EI LB/KLB FU	NO EI LB/KLB FU	NOX EI LB/KLB FU	SMK NUMER FRONT SIDE
2	3096.	30.62	5.84	1.53	-2.50	3.03
3	-3036.	-55.75	-13.28	3.25	-5.83	1.33
4	3090.	29.77	6.23	3.24	5.07	1.84
5	3073.	35.13	9.25	3.02	4.84	-8.24
6	3104.	24.34	4.19	-3.52	5.11	1.57
7	3090.	29.57	6.20	-3.44	5.32	-0.00
8	-3067.	-39.28	8.99	2.80	4.69	1.57
9	3084.	31.99	6.33	3.16	4.99	2.22
10	3093.	29.40	6.98	-3.52	5.22	2.00
11	3074.	36.24	9.78	-3.43	4.99	1.61
12	3097.	29.26	5.56	3.01	4.67	2.54
13	3091.	29.65	7.47	2.26	4.37	1.59
14	3078.	34.30	9.69	2.02	4.06	.27
15	-3060.	-40.30	-11.86	2.58	4.36	-4.95
16	-3060.	-39.95	-12.22	2.29	4.08	-3.77
17	3110.	22.80	3.67	-3.38	5.16	-4.12
18	-3057.	-42.09	-12.86	-3.74	5.24	1.70
19	3088.	31.99	7.37	3.18	4.86	1.83
20	3083.	34.89	7.47	-3.32	4.98	1.95
21	3081.	33.47	7.13	1.46	4.61	2.06

NOTE- MINUS SIGNS DENOTE OUTLYING VALUES

JT8D-7 • 600 HOUR TEST SERIES •

MODE 7

UNIT	FCO X100	FHC X100	FNO X100	STD FCO X100	STD FHC X100	STD FNO X100
2	-3.3960	-2.5930	-12.5690	-3.3550	-2.5630	-14.6960
3	4.3130	3.1340	14.5120	4.2600	3.0970	16.9530
4	4.1500	3.2660	14.0410	4.0960	3.2250	16.5570
5	3.8100	3.0170	13.3360	3.7620	2.9790	15.7270
6	-4.5650	-3.6240	14.8730	-4.5060	-3.5770	17.5350
7	4.2980	3.3400	14.6830	4.2970	3.3400	17.0420
8	-3.2200	-2.5350	-12.3450	-3.2200	-2.5350	-14.3100
9	3.6120	2.8230	-12.8610	-3.5370	2.7660	-15.1560
10	4.2690	3.2940	14.6140	4.2640	3.2900	16.9640
11	-3.4760	-2.6060	-12.9140	-3.4720	-2.6030	-14.9890
12	-4.5320	-3.6250	15.1490	-4.5270	-3.6220	-17.5850
13	3.9720	2.9970	13.4760	3.3190	2.8870	15.8710
14	3.6300	2.7300	-12.7690	-3.4900	-2.6310	-15.0350
15	4.0510	3.1760	13.5370	4.0060	3.1400	16.3150
16	3.5900	2.8300	-12.5840	3.5490	2.7980	-15.1870
17	4.3670	3.3690	14.3960	4.1940	3.2400	16.7950
18	3.6920	2.8290	13.6300	3.6690	2.8120	15.4940
19	3.5610	2.7950	13.3390	-3.5390	2.7780	-15.1630
20	3.8050	2.9420	13.8800	3.7820	2.9250	15.7770
21	3.9760	3.0890	14.7960	4.2310	3.2780	16.8830

NOTE- MINUS SIGNS DENOTE OUTLYING VALUES

JT8D-7 \* 600 HOUR TEST SERIES \*

---

MODE 7

UNIT	NREC LB/KLB	CO FU	EI	NREC LB/KLB	HC FU	EI	NRE LB/KLB	CNO FU	EI	NR LB/KLB	CNOX FU	EI	SMK CORRECTED	NUMBER
2		30.99			5.91			1.79			2.92		2.41	
3		-56.45			-13.44			3.80			-6.81		1.33	
4		30.16			6.31			3.82			5.98		1.84	
5		35.59			9.37			3.56			5.71		-3.99	
6		24.66			4.24			-4.14			6.03		1.57	
7		29.57			6.20			-4.00			6.18		0.00	
8		-39.28			9.00			3.25			5.44		1.57	
9		32.67			6.46			3.73			5.88		2.22	
10		29.43			6.99			-4.08			6.05		2.00	
11		36.28			9.80			-3.98			5.79		1.61	
12		29.29			5.58			3.49			5.66		2.54	
13		30.84			7.75			2.66			5.15		1.59	
14		35.67			10.06			2.38			4.78		.27	
15		-40.77			-11.99			3.12			5.27		-3.99	
16		-40.47			-12.36			2.97			5.28		3.27	
17		23.74			3.81			-4.23			6.46		3.24	
18		-42.35			-12.93			-4.25			5.96		1.70	
19		32.19			7.42			3.61			5.53		1.83	
20		35.11			7.52			3.77			5.66		1.95	
21		31.45			6.72			1.79			5.65		2.06	

NOTE- MINUS SIGNS DENOTE OUTLYING VALUES

JT80-7 • 600 HOUR TEST SERIES •

---

MODE B

UNIT	N1 SPEED PER CENT	N2 SPEED PER CENT	CORR N1 PER CENT	CORR N2 PER CENT
2	31.00	55.00	30.96	54.92
3	35.00	58.00	34.95	57.92
4	33.70	57.00	33.62	56.86
5	31.00	54.00	30.93	53.87
6	34.20	58.20	34.12	58.06
7	35.00	58.00	35.03	58.06
8	30.00	54.00	30.03	54.05
9	33.00	56.50	32.90	56.34
10	35.00	59.10	35.02	59.13
11	30.30	54.10	30.31	54.13
12	34.90	59.00	34.92	59.03
13	32.00	56.00	31.79	55.63
14	30.00	54.00	29.80	53.64
15	33.50	57.00	33.44	56.89
16	30.00	53.50	29.94	53.40
17	34.00	57.50	33.81	57.17
18	31.90	55.50	31.87	55.45
19	-29.50	53.80	-29.47	53.75
20	33.10	56.10	33.07	56.05
21	34.00	58.50	34.45	59.28

NOTE- MINUS SIGNS DENOTE OUTLYING VALUES

JT8D-7 • 600 HOUR TEST SERIES •

---

MODE 8

UNIT	FUEL FLOW LBM/HR	CB F/A X100	PERF F/A X100	TT7 DEG R	EPR	THRUST LAF
2	1050.	.2520	.3190	1140.	1.060	1052.
3	1175.	-.1300	.2990	1140.	1.060	1193.
4	1120.	.3210	.3000	1122.	1.040	1150.
5	1050.	.3280	.3220	1140.	1.040	1038.
6	1140.	-.3500	.2990	1140.	1.050	1207.
7	1160.	.3150	.2940	1140.	1.050	1198.
8	1010.	.2990	.3220	1158.	1.050	1034.
9	1110.	.2960	.3060	1122.	1.050	1116.
10	1200.	.2820	.3050	1140.	1.050	1252.
11	-970.	-.2230	.3050	1167.	1.050	1037.
12	1110.	-.3650	-.2620	1147.	1.050	1247.
13	1025.	.2450	.3010	1131.	1.040	1087.
14	1025.	.2570	.3350	1176.	1.040	1029.
15	1150.	.3130	.3100	1149.	1.060	1149.
16	1150.	.3250	-.3720	1176.	1.040	1027.
17	1160.	.2890	.3060	1122.	1.060	1151.
18	1100.	.2710	.3200	1158.	1.050	1080.
19	1000.	.3140	.3320	1140.	1.050	1034.
20	1050.	.2860	.2980	1122.	1.050	1109.
21	1200.	.2810	.3000	1122.	1.060	1248.

NOTE- MINUS SIGNS DENOTE OUTLYING VALUES

JT4D-7 • 600 HOUR TEST SERIES •

MODE 8

UNIT	CORR FU FL LBM/HR	COR CR F/A X100	COR PF F/A X100	COR TT7 DEG R	COR THRUST LBF
2	1058.	.2520	.3180	1136.	1058.
3	1184.	-.1300	.2980	1136.	1200.
4	1122.	.3190	.2990	1116.	1149.
5	1052.	.3260	.3210	1134.	1037.
6	1142.	-.3490	.2970	1134.	1207.
7	1167.	.3160	.2940	1142.	1207.
8	1016.	.3000	.3230	1160.	1041.
9	1121.	.2940	.3040	1115.	1124.
10	1205.	.2820	.3050	1141.	1258.
11	-974.	-.2240	.3050	1168.	1043.
12	1115.	-.3660	-.2820	1148.	1253.
13	1035.	.2420	.2970	1116.	1090.
14	1036.	.2530	.3300	1160.	1033.
15	1154.	.3110	.3090	1144.	1151.
16	1154.	.3240	-.3700	1171.	1028.
17	1180.	.2850	.3020	1109.	1164.
18	1103.	.2700	.3200	1155.	1081.
19	1002.	.3140	.3310	1138.	1035.
20	1052.	.2860	.2870	1120.	1110.
21	1201.	.2890	.3080	1152.	1265.

NOTE- MINUS SIGNS DENOTE OUTLYING VALUES

JT8D-7 • 600 HOUR TEST SERIES •

---

MODE 8

UNIT	CO2 CONC PER CENT	CO CONC PPM	HC CONC PPM	NO CONC PPM	NOX CONC PPM
2	.514	93.8	12.0	1.9	-3.6
3	-.253	126.7	19.7	2.1	4.7
4	.651	122.3	17.8	-6.1	9.5
5	.659	-155.3	-28.1	-5.8	9.1
6	-.714	118.2	16.1	-6.2	-10.1
7	.640	115.7	16.4	5.5	9.6
8	.604	135.8	21.0	4.9	8.6
9	.601	108.6	12.9	5.4	9.1
10	.575	90.9	12.4	-6.1	8.7
11	-.451	97.6	17.7	4.1	6.2
12	-.745	126.9	16.2	-5.9	-10.0
13	.498	93.8	14.5	2.7	5.8
14	.517	118.2	20.5	2.3	5.7
15	.627	-156.8	-29.9	4.9	7.9
16	.649	-183.0	-36.0	4.4	7.9
17	.591	85.5	9.1	5.0	8.5
18	.543	139.9	26.4	-6.0	8.3
19	.634	146.4	24.6	-5.6	8.7
20	.579	121.0	19.8	5.4	8.3
21	.571	110.8	14.4	2.1	7.8

NOTE- MINUS SIGNS DENOTE OUTLYING VALUES

JT8D-7 • 600 HOUR TEST SERIES •

MODE 8

UNIT	CO <sub>2</sub> EI LA/KLA FU	CO EI LA/KLB FU	HC EI LA/KLA FU	NO EI LA/KLA FU	NO <sub>x</sub> EI LA/KLB FU	SMK NIMBER FRONT SIDE
2	3083.	35.81	7.86	1.20	-2.23	2.76
3	-2944.	-93.80	-25.10	2.59	-5.71	2.65
4	3071.	36.71	9.19	-2.99	4.68	2.24
5	3043.	45.65	14.20	2.81	4.40	1.32
6	3082.	32.49	7.58	2.82	4.57	1.70
7	3074.	35.36	8.63	2.74	4.84	2.45
8	3053.	43.69	11.59	2.61	4.54	.92
9	3078.	35.41	7.24	2.92	4.89	2.61
10	3089.	31.09	7.30	-3.43	4.88	2.12
11	3056.	42.13	13.10	2.90	4.38	.80
12	3086.	33.44	7.33	2.55	4.31	-3.97
13	3073.	36.82	9.79	1.75	3.75	1.32
14	3052.	44.39	13.21	1.39	3.52	1.46
15	3037.	48.32	15.83	2.48	3.98	-3.26
16	-3020.	-54.22	-18.34	2.12	3.86	2.37
17	3097.	28.53	5.21	2.75	4.64	-6.13
18	3036.	49.80	16.12	-3.51	4.84	1.56
19	3052.	44.87	12.95	2.82	4.40	1.57
20	3063.	40.73	11.47	-3.00	4.61	1.95
21	3071.	37.94	8.49	1.17	4.37	2.20

NOTE- MINUS SIGNS DENOTE OUTLYING VALUES

JT8D-7 • 600 HOUR TEST SERIES •

---

MODE 8

UNIT	FCO X100	FMC X100	FNO X100	STD FCO X100	STD FMC X100	STD FNO X100
2	3.0840	2.3850	11.8690	3.0480	2.3570	13.8690
3	3.5940	2.5940	13.0110	3.5550	2.5650	15.2020
4	3.3890	2.7010	12.4320	3.3470	2.6680	14.6430
5	2.9300	2.3590	11.3990	2.8940	2.3310	13.4480
6	3.6320	2.9330	12.9570	3.5860	2.8960	15.2410
7	3.5860	2.8450	13.1650	3.5850	2.8440	15.2790
8	2.9210	2.3200	11.6490	2.9200	2.3200	13.5210
9	3.3320	2.6230	12.2560	3.2640	2.5700	14.4460
10	3.8290	2.9750	13.6860	3.8250	2.9710	15.8860
11	2.9340	2.2430	11.6750	2.9310	2.2400	13.5500
12	3.8060	-3.0960	13.6360	3.8020	-3.0930	15.8270
13	3.2770	2.5120	12.0100	3.1540	2.4230	14.1550
14	2.9720	2.3040	11.3340	2.8610	2.2220	13.3570
15	3.3890	2.6900	12.1580	3.3510	2.6600	14.6740
16	2.8580	2.3010	-10.9850	2.8270	2.2760	13.2610
17	3.5330	2.7620	12.6720	3.3970	2.6580	14.7940
18	3.1460	2.4520	12.3870	3.1270	2.4380	14.0920
19	2.8940	2.3160	11.7870	2.8760	2.3030	13.4000
20	3.2380	2.5410	12.6020	3.2180	2.5260	14.3260
21	3.6310	2.8360	-14.0080	3.8500	3.0080	15.9740

NOTE- MINUS SIGNS DENOTE OUTLYING VALUES

JT8D-7 • 600 HOUR TEST SERIES •

---

MODE 8

UNIT	NREC CO FI LB/KLB FU	NREC MC EI LA/KLB FU	NRF CNO ET LB/KLB FU	NR CNOX EI LB/KLB FU	SMK NUMER CORRECTED
2	36.74	7.95	1.40	2.61	2.76
3	-94.96	-25.39	3.03	-6.67	2.42
4	37.18	9.30	3.53	5.52	2.24
5	46.21	14.37	3.32	5.19	1.32
6	32.90	7.68	3.32	5.38	1.70
7	35.37	8.63	3.18	5.62	2.45
8	43.70	11.59	3.03	5.27	.92
9	36.15	7.39	3.44	5.76	2.61
10	31.12	7.31	-3.98	5.66	1.85
11	42.18	13.11	3.36	5.09	.80
12	33.48	7.34	2.96	5.00	-3.67
13	38.25	10.15	2.06	4.42	1.32
14	46.12	13.70	1.64	4.15	1.46
15	48.87	16.00	2.99	4.81	-3.10
16	-54.82	-18.54	2.15	5.01	2.37
17	29.67	5.42	3.45	5.82	-3.63
18	50.11	-16.21	-3.99	5.50	.92
19	45.14	13.03	3.21	5.00	1.57
20	40.98	11.54	3.41	5.24	1.46
21	35.68	8.00	1.43	5.35	2.20

NOTE- MINUS SIGNS DENOTE OUTLYING VALUES

JT8D-7 • 1200 HOUR TEST SERIES •

---

UNIT	TSO HR	TSB HR	AMB TEMP DEG R	AMB PRESS IN HG	AMB HUMID LB H <sub>2</sub> O/AIR
2	22369.	1167.	505.2	30.36	.005240
3	15727.	1167.	505.2	30.37	.005240
4	18103.	1174.	501.7	30.18	.004390
5	20789.	1177.	501.7	30.19	.004390
6	21915.	1174.	510.2	30.19	.004260
7	20789.	1182.	507.7	30.28	.005090
8	14916.	1182.	507.7	30.28	.005090
9	21430.	1182.	507.7	30.28	.005090
10	23672.	1182.	506.0	30.05	.006470
11	23759.	1182.	506.0	30.05	.006470
12	22404.	1182.	506.0	30.05	.006470
13	21893.	1184.	509.7	30.04	.007600
14	22011.	1188.	509.7	30.08	.007590
15	14744.	1213.	509.7	30.02	.006220
16	19499.	1094.	509.7	30.03	.006220
17	23144.	1094.	509.7	30.03	.006220
18	21611.	1194.	507.0	29.93	.006320
19	21897.	1194.	507.0	29.93	.006320
20	21974.	1194.	507.0	29.93	.006320
21	25544.	1188.	514.7	29.97	.006480

JT8D-7 • 1200 HOUR TEST SERIES •

MODE 1

UNIT	N1 SPEED PER CENT	N2 SPEED PER CENT	CORR N1 PER CENT	CORR N2 PER CENT
2	30.50	54.00	30.90	54.72
3	32.00	55.00	32.42	55.73
4	29.00	54.00	29.49	54.91
5	32.50	56.00	33.05	56.94
6	32.00	56.00	32.27	56.46
7	31.00	56.00	31.33	56.60
8	33.00	56.00	33.36	56.60
9	33.00	56.00	33.36	56.60
10	35.00	58.00	35.44	58.73
11	32.00	56.00	32.40	56.70
12	34.50	57.00	34.93	57.71
13	30.00	54.00	30.26	54.47
14	30.00	53.00	30.26	53.47
15	34.00	57.50	34.30	58.01
16	30.50	54.00	30.77	54.47
17	33.50	56.50	33.79	57.00
18	33.00	56.00	33.38	56.65
19	32.50	57.00	32.87	57.66
20	33.00	57.00	33.38	57.65
21	32.60	57.20	32.73	57.42

NOTE- MINUS SIGNS DENOTE OUTLYING VALUES

JT8D-7 • 1200 HOUR TEST SERIES •

MODE 1

UNIT	FUEL FLOW LBM/HR	CB F/A X100	PERF F/A X100	TT7 DEG R	EPR	THRUST LAF
2	1150.	.2900	.3430	1140.	1.050	1039.
3	1110.	.3370	.3060	1140.	1.050	1079.
4	1100.	.2710	-.3560	1158.	1.060	1049.
5	1140.	.3040	.3050	1140.	1.050	1143.
6	1125.	.3130	.3160	1140.	1.060	1120.
7	1225.	.3470	-.3580	1176.	1.040	1123.
8	1125.	.2790	.2980	1140.	1.060	1123.
9	1150.	.2960	.3040	1140.	1.050	1123.
10	1250.	.3070	.3120	1158.	1.050	1234.
11	1060.	-.2170	.2950	1131.	1.060	1137.
12	1150.	.3420	.2890	1176.	1.050	1185.
13	1050.	.3030	.3290	1158.	1.040	1045.
14	1050.	.2860	.3280	1158.	1.050	1024.
15	1180.	.3070	.3020	1140.	1.050	1200.
16	1100.	.3120	.3350	1140.	-1.020	1046.
17	1140.	.3150	.2980	-1104.	1.060	1152.
18	1190.	.2710	.3180	1149.	1.050	1139.
19	1115.	.2830	.3050	1131.	1.050	1187.
20	1105.	.3040	.2950	1131.	1.060	1187.
21	1200.	.3300	.3330	1158.	1.050	1174.

NOTE- MINUS SIGNS DENOTE OUTLYING VALUES

JT8D-7 • 1200 HOUR TEST SERIES •

MODE 1

UNIT	CORR FU FL LRM/HR	COR CR F/A X100	COR PF F/A X100	CORR TT7 DEG R	COR THRUST LBF
2	1151.	.2970	.3520	1170.	1054.
3	1112.	.3460	.3140	1170.	1095.
4	1091.	.2800	-.3680	-1197.	1058.
5	1131.	.3150	.3160	1178.	1153.
6	1126.	.3180	.3210	1159.	1130.
7	1227.	.3540	-.3660	-1201.	1137.
8	1126.	.2860	.3040	1164.	1137.
9	1151.	.3020	.3110	1164.	1137.
10	1240.	.3150	.3200	1187.	1239.
11	1051.	-.2230	.3030	1159.	1142.
12	1141.	.3510	.2960	-1205.	1190.
13	1045.	.3090	.3350	1178.	1049.
14	1046.	.2910	.3340	1178.	1029.
15	1174.	.3130	.3070	1160.	1204.
16	1094.	.3170	.3410	1160.	1049.
17	1134.	.3210	.3040	-1123.	1156.
18	1177.	.2770	.3250	1175.	1139.
19	1103.	.2900	.3120	1157.	1188.
20	1097.	.3110	.3020	1157.	1188.
21	1197.	.3320	.3350	1167.	1176.

NOTE- MINUS SIGNS DENOTE OUTLYING VALUES

JT8D-7 • 1200 HOUR TEST SERIES •

MODE 1

UNIT	CO2 CONC PER CENT	CO CONC PPM	HC CONC PPM	NO CONC PPM	NOX CONC PPM
2	.584	149.7	15.0	2.0	7.5
3	.677	170.1	26.2	2.2	8.9
4	.548	118.9	14.7	3.4	9.8
5	.618	122.1	16.4	3.0	9.6
6	.635	122.8	15.5	2.6	9.7
7	.696	-177.1	25.9	4.4	-10.5
8	.568	102.0	11.1	2.8	9.0
9	.602	105.1	10.9	2.9	8.9
10	.628	91.9	8.5	4.4	8.8
11	-.441	99.8	8.4	1.6	6.2
12	.699	111.3	11.0	2.9	8.6
13	.616	129.6	15.3	3.8	8.8
14	.577	142.6	19.8	2.5	8.9
15	.621	132.3	18.9	4.7	-10.3
16	.623	-178.1	27.7	1.8	8.5
17	.644	98.4	10.3	2.5	9.3
18	.545	132.7	19.8	3.3	9.4
19	.578	108.1	9.9	2.9	9.2
20	.616	121.7	15.1	2.8	9.6
21	.666	135.6	24.9	1.3	6.1

NOTE- MINUS SIGNS DENOTE OUTLYING VALUES

JT8D-7 • 1200 HOUR TEST SERIES •

---

MODE 1

UNIT	CO <sub>2</sub> EI LB/KLB FU	CO EI LB/KLB FU	HC EI LB/KLB FU	NO EI LA/KLA FU	NOX EI LA/KLB FU	SMK NUMBER FRONT SIDE
2	3052.	49.78	8.59	1.09	4.10	1.31
3	3042.	48.62	12.87	1.04	4.18	.79
4	3065.	42.34	9.01	2.02	-5.73	2.11
5	3071.	38.62	8.91	1.55	5.01	2.09
6	3074.	37.80	8.21	1.34	4.92	0.00
7	3038.	49.19	12.34	2.01	4.80	2.76
8	3076.	35.18	6.58	1.59	5.09	1.18
9	3079.	34.21	6.07	1.57	4.76	1.96
10	3098.	28.87	4.57	2.25	4.56	2.87
11	3069.	44.22	6.40	1.19	4.52	1.56
12	3092.	31.34	5.34	1.32	3.96	1.95
13	3073.	41.15	8.35	1.99	4.60	4.61
14	3054.	47.99	11.45	1.41	4.92	.66
15	3058.	41.47	10.20	2.44	-5.33	2.86
16	3024.	-55.05	14.72	.91	4.32	1.96
17	3089.	30.06	5.40	1.25	4.69	1.30
18	3046.	47.23	12.08	1.91	-5.48	1.83
19	3087.	36.73	5.80	1.60	-5.16	1.58
20	3070.	38.62	8.21	1.47	4.99	1.31
21	3059.	39.63	12.51	.61	2.91	1.97

NOTE- MINUS SIGNS DENOTE OUTLYING VALUES

JT8D-7 • 1200 HOUR TEST SERIES •

MODE 1

UNIT	FCO X100	FHC X100	FNO X100	STD FCO X100	STD FHC X100	STD FNO X100
2	2.8470	2.2600	12.1150	3.0170	2.3900	13.7870
3	2.9900	2.4250	12.4740	3.1700	2.5700	14.1970
4	2.8100	2.2120	12.2280	3.0460	2.3900	13.8630
5	3.0950	2.4660	12.9510	3.3590	2.6710	14.6950
6	3.1630	2.5250	13.1190	3.2840	2.6190	14.4980
7	3.1500	2.5610	12.8930	3.3050	2.6870	14.5560
8	3.1500	2.4740	12.8930	3.3050	2.5900	14.5560
9	3.1500	2.4950	12.8930	3.3050	2.6130	14.5560
10	3.5000	2.7740	13.3760	3.7320	2.9530	15.6510
11	3.1180	2.3750	12.4850	3.3210	2.5190	14.5960
12	3.2950	2.6680	12.9030	3.5110	2.8420	15.0910
13	2.8570	2.2800	11.5850	2.9820	2.3770	13.6900
14	2.7210	2.1580	11.2580	2.8360	2.2460	13.2880
15	3.4170	2.7100	13.2340	3.5740	2.8310	15.2510
16	2.8560	2.2890	11.8920	2.9820	2.3870	13.6900
17	3.2230	2.5730	12.7780	3.3680	2.6870	14.7180
18	3.1170	2.4370	12.5090	3.3120	2.5840	14.5730
19	3.2910	2.5840	12.9230	3.4990	2.7410	15.0600
20	3.2910	2.6110	12.9230	3.4990	2.7720	15.0600
21	3.3830	2.7130	13.0650	3.4500	2.7660	14.9310

NOTE- MINUS SIGNS DENOTE OUTLYING VALUES

JT8D-7 • 1200 HOUR TEST SERIES •

---

MODE 1

UNIT	NREC LB/KLR	CO FU	EI	NREC LB/KLR	HC FU	EI	NRE LB/KLR	CNO FU	EI	NR LB/KLR	CNOX FU	EI	SMK CORRECTED	NUMBER
2		46.97			8.12			1.33			5.01		1.31	
3		45.86			12.14			1.27			5.11		.79	
4		39.06			8.34			2.45			-6.98		2.11	
5		35.59			8.22			1.89			6.10		2.09	
6		36.42			7.91			1.59			5.84		0.00	
7		46.88			11.77			2.43			5.82		1.84	
8		33.52			6.28			1.93			-6.18		1.18	
9		32.61			5.80			1.90			5.77		1.46	
10		27.07			4.30			2.82			5.74		2.38	
11		41.53			6.03			1.49			5.67		1.56	
12		29.41			5.01			1.66			4.98		1.82	
13		39.43			8.01			2.53			5.84		2.02	
14		46.04			11.00			1.78			-6.24		.66	
15		39.66			9.76			3.01			-6.59		2.18	
16		-52.73			14.11			1.12			5.35		1.96	
17		28.76			5.18			1.54			5.80		1.27	
18		44.45			11.39			2.40			-6.85		1.83	
19		34.55			5.46			2.00			-6.46		1.58	
20		36.32			7.74			1.83			-6.24		1.10	
21		38.86			12.27			.75			3.58		1.97	

NOTE- MINUS SIGNS DENOTE OUTLYING VALUES

JT80-7 • 1200 HOUR TEST SERIES •

MODE 2

UNIT	N1 SPEED PER CENT	N2 SPEED PER CENT	CORR N1 PER CENT	CORR N2 PER CENT
2	36.50	60.00	36.98	60.80
3	37.50	60.00	38.00	60.80
4	36.50	60.00	37.11	61.01
5	36.00	60.00	36.60	61.01
6	36.50	60.00	36.80	60.50
7	37.00	60.00	37.40	60.65
8	37.00	60.00	37.40	60.65
9	37.00	60.00	37.40	60.65
10	37.00	61.00	37.46	61.76
11	36.00	60.00	36.45	60.75
12	37.00	60.00	37.46	60.75
13	-33.00	-58.00	-33.29	58.51
14	-34.00	-58.00	34.30	58.51
15	36.50	60.50	36.82	61.03
16	36.00	60.00	36.32	60.53
17	37.00	60.00	37.33	60.53
18	36.00	59.70	36.41	60.39
19	36.50	60.00	36.92	60.69
20	36.50	60.50	36.92	61.20
21	35.70	60.00	35.84	60.23

NOTE- MINUS SIGNS DENOTE OUTLYING VALUES

JT8D-7 • 1200 HOUR TEST SERIES •

---

MODE 2

UNIT	FUEL FLOW LBM/HR	CR F/A X100	PERF F/A X100	TT7 DEG R	EPR	THRUST LBF
2	1300.	.2760	.3140	1122.	1.070	1328.
3	1310.	.3250	.3120	1158.	1.060	1328.
4	1325.	.2540	.3210	1140.	1.070	1349.
5	1260.	.3010	.3070	1140.	1.060	1349.
6	1280.	.3070	.3130	1140.	1.070	1318.
7	1320.	.2950	.3190	1158.	1.070	1323.
8	1275.	.2710	.3080	1140.	1.060	1323.
9	1300.	.2910	.3140	1140.	1.070	1323.
10	1300.	.3030	.3160	-1347.	1.060	-1400.
11	1210.	-.1900	.2980	1140.	1.060	1339.
12	1260.	.3340	.3060	1176.	1.050	1339.
13	1175.	.2870	.3150	1149.	1.050	1224.
14	1170.	.2590	.2990	1140.	1.060	1222.
15	1280.	.3080	.3150	1140.	1.060	1357.
16	1280.	.2920	.3170	1140.	1.070	1327.
17	1300.	.3130	.3180	1122.	1.070	1327.
18	1325.	.2460	.3280	1140.	1.052	1323.
19	1240.	.2660	.3050	1113.	1.070	1341.
20	1240.	.2790	.3050	1140.	1.061	1371.
21	1300.	.3180	.3240	1170.	1.050	1312.

NOTE - MINUS SIGNS DENOTE OUTLYING VALUES

JT8D-7 • 1200 HOUR TEST SERIES •

MODE 2

UNIT	CORR FU FL LBM/HR	COR CB F/A X100	COR PF F/A X100	CORR TT7 DFG R	COR THRUST LBF
2	1302.	.2830	.3230	1152.	1348.
3	1312.	.3340	.3210	1189.	1348.
4	1314.	.2620	.3310	1178.	1360.
5	1250.	.3110	.3170	1178.	1360.
6	1281.	.3130	.3190	1159.	1330.
7	1322.	.3010	.3260	1183.	1339.
8	1277.	.2770	.3150	1164.	1339.
9	1302.	.2970	.3210	1164.	1339.
10	1290.	.3110	.3240	-1381.	-1406.
11	1200.	-.1950	.3050	1168.	1345.
12	1250.	.3430	.3140	-1205.	1345.
13	1169.	.2920	.3200	1169.	1228.
14	1166.	.2640	.3040	1160.	1228.
15	1273.	.3130	.3210	1160.	1362.
16	1274.	.2970	.3230	1160.	1332.
17	1293.	.3190	.3230	1142.	1332.
18	1310.	.2520	.3360	1166.	1323.
19	1226.	.2720	.3120	1130.	1341.
20	1226.	.2860	.3120	1166.	1372.
21	1297.	.3210	.3290	1179.	1314.

NOTE- MINUS SIGNS DENOTE OUTLYING VALUES

JT8D-7 • 1200 HOUR TEST SERIES •

MODE 2

UNIT	CO2 CONC PER CENT	CO CONC PPM	HC CONC PPM	NO CONC PPM	NOX CONC PPM
2	.562	102.1	7.6	3.1	8.4
3	.662	110.7	14.4	2.9	10.2
4	.521	64.3	5.8	4.8	10.9
5	.614	104.4	13.3	3.0	10.0
6	.630	83.8	8.8	3.9	10.6
7	.601	91.9	9.7	4.7	10.9
8	.554	74.3	6.7	3.6	9.5
9	.595	82.1	7.5	3.5	9.7
10	.621	84.2	8.0	4.4	9.0
11	-.789	62.0	5.6	1.9	6.4
12	.686	93.7	8.0	3.2	9.4
13	.586	99.9	10.1	3.9	9.3
14	.527	100.5	12.4	2.9	9.2
15	.625	111.6	14.1	5.0	-11.2
16	.593	103.4	13.9	2.6	9.4
17	.642	81.4	6.8	3.5	10.1
18	.499	94.9	12.5	3.2	9.6
19	.546	74.9	5.7	3.5	9.8
20	.570	89.8	8.6	3.1	9.9
21	.649	98.1	14.8	2.1	6.5

NOTE- MINUS SIGNS DENOTE OUTLYING VALUES

JT8D-7 • 1200 HOUR TEST SERIES •

MODE 2

UNIT	CO2 EI LB/KLB FU	CO EI LB/KLB FU	HC EI LB/KLB FU	NO EI LB/KLB FU	NOX EI LB/KLB FU	SMK NUMBER FRONT SIDE
2	3085.	35.69	4.54	1.76	4.82	1.95
3	3082.	32.79	7.33	1.40	4.94	2.34
4	3107.	24.42	3.80	3.01	-6.83	2.76
5	3083.	33.40	7.30	1.54	5.26	2.10
6	3102.	26.27	4.74	1.98	5.44	1.83
7	3087.	30.02	5.47	2.51	-5.87	3.68
8	3097.	26.43	3.77	2.12	-5.57	.39
9	3095.	27.20	4.24	1.93	5.26	3.25
10	3102.	26.75	4.35	2.30	4.71	2.35
11	3093.	31.40	4.84	1.54	5.34	2.22
12	3103.	26.97	3.95	1.53	4.43	3.01
13	3092.	33.56	5.84	2.16	5.14	2.65
14	3080.	37.40	7.93	1.75	-5.60	.92
15	3076.	34.92	7.57	2.57	-5.74	2.09
16	3076.	34.15	7.89	1.39	5.09	2.67
17	3102.	25.02	3.59	1.79	5.09	2.61
18	3072.	37.17	8.44	2.09	-6.20	.78
19	3108.	27.12	3.54	2.10	-5.84	1.45
20	3091.	31.01	5.12	1.76	-5.62	.79
21	3088.	29.69	7.70	1.04	3.24	1.18

NOTE- MINUS SIGNS DENOTE OUTLYING VALUES

JT80-7 • 1200 HOUR TEST SERIES •

MODE 2

UNIT	FCO X100	FMC X100	FNO X100	STD FCO X100	STD FMC X100	STD FNO X100
2	3.9770	3.0840	14.7990	4.2310	3.2730	16.8830
3	3.9780	3.1690	14.8020	4.2310	3.3660	16.8830
4	3.9340	3.0200	14.9580	4.2840	3.2750	17.0120
5	3.9340	3.0970	14.9590	4.2840	3.3650	17.0120
6	3.9970	3.1490	15.0970	4.1560	3.2700	16.7030
7	3.9880	3.1220	14.8540	4.1930	3.2780	16.7930
8	3.9880	3.0830	14.8540	4.1930	3.2340	16.7930
9	3.9880	3.1160	14.8540	4.1930	3.2710	16.7930
10	4.1960	3.2930	14.9220	4.4820	-3.5110	17.4800
11	3.9520	2.9320	14.3950	4.2190	3.1150	16.8560
12	3.9520	3.1430	14.3950	4.2190	3.3750	16.8560
13	-3.5230	-2.7600	-13.1290	3.6840	2.8810	15.5300
14	-3.5270	-2.7230	-13.1400	3.6840	2.8380	15.5300
15	4.0970	3.2240	14.7610	4.2900	3.3720	17.0260
16	3.9780	3.1070	14.5020	4.1640	3.2470	16.7210
17	3.9780	3.1440	14.5020	4.1640	3.2870	16.7210
18	3.8770	2.9620	14.2610	4.1290	3.1440	16.6370
19	3.9480	3.0450	14.4160	4.2040	3.2340	16.8200
20	4.0670	3.1540	14.6760	4.3320	3.3520	17.1260
21	4.0090	3.1720	14.4710	4.0910	3.2360	16.5640

NOTE- MINUS SIGNS DENOTE OUTLYING VALUES

JT8D-7 • 1200 HOUR TEST SERIES •

---

MODE 2

UNIT	NREC CO EI LB/KLB FU	NREC HC EI LB/KLB FU	NRE CNO EI LB/KLB FU	NR CNOX EI LB/KLB FU	SMK NUMBER CORRECTED
2	33.54	4.28	2.16	5.90	1.95
3	30.83	6.90	1.72	6.05	2.34
4	22.42	3.50	3.68	-8.34	2.72
5	30.67	6.72	1.93	6.42	2.10
6	25.26	4.56	2.36	6.46	1.83
7	28.55	5.21	3.05	-7.13	3.68
8	25.14	3.60	2.58	-6.76	.39
9	25.86	4.04	2.34	6.38	3.25
10	25.04	4.08	2.90	5.93	2.35
11	29.41	4.56	1.94	-6.72	2.22
12	25.26	3.70	1.92	5.57	3.01
13	32.10	5.59	2.74	6.53	2.65
14	35.81	7.61	2.22	-7.11	.92
15	33.35	7.24	3.18	-7.11	2.09
16	32.63	7.55	1.72	6.31	2.37
17	23.90	3.43	2.21	6.30	2.61
18	34.91	7.95	2.61	-7.77	.78
19	25.46	3.33	2.64	-7.31	1.45
20	29.11	4.82	2.21	-7.05	.79
21	29.10	7.55	1.28	3.98	1.18

NOTE- MINUS SIGNS DENOTE OUTLYING VALUES

JT8D-7 • 1200 HOUR TEST SERIES •

MODE 3

UNIT	N1 SPEED PER CENT	N2 SPEED PER CENT	CORR N1 PER CENT	CORR N2 PER CENT
2	92.50	93.00	93.73	94.23
3	93.00	92.00	94.23	93.22
4	92.00	-91.00	93.55	92.53
5	92.00	93.50	93.55	-95.07
6	93.00	93.00	93.77	93.77
7	93.50	92.00	94.51	92.99
8	94.00	94.00	95.01	95.01
9	93.00	93.00	94.00	94.00
10	92.00	92.50	93.15	93.66
11	92.00	92.50	93.15	93.66
12	94.00	92.50	95.18	93.66
13	-91.00	92.00	91.80	92.81
14	91.50	91.50	92.30	92.30
15	94.00	92.50	94.83	93.31
16	93.00	94.00	93.82	94.83
17	93.00	92.50	93.82	93.31
18	92.70	92.10	93.77	93.16
19	-91.00	93.00	92.05	94.07
20	93.50	93.50	94.58	94.58
21	92.80	92.90	93.16	93.26

NOTE- MINUS SIGNS DENOTE OUTLYING VALUES

JT8D-7 • 1200 HOUR TEST SERIES •

---

MODE 3

UNIT	FUEL FLOW LBM/HR	CB F/A X100	PERF F/A X100	TT7 DEG R	EPR	THRUST LAF
2	8300.	.8680	.7010	-1392.	1.980	13799.
3	8400.	.9280	.7070	-1392.	1.980	13795.
4	8500.	.9610	.7200	1428.	1.980	13879.
5	7900.	.8770	-.6690	1428.	1.980	13877.
6	8200.	.9470	.7000	1410.	1.980	13875.
7	8200.	.9830	.6930	1446.	1.980	13834.
8	8300.	.9080	.6990	1464.	1.980	13834.
9	8200.	.9240	.6950	1410.	1.980	13834.
10	8100.	.9230	.6940	1428.	1.980	13939.
11	8200.	.8050	.7030	1428.	1.980	13939.
12	8450.	.9600	.7160	1446.	1.980	13939.
13	8450.	.9140	.7330	1410.	1.980	13944.
14	8150.	.7910	.7040	1410.	1.980	13926.
15	8300.	.9650	.7080	1428.	1.980	13953.
16	8300.	.8650	.7110	1428.	1.980	13949.
17	8300.	.9590	.7110	-1392.	1.980	13949.
18	8400.	.8960	.7210	1428.	1.980	13995.
19	-7550.	-.7610	-.6540	-1374.	1.980	13995.
20	8125.	.9000	.6940	1446.	1.980	13995.
21	8500.	.9580	.7360	1446.	1.980	13977.

NOTE- MINUS SIGNS DENOTE OUTLYING VALUES

JT8D-7 • 1200 HOUR TEST SERIES •

---

MODE 3

UNIT	CORR FU FL LRM/HR	COR CR F/A X100	COR PF F/A X100	CORR TT7 DEG R	COR THRUST LBF
2	8310.	.8910	.7200	1429.	14000.
3	8413.	.9530	.7260	1429.	14000.
4	8432.	.9940	.7450	1476.	14000.
5	-7838.	.9070	.6920	1476.	14000.
6	8206.	.9630	.7110	1433.	14000.
7	8210.	1.0050	.7080	1477.	14000.
8	8310.	.9270	.7150	-1495.	14000.
9	8210.	.9440	.7100	1440.	14000.
10	8035.	.9470	.7110	1464.	14000.
11	8134.	.8260	.7200	1464.	14000.
12	8382.	.9840	.7340	1482.	14000.
13	8410.	.9300	.7460	1435.	14000.
14	8122.	.8050	.7160	1435.	14000.
15	8255.	.9820	.7200	1453.	14000.
16	8258.	.8800	.7240	1453.	14000.
17	8258.	.9760	.7240	1416.	14000.
18	8307.	.9170	.7370	1461.	14000.
19	-7466.	-.7790	-.6690	-1406.	14000.
20	8035.	.9210	.7100	1479.	14000.
21	8481.	.9660	.7420	1457.	14000.

NOTE- MINUS SIGNS DENOTE OUTLYING VALUES

JT8D-7 • 1200 HOUR TEST SERIES •

MODE 3

UNIT	CO2 CONC PER CENT	CO CONC PPM	HC CONC PPM	NO CONC PPM	NOX CONC PPM
2	1.813	-41.2	1.7	68.9	69.2
3	1.945	13.6	1.7	77.5	78.9
4	2.016	16.5	.9	80.7	80.9
5	1.848	15.5	1.1	73.3	76.1
6	1.985	13.8	.9	76.1	79.2
7	2.058	16.7	1.2	91.5	91.2
8	1.899	15.4	1.0	78.5	78.2
9	1.932	14.2	.8	78.4	80.6
10	1.936	15.5	.7	74.8	77.7
11	1.686	14.9	.9	-62.3	65.9
12	2.014	16.9	.8	74.8	77.3
13	1.919	14.6	1.1	74.6	74.1
14	1.658	15.3	1.1	-62.0	-63.4
15	2.021	16.7	2.4	84.9	83.4
16	1.810	15.7	1.4	70.2	71.8
17	2.008	15.3	1.2	74.6	78.0
18	1.876	16.0	1.2	74.1	74.0
19	-1.595	15.0	1.0	-58.5	-61.2
20	1.886	13.9	1.1	73.6	75.9
21	2.009	10.0	2.4	73.1	72.3

NOTE- MINUS SIGNS DENOTE OUTLYING VALUES

JT80-7 • 1200 HOUR TEST SERIES •

MODE 3

UNIT	CO2 EI LB/KLB FU	CO EI LB/KLB FU	HC EI LB/KLB FU	NO EI LB/KLB FU	NOX EI LB/KLB FU	SMK NUMBER FRONT SIDE
2	3146.	-4.55	.32	12.50	12.54	33.12
3	3151.	1.40	.30	13.13	13.37	31.24
4	3153.	1.65	.15	13.19	13.23	34.44
5	3153.	1.70	.21	13.15	13.65	33.07
6	3153.	1.39	.16	12.63	13.15	32.16
7	3146.	1.62	.20	14.62	14.62	36.40
8	3146.	1.62	.18	13.60	13.60	32.94
9	3146.	1.47	.15	13.34	13.72	36.88
10	3153.	1.60	.12	12.74	13.23	35.07
11	3153.	1.77	.18	12.19	12.89	33.16
12	3153.	1.68	.13	12.25	12.66	34.64
13	3157.	1.53	.20	12.83	12.83	43.75
14	3157.	1.86	.22	12.34	12.62	35.70
15	3148.	1.65	.41	13.83	13.83	37.88
16	3149.	1.74	.27	12.77	13.06	34.56
17	3148.	1.52	.21	12.23	12.79	37.58
18	3150.	1.71	.23	13.00	13.00	31.67
19	3157.	1.89	.21	12.10	12.67	34.69
20	3151.	1.48	.20	12.86	13.26	36.75
21	3153.	1.00	.41	11.99	11.99	40.60

NOTE- MINUS SIGNS DENOTE OUTLYING VALUES

JT8D-7 • 1200 HOUR TEST SERIES •

---

MODE 3

UNIT	FCO X100	FHC X100	FNO X100	STD FCO X100	STD FHC X100	STD FNO X100
2	98.7060	98.7060	91.7720	113.3860	113.3860	107.5300
3	96.1090	96.1090	86.2940	110.7550	110.7550	100.9A80
4	90.3860	90.3860	82.6000	109.1350	109.1350	96.9400
5	106.0040	106.0040	-96.6590	127.6040	127.6040	-113.8020
6	108.1590	108.1590	92.7120	118.4970	118.4970	104.2900
7	103.0100	103.0100	86.3110	116.0790	116.0790	99.6120
8	115.8830	115.8830	-98.0330	130.3020	130.3020	-113.3580
9	105.4000	105.4000	91.6130	118.4220	118.4220	105.8350
10	99.5430	99.5430	86.3190	114.6750	114.6750	103.6040
11	85.8970	85.8970	86.3190	97.9840	97.9840	103.6040
12	104.4530	104.4530	86.3190	120.7290	120.7290	103.6040
13	93.4970	93.4970	81.8750	103.0680	103.0680	98.5630
14	-76.5510	-76.5510	79.5490	83.6580	83.6580	95.6510
15	105.0050	105.0050	86.5330	116.2600	116.2600	101.5350
16	108.5920	108.5920	95.3180	119.7280	119.7280	111.9400
17	104.1660	104.1660	86.5510	115.2560	115.2560	101.5350
18	92.0880	92.0880	84.3470	104.8820	104.8820	100.6340
19	85.5390	85.5390	89.0610	96.6040	96.6040	106.3400
20	107.5710	107.5710	92.1380	122.8870	122.8870	110.0690
21	108.0520	108.0520	87.8610	113.0420	113.0420	101.2210

NOTE- MINUS SIGNS DENOTE OUTLYING VALUES

JT8D-7 • 1200 HOUR TEST SERIES •

MODE 3

UNIT	NREC LB/KLR	CO FU	EI	NREC LA/KLB	MC FU	EI	NRE LB/KLR	CNO FU	EI	NR LB/KLR	CNOX FU	EI	SMK CORRECTED	NUMBER
2		-3.96			.28			15.73			15.78			33.10
3		1.21			.26			16.50			16.80			31.24
4		1.36			.13			16.63			16.67			33.37
5		1.41			.17			16.63			17.26			31.90
6		1.27			.15			15.26			15.89			31.86
7		1.44			.18			16.88			16.88			33.41
8		1.44			.16			16.89			16.89			32.13
9		1.31			.13			16.55			17.03			35.95
10		1.39			.10			16.42			17.05			35.07
11		1.55			.15			15.71			16.61			28.14
12		1.46			.11			15.79			16.32			34.64
13		1.39			.19			16.58			16.58			36.56
14		1.70			.20			14.84			15.17			32.13
15		1.49			.37			16.23			16.23			32.96
16		1.58			.25			16.10			16.47			34.56
17		1.38			.19			15.40			16.11			35.95
18		1.50			.20			16.65			16.65			31.67
19		1.67			.19			15.52			16.24			32.06
20		1.29			.17			16.50			17.01			35.72
21		.95			.39			14.83			14.83			-40.59

NOTE- MINUS SIGNS DENOTE OUTLYING VALUES

JT8D-7 \* 1200 HOUR TEST SERIES \*

---

MODE 4

UNIT	N1 SPEED PER CENT	N2 SPEED PER CENT	CORR N1 PER CENT	CORR N2 PER CENT
2	87.00	90.00	88.15	91.19
3	87.50	89.50	88.66	90.69
4	88.00	-89.00	89.48	90.50
5	87.00	91.50	88.46	-93.04
6	87.50	90.50	88.23	91.25
7	88.00	-89.00	88.95	89.96
8	88.00	91.00	89.95	91.98
9	87.00	90.00	87.94	90.97
10	87.00	91.00	88.09	92.14
11	86.50	90.50	87.58	91.63
12	88.00	90.00	89.10	91.13
13	-86.00	90.00	86.76	90.79
14	87.00	90.00	87.76	90.79
15	88.00	90.50	88.77	91.30
16	88.00	92.00	88.77	-92.81
17	87.50	90.50	88.27	91.30
18	87.00	90.00	88.00	91.04
19	-86.00	90.50	86.99	91.54
20	88.00	91.50	89.01	-92.55
21	87.00	90.50	87.34	90.85

NOTE- MINUS SIGNS DENOTE OUTLYING VALUES

JT4D-7 • 1200 HOUR TEST SERIES •

MODE 4

UNIT	FUEL FLOW LRM/HR	CR F/A X100	PERF F/A X100	TT7 DEG R	EPR	THRUST LBF
2	6700.	.6950	-.5970	-1320.	1.800	12025.
3	6900.	.7620	.6070	1318.	1.800	12021.
4	7100.	.7920	.6210	1356.	1.800	12095.
5	6700.	.7370	-.5920	-1212.	1.800	12093.
6	6800.	.7830	.6070	1356.	1.800	12091.
7	6750.	.8060	-.5950	1356.	1.800	12055.
8	6900.	.7420	.6090	1356.	1.800	12055.
9	6900.	.7510	.6150	1356.	1.800	12055.
10	7000.	.7700	.6260	1374.	1.800	12147.
11	6800.	.6380	.6110	1356.	1.800	12117.
12	7100.	.7750	.6290	1374.	1.800	12117.
13	6900.	.7120	.6280	1318.	1.800	12117.
14	6650.	.6520	.5980	1356.	1.800	12117.
15	6800.	.7790	.6070	1356.	1.800	12155.
16	7100.	.7070	.6340	1356.	1.800	12155.
17	7000.	.8020	.6280	-1320.	1.800	12155.
18	7020.	.7080	.6320	1347.	1.800	12196.
19	-6350.	-.6110	-.5770	1356.	1.800	12196.
20	6800.	.7220	.6060	1356.	1.800	12196.
21	7000.	.7870	.6380	1374.	1.800	12180.

NOTE - MINUS SIGNS DENOTE OUTLYING VALUES

JT8D-7 • 1200 HOUR TEST SERIES •

MODE 4

UNIT	CORR FU FL LBM/HR	COR CB F/A X100	COR PF F/A X100	CORR TT7 DEG R	COR THRUST LBF
2	6708.	.7130	.6080	1355.	12200.
3	6911.	.7820	.6230	1373.	12200.
4	7043.	.8190	.6430	1402.	12200.
5	6648.	.7620	.6120	-1253.	12200.
6	6805.	.7960	.6170	1378.	12200.
7	6758.	.8240	.6080	1385.	12200.
8	6909.	.7580	.6220	1385.	12200.
9	6909.	.7670	.6280	1385.	12200.
10	6943.	.7890	.6420	1408.	12200.
11	6745.	.6540	.6270	1390.	12200.
12	7043.	.7950	.6450	1408.	12200.
13	6867.	.7250	.6390	1361.	12200.
14	6627.	.6630	.6090	1380.	12200.
15	6763.	.7930	.6180	1380.	12200.
16	7064.	.7190	.6450	1380.	12200.
17	6965.	.8160	.6390	1343.	12200.
18	6942.	.7240	.6460	1378.	12200.
19	-6280.	-.6260	-.5900	1387.	12200.
20	6725.	.7370	.6200	1387.	12200.
21	6985.	.7930	.6430	1384.	12200.

NOTE- MINUS SIGNS DENOTE OUTLYING VALUES

JT8D-7 \* 1200 HOUR TEST SERIES \*

MODE 4

UNIT	CO2 CONC PER CENT	CO CONC PPM	HC CONC PPM	NO CONC PPM	NOX CONC PPM
2	1.449	-40.7	1.9	48.0	49.9
3	1.593	14.6	1.4	53.7	55.8
4	1.65A	16.7	1.1	59.4	62.0
5	1.542	16.1	1.6	53.8	56.7
6	1.639	14.1	1.1	53.5	57.2
7	1.68A	16.7	1.0	63.5	63.5
8	1.54A	15.5	1.0	53.1	54.9
9	1.56A	15.0	.9	54.3	57.3
10	1.611	16.5	.A	56.8	60.0
11	1.332	14.7	1.1	43.5	47.2
12	1.622	16.3	.9	51.4	54.6
13	1.492	14.8	.A	52.3	52.4
14	1.364	15.5	.A	43.8	47.4
15	1.62A	16.7	2.0	58.0	58.4
16	1.476	15.8	1.3	50.5	53.0
17	1.677	15.3	1.0	55.1	58.3
18	1.479	16.5	1.1	49.5	51.9
19	-1.274	15.2	.A	-41.7	44.8
20	1.509	15.0	1.0	51.7	54.8
21	1.64A	10.6	1.9	51.4	52.5

NOTE- MINUS SIGNS DENOTE OUTLYING VALUES

JT8D-7 • 1200 HOUR TEST SERIES •

MODE 4

UNIT	CO2 EI LB/KLB FU	CO EI LB/KLB FU	HC EI LB/KLB FU	NO EI LB/KLB FU	NOX EI LB/KLB FU	SMK NUMAER FRONT SIDE
2	-3144.	-5.62	.44	10.89	11.31	32.76
3	3150.	1.34	.30	11.10	11.54	30.78
4	3152.	2.03	.23	11.81	12.33	32.45
5	3152.	2.09	.35	11.50	12.11	31.27
6	3153.	1.73	.23	10.76	11.50	31.12
7	3145.	1.99	.20	12.39	12.40	32.32
8	3145.	2.00	.21	11.28	11.66	32.38
9	3146.	1.91	.19	11.38	12.02	32.63
10	3152.	2.06	.16	11.62	12.28	34.08
11	3152.	2.21	.29	10.75	11.68	26.32
12	3152.	2.02	.19	10.44	11.10	34.64
13	3157.	1.99	.19	11.56	11.60	37.12
14	3156.	2.28	.20	10.59	11.47	31.93
15	3147.	2.05	.42	11.71	11.81	35.74
16	3147.	2.14	.31	11.26	11.81	32.93
17	3148.	1.83	.21	10.81	11.44	35.22
18	3149.	2.24	.25	11.02	11.55	28.65
19	3156.	2.39	.23	10.77	11.57	30.45
20	3150.	1.09	.22	11.19	11.97	36.08
21	3153.	1.29	.40	10.28	10.51	-40.65

NOTE- MINUS SIGNS DENOTE OUTLYING VALUES

JT8D-7 • 1200 HOUR TEST SERIES •

---

MODE 4

UNIT	FCO X100	FMC X100	FNO X100	STD FCO X100	STD FMC X100	STD FNO X100
2	59.7610	59.7610	76.5640	67.3180	67.3180	89.4500
3	61.1970	61.1970	74.2680	69.2010	69.2010	88.7100
4	60.0780	60.0780	73.1820	70.8540	70.8540	85.6830
5	72.4020	72.4020	-85.0820	-85.4080	-85.4080	-99.9820
6	68.7960	68.7960	79.9110	74.4710	74.4710	89.7580
7	60.8660	60.3660	71.9490	67.3950	67.3950	82.8630
8	69.2420	69.2420	81.3330	76.5840	76.5840	93.8130
9	63.3270	63.3270	76.5490	69.9800	69.9800	88.2270
10	71.1580	71.1580	79.0160	80.7400	80.7400	94.7130
11	58.5770	58.5770	76.6770	65.8000	65.8000	91.8680
12	64.8040	64.8040	74.3840	73.4330	73.4330	89.0810
13	60.2280	60.2280	72.5790	65.5020	65.5020	87.2640
14	56.4860	56.4860	72.6420	61.1960	61.1960	87.2640
15	68.2350	68.2350	76.8010	74.5430	74.5430	90.0030
16	72.8740	72.8740	-84.0440	79.4400	79.4400	-98.5630
17	70.0890	70.0890	76.8170	76.6430	76.6430	90.0030
18	59.9030	59.9030	74.3820	67.0950	67.0950	88.5920
19	56.7800	56.7800	76.6800	63.2690	63.2690	91.3660
20	70.5410	70.5410	81.4140	79.2640	79.2640	-97.0870
21	68.5340	68.5340	76.0760	71.2800	71.2800	87.5860

NOTE- MINUS SIGNS DENOTE OUTLYING VALUES

JT8D-7 • 1200 HOUR TEST SERIES •

MCDE 4

UNIT	NREC LB/KLB	CO FU	EI	NREC LB/KLB	MC FU	EI	NRE LB/KLB	CNO FU	EI	NR LB/KLB	CNOX FU	EI	SMK CORRECTED	NUMBR
2		-4.99			.39			13.67			14.19		31.78	
3		1.63			.26			13.92			14.47		30.78	
4		1.72			.19			14.85			15.50		32.45	
5		1.77			.29			14.50			15.27		31.27	
6		1.60			.21			12.98			13.88		31.12	
7		1.80			.18			15.33			15.33		31.29	
8		1.81			.19			13.97			14.45		32.38	
9		1.73			.17			14.09			14.88		32.63	
10		1.81			.14			14.96			15.81		34.08	
11		1.97			.26			13.83			15.03		26.32	
12		1.78			.17			13.43			14.27		33.96	
13		1.83			.18			14.92			14.98		35.70	
14		2.11			.19			13.66			14.80		31.26	
15		1.88			.38			14.74			14.86		31.98	
16		1.96			.28			14.18			14.87		32.03	
17		1.67			.20			13.60			14.40		32.54	
18		2.00			.22			14.10			14.77		28.65	
19		2.15			.20			13.78			14.80		30.45	
20		1.77			.20			14.33			15.33		30.87	
21		1.24			.38			12.71			12.99		-39.43	

NOTE- MINUS SIGNS DENOTE OUTLYING VALUES

JT8D-7 \* 1200 HOUR TEST SERIES \*

MODE 5

UNIT	N1 SPEED PER CENT	N2 SPEED PER CENT	CORR N1 PER CENT	CORR N2 PER CENT
2	77.50	85.00	79.53	86.13
3	78.00	-84.50	79.04	85.62
4	78.00	85.00	79.31	86.43
5	78.00	86.50	79.31	-87.95
6	78.00	85.50	78.65	86.21
7	78.00	85.00	78.84	85.92
8	78.50	86.00	79.35	86.93
9	78.00	85.00	78.84	85.92
10	78.00	86.00	78.98	87.08
11	78.00	86.00	78.98	87.08
12	79.00	85.50	-79.99	86.57
13	-77.00	85.00	77.68	85.75
14	78.00	85.00	78.69	85.75
15	79.00	86.00	79.69	86.76
16	79.50	87.00	-80.20	-87.76
17	78.50	85.50	79.19	86.25
18	78.00	85.00	78.90	85.98
19	77.50	86.00	78.39	86.99
20	77.50	86.00	78.39	86.99
21	78.00	85.80	78.30	86.13

NOTE- MINUS SIGNS DENOTE OUTLYING VALUES

JT8D-7 • 1200 HOUR TEST SERIES •

---

MODE 5

UNIT	FUEL FLOW LBM/HR	CR F/A X100	PERF F/A X100	TT7 DEG R	EPR	THRUST LRF
2	4600.	.4470	.4690	-1154.	1.520	8313.
3	4700.	.5110	.4750	1212.	1.520	8310.
4	4750.	.4630	.4790	1248.	1.520	8361.
5	4600.	.4830	-.4640	1212.	1.520	8360.
6	4575.	.4950	.4700	1212.	1.520	8359.
7	4625.	.5010	.4710	1212.	1.520	8334.
8	4850.	.4780	.4900	1230.	1.520	8334.
9	4850.	.4840	.4940	1248.	1.520	8334.
10	4750.	.4960	.4860	1239.	1.520	8398.
11	4650.	.4200	.4750	1230.	1.520	8398.
12	4900.	.5070	.4930	1248.	1.520	8398.
13	4700.	.4600	.4930	1212.	1.520	8400.
14	4600.	.4200	.4740	1212.	1.520	8389.
15	4700.	.4980	.4770	1230.	1.520	8406.
16	4850.	.4620	.4880	1230.	1.520	8403.
17	4840.	.5370	.4950	-1194.	1.520	8403.
18	4775.	.4180	.4910	1212.	1.520	8431.
19	4550.	.4180	.4720	-1194.	1.520	8431.
20	4550.	.4490	.4720	1212.	1.520	8431.
21	4900.	.5170	-.5130	1248.	1.520	8420.

NOTE- MINUS SIGNS DENOTE OUTLYING VALUES

JTAD-7 • 1200 HOUR TEST SERIES •

---

MODE 5

UNIT	CORR FU FL LAM/HR	COR CH F/A X100	COR PF F/A X100	CORR TT7 DEG R	COR THRUST LBF
2	4606.	.4590	.4810	1226.	8434.
3	4707.	.5250	.4870	1244.	8434.
4	4712.	.4790	.4950	-1290.	8434.
5	4564.	.4990	.4790	1253.	8434.
6	4578.	.5030	.4780	1232.	8434.
7	4631.	.5120	.4810	1238.	8434.
8	4856.	.4890	.5010	1256.	8434.
9	4856.	.4940	.5050	1275.	8434.
10	4712.	.5080	.4980	1270.	8434.
11	4612.	.4310	.4870	1261.	8434.
12	4860.	.5200	.5050	-1279.	8434.
13	4678.	.4680	.5020	1233.	8434.
14	4584.	.4280	.4820	1231.	8434.
15	4675.	.5070	.4850	1251.	8434.
16	4825.	.4700	.4970	1251.	8434.
17	4815.	.5470	.5040	1215.	8434.
18	4722.	.4280	.5030	1240.	8434.
19	-4500.	.4280	.4830	1221.	8434.
20	-4500.	.4590	.4830	1240.	8434.
21	4889.	.5210	-.5170	1257.	8434.

NOTE- MINUS SIGNS DENOTE OUTLYING VALUES

JT8D-7 • 1200 HOUR TEST SERIES •

---

MODE 5

UNIT	CO2 CONC PER CENT	CO CONC PPM	HC CONC PPM	NO CONC PPM	NOX CONC PPM
2	.927	-43.7	2.0	22.1	26.1
3	1.065	18.6	1.6	27.2	32.0
4	.965	17.4	1.7	27.0	31.9
5	1.006	20.6	2.3	25.7	30.9
6	1.032	16.1	2.3	25.1	30.6
7	1.042	19.5	1.1	29.6	32.7
8	.995	17.3	1.2	26.9	30.5
9	1.007	16.4	1.2	26.0	30.4
10	1.034	19.3	1.4	26.8	31.5
11	.875	16.9	1.7	21.9	26.3
12	1.057	19.1	1.7	24.3	29.3
13	.960	17.7	.8	25.9	28.9
14	.876	18.4	.8	21.6	26.9
15	1.036	19.6	1.8	28.5	32.2
16	.961	20.4	1.4	24.8	29.3
17	1.119	17.7	1.0	28.3	32.3
18	.871	19.3	1.2	22.0	27.1
19	.873	17.2	.8	24.6	26.6
20	.935	16.4	.9	23.9	29.3
21	1.078	13.0	1.9	24.7	27.6

NOTE- MINUS SIGNS DENOTE OUTLYING VALUES

JT8D-7 • 1200 HOUR TEST SERIES •

---

MODE 5

UNIT	CO2 EI LB/KLB FU	CO EI LB/KLB FU	HC EI LB/KLB FU	NO EI LB/KLB FU	NOX EI LB/KLB FU	SMK NUMER FRONT SIDE
2	-3137.	-9.40	.73	7.80	9.24	25.00
3	3147.	3.51	.53	8.41	9.90	23.47
4	3149.	3.62	.60	9.20	10.87	24.61
5	3147.	4.10	.79	8.40	10.12	25.91
6	3149.	3.12	.76	8.00	9.75	23.82
7	3142.	3.75	.37	9.32	10.32	25.33
8	3143.	3.47	.40	8.82	10.08	25.07
9	3143.	3.26	.40	8.48	9.91	25.49
10	3149.	3.74	.47	8.53	10.04	-14.29
11	3148.	3.86	.68	8.24	9.90	18.85
12	3149.	3.63	.55	7.57	9.13	28.87
13	3154.	3.70	.30	8.88	9.93	28.33
14	3153.	4.22	.32	8.12	10.10	23.01
15	3144.	3.79	.61	9.04	10.21	25.36
16	3143.	4.24	.51	8.48	10.02	23.92
17	3146.	3.16	.31	8.32	9.49	27.32
18	3145.	4.45	.45	8.32	10.22	21.14
19	3153.	3.95	.32	9.31	10.05	22.73
20	3147.	3.52	.34	8.41	10.32	25.29
21	3150.	2.41	.62	7.56	8.44	-31.37

NOTE - MINUS SIGNS DENOTE OUTLYING VALUES

JTAD-7 • 1200 HOUR TEST SERIES •

---

MODE 5

UNIT	FCO X100	FHC X100	FNO X100	STD FCO X100	STD FHC X100	STD FNO X100
2	28.7460	28.7460	56.3730	31.6180	31.6180	65.5420
3	28.9430	28.9430	54.6490	31.9140	31.9140	63.4930
4	29.1670	29.1670	57.3330	33.1790	33.1790	66.7960
5	34.3890	34.3890	-62.9080	-39.2870	-39.2870	-73.4200
6	31.2070	31.2070	58.8310	33.1960	33.1960	65.8800
7	29.9900	29.9900	56.3270	32.4730	32.4730	64.6650
8	32.4770	32.4770	59.9810	35.1760	35.1760	68.9140
9	29.5400	29.5400	56.3270	31.9620	31.9620	64.6650
10	32.8700	32.8700	58.2980	36.3580	36.3580	69.5610
11	30.7450	30.7450	58.2980	33.8750	33.8750	69.5610
12	31.5920	31.5920	56.5100	34.9380	34.9380	67.3970
13	28.6800	28.6800	53.3800	30.6910	30.6910	63.9730
14	27.7340	27.7340	53.4260	29.6070	29.6070	63.9730
15	32.7590	32.7590	58.3510	35.1590	35.1590	68.1840
16	34.9900	34.9900	-62.0840	37.5330	37.5330	-72.5780
17	32.3060	32.3060	56.5600	34.6980	34.6980	66.0560
18	27.6970	27.6970	54.7430	30.3210	30.3210	64.9260
19	30.5660	30.5660	58.2890	33.5070	33.5070	69.1910
20	31.3920	31.3920	58.2890	34.4620	34.4620	69.1910
21	32.4300	32.4300	57.0230	33.4640	33.4640	65.5610

NOTE- MINUS SIGNS DENOTE OUTLYING VALUES

JT8D-7 • 1200 HOUR TEST SERIES •

MODE 5

UNIT	NREC LB/KLB	CI FU	NREC LB/KLB	HC FU	EI	NRE LB/KLB	CNO FU	EI	NR LB/KLB	CNOX FU	EI	SMK CORRECTED	NUMFR
2		-8.55		.66			9.74			11.54			25.00
3		3.18		.48			10.49			12.36			23.47
4		3.18		.53			11.51			-13.60			24.61
5		3.59		.69			10.53			12.68			25.91
6		2.93		.71			9.62			11.72			23.82
7		3.46		.34			11.50			12.73			25.33
8		3.20		.37			10.96			12.43			25.97
9		3.01		.37			10.46			12.22			25.49
10		3.38		.43			10.94			12.86			27.78
11		3.51		.62			10.56			12.69			18.85
12		3.28		.50			9.69			11.69			28.87
13		3.45		.28			11.42			12.78			28.33
14		3.95		.30			10.45			12.99			23.01
15		3.53		.56			11.35			12.81			25.36
16		3.95		.48			10.65			12.58			23.92
17		2.94		.29			10.43			11.90			27.32
18		4.06		.42			10.60			13.02			21.14
19		3.60		.29			11.86			12.81			22.73
20		3.21		.31			10.73			13.16			25.29
21		2.34		.60			9.34			10.42			-31.37

NOTE - MINUS SIGNS DENOTE OUTLYING VALUES

JT8D-7 • 1200 HOUR TEST SERIES •

MODE 6

UNIT	N1 SPEED PER CENT	N2 SPEED PER CENT	CORR N1 PER CENT	CORR N2 PER CENT
2	60.00	76.50	60.80	77.52
3	61.00	76.00	61.81	77.81
4	62.00	76.50	63.04	77.79
5	60.00	77.00	61.01	78.29
6	60.00	77.00	60.50	77.64
7	62.00	77.00	62.67	77.83
8	62.00	78.00	62.67	-78.84
9	61.50	77.00	62.16	77.83
10	61.50	77.50	62.27	78.47
11	60.00	76.50	60.75	77.46
12	62.00	77.00	62.78	77.96
13	-59.00	76.00	59.52	76.67
14	60.00	76.00	60.53	76.67
15	62.00	77.50	62.54	78.18
16	60.00	77.50	60.53	78.18
17	60.00	76.00	60.53	76.67
18	60.50	76.50	61.20	77.38
19	58.50	76.50	60.19	77.38
20	59.50	77.00	60.19	77.89
21	60.90	77.30	61.14	77.60

NOTE- MINUS SIGNS DENOTE OUTLYING VALUES

JT8D-7 • 1200 HOUR TEST SERIES •

MONF 6

UNIT	FUEL FLOW LRM/HR	CB F/A X100	PERF F/A X100	TT7 DEG R	EPR	THRUST LAF
2	2400.	.2160	.3400	1068.	1.230	4219.
3	-2000.	.3010	-.2770	1086.	1.230	4217.
4	2425.	.2140	.3560	1086.	1.230	4243.
5	2425.	.2420	.3420	1086.	1.230	4242.
6	2425.	.2690	.3490	1086.	1.230	4242.
7	2550.	.2810	.3500	1086.	1.230	4229.
8	2600.	.2370	.3560	1095.	1.230	4229.
9	2600.	.2540	.3600	1104.	1.230	4229.
10	2570.	.2620	.3570	1104.	1.230	4261.
11	2350.	.2100	-.3360	1086.	1.230	4261.
12	2620.	.3060	.3600	1104.	1.230	4261.
13	2400.	.2050	.3540	1068.	1.230	4263.
14	2350.	.2130	.3390	1077.	1.230	4257.
15	2540.	.2680	.3530	1104.	1.230	4266.
16	2440.	.2250	.3520	-1050.	1.230	4264.
17	2460.	.2840	.3550	-1050.	1.230	4264.
18	2520.	.2150	.3590	1077.	1.230	4279.
19	2300.	.2340	-.3350	-1050.	1.230	4279.
20	2320.	.2350	.3380	1068.	1.230	4279.
21	2550.	.2580	.3660	-1194.	1.230	4273.

NOTE- MINUS SIGNS DENOTE OUTLYING VALUES

JT8D-7 • 1200 HOUR TEST SERIES •

---

MODE 6

UNIT	CORR FU FL LBM/HR	COR CB F/A X100	COR PF F/A X100	CORR TT7 DEG R	COR THRUST LBF
2	2403.	.2220	.3490	1096.	4280.
3	-2003.	.3090	-.2850	1115.	4280.
4	2604.	.2210	.3680	1122.	4280.
5	2406.	.2500	.3540	1122.	4280.
6	2427.	.2730	.3550	1104.	4280.
7	2553.	.2870	.3570	1109.	4280.
8	2603.	.2420	.3640	1118.	4280.
9	2603.	.2600	.3680	1128.	4280.
10	2549.	.2690	.3660	1132.	4280.
11	2331.	.2150	.3450	1113.	4280.
12	2599.	.3140	.3700	1132.	4280.
13	2349.	.2090	.3600	1087.	4280.
14	2342.	.2160	.3450	1096.	4280.
15	2526.	.2730	.3590	1123.	4280.
16	2428.	.2290	.3590	1068.	4280.
17	2448.	.2890	.3620	1068.	4280.
18	2492.	.2200	.3680	1102.	4280.
19	-2275.	.2400	.3430	1074.	4280.
20	-2294.	.2400	.3460	1092.	4280.
21	2544.	.2600	.3690	-1203.	4280.

NOTE- MINUS SIGNS DENOTE OUTLYING VALUES

JTAD-7 • 1200 HOUR TEST SERIES •

MODE 6

UNIT	CO2 CONC PER CENT	CO CONC PPM	HC CONC PPM	NO CONC PPM	NOX CONC PPM
2	.464	-47.8	3.3	5.3	10.2
3	.622	37.0	3.3	7.9	14.3
4	.443	23.2	2.5	7.6	13.4
5	.499	35.3	4.3	6.7	12.4
6	.556	24.0	3.5	7.8	13.3
7	.581	32.2	2.2	10.3	14.8
8	.491	24.3	1.9	8.0	12.3
9	.526	24.7	1.8	7.9	13.0
10	.542	30.0	2.6	8.3	12.6
11	.474	30.1	3.3	5.0	9.9
12	.634	34.1	3.2	7.8	13.4
13	.425	28.4	2.0	6.9	11.0
14	.440	29.2	1.8	6.2	11.8
15	.554	30.8	2.7	9.3	14.6
16	.464	29.1	2.6	6.3	11.5
17	.587	35.9	2.2	6.9	13.0
18	.444	29.0	2.1	6.6	12.5
19	.485	29.2	1.7	6.7	12.4
20	.485	27.4	1.8	6.5	12.5
21	.535	22.3	2.9	6.2	9.4

NOTE- MINUS SIGNS DENOTE OUTLYING VALUES

JT8D-7 • 1200 HOUR TEST SERIES •

---

MODE 6

UNIT	CO2 EI LB/KLB FU	CO EI LB/KLB FU	HC EI LB/KLB FU	NO EI LB/KLB FU	NOX EI LB/KLB FU	SMK NIMBER FRONT SIDE
2	-3113.	-21.32	2.51	3.88	7.51	8.40
3	3130.	11.86	1.82	4.16	7.53	8.98
4	3134.	10.46	1.97	5.64	-9.92	8.37
5	3126.	14.08	2.91	4.42	8.13	10.72
6	3134.	10.03	2.15	4.57	7.84	9.32
7	3128.	11.03	1.32	5.81	8.32	12.24
8	3130.	9.88	1.30	5.33	8.21	9.49
9	3131.	9.37	1.16	4.94	8.11	8.83
10	3134.	11.02	1.63	5.02	7.63	11.30
11	3127.	13.82	2.58	3.76	7.48	6.82
12	3134.	10.75	1.70	4.03	6.92	-13.16
13	3135.	13.36	1.59	5.30	8.49	10.26
14	3136.	13.25	1.37	4.62	-8.76	8.42
15	3129.	11.06	1.66	5.48	-8.61	10.32
16	3127.	12.48	1.88	4.44	8.11	8.95
17	3129.	12.16	1.29	3.85	7.25	10.26
18	3129.	12.99	1.63	4.85	-9.19	6.56
19	3138.	12.03	1.18	4.56	8.39	7.32
20	3132.	11.27	1.27	4.35	8.44	9.03
21	3138.	8.33	1.88	3.81	5.74	-13.16

NOTE- MINUS SIGNS DENOTE OUTLYING VALUES

JT8D-7 • 1200 HOUR TEST SERIES •

MODE 6

UNIT	FCO X100	FHC X100	FNO X100	STD FCO X100	STD FHC X100	STD FNO X100
2	10.6490	10.6490	33.3730	11.4570	11.4570	38.5020
3	10.7760	10.7760	32.4190	11.6230	11.6230	37.3790
4	10.6490	10.6490	33.9610	11.7660	11.7660	39.1810
5	11.4090	11.4090	35.0850	12.6300	12.6300	40.4960
6	11.4590	11.4590	34.9220	12.0160	12.0160	38.8060
7	11.6320	11.6320	34.4310	12.3750	12.3750	39.2950
8	12.4710	12.4710	-36.7200	-13.2620	-13.2620	-41.9380
9	11.4200	11.4200	34.4310	12.1380	12.1380	39.2950
10	12.0370	12.0370	34.5810	13.0250	13.0250	40.9590
11	10.5210	10.5210	32.4250	11.3490	11.3490	38.3740
12	11.8010	11.8010	33.4820	12.7840	12.7840	39.6410
13	9.9850	9.9850	30.7340	10.5180	10.5180	36.6340
14	10.0440	10.0440	30.7600	10.5720	10.5720	36.6340
15	12.0070	12.0070	34.5810	12.6910	12.6910	40.2030
16	11.6600	11.6600	34.5910	12.3060	12.3060	40.2030
17	10.5230	10.5230	31.5480	11.1110	11.1110	36.6340
18	10.5160	10.5160	32.4230	11.3080	11.3080	38.2030
19	10.6490	10.6490	32.4280	11.4590	11.4590	38.2030
20	11.1860	11.1860	33.4670	12.0430	12.0430	39.4420
21	11.5800	11.5800	33.7420	11.8630	11.8630	38.7060

NOTE- MINUS SIGNS DENOTE OUTLYING VALUES

JT8D-7 • 1200 HOUR TEST SERIES •

MODE 6

UNIT	NREC CO EI LB/KLB FU	NREC HC EI LB/KLB FU	NRE CNO EI LB/KLB FU	NR CNOX EI LB/KLB FU	SMK NUMBER CORRECTED
2	-19.82	2.33	4.81	9.31	8.40
3	11.00	1.69	5.15	9.33	8.98
4	9.46	1.78	6.99	-12.29	8.37
5	12.72	2.63	5.48	10.07	10.72
6	9.56	2.05	5.47	9.38	9.33
7	10.37	1.24	7.12	10.20	12.24
8	9.29	1.23	6.53	10.07	9.49
9	8.81	1.09	6.05	9.94	8.83
10	10.18	1.51	6.38	9.71	11.30
11	12.81	2.39	4.78	9.51	6.82
12	9.92	1.57	5.12	8.80	13.16
13	12.68	1.51	6.79	-10.87	10.26
14	12.59	1.30	5.91	-11.21	8.42
15	10.46	1.57	6.84	-10.75	10.32
16	11.83	1.78	5.55	10.13	8.95
17	11.52	1.22	4.80	9.04	10.26
18	12.08	1.51	6.14	-11.63	6.56
19	11.18	1.10	5.77	-10.61	7.32
20	10.46	1.18	5.51	-10.68	9.03
21	8.13	1.84	4.69	7.08	13.16

NOTE- MINUS SIGNS DENOTE OUTLYING VALUES

JT8D-7 • 1200 HOUR TEST SERIES •

MODE 7

UNIT	N1 SPEED PER CENT	N2 SPEED PER CENT	CORR N1 PER CENT	CORR N2 PER CENT
2	36.50	60.00	36.98	60.80
3	37.00	60.00	37.49	60.80
4	37.00	60.00	37.62	61.01
5	36.00	60.00	36.60	61.01
6	36.00	60.00	36.30	60.50
7	37.00	60.00	37.40	60.65
8	36.50	60.00	36.89	60.65
9	36.50	60.00	36.89	60.65
10	37.00	61.00	37.46	61.76
11	35.00	60.00	35.44	60.75
12	37.00	60.00	37.46	60.75
13	35.00	58.00	35.31	58.51
14	34.00	-57.00	34.30	-57.50
15	36.00	60.00	36.32	60.53
16	36.00	60.00	36.32	60.53
17	36.50	60.00	36.82	60.53
18	36.10	59.50	36.52	60.19
19	35.70	59.50	36.11	60.19
20	35.80	60.00	36.21	60.69
21	35.00	60.00	35.14	60.23

NOTE- MINUS SIGNS DENOTE OUTLYING VALUES

JT8D-7 • 1200 HOUR TEST SERIES •

MODE 7

UNIT	FUEL FLOW LBM/HR	CB F/A X100	PERF F/A X100	TT7 DEG R	EPR	THRUST LAF
2	1250.	.2600	.3020	-1050.	1.070	1328.
3	1255.	.3090	.3010	1122.	1.060	1328.
4	1250.	.2400	.3000	1104.	1.070	1349.
5	1250.	.2830	.3040	1104.	1.060	1349.
6	1260.	.2970	.3110	1122.	1.070	1318.
7	1275.	.2690	.3080	1122.	1.060	1323.
8	1225.	.2640	.2980	1104.	1.060	1323.
9	1250.	.2790	.3040	1095.	1.070	1323.
10	1280.	.2920	.3110	1140.	1.060	-1400.
11	1150.	-.1890	.2870	1104.	1.070	1339.
12	1220.	.3400	.2960	1149.	1.060	1339.
13	1200.	.2470	.3010	1104.	1.050	1224.
14	1120.	.2270	-.2860	1104.	1.060	-1174.
15	1240.	.2980	.3070	1122.	1.050	1327.
16	1250.	.2750	.3100	1104.	1.070	1327.
17	1250.	.2970	.3080	1104.	1.070	1327.
18	1280.	.2390	.3160	1113.	1.070	1311.
19	1175.	.2440	.2920	-1086.	1.070	1311.
20	1200.	.2560	.2980	1122.	1.070	1341.
21	1250.	.3010	.3170	1104.	1.050	1312.

NOTE- MINUS SIGNS DENOTE OUTLYING VALUES

JT8D-7 • 1200 HOUR TEST SERIES •

MODE 7

UNIT	CORR FU FL LBM/HR	COR CR F/A X100	COR PF F/A X100	CORR TT7 DEG R	COR THRUST LBF
2	1252.	.2670	.3100	-107A.	1348.
3	1257.	.3180	.3090	1152.	1348.
4	1240.	.2480	.3110	1141.	1360.
5	1240.	.2920	.3150	1141.	1360.
6	1261.	.3020	.3160	1140.	1330.
7	1277.	.2750	.3150	1146.	1339.
8	1227.	.2700	.3040	112A.	1339.
9	1252.	.2850	.3110	111A.	1339.
10	1270.	.2990	.3190	-116A.	1406.
11	1141.	-.1940	.2940	1132.	1345.
12	1210.	-.3480	.3040	-117A.	1345.
13	1194.	.2520	.3070	1123.	122A.
14	1116.	.2310	.2910	1123.	-1180.
15	1233.	.3030	.3130	1142.	1332.
16	1244.	.2800	.3150	1123.	1332.
17	1244.	.3020	.3130	1123.	1332.
18	1266.	.2450	.3240	113A.	1311.
19	1162.	.2500	.2990	1111.	1311.
20	1187.	.2610	.3050	114A.	1341.
21	1247.	.3030	.3190	1112.	1314.

NOTE- MINUS SIGNS DENOTE OUTLYING VALUES

JT80-7 • 1200 HOUR TEST SERIES •

MODE 7

UNIT	CO2 CONC PER CENT	CO CONC PPM	HC CONC PPM	NO CONC PPM	NOX CONC PPM
2	.531	84.5	7.4	3.0	8.1
3	.629	108.9	14.3	2.5	9.3
4	.490	74.5	7.5	3.5	-10.2
5	.574	104.1	14.7	3.3	9.4
6	.609	83.9	9.0	3.6	10.0
7	.547	89.6	9.2	4.4	9.7
8	.540	81.2	7.6	3.7	8.6
9	.569	79.8	7.1	3.7	9.1
10	.597	87.4	9.1	4.3	8.9
11	-.387	56.5	6.3	1.8	6.2
12	.606	99.7	8.9	3.3	9.2
13	.506	83.3	7.6	4.0	8.5
14	.460	93.4	12.2	2.8	8.6
15	.605	104.7	11.7	3.9	-10.6
16	.558	104.0	12.1	2.9	8.8
17	.609	76.2	5.7	3.6	9.7
18	.484	96.1	12.3	3.0	9.2
19	.499	82.7	7.5	3.2	9.1
20	.522	79.8	7.5	3.1	9.5
21	.612	99.1	15.9	2.1	6.2

NOTE- MINUS SIGNS DENOTE OUTLYING VALUES

JT80-7 • 1200 HOUR TEST SERIES •

MODE 7

UNIT	CO2 EI LB/KLB FU	CO EI LB/KLB FU	HC EI LB/KLB FU	NO EI LB/KLB FU	NOX EI LB/KLB FU	SMK NUMBR FRONT SIDE
2	3091.	31.35	4.70	1.82	4.92	2.09
3	3079.	33.89	7.67	1.29	4.74	2.60
4	3095.	29.94	5.18	2.28	-6.71	1.97
5	3077.	35.49	8.58	1.83	5.28	2.73
6	3099.	27.18	4.99	1.94	5.34	2.61
7	3083.	32.10	5.69	2.62	-5.68	2.24
8	3090.	29.58	4.77	2.22	5.15	1.94
9	3094.	27.59	4.24	2.09	5.18	1.69
10	3096.	28.84	5.15	2.35	4.85	1.43
11	3096.	28.76	5.53	1.54	5.23	1.32
12	3100.	28.27	4.34	1.55	4.29	1.96
13	3095.	32.48	5.10	2.53	-5.47	1.45
14	3074.	-39.68	8.90	1.94	-5.99	2.35
15	3080.	33.91	6.53	2.08	-5.61	.78
16	3074.	36.44	7.30	1.70	5.07	2.36
17	3104.	24.73	3.16	1.91	5.18	.52
18	3069.	-38.76	8.51	1.96	-6.11	1.56
19	3095.	32.65	5.07	2.09	-5.87	1.05
20	3093.	30.21	4.85	1.92	-5.88	1.58
21	3082.	31.74	8.77	1.09	3.27	2.22

NOTE- MINUS SIGNS DENOTE OUTLYING VALUES

JT8D-7 • 1200 HOUR TEST SERIES •

MODE 7

UNIT	FCO X100	FHC X100	FNO X100	STD FCO X100	STD FHC X100	STD FNO X100
2	3.9770	3.0590	14.7990	4.2310	3.2440	16.8A30
3	3.9780	3.1410	14.8020	4.2310	3.3360	16.8A30
4	3.9740	2.9980	14.9580	4.2840	3.2500	17.0120
5	3.9340	3.0660	14.9590	4.2840	3.3290	17.0120
6	3.9970	3.1320	15.0970	4.1560	3.2520	16.7030
7	3.9880	3.0790	14.8540	4.1930	3.2300	16.7930
8	3.9880	3.0720	14.8540	4.1930	3.2230	16.7930
9	3.9880	3.0950	14.8540	4.1930	3.2480	16.7930
10	4.1960	3.2730	14.9220	4.4820	3.4890	17.4800
11	3.9520	2.9310	14.3950	4.2190	3.1130	16.8560
12	3.9520	3.1730	14.3950	4.2190	3.3850	16.8560
13	3.5230	2.7040	13.1290	3.6840	2.8210	15.5300
14	-3.3200	-2.5300	-12.6740	-3.4660	-2.6340	-14.9740
15	3.9770	3.1160	14.4980	4.1640	3.2580	16.7210
16	3.9780	3.0800	14.5020	4.1640	3.2180	16.7210
17	3.9780	3.1160	14.5020	4.1640	3.2570	16.7210
18	3.8310	2.9170	14.1580	4.0790	3.0960	16.5150
19	3.8310	2.9250	14.1580	4.0790	3.1050	16.5150
20	3.9480	3.0280	14.4160	4.2040	3.2150	16.8200
21	4.0090	3.1420	14.4710	4.0910	3.2040	16.5440

NOTE- MINUS SIGNS DENOTE OUTLYING VALUES

JTAD-7 • 1200 HOUR TEST SERIES •

---

MODE 7

UNIT	NREC CO EI LB/KLB FU	NREC HC EI LB/KLB FU	NRE CNO EI LA/KLB FU	NR CNOX EI LB/KLB FU	SMK NUMBER CORRECTED
2	29.47	4.44	2.23	6.03	2.09
3	31.86	7.22	1.58	5.81	2.60
4	27.49	4.78	2.78	-8.19	1.97
5	32.59	7.91	2.24	6.45	2.73
6	26.14	4.81	2.30	6.34	2.61
7	30.53	5.42	3.18	-6.90	2.24
8	28.13	4.54	2.69	6.25	1.80
9	26.24	4.04	2.54	6.29	1.69
10	26.99	4.83	2.96	6.10	1.43
11	26.94	5.21	1.94	6.57	1.32
12	26.48	4.06	1.95	5.39	1.96
13	31.07	4.89	3.21	-6.95	1.45
14	38.01	8.54	2.46	-7.61	2.35
15	32.39	6.25	2.58	-6.95	.78
16	34.82	6.99	2.10	6.28	2.36
17	23.63	3.02	2.37	6.42	.52
18	36.40	8.02	2.45	-7.66	1.56
19	30.67	4.78	2.62	-7.35	1.05
20	28.28	4.56	2.40	-7.37	1.58
21	31.11	8.60	1.34	4.02	2.22

NOTE- MINUS SIGNS DENOTE OUTLYING VALUES

AD-A070 575

NORTHERN RESEARCH AND ENGINEERING CORP CAMBRIDGE MASS  
TIME DEGRADATION FACTORS FOR TURBINE ENGINE EXHAUST EMISSIONS. --ETC(U)  
MAY 78

F/G 13/2

DOT-FA74NA-1100

UNCLASSIFIED

NREC-1238-8

FAA-RD-78-56-3

NL

3 OF 4  
AD  
A070575



JT8D-7 • 1200 HOUR TEST SERIES •

---

MODE 8

UNIT	N1 SPEED PER CENT	N2 SPEED PER CENT	CORR N1 PER CENT	CORR N2 PER CENT
2	33.50	57.00	33.94	57.76
3	33.00	56.00	33.44	56.74
4	31.00	54.50	31.52	55.42
5	32.00	56.00	32.54	56.94
6	32.50	56.00	32.77	56.46
7	33.50	56.00	33.86	56.60
8	32.50	56.00	32.85	56.60
9	33.00	56.50	33.36	57.11
10	36.00	59.00	-36.45	59.74
11	32.00	56.00	32.42	56.70
12	35.00	58.00	35.44	58.73
13	30.00	53.50	30.26	53.97
14	-29.00	-51.00	-29.25	-51.45
15	34.50	58.50	34.80	59.01
16	32.00	56.00	32.28	56.49
17	34.00	57.00	34.30	57.50
18	32.70	55.00	33.08	55.63
19	32.70	56.70	33.08	57.35
20	33.50	57.50	33.89	58.16
21	33.50	58.00	33.63	58.22

NOTE- MINUS SIGNS DENOTE OUTLYING VALUES

JT8D-7 • 1200 HOUR TEST SERIES •

MODE 8

UNIT	FUEL FLOW LBM/HR	CR F/A X100	PERF F/A X100	TT7 DEG R	EPR	THRUST LBF
2	1140.	.2550	.2920	-1077.	-1.070	1175.
3	1120.	.3220	.2940	1140.	1.060	1127.
4	1080.	.2530	.3120	1140.	1.060	1071.
5	1125.	.2930	.3090	1140.	1.050	1143.
6	1125.	.3000	.3080	1122.	1.060	1120.
7	1125.	.2830	.2910	1104.	1.050	1123.
8	1100.	.2710	.2980	1122.	1.050	1123.
9	1125.	.2800	.2980	-1095.	1.060	1147.
10	1230.	.2900	.3030	1131.	1.050	-1282.
11	1020.	-.2050	.2840	1104.	1.060	1137.
12	1150.	-.3440	.2870	1149.	1.050	1234.
13	1035.	.2740	.3240	1140.	1.040	1035.
14	1090.	.2620	.3310	1158.	1.040	-984.
15	1150.	.2930	.2930	1122.	1.050	1249.
16	1100.	.2800	.3100	1104.	-1.030	1127.
17	1160.	.3030	.2970	-1086.	-1.070	1176.
18	1090.	.2620	.2950	1140.	1.050	1090.
19	1090.	.2580	.2950	1104.	-1.070	1173.
20	1110.	.2720	.2900	1113.	1.060	1211.
21	1200.	.3050	.3190	1104.	1.050	1213.

NOTE- MINUS SIGNS DENOTE OUTLYING VALUES

JTAD-7 • 1200 HOUR TEST SERIES •

MODE B

UNIT	CORR FU FL LBM/HR	COR CR F/A X100	COR PF F/A X100	CORR TT7 DEG R	COR THRUST LBF
2	1141.	.2620	.3000	1105.	1192.
3	1122.	.3300	.3010	1170.	1144.
4	1071.	.2620	.3230	117A.	1080.
5	1116.	.3030	.3190	117A.	1153.
6	1126.	.3050	.3130	1140.	1130.
7	1126.	.2890	.2970	112A.	1137.
8	1101.	.2770	.3050	1146.	1137.
9	1126.	.2860	.3040	111A.	1161.
10	1220.	.2970	.3100	1159.	-1297.
11	1012.	-.2100	.2910	1132.	1142.
12	1141.	-.3530	.2940	117A.	1239.
13	1070.	.2790	.3300	1160.	1039.
14	997.	.2670	-.3370	117A.	-946.
15	1154.	.2980	.2990	1142.	1253.
16	1094.	.2850	.3150	1123.	1132.
17	1154.	.3080	.3020	1105.	1180.
18	107A.	.2690	.3020	1166.	1090.
19	107A.	.2640	.3020	1129.	1173.
20	109A.	.2780	.2960	113A.	1212.
21	1197.	.3080	.3210	1112.	1215.

NOTE- MINUS SIGNS DENOTE OUTLYING VALUES

JT80-7 • 1200 HOUR TEST SERIES •

MODE 8

UNIT	CO2 CONC PER CENT	CO CONC PPM	HC CONC PPM	NO CONC PPM	NOX CONC PPM
2	.521	88.0	8.3	2.4	7.4
3	.648	150.6	23.2	1.6	8.5
4	.513	110.0	14.3	2.7	9.5
5	.592	124.7	18.2	2.7	9.2
6	.609	111.2	14.2	2.7	9.2
7	.572	119.6	15.1	3.5	9.3
8	.549	106.5	13.0	2.6	8.2
9	.569	96.6	9.3	2.8	8.3
10	.592	89.8	9.3	3.8	8.7
11	-.418	71.5	8.7	1.4	5.8
12	-.703	117.9	9.6	2.9	9.2
13	.554	124.0	15.3	3.4	8.2
14	.524	-152.7	24.7	2.3	8.6
15	.593	116.7	14.5	3.3	-10.3
16	.563	131.8	18.5	2.1	8.2
17	.619	95.4	8.5	2.8	9.1
18	.526	140.2	20.8	2.4	8.9
19	.525	96.9	9.8	2.8	8.7
20	.553	99.8	11.7	2.6	9.2
21	.619	114.3	21.1	1.6	6.1

NOTE- MINUS SIGNS DENOTE OUTLYING VALUES

JTAD-7 • 1200 HOUR TEST SERIES •

---

MODE 8

UNIT	CO2 EI LA/KLA FU	CO EI LA/KLA FU	HC EI LB/KLA FU	NO EI LA/KLA FU	NOX EI LA/KLB FU	SMK NIMBER FRONT SIDE
2	3047.	33.20	5.38	1.47	4.57	2.47
3	3050.	45.10	11.95	.81	4.16	-3.47
4	3064.	41.85	9.38	1.67	-5.95	1.32
5	3063.	41.03	10.30	1.45	4.95	1.97
6	3078.	35.77	7.84	1.43	4.89	2.74
7	3061.	40.75	8.83	1.96	-5.21	-3.77
8	3068.	37.87	7.92	1.50	4.80	1.17
9	3082.	33.32	5.48	1.56	4.72	1.32
10	3094.	29.87	5.32	2.06	4.76	.76
11	3084.	33.58	7.06	1.09	4.49	-0.00
12	3091.	33.00	4.59	1.33	4.21	2.22
13	3067.	43.64	9.25	1.96	4.72	-3.63
14	-3029.	-56.15	15.58	1.39	-5.17	.79
15	3069.	38.42	8.18	1.81	-5.55	1.96
16	3050.	45.42	10.92	1.16	4.65	.78
17	3091.	30.34	4.66	1.48	4.77	1.57
18	3037.	-51.46	13.10	1.44	-5.40	.91
19	3086.	36.22	6.32	1.71	-5.33	1.82
20	3078.	35.38	7.13	1.52	-5.38	1.05
21	3068.	36.07	11.43	.81	3.14	1.31

NOTE- MINUS SIGNS DENOTE OUTLYING VALUES

JTAD-7 • 1200 HOUR TEST SERIES •

---

MODE 8

UNIT	FCO X100	FMC X100	FNO X100	STD FCO X100	STD FMC X100	STD FNO X100
2	3.3160	2.5670	13.2660	3.5210	2.7170	15.1140
3	3.1370	2.5190	12.8340	3.3280	2.6690	14.6130
4	2.8790	2.2440	12.4070	3.1220	2.4240	14.0690
5	3.0950	2.4520	12.9510	3.3590	2.6540	14.6950
6	3.1630	2.5080	13.1190	3.2840	2.6000	14.4980
7	3.1500	2.4780	12.8930	3.3050	2.5950	14.5560
8	3.1500	2.4630	12.8930	3.3050	2.5790	14.5560
9	3.2260	2.5300	13.0760	3.3860	2.6500	14.7650
10	3.7210	2.9150	13.8810	-3.9700	-3.1040	-16.2480
11	3.1140	2.3610	12.4850	3.3210	2.5030	14.5960
12	3.5000	2.8300	13.3760	3.7320	3.0160	15.6510
13	2.7870	2.1940	11.4160	2.9080	2.2860	13.4980
14	-2.5210	-1.9830	-10.7600	-2.6270	-2.0620	-12.6950
15	3.6300	2.8490	13.7220	3.7980	2.9760	15.8190
16	3.1470	2.4700	12.5980	3.2880	2.5760	14.5100
17	3.3160	2.6270	12.9980	3.4660	2.7430	14.9740
18	2.9710	2.3190	12.1570	3.1550	2.4570	14.1580
19	3.2320	2.5060	12.7820	3.4350	2.6570	14.8940
20	3.3920	2.6430	13.1590	3.6080	2.8040	15.3380
21	3.5500	2.8050	13.4500	3.6210	2.8590	15.3720

NOTE- MINUS SIGNS DENOTE OUTLYING VALUES

JTAD-7 • 1200 HOUR TEST SERIES •

MODE #

UNIT	NREC LA/KLA	CO FU	FI	NREC LB/KLB	MC FU	EI	NRE LA/KLA	CNO FII	EI	NR LB/KLA	CNOX FU	EI	SMK CORRECTED	NUMBER
2		31.27			5.08			1.80			5.59		2.47	
3		42.51			11.27			.99			5.09		-3.47	
4		38.60			8.68			2.04			-7.24		1.32	
5		37.80			9.51			1.76			-6.03		1.97	
6		34.46			7.56			1.69			5.80		2.18	
7		38.84			8.43			2.37			-6.31		-3.63	
8		36.10			7.56			1.82			5.82		.91	
9		31.74			5.24			1.90			5.72		1.32	
10		27.99			5.00			2.60			5.98		.78	
11		31.53			6.66			1.36			5.64		0.00	
12		30.94			4.31			1.67			5.29		2.22	
13		41.81			8.87			2.49			5.98		-3.07	
14		-53.90			14.99			1.76			-6.55		.79	
15		36.72			7.83			2.24			-6.87		1.96	
16		43.47			10.47			1.44			5.75		.78	
17		29.02			4.46			1.83			5.91		1.57	
18		48.45			12.36			1.83			-6.75		.91	
19		34.07			5.96			2.14			-6.67		1.82	
20		33.26			6.72			1.91			-6.74		1.05	
21		35.36			11.21			1.00			3.85		1.31	

NOTE - MINUS SIGNS DENOTE OUTLYING VALUES

JT8D-7 • 1800 HOUR TEST SERIES •

---

UNIT	TSO HR	TSR HR	AMB TEMP DFG R	AMB PRESS IN HG	AMB HUMID LB H2O/AIR
2	22992.	1790.	513.7	29.97	.006710
4	18747.	1818.	522.2	30.02	.008020
5	21431.	1821.	525.2	30.02	.009230
6	22559.	1813.	528.7	30.02	.009680
7	21412.	1805.	516.7	30.12	.007570
8	15539.	1805.	515.2	30.13	.007480
9	22053.	1805.	517.7	30.13	.007880
10	24287.	1797.	518.7	30.19	.006550
11	24374.	1797.	518.7	30.19	.006550
12	23019.	1797.	518.7	30.19	.006550
13	22521.	1816.	521.7	29.90	.008170
14	22639.	1816.	516.7	29.90	.007090
15	15360.	1829.	512.2	30.10	.007130
16	20115.	1710.	513.7	30.10	.007310
18	22257.	1840.	511.7	30.07	.005640
19	22543.	1840.	513.7	30.08	.005730
20	23620.	1840.	513.2	30.08	.005470
21	26216.	1860.	518.7	29.96	.008270

JTAD-7 • 1800 HOUR TEST SERIES •

MODE 1

UNIT	N1 SPEED PER CENT	N2 SPEED PER CENT	CORR N1 PER CENT	CORR N2 PER CENT
2	32.10	56.20	32.26	56.47
4	30.50	56.00	30.40	55.81
5	32.00	56.00	31.80	55.65
6	32.50	56.00	32.19	55.47
7	32.00	56.00	32.06	56.11
8	32.50	56.00	32.61	56.19
9	33.00	56.50	33.03	56.55
10	32.00	55.50	32.00	55.50
11	31.00	55.00	31.00	55.00
12	33.50	56.00	33.50	56.00
13	33.00	57.50	32.90	57.33
14	32.80	56.30	32.86	56.41
15	34.00	57.50	34.22	57.86
16	30.00	53.50	30.15	53.76
18	32.50	56.00	32.72	56.38
19	30.50	54.00	30.65	54.25
20	33.50	57.50	33.68	57.81
21	-38.00	-62.00	-38.00	-62.00

NOTE- MINUS SIGNS DENOTE OUTLYING VALUES

JT8D-7 • 1800 HOUR TEST SERIES •

MODE 1

UNIT	FUEL FLOW LBM/HR	CR F/A X100	PERF F/A X100	TT7 DEG R	EPR	THRUST LRF
2	1140.	.2970	.3230	1140.	1.050	1129.
4	1175.	.2920	-.3700	1176.	1.050	1095.
5	1175.	.3430	.3440	-1194.	1.050	1088.
6	1175.	.3340	.3390	1176.	1.060	1079.
7	1150.	.2730	.3290	1158.	1.045	1106.
8	1150.	.2880	.3190	1176.	1.050	1109.
9	1230.	.3190	.3350	1158.	1.060	1127.
10	1170.	.3390	.3350	1176.	1.050	1074.
11	1090.	.2510	.3290	1176.	1.060	1051.
12	1150.	-.3770	.3060	1176.	1.060	1098.
13	1110.	.2570	.3080	1122.	1.050	1173.
14	1120.	.2650	.3100	1140.	1.055	1128.
15	1250.	.3100	.3210	-1104.	1.050	1190.
16	1150.	.3320	-.3630	1140.	1.050	1029.
18	1150.	.2940	.3170	1149.	1.040	1121.
19	1050.	.3030	.3230	1140.	1.050	1040.
20	1150.	.3130	.3030	1122.	1.050	1189.
21	-1415.	.2870	.3470	1167.	-1.070	-1418.

NOTE- MINUS SIGNS DENOTE OUTLYING VALUES

JT8D-7 • 1800 HOUR TEST SERIES •

---

MODE 1

UNIT	CORR FU FL LRM/HR	COR CR F/A X100	COR PF F/A X100	CORR TT7 DEG R	COR THRUST LRF
2	1136.	.3000	.3260	1151.	1131.
4	1183.	.2900	-.3670	1168.	1099.
5	1186.	.3390	.3400	1179.	1091.
6	1190.	.3280	.3320	1153.	1082.
7	1155.	.2740	.3300	1162.	1113.
8	1154.	.2900	.3210	1184.	1117.
9	1237.	.3200	.3360	1160.	1135.
10	1181.	.3390	.3350	1176.	1084.
11	1100.	-.2510	.3290	1176.	1060.
12	1160.	-.3770	.3060	1176.	1108.
13	1112.	.2560	.3060	-1115.	1172.
14	1117.	.2660	.3110	1144.	1128.
15	1250.	.3140	.3250	-1118.	1197.
16	1151.	.3360	-.3670	1151.	1035.
18	1148.	.2980	.3210	1164.	1126.
19	1051.	.3060	.3260	1151.	1045.
20	1150.	.3160	.3070	1134.	1195.
21	-1417.	.2870	.3470	1167.	-1420.

NOTE - MINUS SIGNS DENOTE OUTLYING VALUES

JT80-7 • 1800 HOUR TEST SERIES •

MODE 1

UNIT	CO2 CONC PER CENT	CO CONC PPM	HC CONC PPM	NO CONC PPM	NOX CONC PPM
2	.606	100.0	13.5	1.5	5.8
4	.597	93.2	10.7	3.0	6.0
5	.698	127.2	19.1	2.9	6.7
6	.678	120.7	20.7	3.0	6.7
7	.552	108.7	16.0	2.1	4.7
8	.585	98.2	13.8	2.0	5.9
9	.650	106.2	15.0	2.4	5.5
10	.690	115.1	12.6	3.3	7.1
11	.510	79.8	12.3	3.0	5.1
12	-.772	114.8	11.2	3.4	8.0
13	.526	81.6	9.4	3.9	5.8
14	.540	101.4	12.1	2.4	5.6
15	.629	121.9	16.4	3.1	5.8
16	.663	-207.4	32.6	2.3	5.9
18	.594	135.0	23.7	2.0	5.6
19	.613	124.5	22.0	1.5	5.8
20	.637	106.1	17.5	2.4	6.6
21	.587	75.5	11.6	3.1	6.8

NOTE- MINUS SIGNS DENOTE OUTLYING VALUES

JTAD-7 • 1800 HOUR TEST SERIES •

MODE 1

UNIT	CO <sub>2</sub> EI LB/KLB FU	CO EI LB/KLB FU	HC EI LB/KLB FU	NO EI LB/KLB FU	NOX EI LB/KLB FU	SMK NIMMER FRONT SIDE
2	3086.	32.37	7.53	.79	3.11	1.57
4	3091.	30.72	6.07	1.60	3.26	1.96
5	3075.	35.67	9.22	1.32	3.10	2.60
6	3073.	34.82	10.24	1.42	3.15	.92
7	3066.	38.43	9.74	1.21	2.76	2.89
8	3060.	32.91	7.92	1.07	3.25	1.70
9	3082.	32.03	7.77	1.18	2.73	1.96
10	3083.	32.71	6.14	1.52	3.33	1.95
11	3081.	30.69	8.13	1.90	3.21	3.39
12	3092.	29.28	4.89	1.42	3.35	2.10
13	3096.	30.59	6.05	2.42	3.57	2.10
14	3082.	36.85	7.55	1.45	3.33	1.19
15	3074.	37.94	8.78	1.60	2.90	2.22
16	-3019.	-60.12	16.21	1.09	2.83	2.49
18	3054.	44.19	13.34	1.08	3.03	2.47
19	3065.	39.60	12.01	.80	3.04	1.96
20	3084.	32.69	9.28	1.23	3.34	2.22
21	3091.	25.30	6.70	1.72	3.73	1.32

NOTE- MINUS SIGNS DENOTE OUTLYING VALUES

JY8D-7 • 1800 HOUR TEST SERIES •

---

MODE 1

UNIT	FCO X100	FHC X100	FNO X100	STD FCO X100	STD FHC X100	STD FNO X100
2	3.2050	2.5340	12.6010	3.2850	2.5950	14.5020
4	3.2480	2.5550	12.3590	3.1820	2.5050	14.2710
5	3.2730	2.6430	12.1220	3.1580	2.5510	14.1650
6	3.3030	2.6510	12.0710	3.1300	2.5140	14.0900
7	3.2110	2.5050	12.4030	3.2280	2.5170	14.3520
8	3.1990	2.5160	12.4020	3.2410	2.5480	14.3450
9	3.2980	2.6320	12.5220	3.2980	2.6320	14.5350
10	3.1560	2.5500	12.5080	3.1350	2.5370	14.1030
11	3.0800	2.3800	12.3280	3.0590	2.3650	13.9010
12	3.2730	2.6640	12.6890	3.2110	2.6470	14.3070
13	3.4840	2.6800	12.8460	3.4310	2.6420	14.8940
14	3.2400	2.5160	12.5770	3.2750	2.5420	14.4750
15	3.4400	2.7290	13.0500	3.5430	2.8090	15.1730
16	2.8190	2.2830	11.5450	2.8780	2.3300	13.4040
18	3.1660	2.5020	12.7770	3.2710	2.5820	14.4640
19	2.8880	2.3010	12.0690	2.9510	2.3500	13.6040
20	3.4440	2.7360	13.4730	3.5310	2.8040	15.1420
21	-4.5500	-3.5160	-15.0770	-4.5460	-3.5130	-17.6290

NOTE- MINUS SIGNS DENOTE OUTLYING VALUES

JT80-7 • 1800 HOUR TEST SERIES

MODE 1

UNIT	NREC LB/KLR	CO FU	EI	NREC LB/KLR	HC FU	EI	NRE LB/KLR	CNO FU	EI	NR LB/KLR	CNOX FU	EI	SMK CORRECTED	NUMFR
2		31.58			7.35			.98			3.84		1.57	
4		31.76			6.19			1.98			4.03		1.68	
5		36.97			9.55			1.66			3.89		2.51	
6		36.74			10.82			1.78			3.95		.84	
7		38.23			9.69			1.50			3.42		2.89	
8		32.49			7.82			1.34			4.05		1.70	
9		32.04			7.77			1.48			3.41		1.96	
10		32.94			6.18			1.84			4.03		1.95	
11		30.90			8.19			2.71			3.88		2.53	
12		29.48			4.92			1.72			4.06		2.10	
13		31.06			6.13			3.02			4.44		2.02	
14		36.45			7.47			1.79			4.11		1.19	
15		36.83			8.53			1.99			3.69		2.17	
16		-58.88			15.88			1.36			3.53		2.49	
18		42.78			12.93			1.31			3.68		2.47	
19		38.76			11.77			.97			3.68		1.96	
20		31.89			9.06			1.48			4.03		1.85	
21		25.72			6.71			2.01			4.36		1.32	

NOTE- MINUS SIGNS DENOTE OUTLYING VALUES

JT8D-7 • 1800 HOUR TEST SERIES •

---

MODE 2

UNIT	N1 SPEED PER CENT	N2 SPEED PER CENT	CORR N1 PER CENT	CORR N2 PER CENT
2	36.00	60.00	36.17	60.29
4	36.50	60.00	36.38	59.80
5	36.00	60.00	35.78	59.63
6	36.50	60.00	36.15	59.43
7	38.00	60.00	38.07	60.12
8	36.20	60.00	36.32	60.20
9	36.90	60.00	36.94	60.06
10	36.50	60.00	36.50	60.00
11	36.50	60.00	36.50	60.00
12	37.50	60.00	37.50	60.00
13	36.00	60.00	35.90	59.83
14	36.20	60.00	36.27	60.12
15	36.00	60.00	36.23	60.38
16	36.00	60.00	36.17	60.29
18	36.50	60.20	36.75	60.61
19	35.80	60.00	35.97	60.29
20	35.50	60.00	35.69	60.32
21	38.00	-62.00	38.00	-62.00

NOTE- MINUS SIGNS DENOTE OUTLYING VALUES

JT8D-7 • 1800 HOUR TEST SERIES •

MODE 2

UNIT	FUEL FLOW LBM/HR	CR F/A X100	PERF F/A X100	TT7 DEG R	EPR	THRUST LBF
2	1270.	.2880	.3170	1140.	1.050	1315.
4	1350.	.2870	.3380	1176.	1.060	1286.
5	1325.	.3290	.3360	1176.	1.070	1278.
6	1325.	.3130	.3350	1176.	1.070	1268.
7	1360.	.2490	.3300	1176.	1.060	1290.
8	1380.	.2710	.3230	1167.	1.060	1303.
9	1360.	.3110	.3360	1149.	1.065	1294.
10	1350.	.3330	.3350	1185.	1.060	1288.
11	1225.	-.2200	.3040	1158.	1.070	1288.
12	1320.	-.3710	.3230	1194.	1.060	1288.
13	1240.	.2460	.3140	1122.	1.065	1293.
14	1240.	.2500	.3110	1140.	1.060	1308.
15	1340.	.3080	.3320	-1104.	1.050	1315.
16	1350.	.2970	.3360	1131.	1.050	1310.
18	1320.	.2730	.3250	1140.	1.050	1330.
19	1230.	.3020	.3070	1122.	1.060	1310.
20	1240.	.3120	.3100	1140.	1.060	1312.
21	-1415.	.2840	-.3470	1167.	1.070	-1418.

NOTE- MINUS SIGNS DENOTE OUTLYING VALUES

JT8D-7 • 1800 HOUR TEST SERIES •

MODE 2

UNIT	CORR FU FL LBM/HR	COR CB F/A X100	COR PF F/A X100	CORR TT7 DEG R	CGR THRUST LBF
2	1266.	.2910	.3200	1151.	1317.
4	1359.	.2850	.3360	1168.	1290.
5	1338.	.3250	.3320	1161.	1282.
6	1342.	.3070	.3290	1153.	1273.
7	1366.	.2500	.3320	1180.	1307.
8	1305.	.2720	.3250	1175.	1312.
9	1368.	.3110	.3360	1151.	1303.
10	1362.	.3330	.3350	1185.	1300.
11	1236.	-.2200	.3040	1158.	1300.
12	1332.	-.3710	.3230	1194.	1300.
13	1243.	.2450	.3120	-1115.	1292.
14	1237.	.2510	.3120	1144.	1307.
15	1340.	.3120	.3370	1118.	1323.
16	1352.	.3000	.3390	1142.	1317.
18	1318.	.2770	.3300	1155.	1337.
19	1231.	.3050	.3100	1133.	1317.
20	1240.	.3150	.3140	1152.	1319.
21	-1417.	.2840	-.3470	1167.	-1420.

NOTE- MINUS SIGNS DENOTE OUTLYING VALUES

JT8D-7 • 1800 HOUR TEST SERIES •

MODE 2

UNIT	CO2 CONC PER CENT	CO CONC PPM	HC CONC PPM	NO CONC PPM	NOX CONC PPM
2	.589	75.6	9.5	2.1	6.3
4	.589	65.8	6.8	3.8	6.9
5	.673	96.1	13.9	3.4	7.1
6	.641	86.3	12.4	3.9	7.2
7	.509	70.4	8.5	2.5	5.0
8	.555	68.9	7.1	2.6	6.0
9	.636	83.1	8.4	3.1	5.9
10	.683	88.1	8.3	4.2	7.6
11	-.451	-49.6	4.7	3.5	5.3
12	-.763	88.2	6.3	4.6	8.9
13	.506	66.3	6.9	3.8	5.9
14	.512	72.4	7.5	2.9	5.8
15	.629	102.3	12.4	3.4	6.1
16	.606	97.2	11.9	2.8	6.5
18	.558	89.5	12.4	2.7	6.0
19	.620	72.7	8.3	3.0	6.7
20	.638	89.0	11.7	2.9	6.7
21	.580	75.5	11.4	3.0	6.3

NOTE - MINUS SIGNS DENOTE OUTLYING VALUES

JT80-7 • 1800 HOUR TEST SERIES •

MODE 2

UNIT	CO2 EI LB/KLB FU	CO EI LB/KLB FU	HC EI LB/KLB FU	NO EI LB/KLB FU	NOX EI LB/KLB FU	SMK NUMBER FRONT SIDE
2	3101.	25.33	5.45	1.17	3.46	2.61
4	3110.	22.09	3.92	2.12	3.81	2.10
5	3093.	28.11	6.96	1.64	3.40	-4.24
6	3096.	26.53	6.56	1.98	3.63	2.85
7	3095.	27.22	5.64	1.58	3.18	1.97
	3103.	24.54	4.31	1.54	3.51	2.48
9	3101.	25.76	4.46	1.56	3.02	2.72
10	3100.	25.46	4.13	2.00	3.59	2.87
11	3109.	21.72	3.53	2.52	3.78	2.22
12	3108.	22.87	2.81	1.94	3.78	3.92
13	3107.	25.93	4.63	2.41	3.78	2.10
14	3103.	27.94	4.97	1.81	3.65	1.58
15	3090.	31.97	6.63	1.76	3.12	2.62
16	3090.	31.55	6.63	1.50	3.49	1.97
18	3090.	31.52	7.48	1.54	3.46	1.45
19	3111.	23.20	4.56	1.56	3.50	1.57
20	3100.	27.50	6.20	1.45	3.41	2.34
21	3091.	25.60	6.61	1.68	3.51	1.32

NOTE- MINUS SIGNS DENOTE OUTLYING VALUES

JT8D-7 • 1800 HOUR TEST SERIES •

---

MODE 2

UNIT	FCO X100	FHC X100	FNO X100	STD FCO X100	STD FHC X100	STD FNO X100
2	4.0920	3.1150	14.3970	4.1050	3.1930	14.5790
4	4.0700	3.1580	14.1480	3.9850	3.0940	16.2840
5	4.0970	3.2480	13.8580	3.9440	3.1320	16.1820
6	4.1190	3.2360	13.7790	3.8960	3.0660	16.0650
7	4.0390	3.0770	14.2330	4.0620	3.0930	16.4740
8	4.0290	3.1060	14.2410	4.0830	3.1460	16.5260
9	4.0470	3.1860	14.1610	4.0480	3.1860	16.4790
10	4.0610	3.2360	14.5480	4.0340	3.2150	16.4040
11	4.0610	3.0440	14.5480	4.0340	3.0240	16.4040
12	4.0610	3.3070	14.5480	4.0340	3.2850	16.4040
13	4.0540	3.0780	14.0730	3.9920	3.0340	16.3010
14	4.0170	3.0610	14.3100	4.0620	3.0940	16.4740
15	4.0030	3.1530	14.2970	4.1270	3.2470	16.6720
16	4.0150	3.1400	14.2650	4.1050	3.2090	16.5790
18	4.0450	3.1250	14.8000	4.1840	3.2280	16.7710
19	4.0130	3.1470	14.6940	4.1050	3.2180	16.5790
20	4.0080	3.1620	14.7600	4.1120	3.2420	16.5960
21	-4.3500	-3.5100	15.0770	-4.5460	-3.5070	-17.6290

NOTE- MINUS SIGNS DENOTE OUTLYING VALUES

JT8D-7 • 1800 HOUR TEST SERIES •

---

MODE 2

UNIT	NREC LB/KLB	CO FU	EI	NREC LB/KLB	HC FU	EI	NRE LB/KLB	CNO FU	EI	NR LB/KLB	CNOX FU	EI	SMK CORRECTED	NUMBER
2		24.69			5.32			1.45			4.28		2.61	
4		22.56			4.00			2.62			4.71		2.10	
5		29.17			7.22			2.06			4.27		-4.24	
6		28.05			6.92			2.48			4.55		2.85	
7		27.06			5.61			1.96			3.95		1.97	
8		24.21			4.26			1.92			4.38		2.48	
9		25.76			4.45			1.94			3.77		2.72	
10		25.63			4.16			2.42			4.35		2.87	
11		21.87			3.55			3.06			4.58		2.22	
12		23.02			2.83			2.36			4.58		3.92	
13		26.33			4.69			3.00			4.70		2.10	
14		27.63			4.92			2.23			4.51		1.36	
15		31.01			6.44			2.20			3.89		2.62	
16		30.86			6.49			1.87			4.36		1.97	
18		30.47			7.24			1.88			4.21		1.45	
19		22.68			4.46			1.89			4.24		1.57	
20		26.80			6.05			1.75			4.12		2.34	
21		25.62			6.62			1.96			4.10		1.32	

NOTE- MINUS SIGNS DENOTE OUTLYING VALUES

JT80-7 • 1800 HOUR TEST SERIES •

MODE 3

UNIT	N1 SPEED PER CENT	N2 SPEED PER CENT	CORR N1 PER CENT	CORR N2 PER CENT
2	93.70	93.90	94.15	94.36
4	94.50	92.00	94.18	91.69
5	94.50	-95.50	93.91	94.91
6	94.50	94.00	93.60	93.11
7	93.50	92.30	93.68	92.48
8	93.00	93.60	93.32	93.92
9	92.50	92.50	92.59	92.59
10	93.00	93.00	93.00	93.00
11	91.50	93.00	91.50	93.00
12	94.00	92.00	94.00	92.00
13	91.80	92.80	91.54	92.53
14	92.80	92.50	92.98	92.68
15	94.00	92.50	94.59	93.09
16	94.00	94.00	94.46	94.46
18	92.50	92.30	93.13	92.93
19	93.00	94.00	93.45	94.46
20	93.50	93.80	94.00	94.30
21	92.50	93.00	92.50	93.00

NOTE- MINUS SIGNS DENOTE OUTLYING VALUES

JT80-7 • 1800 HOUR TEST SERIES •

---

MODE 3

UNIT	FUEL FLOW LBM/HR	CB F/A X100	PERF F/A X100	TT7 DEG R	EPR	THRUST LAF
2	8600.	.9210	.7400	1428.	1.980	13977.
4	8600.	.9870	.7450	1482.	1.980	13953.
5	8500.	.9270	.7390	1482.	1.980	13953.
6	8400.	.9860	.7340	1464.	1.980	13953.
7	8350.	.9110	.7190	1464.	1.980	13907.
8	8100.	.8770	.6980	1473.	1.980	13902.
9	8300.	.9550	.7200	1455.	1.980	13902.
10	8200.	.9740	.7090	1444.	1.980	13875.
11	-7800.	.8030	-.6810	1428.	1.980	13875.
12	8400.	1.0150	.7220	1444.	1.980	13875.
13	8680.	.8800	-.7670	1428.	1.980	14009.
14	8400.	.8200	.7320	1464.	1.980	14009.
15	8350.	1.0060	.7130	1446.	1.980	13916.
16	8400.	.8770	.7190	1428.	1.980	13916.
16	8300.	.8820	.7150	1446.	1.980	13930.
19	8000.	.8540	.6890	1428.	-2.000	-14124.
20	8200.	.9160	.7040	1464.	1.980	13928.
21	8350.	.8780	.7290	1464.	1.980	13981.

NOTE- MINUS SIGNS DENOTE OUTLYING VALUES

JT8D-7 • 1800 HOUR TEST SERIES •

---

MODE 3

UNIT	CORR FU FL LBM/HR	COR CR F/A X100	COR PF F/A X100	COR TT7 DEG R	COR THRUST LBF
2	8573.	.9300	.7470	1442.	14500.
4	8658.	.9800	.7400	1472.	14000.
5	8582.	.9160	.7300	1463.	14000.
6	8509.	.9680	.7210	1436.	14000.
7	8390.	.9150	.7220	1469.	14000.
8	8129.	.8830	.7020	1483.	14000.
9	8350.	.9570	.7210	1458.	14000.
10	8274.	.9740	.7090	1464.	14000.
11	-7870.	.8030	-.6810	1428.	14000.
12	8476.	1.0150	.7220	1464.	14000.
13	8699.	.8750	-.7620	1419.	14000.
14	8378.	.8230	.7340	1469.	14000.
15	8347.	1.0190	.7220	1464.	14000.
16	8410.	.8860	.7260	1442.	14000.
18	8285.	.8940	.7240	1465.	14000.
19	8004.	.8630	.6950	1442.	-14200.
20	8199.	.9260	.7110	1479.	14000.
21	8361.	.8780	.7290	1464.	14000.

NOTE - MINUS SIGNS DENOTE OUTLYING VALUES

JT8D-7 • 1800 HOUR TEST SERIES •

MODE 3

UNIT	CO2 CONC PER CENT	CO CONC PPM	HC CONC PPM	NO CONC PPM	NOX CONC PPM
2	1.930	9.5	2.4	73.0	72.8
4	2.070	11.9	2.1	84.6	83.7
5	1.943	10.6	2.4	85.0	84.4
6	2.069	11.1	2.3	81.8	81.6
7	1.909	10.5	1.4	78.6	77.7
8	1.838	9.0	1.1	75.6	75.0
9	2.002	10.1	1.4	80.1	79.4
10	2.940	9.5	1.1	83.0	81.6
11	1.680	8.2	1.4	65.4	65.4
12	2.127	10.4	1.1	81.4	79.4
13	1.846	9.2	1.3	77.7	79.0
14	1.720	8.7	1.1	65.0	66.3
15	2.112	9.8	1.1	85.1	80.0
16	1.839	9.3	1.1	75.9	75.5
18	1.852	9.0	1.9	78.0	77.9
19	1.792	8.7	1.4	67.1	68.5
20	1.924	9.0	1.4	73.4	73.5
21	1.835	10.6	1.2	76.0	75.3

NOTE- MINUS SIGNS DENOTE OUTLYING VALUES

JTBD-7 • 1800 HOUR TEST SERIES •

---

MODE 3

UNIT	CO <sub>2</sub> EI LB/KLB FU	CO EI LB/KLB FU	HC EI LB/KLB FU	NO EI LB/KLB FU	NOX EI LB/KLB FU	SMK NUMBER FRONT SIDE
2	3157.	.99	.42	12.46	12.46	41.93
4	3153.	1.16	.35	13.48	13.48	41.29
5	3153.	1.09	.42	14.42	14.42	37.66
6	3153.	1.08	.38	13.03	13.03	37.82
7	3151.	1.10	.25	13.54	13.56	39.07
8	3151.	.99	.21	13.54	13.54	37.01
9	3151.	1.01	.24	13.18	13.18	39.61
10	3149.	.93	.18	13.40	13.40	42.63
11	3149.	.98	.28	12.82	12.82	38.56
12	3149.	.98	.18	12.60	12.60	41.67
13	3158.	1.00	.25	13.90	14.13	41.05
14	3158.	1.02	.21	12.47	12.72	34.56
15	3156.	.93	.17	13.30	13.30	36.84
16	3156.	1.00	.21	13.62	13.62	36.58
18	3158.	.97	.35	13.91	13.91	36.70
19	3158.	.98	.27	12.37	12.62	40.39
20	3158.	.94	.26	12.59	12.61	40.76
21	3147.	1.15	.23	13.62	13.62	34.04

NOTE - MINUS SIGNS DENOTE OUTLYING VALUES

JT80-7 • 1800 HOUR TEST SERIES •

---

MODE 3

UNIT	FCO X100	FPC X100	FNO X100	STD FCO X100	STD FPC X100	STD FNO X100
2	114.5060	114.5060	93.2190	121.1210	121.1210	108.4240
4	102.4210	102.4210	80.6130	98.2720	98.2720	92.1910
5	-136.6400	-136.6400	-97.6980	126.6540	126.6540	-112.5530
6	125.4340	125.4340	87.7220	111.6350	111.6350	100.3120
7	95.9660	95.9660	83.1900	97.6720	97.6720	96.6500
8	104.6600	104.6600	90.0500	108.2580	108.2580	105.2220
9	103.7180	103.7180	83.6490	104.4220	104.4220	97.2890
10	112.0330	112.0330	88.4060	111.3660	111.3660	99.6830
11	89.9360	89.9360	88.4060	89.3820	89.3820	99.6830
12	106.9480	106.9480	83.2980	106.3160	106.3160	93.9230
13	96.2180	96.2180	84.1870	93.2730	93.2730	96.9630
14	86.8350	86.8350	84.6390	88.7620	88.7620	97.8080
15	111.1260	111.1260	35.0560	119.4990	119.4990	100.1840
16	109.7400	109.7400	92.9940	115.5400	115.5400	109.1680
18	92.5110	92.5110	86.4520	99.5240	99.5240	99.2670
19	106.5270	106.5270	-95.7910	112.1290	112.1290	109.1680
20	112.9200	112.9200	95.0210	119.7840	119.7840	108.0220
21	98.1270	98.1270	85.2500	98.0920	98.0920	99.6830

NOTE- MINUS SIGNS DENOTE OUTLYING VALUES

JT8D-7 • 1800 HOUR TEST SERIES •

MODE 3

UNIT	NREC CO EI LB/KLR FU	NREC MC EI LB/KLR FU	NRE CND EI LB/KLR FU	NR CNOX EI LB/KLR FU	SMK NUMBER CORRECTED
2	.94	.40	15.57	15.57	35.57
4	1.21	.36	16.55	16.55	33.86
5	1.18	.46	17.84	17.84	32.96
6	1.21	.43	16.00	16.00	33.85
7	1.08	.25	16.92	16.92	37.18
8	.95	.21	17.00	17.00	35.37
9	1.00	.24	16.46	16.46	-39.61
10	.94	.18	16.22	16.22	37.88
11	.99	.28	15.52	15.52	35.02
12	.99	.18	15.25	15.25	37.63
13	1.03	.26	17.20	17.47	34.40
14	1.00	.21	15.48	15.79	34.56
15	.87	.16	15.67	15.67	36.84
16	.95	.20	17.17	17.17	36.45
18	.90	.32	17.15	17.15	35.14
19	.93	.26	15.14	15.45	36.07
20	.88	.24	15.37	15.40	-38.74
21	1.15	.23	17.21	17.21	33.68

NOTE - MINUS SIGNS DENOTE OUTLYING VALUES

JTAD-7 • 1800 HOUR TEST SERIES •

MODE 4

UNIT	N1 SPEED PER CENT	N2 SPEED PER CENT	CORR N1 PER CENT	CORR N2 PER CENT
2	87.80	90.80	88.23	91.24
4	88.50	90.00	88.20	89.70
5	88.50	-92.50	87.95	91.93
6	89.00	92.00	88.15	91.13
7	88.00	90.00	88.17	90.17
8	87.60	91.00	87.90	91.31
9	87.30	90.50	87.38	90.59
10	88.00	91.00	88.00	91.00
11	87.00	91.00	87.00	91.00
12	88.50	90.00	88.50	90.00
13	86.60	90.50	-86.35	90.24
14	87.70	90.40	87.87	90.57
15	88.50	90.00	89.06	90.57
16	88.00	92.00	88.43	92.45
18	87.00	90.00	87.59	90.61
19	88.00	92.00	88.43	92.45
20	88.00	91.50	88.47	91.99
21	87.00	90.50	87.00	90.50

NOTE- MINUS SIGNS DENOTE OUTLYING VALUES

JT8D-7 • 1800 HOUR TEST SERIES •

MODE 4

UNIT	FUEL FLOW LBM/HR	CR F/A X100	PERF F/A X100	TT7 DEG R	EPR	THRUST LBF
2	6750.	.7190	.6090	133A.	1.800	12180.
4	7000.	.7600	.6360	1392.	1.800	12159.
5	6900.	.7340	.6300	1392.	1.800	12159.
6	6900.	.7850	.6310	1392.	1.800	12159.
7	6800.	.6900	.6130	13A3.	1.800	12119.
8	6800.	.7090	.6130	1401.	1.800	12115.
9	6950.	.7660	.6320	1392.	1.800	12115.
10	6950.	.7920	.6270	1410.	1.800	12091.
11	-6600.	.6430	.6010	1356.	1.800	12091.
12	7100.	.8020	.6380	1392.	1.800	12091.
13	-7250.	.6920	-.6730	1356.	1.800	12208.
14	6950.	.6550	.6330	1392.	1.800	12208.
15	6900.	.8320	.6140	1356.	1.810	12226.
16	5950.	.7050	.6230	1356.	1.800	12127.
18	7000.	.7280	.6320	1356.	1.800	12139.
19	6900.	.7090	.6190	1356.	1.810	12235.
20	6900.	.7440	.6190	1374.	1.800	12137.
21	6800.	.7170	.6240	1392.	1.800	12184.

NOTE - MINUS SIGNS DENOTE OUTLYING VALUES

JT8D-7 • 1800 HOUR TEST SERIES •

---

MODE 4

UNIT	CORR FU FL LBM/HR	COR CB F/A X100	COR PF F/A X100	CORR TT7 DEG R	COR THRUST LBF
2	6729.	.7260	.6150	1351.	12200.
4	7047.	.7550	.6320	1382.	12200.
5	6966.	.7250	.6230	1374.	12200.
6	6989.	.7700	.6190	1365.	12200.
7	6832.	.6930	.6150	1388.	12200.
8	6825.	.7140	.6180	1410.	12200.
9	6992.	.7670	.6330	1394.	12200.
10	7013.	.7920	.6270	1410.	12200.
11	6660.	.6430	.6010	1356.	12200.
12	7164.	.8020	.6380	1392.	12200.
13	-7266.	.6880	-.6690	1348.	12200.
14	6932.	.6570	.6350	1397.	12200.
15	6898.	.8430	.6220	1373.	12300.
16	6958.	.7110	.6300	1369.	12200.
18	6987.	.7380	.6410	1374.	12200.
19	6903.	.7160	.6250	1369.	12300.
20	6899.	.7520	.6260	1388.	12200.
21	6809.	.7170	.6240	1392.	12200.

NOTE- MINUS SIGNS DENOTE OUTLYING VALUES

JTAD-7 • 1800 HOUR TEST SERIES •

MODE 4

UNIT	CO2 CONC PER CENT	CO CONC PPM	HC CONC PPM	NO CONC PPM	NOX CONC PPM
2	1.505	10.0	2.1	47.1	48.1
4	1.589	14.0	2.0	57.4	59.0
5	1.536	9.1	1.4	56.7	57.6
6	1.643	11.0	1.8	55.6	56.4
7	1.443	10.6	1.1	50.9	52.0
8	1.482	11.9	1.0	50.6	51.6
9	1.601	10.6	1.1	54.9	55.1
10	1.657	9.6	.9	61.4	62.3
11	1.743	8.0	1.2	48.2	49.2
12	1.677	10.1	.9	55.6	56.1
13	1.449	8.9	1.0	52.6	54.4
14	1.371	9.5	.9	44.6	46.8
15	1.745	10.2	.7	59.3	59.7
16	1.475	9.3	.9	51.7	53.0
18	1.525	9.7	1.5	52.6	54.2
19	1.486	8.8	1.3	49.6	51.5
20	1.559	9.0	1.2	53.5	54.8
21	1.497	11.1	1.2	52.7	53.5

NOTE - MINUS SIGNS DENOTE OUTLYING VALUES

JT8D-7 • 1800 HOUR TEST SERIES •

MODE 4

UNIT	CO2 EI LB/KLB FU	CO EI LB/KLB FU	HC EI LB/KLB FU	NO EI LB/KLB FU	NOX EI LB/KLB FU	SMK NUMAER FRONT SIDE
2	3152.	1.34	.48	10.32	10.54	39.48
4	3152.	1.76	.43	11.90	12.23	36.86
5	3153.	1.19	.32	12.17	12.36	34.90
6	3153.	1.34	.39	11.15	11.32	37.76
7	3151.	1.47	.27	11.63	11.87	35.26
8	3150.	1.61	.22	11.26	11.47	35.13
9	3151.	1.32	.25	11.30	11.34	38.16
10	3149.	1.16	.18	12.20	12.39	40.52
11	3149.	1.19	.30	11.81	12.06	33.16
12	3149.	1.21	.20	10.92	11.01	-41.18
13	3156.	1.24	.23	11.99	12.39	36.58
14	3158.	1.29	.22	10.74	11.28	34.65
15	3156.	1.18	.15	11.22	11.29	37.07
16	3156.	1.27	.21	11.56	11.86	35.64
18	3158.	1.27	.33	11.38	11.72	35.04
19	3158.	1.20	.30	11.02	11.45	37.35
20	3158.	1.16	.28	11.32	11.81	-40.86
21	3146.	1.48	.28	11.58	11.76	31.55

NOTE- MINUS SIGNS DENOTE OUTLYING VALUES

JT80-7 • 1800 HOUR TEST SERIES •

---

MODE 4

UNIT	FCO X100	FHC X100	FNO X100	STD FCO X100	STD FHC X100	STD FNO X100
2	65.4320	65.4320	77.2090	68.6250	68.6250	89.7030
4	62.7970	62.7970	71.2680	60.5870	60.5870	81.5430
5	78.3170	78.3170	81.0470	73.3360	73.3360	93.5050
6	78.9510	78.9510	77.7890	71.3300	71.3300	89.0750
7	58.5480	58.5480	72.3130	59.3860	59.3860	83.9860
8	66.1640	66.1640	77.1360	68.1060	68.1060	90.0750
9	66.9700	66.9700	74.1010	67.3130	67.3130	86.1730
10	72.7280	72.7280	78.3920	72.2780	72.2780	88.3910
11	61.5270	61.5270	78.3920	61.1380	61.1380	88.3910
12	66.3750	66.3750	73.6780	65.9650	65.9650	83.0760
13	61.0810	61.0810	73.1830	59.4420	59.4420	84.3300
14	58.3500	58.3500	74.5340	59.4940	59.4940	86.1050
15	68.9960	68.9960	73.1610	73.4560	73.4560	86.0760
16	72.6680	72.6680	82.2350	75.9950	75.9950	96.4670
18	61.2070	61.2070	75.2540	65.2750	65.2750	86.3120
19	73.0300	73.0300	-84.7080	76.4220	76.4220	96.4670
20	72.3240	72.3240	-82.6400	76.1220	76.1220	93.8610
21	63.0600	63.0600	73.2980	63.0260	63.0260	85.7070

NOTE- MINUS SIGNS DENOTE OUTLYING VALUES

JT8D-7 • 1800 HOUR TEST SERIES •

MODE 4

UNIT	NREC CO EI LB/KLB FU	NREC KC EI LB/KLB FU	NRE CNO EI LB/KLA FU	NR CNOX EI LB/KLB FU	SMK NUMBFR CORRECTED
2	1.27	.46	12.97	13.15	-38.48
4	1.83	.44	14.62	15.03	36.57
5	1.27	.34	15.09	15.31	33.35
6	1.48	.43	13.71	13.92	36.55
7	1.45	.26	14.50	14.81	33.68
8	1.56	.22	14.12	14.38	35.13
9	1.32	.25	14.11	14.16	35.84
10	1.17	.19	14.77	15.00	35.90
11	1.20	.30	14.30	14.60	30.66
12	1.22	.20	13.22	13.33	36.81
13	1.27	.24	14.84	15.33	36.58
14	1.37	.22	13.33	14.00	34.65
15	1.11	.14	14.18	14.26	36.45
16	1.22	.20	14.57	14.94	35.64
18	1.19	.31	14.02	14.44	34.10
19	1.14	.29	13.48	14.00	37.35
20	1.10	.26	13.81	14.17	33.98
21	1.48	.28	13.54	13.75	31.55

NOTE- MINUS SIGNS DENOTE OUTLYING VALUES

JTAD-7 • 1800 HOUR TEST SERIES •

MODE 5

UNIT	N1 SPEED PER CENT	N2 SPEED PER CENT	CORR N1 PER CENT	CORR N2 PER CENT
2	78.50	86.10	78.88	86.52
4	79.00	85.50	78.73	85.21
5	79.00	-87.50	78.51	86.96
6	79.00	87.00	78.25	86.17
7	79.00	85.50	79.15	85.67
8	78.50	86.30	78.77	86.59
9	78.00	85.50	78.08	85.58
10	78.50	86.00	78.50	86.00
11	78.00	86.50	78.00	86.50
12	79.00	85.00	79.00	85.00
13	78.00	86.00	77.78	85.75
14	78.20	86.00	78.35	86.17
15	79.50	86.00	-80.00	86.54
16	79.00	87.00	79.38	87.42
18	78.00	85.50	78.53	86.08
19	78.00	87.00	78.38	87.42
20	78.50	86.50	78.92	86.96
21	78.50	86.00	78.50	86.00

NOTE- MINUS SIGNS DENOTE OUTLYING VALUES

JTAD-7 • 1800 HOUR TEST SERIES •

---

MODE 5

UNIT	FUEL FLOW LBM/HR	CB F/A X100	PERF F/A X100	TT7 DEG R	EPR	THRUST LAF
2	4750.	.4790	.4920	1221.	1.520	A420.
4	4650.	.4630	.4860	1248.	1.520	A406.
5	4625.	.5000	.4860	1248.	1.520	A406.
6	4600.	.4880	.4870	1266.	1.520	A406.
7	4750.	.4160	.4880	1248.	1.520	A378.
8	4875.	.4660	.5040	1266.	1.520	A375.
9	4765.	.4730	.4990	1257.	1.520	A375.
10	4650.	.5090	.4830	-1284.	1.520	A359.
11	-4500.	.4230	.4720	1248.	1.520	A359.
12	4900.	.5220	.5050	1266.	1.520	A359.
13	4850.	.4540	-.5170	1248.	1.520	A440.
14	4740.	.4070	.4980	1266.	1.520	A440.
15	4800.	.5430	.4850	1230.	1.520	A384.
16	4725.	.4700	.4830	1212.	1.520	A384.
18	4830.	.4700	.5000	1221.	1.520	A392.
19	4600.	.4600	.4780	1212.	1.520	A389.
20	4750.	.4780	.4890	1221.	1.520	A391.
21	4850.	.4830	.5080	1266.	1.520	A423.

NOTE- MINUS SIGNS DENOTE OUTLYING VALUES

JT8D-7 • 1800 HOUR TEST SERIES •

MODE 5

UNIT	CORR FU FL LBM/HR	COR CR F/A X100	COR PF F/A X100	CORR TT7 DEG R	COR THRUST LBF
2	4735.	.4830	.4960	1233.	8434.
4	4681.	.4600	.4820	1239.	8434.
5	4669.	.4940	.4800	1232.	8434.
6	4660.	.4790	.4780	1242.	8434.
7	4773.	.4180	.4900	1253.	8434.
8	4893.	.4700	.5070	1274.	8434.
9	4794.	.4740	.5000	1259.	8434.
10	4692.	.5090	.4830	-1284.	8434.
11	4541.	.4230	.4720	1248.	8434.
12	4944.	.5220	.5050	1266.	8434.
13	4861.	.4510	-.5140	1241.	8434.
14	4728.	.4080	.4990	1271.	8434.
15	4799.	.5500	.4910	1245.	8434.
16	4730.	.4750	.4870	1223.	8434.
18	4821.	.4760	.5070	1237.	8434.
19	4602.	.4650	.4830	1223.	8434.
20	4749.	.4830	.4950	1234.	8434.
21	4854.	.4830	.5080	1266.	8434.

NOTE- MINUS SIGNS DENOTE OUTLYING VALUES

JT8D-7 • 1800 HOUR TEST SERIES •

---

MODE 5

UNIT	CO2 CONC PER CENT	CO CONC PPM	HC CONC PPM	NO CONC PPM	NOX CONC PPM
2	.998	12.6	2.0	23.1	25.7
4	.966	10.4	1.5	26.8	29.0
5	1.044	12.4	1.6	27.8	30.4
6	1.017	11.9	1.8	26.2	28.0
7	.866	11.7	1.1	22.1	23.9
8	.972	13.4	.9	24.1	26.6
9	.986	15.2	1.2	24.7	26.6
10	1.061	11.2	.8	29.5	31.5
11	.881	10.0	1.0	23.4	25.4
12	1.088	12.5	.9	26.8	29.3
13	.948	11.0	.8	26.2	28.5
14	.848	12.6	.9	20.4	23.1
15	1.135	13.1	.7	30.2	32.2
16	.981	11.8	.8	24.6	26.8
18	.981	12.3	1.4	25.3	27.7
19	.961	10.8	1.3	23.4	25.8
20	.998	10.9	1.3	26.1	28.4
21	1.005	13.4	1.3	24.5	26.5

NOTE- MINUS SIGNS DENOTE OUTLYING VALUES

JT8D-7 • 1800 HOUR TEST SERIES •

MODE 5

UNIT	CO2 EI LB/KLB FU	CO EI LB/KLB FU	HC EI LB/KLB FU	NO EI LB/KLB FU	NOX EI LB/KLB FU	SMK NUMBER FRONT SIDE
2	3150.	2.52	.70	7.63	8.50	30.78
4	3151.	2.16	.54	9.13	9.88	-33.33
5	3151.	2.38	.54	8.76	9.61	79.24
6	3151.	2.35	.59	8.47	9.06	27.98
7	3148.	2.70	.44	8.41	9.09	26.05
8	3148.	2.76	.34	8.17	9.01	27.17
9	3148.	3.09	.43	8.23	8.88	27.92
10	3147.	2.12	.25	9.14	9.76	30.13
11	3147.	2.28	.39	8.74	9.50	22.67
12	3147.	2.31	.27	8.10	8.85	-31.63
13	3156.	2.33	.30	9.12	9.90	28.16
14	3155.	2.99	.35	7.95	8.99	24.05
15	3154.	2.32	.21	8.78	9.37	-33.51
16	3154.	2.42	.27	8.28	9.02	27.11
18	3155.	2.52	.50	8.52	9.30	25.49
19	3156.	2.25	.45	8.02	8.86	28.39
20	3156.	2.19	.46	8.63	9.40	28.95
21	3144.	2.66	.45	8.01	8.68	26.29

NOTE- MINUS SIGNS DENOTE OUTLYING VALUES

JT8D-7 • 1800 HOUR TEST SERIES •

MODE 5

UNIT	FCO X100	FMC X100	FNO X100	STD FCO X100	STD FMC X100	STD FNO X100
2	32.3240	32.3240	57.9150	33.6070	33.6070	67.1740
4	29.8510	29.8510	54.1160	28.9860	28.9860	61.9870
5	-37.4610	-37.4610	59.7090	35.4620	35.4620	69.0440
6	35.0860	35.0860	57.2000	32.3340	32.3340	65.7100
7	28.8200	28.8200	54.8440	29.1240	29.1240	63.6560
8	32.6900	32.6900	57.8630	33.4440	33.4440	67.4900
9	30.2960	30.2960	54.4930	30.3820	30.3820	63.3480
10	32.8770	32.8770	57.6570	32.6650	32.6650	65.0110
11	31.9990	31.9990	59.5080	31.7910	31.7910	67.0990
12	30.2300	30.2300	54.2870	30.0350	30.0350	61.2120
13	30.9380	30.9380	55.4820	30.2450	30.2460	63.9940
14	29.8720	29.8720	56.9070	30.3540	30.3540	65.7010
15	34.1250	34.1250	57.2950	35.8560	35.8560	67.2840
16	35.1660	35.1660	60.6880	36.4570	36.4570	71.0660
18	30.3630	30.3630	57.1100	31.9780	31.9780	65.3540
19	34.8310	34.8310	-62.5130	36.1200	36.1200	71.0660
20	33.7150	33.7150	60.9290	35.1110	35.1110	69.0670
21	31.9200	31.9200	55.5980	31.8960	31.8960	65.0110

NOTE- MINUS SIGNS DENOTE OUTLYING VALUES

JTAD-7 • 1800 HOUR TEST SERIES •

MODE 5

UNIT	NREC LB/KLB	CO FU	EI	NREC LB/KLB	MC FU	EI	NRE LB/KLB	CNO FU	EI	NR LB/KLB	CNOX FU	EI	SMK CORRECTED	NUMBER
2		2.43			.68			9.50			10.59		30.22	
4		2.23			.56			11.23			12.16		28.89	
5		2.52			.57			10.88			11.93		27.87	
6		2.55			.65			10.46			11.19		27.98	
7		2.67			.44			10.49			11.33		26.05	
8		2.69			.33			10.23			11.29		27.17	
9		3.08			.43			10.28			11.08		27.92	
10		2.13			.25			11.07			11.82		30.13	
11		2.29			.39			10.59			11.51		22.67	
12		2.32			.27			9.81			10.73		30.77	
13		2.38			.30			11.30			12.27		28.16	
14		2.94			.35			9.85			11.14		24.05	
15		2.21			.20			11.08			11.81		-32.51	
16		2.33			.26			10.41			11.35		27.11	
18		2.39			.47			10.47			11.63		25.49	
19		2.17			.44			9.80			10.82		26.43	
20		2.11			.44			10.51			11.44		28.63	
21		2.66			.35			9.36			10.15		25.29	

NOTE- MINUS SIGNS DENOTE OUTLYING VALUES

JT80-7 • 1800 HOUR TEST SERIES •

MODE 6

UNIT	N1 SPEED PER CENT	N2 SPEED PER CENT	CORR N1 PER CENT	CORR N2 PER CENT
2	60.50	77.10	60.79	77.47
4	62.00	76.00	61.79	-75.74
5	61.00	78.50	60.62	78.01
6	60.00	77.50	59.43	76.76
7	62.50	77.20	62.62	77.35
8	61.00	77.50	61.21	77.76
9	61.40	77.00	61.46	77.07
10	61.50	77.50	61.50	77.50
11	-59.00	76.50	-59.00	76.50
12	62.50	77.00	62.50	77.00
13	60.80	77.30	60.62	77.08
14	61.00	77.00	61.12	77.15
15	63.00	78.00	-63.40	78.49
16	61.50	78.50	61.80	-78.88
18	61.50	77.20	61.92	77.73
19	61.50	77.50	61.80	77.88
20	61.00	77.50	61.33	77.91
21	61.00	77.00	61.00	77.00

NOTE- MINUS SIGNS DENOTE OUTLYING VALUES

JT8D-7 • 1800 HOUR TEST SERIES •

MODE 6

UNIT	FUEL FLOW LBM/HR	CR F/A X100	PERF F/A X100	ITT DEG R	EPR	THRUST LBF
2	2450.	.2400	.3540	1104.	1.230	4273.
4	2550.	.2240	.3640	1104.	1.230	4266.
5	2460.	.2670	.3600	1122.	1.230	4266.
6	2450.	.2350	.3690	1122.	1.230	4266.
7	2575.	.2270	.3580	1104.	1.230	4252.
8	2500.	.2220	.3570	1122.	1.230	4250.
9	2600.	.2580	.3700	1104.	1.230	4250.
10	2550.	.2580	.3630	1122.	1.230	4242.
11	-2275.	.2290	.3400	1104.	1.230	4242.
12	2650.	-.3160	.3690	-1140.	1.230	4242.
13	2530.	.2200	.3710	1086.	1.230	4283.
14	2490.	.2250	.3590	1122.	1.230	4283.
15	-2700.	.2840	.3690	1104.	1.230	4254.
16	2575.	.2430	.3630	1068.	-1.240	-4413.
18	2600.	.2250	.3660	1104.	1.230	4259.
19	2470.	.2870	.3490	1086.	1.230	4257.
20	2460.	.2160	.3500	1068.	1.230	4258.
21	2520.	.2300	.3650	-1140.	1.230	4274.

NOTE- MINUS SIGNS DENOTE OUTLYING VALUES

JT8D-7 • 1800 HOUR TEST SERIES •

---

MODE 6

UNIT	CORR FU FL LBM/NR	COR CB F/A X100	COR PF F/A X100	CORR TT7 DEG R	COR THRUST LBF
2	2442.	.2420	.3580	1114.	4280.
4	2567.	.2230	.3610	1096.	4280.
5	2484.	.2640	.3560	1108.	4280.
6	2482.	.2300	.3620	1100.	4280.
7	2587.	.2280	.3600	1108.	4280.
8	2509.	.2230	.3590	1129.	4280.
9	2616.	.2590	.3710	1106.	4280.
10	2573.	.2580	.3630	1122.	4290.
11	-2296.	.2290	-.3400	1104.	4280.
12	2674.	.3160	.3690	1140.	4280.
13	2536.	.2190	.3690	1079.	4280.
14	2484.	.2260	.3610	1126.	4280.
15	2609.	.2880	.3730	1118.	4280.
16	2578.	.2450	.3670	1078.	-4440.
18	2595.	.2280	.3710	1119.	4280.
19	2471.	.2890	.3520	1096.	4280.
20	2460.	.2190	.3540	1079.	4280.
21	2523.	.2300	.3650	1140.	4280.

NOTE- MINUS SIGNS DENOTE OUTLYING VALUES

JT8D-7 • 1A00 HOUR TEST SERIES •

MODE 6

UNIT	CO2 CONC PER CENT	CO CONC PPM	HC CONC PPM	NO. CONC. PPM	NOX CONC PPM
2	.497	24.1	3.3	5.7	9.0
4	.465	-16.4	2.0	6.9	9.2
5	.553	26.4	3.1	7.3	10.5
6	.486	20.1	2.7	7.0	9.0
7	.470	21.6	2.1	5.9	8.2
8	.459	18.0	1.6	5.9	8.5
9	.535	21.9	2.0	7.0	9.1
10	.534	19.7	1.3	7.7	10.1
11	.474	22.9	2.1	6.4	8.7
12	-.654	25.9	1.7	9.3	12.4
13	.457	21.4	1.6	6.8	9.1
14	.467	22.0	1.5	6.1	8.8
15	.590	22.6	1.4	8.8	11.2
16	.503	22.3	1.8	6.6	9.4
18	.466	20.0	2.6	6.7	8.8
19	.595	23.9	2.3	7.8	11.0
20	.449	17.8	2.3	6.0	7.9
21	.475	-17.0	-5.1	5.8	7.8

NOTE- MINUS SIGNS DENOTE OUTLYING VALUES

JT80-7 • 1800 HOUR TEST SERIES •

MODE 6

UNIT	CO2 EI LB/KLB FU	CO EI LB/KLB FU	HC EI LB/KLB FU	NO EI LB/KLB FU	NOX EI LB/KLB FU	SMK NUMER FRONT SIDE
2	3134.	9.68	2.29	3.74	5.93	9.08
4	3141.	7.06	1.51	4.90	6.51	9.45
5	3136.	9.54	1.92	4.32	6.24	10.66
6	3138.	8.27	1.92	4.71	6.06	10.55
7	3135.	9.15	1.52	4.09	5.71	9.81
8	3138.	7.84	1.21	4.22	6.09	9.21
9	3137.	8.17	1.29	4.27	5.60	10.13
10	3137.	7.37	.87	4.76	6.23	12.74
11	3131.	10.06	1.53	4.40	5.98	8.38
12	3136.	7.91	.90	4.64	6.23	-15.71
13	3142.	9.35	1.21	4.87	6.53	11.05
14	3143.	9.41	1.13	4.27	6.19	8.50
15	3144.	7.66	.83	4.88	6.23	12.18
16	3141.	8.86	1.23	4.29	6.12	11.11
18	3142.	8.59	1.91	4.69	6.21	8.74
19	-3144.	8.03	1.30	4.32	6.07	10.92
20	3143.	7.92	1.74	4.40	5.82	8.55
21	3128.	7.12	-3.70	3.98	5.35	9.89

NOTE- MINUS SIGNS DENOTE OUTLYING VALUES

JT80-7 • 1800 HOUR TEST SERIES •

---

MODE 6

UNIT	FCO X100	FMC X100	FNO X100	STD FCO X100	STD FMC X100	STD FNO X100
2	11.2340	11.2340	33.2160	11.5780	11.5780	38.4100
4	9.9780	9.9780	30.1950	-9.7450	-9.7450	-34.6430
5	12.9540	12.9540	34.2560	12.3990	12.3990	39.7460
6	11.4760	11.4760	31.8620	10.7640	10.7640	36.8420
7	11.2510	11.2510	32.8490	11.3360	11.3360	38.1320
8	11.5620	11.5620	33.6110	11.7560	11.7560	39.1230
9	11.2780	11.2780	32.2960	11.2910	11.2910	37.5230
10	11.8050	11.8050	34.1160	11.7270	11.7270	38.4480
11	10.5690	10.5690	32.1670	10.4990	10.4990	36.2710
12	11.7480	11.7480	33.1330	11.6700	11.6700	37.3590
13	11.1930	11.1930	32.4820	10.9940	10.9940	37.5300
14	10.9750	10.9750	32.5820	11.1180	11.1180	37.6870
15	12.7410	12.7440	35.0520	13.2360	13.2360	41.0190
16	10.9740	12.9740	-36.0100	-13.3370	-13.3370	-42.0460
18	11.2880	11.2880	34.2390	11.7500	11.7500	39.0290
19	12.1050	12.1050	34.7820	12.4530	12.4530	39.4140
20	11.5410	11.5410	34.9720	11.8990	11.8990	39.5120
21	11.0070	11.0070	31.9500	10.9970	10.9970	37.3590

NOTE- MINUS SIGNS DENOTE OUTLYING VALUES

JT8D-7 • 1800 HOUR TEST SERIES •

---

MODE 6

UNIT	NREC LB/KLB	CO FU	EI	NREC LB/KLB	MC FU	EI	NRE LB/KLB	CNO FU	EI	NR LB/KLB	CNOX FU	EI	SMK CORRECTED	NUMBER
2		9.39			2.23			4.65			7.36		9.08	
4		7.23			1.55			6.05			8.03		9.45	
5		9.97			2.00			5.38			7.77		10.66	
6		8.81			2.05			5.85			7.53		10.55	
7		9.08			1.51			5.09			7.11		9.81	
8		7.71			1.19			5.27			7.61		9.21	
9		8.16			1.28			5.33			6.99		10.13	
10		7.2			.87			5.77			7.55		12.74	
11		10.13			1.54			5.33			7.24		8.38	
12		7.96			.91			5.62			7.54		-15.71	
13		9.52			1.23			6.04			8.11		11.05	
14		9.29			1.11			5.29			7.67		8.50	
15		7.38			.80			6.14			7.83		12.18	
16		8.62			1.20			5.38			7.68		11.11	
18		8.25			1.84			5.75			7.60		8.74	
19		7.80			1.27			5.25			7.39		10.92	
20		7.68			1.68			5.34			7.06		8.55	
21		7.13			-3.71			4.66			6.26		9.89	

NOTE- MINUS SIGNS DENOTE OUTLYING VALUES

JT8D-7 • 1800 HOUR TEST SERIES •

---

MODE 7

UNIT	N1 SPEED PER CENT	N2 SPEED PER CENT	CORR N1 PER CENT	CORR N2 PER CENT
2	35.70	60.00	35.87	60.29
4	36.50	60.00	36.38	59.80
5	35.00	60.00	34.78	59.63
6	35.50	60.00	35.16	59.43
7	37.00	60.00	37.07	60.12
8	36.50	60.00	36.62	60.20
9	36.50	60.00	36.54	60.06
10	36.50	60.00	36.50	60.00
11	36.00	60.50	36.00	60.50
12	37.00	60.00	37.00	60.00
13	35.00	59.00	34.90	58.83
14	36.30	60.00	36.37	60.12
15	36.00	59.00	36.23	59.37
16	36.00	60.00	36.17	60.29
18	37.00	60.00	37.25	60.41
19	35.00	59.00	35.17	59.29
20	35.80	60.00	35.99	60.32
21	38.00	-63.00	38.00	-63.00

NOTE- MINUS SIGNS DENOTE OUTLYING VALUES

JT8D-7 • 1800 HOUR TEST SERIES •

MODE 7

UNIT	FUEL FLOW LBM/HR	CB F/A X100	PERF F/A X100	TT7 DEG R	EPR	THRUST LAF
2	1230.	.2760	.3080	1113.	1.060	1315.
4	1290.	.2560	.3230	1140.	1.060	1286.
5	1260.	.3110	.3240	1158.	1.060	1278.
6	1260.	.2940	.3230	1158.	1.065	1268.
7	1300.	.2440	.3200	1140.	1.060	1298.
8	1275.	.2580	.3150	1149.	1.070	1303.
9	1305.	.2920	.3240	1113.	1.070	1294.
10	1300.	.3080	.3220	-1176.	1.070	1288.
11	1210.	.2210	.3020	1143.	1.070	1318.
12	1280.	-.3580	.3150	-1176.	1.060	1288.
13	1180.	.2400	.3030	1104.	1.065	1245.
14	1220.	.2180	.3050	1122.	1.070	1308.
15	1270.	.3050	.3150	1113.	1.050	1262.
16	1300.	.2900	.3230	1104.	1.060	1310.
18	1310.	.2570	.3210	1122.	1.060	1318.
19	1160.	.2810	.2920	1104.	1.060	1259.
20	1210.	.2950	.3020	1113.	1.070	1312.
21	-1400.	.2630	-.3430	1140.	1.070	-1478.

NOTE- MINUS SIGNS DENOTE OUTLYING VALUES

JT8D-7 • 1800 HOUR TEST SERIES •

MODE 7

UNIT	CORR FII FL LRM/HR	COR CB F/A X100	COR PF F/A X100	CORR TT7 DEG R	COR THRUST LBF
2	1276.	.2790	.3110	1124.	1317.
4	1299.	.2550	.3210	1132.	1290.
5	1272.	.3070	.3200	1143.	1282.
6	1276.	.2890	.3170	1136.	1273.
7	1306.	.2450	.3210	1144.	1307.
8	1280.	.2600	.3170	1157.	1312.
9	1313.	.2930	.3240	1115.	1303.
10	1312.	.3080	.3220	-1176.	1300.
11	1221.	.2210	.3020	1143.	1330.
12	1292.	-.3580	.3150	-1176.	1300.
13	1183.	.2380	.3010	-1097.	1244.
14	1217.	.2190	.3070	1126.	1307.
15	1270.	.3090	.3190	1127.	1270.
16	1302.	.2930	.3260	1114.	1317.
18	1308.	.2600	.3250	1137.	1375.
19	1161.	.2830	.2950	1114.	1266.
20	1210.	.2980	.3050	1125.	1319.
21	-1402.	.2630	-.3430	1140.	-1480.

NOTE - MINUS SIGNS DENOTE OUTLYING VALUES

JT8D-7 • 1800 HOUR TEST SERIES •

MODE 7

UNIT	CO2 CONC PER CENT	CO CONC PPM	HC CONC PPM	NO CONC PPM	NOX CONC PPM
2	.566	75.5	8.6	2.4	6.1
4	.525	70.3	7.3	3.0	6.0
5	.634	94.2	13.0	3.4	6.7
6	.601	89.4	11.8	3.7	6.6
7	.498	73.1	8.7	2.3	4.6
8	.528	73.3	8.4	2.4	5.8
9	.598	77.6	8.5	3.0	5.7
10	.630	85.6	8.1	3.9	7.2
11	.454	-50.9	4.1	3.3	5.2
12	-.735	92.4	6.7	4.4	8.5
13	.491	72.0	6.3	3.2	5.6
14	.446	62.9	6.5	2.6	5.2
15	.623	105.1	12.0	3.0	6.1
16	.591	99.2	11.8	2.7	6.4
18	.525	83.0	10.7	2.7	5.8
19	.573	86.3	12.8	2.3	5.7
20	.604	81.9	10.7	3.0	6.4
21	.536	72.7	10.9	3.0	6.2

NOTE- MINUS SIGNS DENOTE OUTLYING VALUES

JT8D-7 • 1800 HOUR TEST SERIES •

MODE 7

UNIT	CO2 EI LB/KLB FU	CO EI LB/KLB FU	HC EI LB/KLB FU	NO FI LB/KLB FU	NOX EI LB/KLB FU	SMK NUMBER FRONT SIDE
2	3100.	26.31	5.18	1.38	3.49	1.31
4	3101.	26.42	4.70	1.83	3.69	1.44
5	3091.	29.21	6.91	1.73	3.42	1.31
6	3092.	29.25	6.61	1.97	3.55	.65
7	3092.	28.89	5.93	1.51	3.00	2.61
8	3096.	27.35	5.38	1.46	3.54	2.35
9	3100.	25.58	4.84	1.63	3.08	2.99
10	3097.	26.77	4.33	1.99	3.69	1.31
11	3108.	22.15	3.10	2.34	3.72	1.45
12	3104.	24.84	3.07	1.96	3.76	-3.94
13	3103.	28.94	4.34	2.12	3.70	1.97
14	3103.	27.84	4.98	1.90	3.77	2.74
15	3088.	33.13	6.49	1.58	3.19	1.56
16	3088.	32.98	6.72	1.46	3.48	-3.76
18	3093.	31.13	6.91	1.65	3.56	1.69
19	3093.	29.65	7.52	1.31	3.24	31
20	3102.	26.78	6.00	1.63	3.44	5
21	3088.	26.68	6.87	1.83	3.76	.27

NOTE- MINUS SIGNS DENOTE OUTLYING VALUES

JT80-7 • 1800 HOUR TEST SERIES •

---

MODE 7

UNIT	FCO X100	FHC X100	FNO X100	STD FCO X100	STD FHC X100	STD FNO X100
2	4.0070	3.0960	14.3970	4.1050	3.1730	16.5790
4	4.0700	3.1070	14.1480	3.9850	3.0450	16.2440
5	4.0930	3.2140	13.8580	3.9440	3.1000	16.1420
6	4.1190	3.2030	13.7790	3.8960	3.0350	16.0650
7	4.0390	3.0680	14.2370	4.0620	3.0840	16.4740
8	4.0290	3.0850	14.2410	4.0830	3.1250	16.5260
9	4.0470	3.1540	14.1610	4.0480	3.1540	16.4790
10	4.0610	3.1910	14.5440	4.0340	3.1700	16.4040
11	4.1850	3.1340	14.8150	4.1570	3.1130	16.7040
12	4.0610	3.2420	14.5440	4.0340	3.2600	16.4040
13	3.8130	2.8940	13.5620	3.7550	2.8530	15.7100
14	4.0170	3.0100	14.3100	4.0620	3.0420	16.4740
15	3.7680	2.9710	13.7830	3.8830	3.0590	16.0310
16	4.0150	3.1290	14.2650	4.1050	3.1970	16.5790
18	3.9970	3.0620	14.6940	4.1340	3.1620	16.6500
19	3.7760	2.9360	14.1660	3.8620	3.0010	15.9400
20	4.0080	3.1320	14.7600	4.1120	3.2110	16.5960
21	-4.8270	-3.6680	-15.6200	-4.8220	-3.6650	-18.2650

NOTE- MINUS SIGNS DENOTE OUTLYING VALUES

JYAO-7 \* 1800 HOUR TEST SERIES \*

---

MODE 7

UNIT	NREC LA/KLA	CO FU	EI	NREC LB/KLB	MC FU	EI	NRE LA/KLA	CNO FU	EI	NR LA/KLA	CNOX FU	EI	SMK CORRECTED	NUMBER
2		25.65			5.06			1.70			4.31		1.31	
4		26.99			4.79			2.26			4.56		1.44	
5		30.31			7.16			2.17			4.29		1.31	
6		30.92			6.98			2.46			4.44		.65	
7		24.73			5.90			1.88			3.72		2.61	
8		26.99			5.32			1.82			4.41		2.35	
9		25.58			4.84			2.03			3.84		2.99	
10		26.96			4.36			2.41			4.46		1.31	
11		22.36			3.13			2.83			4.50		1.45	
12		25.00			3.09			2.37			4.55		-3.94	
13		29.39			4.40			2.63			4.60		1.97	
14		27.53			4.93			2.35			4.66		2.74	
15		32.15			6.31			1.97			3.98		1.56	
16		32.26			6.58			1.83			4.35		-3.76	
18		30.09			6.69			2.00			4.33		1.68	
19		28.99			7.36			1.58			3.92		1.31	
20		26.11			5.85			1.96			4.15		1.95	
21		26.70			6.88			2.13			4.39		.27	

NOTE - MINUS SIGNS DENOTE OUTLYING VALUES

JT8D-7 • 1800 HOUR TEST SERIES •

MODE 8

UNIT	N1 SPEED PER CENT	N2 SPEED PER CENT	CORR N1 PER CENT	CORR N2 PER CENT
2	33.00	56.70	33.16	56.98
4	32.50	56.00	32.39	55.81
5	32.00	56.00	31.80	55.65
6	32.50	56.00	32.19	55.47
7	33.00	56.00	33.06	56.11
8	33.00	56.50	33.11	56.69
9	33.00	56.20	33.03	56.25
10	33.00	56.90	33.00	56.00
11	31.00	55.00	31.00	55.00
12	34.00	57.00	34.00	57.00
13	33.50	57.60	33.40	57.43
14	32.80	56.00	32.86	56.11
15	34.00	57.00	34.22	57.36
16	30.00	53.50	30.15	53.76
18	34.00	56.20	34.23	56.58
19	32.50	57.00	32.66	57.28
20	34.00	58.00	34.18	58.31
21	-38.00	-63.00	-38.00	-63.00

NOTE - MINUS SIGNS DENOTE OUTLYING VALUES

JTRD-7 • 1800 HOUR TEST SERIES •

MODE 8

UNIT	FUEL FLOW LRM/HR	CB F/A X100	PERF F/A X100	TT7 DEG R	EPR	THRUST LRF
2	1130.	.2710	.3070	1113.	1.060	1153.
4	1160.	.2650	.3290	1140.	1.060	1095.
5	1150.	.3150	-.3370	1158.	1.050	1088.
6	1150.	.2990	.3310	1158.	1.060	1079.
7	1150.	.2590	.3130	1140.	1.040	1106.
8	1145.	.2620	.3100	1149.	1.060	1133.
9	1180.	.2990	.3220	1113.	1.060	1112.
10	1180.	.3110	.3220	1167.	1.060	1098.
11	1060.	.2410	.3200	1143.	1.060	1051.
12	1175.	-.3670	.3060	1176.	1.060	1146.
13	1120.	.2360	.3030	1104.	1.060	1178.
14	1090.	.2380	.3020	1122.	1.050	1114.
15	1210.	.3080	.3110	1122.	1.050	1166.
16	1110.	.3200	-.3510	1131.	1.040	1029.
18	1170.	.2790	.3000	1140.	1.040	1130.
19	1100.	.2820	.3050	1104.	1.050	1163.
20	1150.	.3040	.2960	1104.	1.060	1213.
21	-1400.	.2640	-.3430	1140.	-1.070	-1478.

NOTE- MINUS SIGNS DENOTE OUTLYING VALUES

JT8D-7 • 1800 HOUR TEST SERIES •

MODE 8

UNIT	CORR FU FL LBM/HR	COR CB X100	F/A COR PF F/A X100	COR T77 DEG R	COR THRUST LBF
2	1126.	.2740	.3100	1124.	1155.
4	1168.	.2630	.3270	1132.	1099.
5	1161.	.3110	.3330	1143.	1091.
6	1165.	.2930	.3250	1136.	1082.
7	1155.	.2600	.3140	1144.	1113.
8	1149.	.2640	.3120	1157.	1141.
9	1187.	.3000	.3220	1115.	1120.
10	1191.	.3110	.3220	1167.	1108.
11	1070.	.2410	.3200	1143.	1060.
12	1166.	-.3670	.3060	1176.	1156.
13	1122.	.2350	.3020	-1097.	1177.
14	1087.	.2390	.3030	1126.	1113.
15	1210.	.3120	.3150	1136.	1173.
16	1111.	.3230	-.3540	1142.	1035.
18	1168.	.2830	.3040	1155.	1136.
19	1101.	.2850	.3080	1114.	1169.
20	1150.	.3070	.2990	1116.	1219.
21	-1402.	.2640	-.3430	1140.	-1480.

NOTE- MINUS SIGNS DENOTE OUTLYING VALUES

JT8D-7 • 1800 HOUR TEST SERIES •

MODE 8

UNIT	CO2 CONC PER CENT	CO CONC PPM	HC CONC PPM	NO CONC PPM	NOX CONC PPM
2	.553	87.4	11.2	1.9	5.7
4	.540	90.6	11.5	2.5	5.7
5	.640	113.6	15.5	2.7	6.2
6	.607	109.8	17.5	2.9	6.0
7	.525	97.9	15.2	2.0	4.6
8	.531	98.7	14.8	1.8	5.2
9	.611	94.1	12.1	2.5	5.2
10	.635	93.5	9.3	3.4	6.7
11	.491	82.6	8.3	2.7	5.1
12	-.751	106.0	6.6	3.6	7.9
13	.484	72.9	6.4	3.0	5.5
14	.484	93.2	11.3	2.3	5.0
15	.624	128.7	18.3	2.6	5.8
16	.640	-179.4	-33.5	2.2	5.8
18	.563	126.2	22.4	2.1	5.6
19	.574	95.9	16.3	1.9	5.5
20	.620	95.2	13.9	2.6	6.3
21	.538	72.4	11.0	3.1	6.3

NOTE- MINUS SIGNS DENOTE OUTLYING VALUES

JT8D-7 • 1800 HOUR TEST SERIES •

MODE 8

UNIT	CO2 EI LB/KLB FU	CO EI LB/KLB FU	HC EI LB/KLB FU	NO EI LB/KLB FU	NOX EI LB/KLB FU	SMK NUMRER FRONT SIDE
2	3088.	31.05	6.87	1.11	3.31	1.31
4	3084.	32.96	7.16	1.52	3.39	1.96
5	3073.	34.75	10.23	1.37	3.10	2.46
6	3074.	35.40	9.67	1.56	3.18	1.29
7	3070.	36.43	9.68	1.24	2.78	2.24
8	3071.	36.29	9.38	1.12	3.12	1.84
9	3088.	30.30	6.70	1.31	2.76	2.60
10	3092.	28.95	4.92	1.72	3.42	1.70
11	3084.	33.00	5.71	1.80	3.32	.66
12	3097.	27.82	3.96	1.65	3.42	1.97
13	3101.	29.74	4.51	1.99	3.68	1.57
14	3079.	37.76	7.88	1.51	3.35	1.97
15	3068.	40.26	9.85	1.33	2.97	1.05
16	-3026.	-54.00	-17.35	1.07	2.88	1.32
18	3056.	43.59	13.28	1.18	3.18	1.18
19	3083.	32.79	9.60	1.08	3.10	1.70
20	3092.	30.22	7.56	1.37	3.31	1.31
21	3089.	26.46	6.89	1.86	3.80	.27

NOTE- MINUS SIGNS DENOTE OUTLYING VALUES

JT8D-7 • 1800 HOUR TEST SERIES •

---

MODE 8

UNIT	FCO X100	FHC X100	FNO X100	STD FCO X100	STD FHC X100	STD FNO X100
2	3.2820	2.5570	12.7810	3.3640	2.6180	14.7100
4	3.2480	2.5190	12.3590	3.1820	2.4700	14.2910
5	3.2730	2.6030	12.1220	3.1580	2.5140	14.1650
6	3.3030	2.6010	12.0710	3.1300	2.4690	14.0900
7	3.2110	2.4870	12.4030	3.2280	2.5000	14.3520
8	3.2770	2.5400	12.5790	3.3190	2.5710	14.5920
9	3.2510	2.5690	12.4160	3.2510	2.5690	14.4120
10	3.2330	2.5710	12.6890	3.2110	2.5540	14.3070
11	3.0800	2.3690	12.3280	3.0590	2.3530	13.9010
12	3.3910	2.7730	13.0550	3.3680	2.7550	14.7200
13	3.5050	2.6670	12.8930	3.4520	2.6290	14.9380
14	3.1930	2.4470	12.4700	3.2280	2.4730	14.3520
15	3.3370	2.6490	12.8140	3.4370	2.7260	14.8980
16	2.8190	2.2680	11.5450	2.8780	2.3150	13.4040
18	3.1970	2.5050	12.8490	3.3020	2.5840	14.5470
19	3.3450	2.6180	13.1700	3.4190	2.6740	14.8520
20	3.5500	2.8030	13.7180	3.6400	2.8720	15.4190
21	-4.8270	-3.6700	-15.6200	-4.8220	-3.6670	-18.2650

NOTE- MINUS SIGNS DENOTE OUTLYING VALUES

JT8D-7 • 1800 HOUR TEST SERIES •

---

MODE 8

UNIT	NREC CO LB/KLB FU	EI NREC HC LB/KLB FU	EI NRE CNO LB/KLB FU	EI NR CNOX LB/KLB FU	EI SMK CORRECTED
2	30.30	6.71	1.37	4.09	.84
4	33.64	7.30	1.88	4.19	1.96
5	36.02	10.60	1.72	3.89	2.46
6	37.36	10.19	1.95	3.99	1.29
7	36.23	9.64	1.55	3.46	2.24
8	35.83	9.26	1.39	3.89	1.84
9	30.30	6.70	1.63	3.44	2.60
10	29.15	4.96	2.08	4.14	1.70
11	33.23	5.74	2.18	4.02	.66
12	28.01	3.99	2.00	4.15	1.97
13	30.20	4.57	2.47	4.58	1.57
14	37.36	7.80	1.87	4.15	1.86
15	39.10	9.57	1.67	3.71	1.05
16	-52.89	-17.00	1.33	3.60	1.32
18	42.20	12.87	1.43	3.86	1.18
19	32.07	9.39	1.30	3.76	1.70
20	29.47	7.37	1.65	3.99	1.31
21	26.49	6.90	2.18	4.45	.27

NOTE- MINUS SIGNS DENOTE OUTLYING VALUES

JT8D-7 • 2400 HOUR TEST SERIES •

UNIT	TSO HR	TSB HR	AMB TEMP DEG R	AMB PRESS IN HG	AMB HUMID LB H2O/AIR
2	23664.	2462.	518.7	29.96	.008270
4	19318.	2389.	516.7	29.98	.008160
6	23130.	2389.	517.7	29.98	.008040
7	21990.	2383.	521.7	30.20	.009250
8	16117.	2383.	521.7	30.20	.009250
9	22631.	2383.	521.7	30.20	.009360
11	24952.	2375.	520.7	29.95	.008970
13	23138.	2433.	514.2	29.94	.007230
14	23256.	2433.	514.7	29.94	.007650
15	15910.	2389.	518.7	30.02	.008360
16	20755.	2350.	518.7	30.02	.008820
18	22802.	2385.	517.5	30.02	.008090
19	23088.	2385.	516.5	30.02	.007770
20	24165.	2385.	515.7	30.02	.007820
21	26676.	2320.	517.7	30.20	.009580

JT8D-7 • 2400 HOUR TEST SERIES •

---

MODE 1

UNIT	N1 SPEED PER CENT	N2 SPEED PER CENT	CORR N1 PER CENT	CORR N2 PER CENT
2	33.50	57.50	33.50	57.50
4	-28.50	-51.50	-28.56	-51.60
6	30.50	54.50	30.53	54.55
7	-37.00	-60.00	-36.89	-59.83
8	35.00	-59.00	34.90	58.83
9	-36.00	-59.00	-35.90	58.83
11	31.00	55.50	30.94	55.39
13	32.00	56.00	32.14	56.24
14	33.50	56.50	33.63	56.72
15	34.40	58.00	34.40	58.00
16	31.00	55.10	31.00	55.10
18	33.00	57.00	33.04	57.07
19	30.00	55.00	30.07	55.12
20	33.00	58.00	33.10	58.17
21	32.00	57.00	32.03	57.06

NOTE- MINUS SIGNS DENOTE OUTLYING VALUES

JT8D-7 • 2400 HOUR TEST SERIES •

MODE 1

UNIT	FUEL FLOW LBM/HR	CB F/A X100	PERF F/A X100	TT7 DEG R	EPR	THRUST LAF
2	1200.	.2940	.3220	1140.	1.050	1178.
4	1125.	.3230	-.3890	-1230.	1.060	990.
6	1150.	.3240	-.7580	1176.	1.050	1049.
7	-1280.	.3570	.3170	1176.	1.060	-1280.
8	1240.	.2840	.3150	1140.	1.060	1232.
9	-1260.	.2900	.3160	1140.	-1.070	1232.
11	1020.	.2610	.3120	1176.	1.060	1078.
13	1150.	.2840	.3290	1176.	1.040	1119.
14	1200.	.2710	.3190	1158.	1.060	1142.
15	-1290.	.3090	.3310	-1194.	-1.070	1200.
16	1160.	.3320	.3520	1149.	1.060	1061.
18	1150.	.2730	.3140	1158.	-1.030	1155.
19	1050.	.2960	.3350	1131.	-1.030	1062.
20	1100.	.2910	.2990	1122.	1.040	1208.
21	1225.	.3220	.3500	-1203.	1.050	1148.

NOTE- MINUS SIGNS DENOTE OUTLYING VALUES

JT8D-7 • 2400 HOUR TEST SERIES •

MODE 1

UNIT	CORR FU FL LBM/HR	COR CB F/A X100	COR PF F/A X100	CORR TT7 DEG R	COR THRUST LBF
2	1202.	.2940	.3220	1140.	1180.
4	1125.	.3240	-.3910	-1234.	992.
6	1151.	.3250	-.3590	1178.	1051.
7	-1296.	.3550	.3150	1169.	-1292.
8	-1255.	.2820	.3130	1133.	-1244.
9	-1275.	.2890	.3140	1133.	-1244.
11	1023.	.2600	.3110	1171.	1079.
13	1146.	.2860	.3310	1186.	1120.
14	1196.	.2730	.3220	1167.	1143.
15	-1294.	.3090	.3310	1194.	1204.
16	1164.	.3320	.3520	1149.	1065.
18	1152.	.2730	.3150	1161.	1159.
19	1051.	.2970	.3360	1136.	1066.
20	1100.	.2930	.3010	1128.	1212.
21	1235.	.3230	.3510	-1205.	1159.

NOTE- MINUS SIGNS DENOTE OUTLYING VALUES

JT8D-7 • 2400 HOUR TEST SERIES •

MODE 1

UNIT	CO2 CONC PER CENT	CO CONC PPM	HC CONC PPM	NO CONC PPM	NOX CONC PPM
2	.601	82.4	9.0	2.6	6.1
4	.649	155.9	30.8	2.1	4.8
6	.657	135.1	21.0	1.6	6.3
7	.729	105.4	14.2	5.7	7.9
8	.582	78.1	8.6	2.9	6.2
9	.596	74.7	7.9	3.7	6.7
11	.530	90.5	14.2	2.2	5.0
13	.578	93.8	16.1	-6.3	5.9
14	.550	102.7	16.8	4.9	5.6
15	.629	107.2	15.5	1.9	5.4
16	.662	-172.9	-41.6	1.2	5.9
18	.553	92.8	15.8	2.0	5.3
19	.597	123.0	19.3	1.0	5.4
20	.589	110.9	18.1	1.5	5.9
21	.652	119.9	24.3	3.0	5.7

NOTE - MINUS SIGNS DENOTE OUTLYING VALUES

JT8D-7 • 2400 HOUR TFST SERIES •

---

MODE 1

UNIT	CO2 EI LB/KLB FU	CO EI LB/KLB FU	HC EI LB/KLB FU	NO EI LB/KLB FU	NOX EI LB/KLB FU	SMK NUMBER FRONT SIDE
2	3093.	26.99	5.05	1.39	3.28	.40
4	3040.	46.48	15.79	1.04	2.35	1.56
6	3064.	40.12	10.69	.77	3.05	.39
7	3093.	28.44	6.60	2.52	3.50	2.97
8	3100.	26.49	5.04	1.61	3.47	.64
9	3105.	24.79	4.51	2.00	3.66	1.30
11	3074.	33.40	9.02	1.30	3.03	1.17
13	3082.	31.84	9.38	-3.51	3.51	.26
14	3073.	36.51	10.28	2.86	3.29	.92
15	3081.	33.40	8.30	.99	2.79	1.69
16	-3020.	50.19	-20.75	.57	2.81	1.32
18	3071.	32.82	9.60	1.17	3.09	1.56
19	3056.	40.06	10.81	.54	2.86	.78
20	3063.	36.70	10.29	.80	3.20	1.72
21	3065.	35.85	12.50	1.48	2.81	1.99

NOTE- MINUS SIGNS DENOTE OUTLYING VALUES

JTAD-7 • 2400 HOUR TEST SERIES •

MODE 1

UNIT	FCO X100	FMC X100	FNO X100	STD FCO X100	STD FMC X100	STD FNO X100
2	3.4700	2.7250	12.8060	3.4660	2.7230	14.9740
4	-2.6180	-2.1160	-10.8600	-2.6410	-2.1340	-12.7760
6	2.9820	2.3970	11.7560	2.9930	2.4060	13.7210
7	-4.0850	-3.2950	-13.8570	-3.9920	-3.2210	-16.3010
8	-3.8420	-2.9850	13.3540	-3.7550	2.9200	-15.7100
9	-3.8420	-2.9960	13.3250	-3.7550	2.9300	-15.7100
11	3.1530	2.4450	11.9280	3.1190	2.4190	14.8600
13	3.1760	2.4940	12.4060	3.2490	2.5500	14.4050
14	3.2570	2.5370	12.4920	3.3240	2.5870	14.6000
15	3.5820	2.9320	13.0300	3.5730	2.8250	15.2000
16	3.0820	2.4830	11.8100	3.0760	2.4770	13.5600
18	3.3660	2.6180	12.6250	3.3790	2.6280	14.7430
19	3.0500	2.4140	11.9820	3.0770	2.4350	13.9490
20	3.5620	2.7910	13.1320	3.6090	2.8270	15.3610
21	3.3830	2.7010	12.3130	3.3770	2.6960	14.7430

NOTE - MINUS SIGNS DENOTE OUTLYING VALUES

JT8D-7 • 2400 HOUR TEST SERIES •

---

MODE 1

UNIT	NREC CO LB/KLB FU	EI	NREC MC LB/KLB FU	EI	NRE CNO LB/KLB FU	EI	NR CNOX LB/KLB FU	EI	SMK NUMFR CORRECTED
2	27.02		5.06		1.62		3.84		.40
4	46.09		15.66		1.21		2.76		1.56
6	39.97		10.65		.90		3.56		.39
7	29.10		6.75		2.96		4.12		2.97
8	27.10		5.15		1.90		4.09		.64
9	25.36		4.61		2.35		4.32		1.30
11	33.77		9.12		1.54		3.57		1.17
13	31.12		9.18		-4.08		4.08		.26
14	35.78		10.08		3.35		3.85		.92
15	33.48		8.32		1.15		3.26		1.69
16	50.31		-20.80		.67		3.31		1.32
18	32.69		9.56		1.36		3.61		1.56
19	39.70		10.72		.63		3.33		.78
20	36.22		10.16		.94		3.73		1.72
21	35.91		12.52		1.77		3.36		1.99

NOTE- MINUS SIGNS DENOTE OUTLYING VALUES

JTAD-7 • 2400 HOUR TEST SERIES •

MODE 2

UNIT	N1 SPEED PER CENT	N2 SPEED PER CENT	CORR N1 PER CENT	CORR N2 PER CENT
2	35.00	60.00	35.00	60.00
4	36.50	59.50	36.57	59.62
6	37.00	60.50	37.04	60.56
7	37.00	60.00	36.89	59.83
8	36.00	60.00	35.90	59.83
9	37.00	60.00	36.89	59.83
11	35.50	60.00	35.43	59.88
13	36.00	60.00	36.16	60.26
14	37.00	60.00	37.14	60.23
15	36.50	60.00	36.50	60.00
16	35.70	60.00	35.70	60.00
18	36.00	60.00	36.04	60.07
19	36.00	60.00	36.08	60.13
20	35.50	60.00	35.60	60.17
21	36.00	61.00	36.03	61.06

NOTE- MINUS SIGNS DENOTE OUTLYING VALUES

JT8D-7 • 2400 HOUR TEST SERIES •

---

MODE 2

UNIT	FUEL FLOW LBM/HR	CB F/A X100	PERF F/A X100	TT7 DEG R	EPR	THRUST LAF
2	1250.	.2970	.3190	1140.	1.050	1298.
4	1350.	.2880	.3360	1194.	1.060	1279.
6	1350.	.3190	.3340	1176.	1.050	1331.
7	1280.	.3190	.3170	1176.	1.060	1280.
8	1300.	.2810	.3260	1140.	1.060	1280.
9	1300.	.2940	.3210	1140.	1.070	1280.
11	1180.	.2330	.3000	1176.	1.070	1293.
13	1325.	.2380	.3310	1140.	1.070	1315.
14	1325.	.2630	.3270	1158.	1.070	1313.
15	1370.	.2920	-.3420	1104.	1.070	1296.
16	1320.	.3080	.3330	1140.	1.060	1296.
18	1240.	.2480	.3110	1140.	1.050	1300.
19	1200.	.2920	.3000	-1104.	1.060	1303.
20	1225.	.2920	.3080	1140.	1.050	1306.
21	1375.	.3040	-.3430	1194.	1.050	1351.

NOTE- MINUS SIGNS DENOTE OUTLYING VALUES

JT80-7 • 2400 HOUR TEST SERIES •

---

MODE 2

UNIT	CORR FU FL LRM/HR	COR CR F/A X100	COR PF F/A X100	CORR TT7 DEG R	COR THRUST LBF
2	1252.	.2970	.3190	1140.	1300.
4	1350.	.2890	.3370	-1198.	1282.
6	1351.	.3200	.3350	1178.	1334.
7	1296.	.3170	.3150	1169.	1292.
8	1316.	.2790	.3240	1133.	1292.
9	1316.	.2930	.3200	1133.	1292.
11	1183.	-.2320	.2990	1171.	1294.
13	1320.	.2490	.3340	1150.	1316.
14	1321.	.2660	.3300	1167.	1314.
15	1375.	.2920	.3420	1104.	1300.
16	1324.	.3080	.3330	1140.	1300.
18	1243.	.2490	.3110	1142.	1304.
19	1201.	.2930	.3020	-1109.	1308.
20	1226.	.2940	.3100	1146.	1310.
21	1387.	.3050	-.3430	1196.	1364.

NOTE- MINUS SIGNS DENOTE OUTLYING VALUES

JT8D-7 • 2400 HOUR TEST SERIES •

MODE 2

UNIT	CO2 CONC PER CENT	CO CONC PPM	HC CONC PPM	NO CONC PPM	NOX CONC PPM
2	.608	74.3	7.8	3.4	7.2
4	.590	71.4	13.8	3.7	6.5
6	.654	77.7	10.8	3.3	7.2
7	.653	88.7	13.5	5.8	7.4
8	.576	68.1	7.3	3.5	6.5
9	.604	72.8	7.9	3.6	6.7
11	.477	58.2	8.5	2.9	5.4
13	.487	61.2	10.6	5.5	5.6
14	.539	72.8	10.7	5.3	6.0
15	.597	86.2	11.6	1.8	5.6
16	.625	106.0	19.2	1.7	6.5
18	.504	87.0	13.8	2.4	5.0
19	.597	71.8	7.8	2.1	6.2
20	.596	89.4	11.2	2.0	6.4
21	.620	88.0	16.7	3.4	6.2

NOTE- MINUS SIGNS DENOTE OUTLYING VALUES

JT8D-7 • 2400 HOUR TEST SERIES •

MODE 2

UNIT	CO2 EI LB/KLA FU	CO EI LB/KLA FU	HC EI LB/KLA FU	NO EI LB/KLA FU	NOX EI LB/KLA FU	SMK NUMBER FRONT SIDE
2	3099.	24.12	4.33	1.82	3.82	1.05
4	3097.	23.87	7.95	2.03	3.55	1.30
6	3104.	23.45	5.61	1.66	3.58	.92
7	3095.	26.79	6.97	2.88	3.68	.65
8	3107.	23.37	4.32	1.99	3.67	1.55
9	3106.	23.84	4.43	1.94	3.63	1.43
11	3097.	24.07	6.01	1.95	3.64	1.30
13	3099.	24.77	7.39	-3.68	3.70	.79
14	3098.	26.63	6.73	3.18	3.63	1.45
15	3093.	28.40	6.55	1.00	3.02	1.44
16	3075.	33.19	10.33	.87	3.34	2.47
18	3071.	33.76	9.18	1.51	3.20	.79
19	3100.	23.70	4.45	1.15	3.35	1.31
20	3085.	29.48	6.35	1.06	3.48	2.11
21	3087.	27.90	9.10	1.78	3.23	2.40

NOTE - MINUS SIGNS DENOTE OUTLYING VALUES

JT8D-7 • 2400 HOUR TEST SERIES •

---

MODE 2

UNIT	FCO X100	FHC X100	FNO X100	STD FCO X100	STD FHC X100	STD FNO X100
2	4.0380	3.1540	14.0290	4.0340	3.1510	16.4040
4	3.9050	3.0420	13.7870	3.9410	3.0690	16.1750
6	4.1550	3.2820	14.3400	4.1710	3.2950	16.7400
7	4.0850	3.2270	13.8570	3.9920	3.1550	16.3010
8	4.0850	3.1590	13.8570	3.9920	3.0890	16.3010
9	4.0850	3.1830	13.8270	3.9920	3.1130	16.3010
11	4.0520	3.0560	13.8620	4.0060	3.0240	16.3750
13	4.0020	3.0340	14.2520	4.0980	3.1020	16.5610
14	4.0060	3.0770	14.1460	4.0910	3.1390	16.5440
15	4.0440	3.1510	14.0180	4.0340	3.1430	16.4040
16	4.0440	3.1770	13.8960	4.0340	3.1690	16.4040
18	4.0340	3.0710	14.0770	4.0510	3.0840	16.4480
19	4.0270	3.1390	14.1530	4.0660	3.1680	16.4820
20	4.0210	3.1360	14.1290	4.0760	3.1780	16.5090
21	4.3040	3.3670	14.2320	4.2970	3.3610	17.0420

NOTE- MINUS SIGNS DENOTE OUTLYING VALUES

JT8D-7 • 2400 HOUR TEST SERIES •

---

MODE 2

UNIT	NREC CO FI LB/KLB FU	NREC HC EI LB/KLB FU	NRE CNO EI LB/KLB FU	NR CNOX EI LB/KLB FU	SMK NUMBER CORRECTED
2	24.14	4.34	2.13	4.47	1.05
4	23.66	7.87	2.38	4.17	1.30
6	23.36	5.59	1.94	4.18	.92
7	27.41	7.13	3.39	4.33	.65
8	23.92	4.42	2.34	4.32	1.55
9	24.19	4.53	2.28	4.27	1.43
11	24.35	6.08	2.30	4.29	1.30
13	24.19	7.22	-4.28	4.30	.79
14	26.08	6.59	3.72	4.24	1.45
15	28.48	6.57	1.16	3.53	1.44
16	33.27	10.36	1.03	3.94	1.85
18	33.62	9.14	1.76	3.73	.79
19	23.47	4.41	1.34	3.91	1.31
20	29.09	6.27	1.24	4.06	.84
21	27.94	9.11	2.13	3.86	2.40

NOTE- MINUS SIGNS DENOTE OUTLYING VALUES

JT8D-7 \* 2400 HOUR TEST SERIES \*

MODE 3

UNIT	N1 SPEED PER CENT	N2 SPEED PER CENT	CORR N1 PER CENT	CORR N2 PER CENT
2	94.00	94.00	94.00	94.00
4	95.00	92.00	95.18	92.18
6	94.50	93.80	94.59	93.89
7	94.00	93.00	93.73	92.73
8	94.00	94.00	93.73	93.73
9	93.00	93.00	92.73	92.73
11	93.50	94.00	93.32	93.82
13	92.00	92.00	92.40	92.40
14	92.00	92.00	92.36	92.36
15	94.20	92.80	94.20	92.80
16	92.60	94.10	92.60	94.10
18	93.00	93.00	93.11	93.11
19	93.00	-95.00	93.20	-95.21
20	95.00	94.50	95.28	94.77
21	93.00	93.00	93.09	93.09

NOTE- MINUS SIGNS DENOTE OUTLYING VALUES

JT8D-7 • 2400 HOUR TEST SERIES •

MODE 3

UNIT	FUEL FLOW LRM/HR	CB F/A X100	PERF F/A X100	TT7 DEG R	EPR	THRUST LAF
2	8500.	.9290	.7360	1446.	1.980	13981.
4	8650.	.9780	.7420	1446.	1.980	13972.
6	8400.	.9670	.7240	1446.	1.980	13972.
7	8600.	-1.0860	.7420	-1500.	1.980	13870.
8	8400.	.9000	.7250	1428.	1.980	13870.
9	8400.	.9610	.7290	1464.	1.980	13870.
11	8100.	.8240	.7060	1464.	1.980	13986.
13	8250.	.8370	.7180	1428.	1.980	13991.
14	8050.	.8360	.7010	1446.	1.980	13991.
15	8400.	.9010	.7250	1428.	1.980	13953.
16	7900.	.8130	.6880	1437.	1.980	13953.
18	8300.	.8660	.7200	1473.	1.980	13953.
19	8200.	.8640	.7100	1428.	1.980	13953.
20	8500.	.9570	.7270	-1491.	1.980	13953.
21	8500.	.9530	.7330	1464.	1.980	13870.

NOTE- MINUS SIGNS DENOTE OUTLYING VALUES

JT8D-7 • 2400 HOUR TEST SERIES •

MODE 3

UNIT	CORR FU FL LBM/HR	COR CB X100	F/A COR PF F/A X100	CORR TT7 DEG R	COR THRUST LBF
2	8511.	.9290	.7360	1446.	14000.
4	8651.	.9820	.7450	1451.	14000.
6	8409.	.9690	.7250	1448.	14000.
7	8706.	-1.0800	.7380	-1491.	14000.
8	8503.	.8950	.7210	1419.	14000.
9	8503.	.9550	.7250	1455.	14000.
11	8124.	.8210	.7030	1458.	14000.
13	8220.	.8440	.7250	1440.	14000.
14	8024.	.8420	.7070	1457.	14000.
15	8429.	.9010	.7250	1428.	14000.
16	7926.	.8130	.6880	1437.	14000.
18	8318.	.8680	.7220	1476.	14000.
19	8210.	.8680	.7130	1434.	14000.
20	8504.	.9630	.7310	-1499.	14000.
21	8571.	.9550	.7350	1467.	14000.

NOTE- MINUS SIGNS DENOTE OUTLYING VALUES

JT8D-7 • 2400 HOUR TEST SERIES •

MODE 3

UNIT	CO2 CONC PER CENT	CO CONC PPM	HC CONC PPM	NO CONC PPM	NOX CONC PPM
2	1.943	12.1	1.6	80.4	79.3
4	2.051	13.2	-4.1	80.9	79.2
6	2.027	12.8	2.2	78.6	78.2
7	-2.282	11.9	2.1	95.1	91.9
8	1.887	10.0	1.2	81.2	78.1
9	2.015	11.5	1.6	86.0	83.6
11	1.723	11.7	2.3	68.8	68.0
13	1.754	11.8	2.4	71.2	67.9
14	1.752	12.2	1.6	-63.9	-62.6
15	1.889	10.5	1.6	85.0	84.1
16	1.703	10.4	2.0	71.1	71.2
18	1.810	11.2	1.9	76.0	76.5
19	1.806	11.3	1.6	73.0	72.1
20	2.003	13.2	1.5	81.2	80.0
21	1.999	12.6	1.5	75.9	75.9

NOTE- MINUS SIGNS DENOTE OUTLYING VALUES

JT8D-7 • 2400 HOUR TEST SERIES •

---

MODE 3

UNIT	CO2 EI LB/KLB FU	CO EI LB/KLB FU	HC EI LB/KLB FU	NO FI LB/KLB FU	NOX EI LB/KLB FU	SMK NUMBER FRONT SIDE
2	3146.	1.25	.29	13.62	13.62	30.98
4	3152.	1.29	-.70	13.00	13.00	38.70
6	3153.	1.27	.38	12.78	12.78	39.77
7	3153.	1.05	.32	13.75	13.75	40.36
8	3154.	1.06	.22	14.18	14.18	34.90
9	3153.	1.15	.27	14.06	14.06	38.15
11	3148.	1.36	.46	13.15	13.15	35.84
13	3155.	1.35	.47	13.40	13.40	44.16
14	3155.	1.40	.31	12.03	12.03	36.61
15	3153.	1.12	.30	14.84	14.94	30.43
16	3153.	1.22	.41	13.77	13.77	28.91
18	3146.	1.24	.36	13.80	13.91	28.00
19	3146.	1.25	.30	13.30	13.30	27.81
20	3146.	1.32	.26	13.34	13.34	34.04
21	3153.	1.27	.25	12.53	12.53	32.01

NOTE- MINUS SIGNS DENOTE OUTLYING VALUES

JTAD-7 • 2400 HOUR TEST SERIES •

MODE 3

UNIT	FCO X100	FHC X100	FNO X100	STD FCO X100	STD FHC X100	STD FNO X100
2	116.7850	116.0550	90.4980	116.0520	116.0520	105.8200
4	101.3140	101.3140	80.6150	107.5690	107.5690	94.9710
6	119.6170	119.6170	89.7980	120.9170	120.9170	105.0280
7	-131.3490	-131.3490	83.8870	125.8590	125.8590	98.1180
8	112.1740	112.1740	88.9600	107.8360	107.8360	104.0740
9	110.0480	110.0480	83.7010	105.7180	105.7180	98.1180
11	101.0860	101.0860	89.0980	98.9520	98.9520	104.5800
13	86.5050	86.5050	82.1040	88.6050	88.6050	96.2090
14	86.3810	86.3810	81.4350	88.0060	88.0060	95.9410
15	99.2810	99.2810	86.1800	99.1000	99.1000	98.5120
16	101.3020	101.3020	90.2580	101.1080	101.1080	106.5470
18	96.8470	96.8470	85.6790	97.9760	97.9760	100.3440
19	120.1330	120.1330	-98.1500	122.9420	122.9420	-114.8450
20	128.6780	128.6780	94.8850	-137.0250	-137.0250	111.5490
21	108.9750	108.9750	87.5290	109.5300	109.5300	100.2120

NOTE - MINUS SIGNS DENOTE OUTLYING VALUES

JT8D-7 • 2400 HOUR TEST SERIES •

MODE 3

UNIT	NREC LB/KLB FU	CO EI	NREC LA/KLB FU	HC EI	NRE LA/KLB FU	CNO EI	N <sub>9</sub> LA/KLB FU	CNOX EI	SMK CORRECTED	NUMBER
2		1.25		.29		15.92		15.92		30.98
4		1.26		-.60		15.31		15.31		35.61
6		1.26		.37		14.95		14.95		34.34
7		1.09		.34		16.08		16.08		34.88
8		1.10		.23		16.58		16.58		33.25
9		1.20		.28		16.48		16.48		34.97
11		1.39		.47		15.43		15.43		34.00
13		1.29		.45		15.70		15.70		33.75
14		1.34		.30		-14.18		-14.18		35.67
15		1.12		.30		-18.77		-18.77		30.43
16		1.23		.41		16.26		16.26		28.91
18		1.22		.35		16.16		16.29		28.00
19		1.22		.30		15.56		15.56		27.81
20		1.27		.25		15.68		15.68		34.04
21		1.26		.25		15.03		15.03		32.01

NOTE - MINUS SIGNS DENOTE OUTLYING VALUES

JT8D-7 • 2400 HOUR TEST SERIES •

MODE 4

UNIT	N1 SPEED PER CENT	N2 SPEED PER CENT	CORR N1 PER CENT	CORR N2 PER CENT
2	88.00	91.00	88.00	91.00
4	89.00	90.00	89.17	90.17
6	88.80	91.50	88.80	91.50
7	89.00	91.00	88.74	90.74
8	88.00	92.00	87.75	91.74
9	88.00	91.00	87.75	90.74
11	87.00	91.60	86.83	91.42
13	87.00	90.00	87.38	90.39
14	87.50	90.00	87.84	90.15
15	88.20	90.10	88.20	90.10
16	87.40	92.00	87.40	92.00
18	88.00	91.00	88.11	91.11
19	88.50	92.00	88.69	92.20
20	89.00	92.00	89.26	92.27
21	87.00	91.00	87.08	91.09

NOTE- MINUS SIGNS DENOTE OUTLYING VALUES

JT8D-7 • 2400 HOUR TEST SERIES •

MODE 4

UNIT	FUEL FLOW LBM/HR	CB F/A X100	PERF F/A X100	TT7 DEG R	EPR	THRUST LRF
2	6700.	.7220	.6090	1356.	1.800	12184.
4	7050.	.7370	.6320	1374.	1.800	12176.
6	7000.	.7370	.6300	1374.	1.800	12176.
7	7000.	-.8670	.6290	1392.	1.800	12087.
8	6900.	.6970	.6170	1356.	1.800	12087.
9	7000.	.7620	.6350	1392.	1.800	12087.
11	-6550.	-.6300	.6040	1392.	1.800	12192.
13	7100.	.6810	.6470	1356.	1.800	12192.
14	6750.	.6710	.6130	1392.	1.800	12192.
15	6900.	.6940	.6250	1392.	1.800	12159.
16	-6600.	.6440	.6030	1365.	1.800	12159.
18	7000.	.6880	.6340	1392.	1.800	12159.
19	6700.	.7020	.6030	1356.	1.800	12159.
20	7025.	.7660	.6280	-1419.	1.800	12159.
21	6800.	.7700	.6180	1392.	1.800	12087.

NOTE - MINUS SIGNS DENOTE OUTLYING VALUES

JT8D-7 • 2400 HOUR TEST SERIES •

---

MODE 4

UNIT	CORR FU FL LBM/HR	COR CR F/A X100	COR PF F/A X100	CORR TT7 DEG R	COR THRUST LBF
2	6709.	.7220	.6090	1356.	12200.
4	7051.	.7400	.6350	1379.	12200.
6	7007.	.7390	.6310	1376.	12200.
7	7086.	-.8620	.6250	1384.	12200.
8	6883.	.6930	.6130	1348.	12200.
9	7086.	.7580	.6310	1384.	12200.
11	-6569.	-.6270	.6020	1386.	12200.
13	7074.	.6870	-.6530	1368.	12200.
14	6728.	.6760	.6180	1403.	12200.
15	6923.	.6940	.6250	1392.	12200.
16	6522.	.6440	.6030	1365.	12200.
18	7015.	.6900	.6350	1395.	12200.
19	6708.	.7050	.6050	1362.	12200.
20	7028.	.7700	.6320	-1427.	12200.
21	6857.	.7710	.6200	1394.	12200.

NOTE - MINUS SIGNS DENOTE OUTLYING VALUES

JT8D-7 • 2400 HOUR TEST SERIES •

---

MODE 4

UNIT	CO2 CONC PER CENT	CO CONC PPM	HC CONC PPM	NO CONC PPM	NOX CONC PPM
2	1.506	12.8	1.7	49.9	51.7
4	1.541	12.8	-3.4	55.1	55.2
6	1.542	13.3	2.1	51.9	53.2
7	-1.816	12.0	1.5	-68.0	66.8
8	1.457	10.4	1.4	51.3	51.0
9	1.595	12.1	1.6	57.2	56.6
11	-1.314	11.9	2.2	44.8	45.6
13	1.425	11.4	2.0	51.5	49.2
14	1.403	12.5	1.4	44.9	44.9
15	1.450	11.8	1.3	55.0	55.2
16	1.345	10.5	1.5	47.8	48.7
18	1.476	11.4	1.9	50.5	51.8
19	1.465	11.5	1.5	49.0	50.3
20	1.599	13.2	1.3	56.1	56.5
21	1.611	13.1	1.2	51.0	51.5

NOTE- MINUS SIGNS DENOTE OUTLYING VALUES

JT8D-7 • 2400 HOUR TEST SERIES •

MODE 4

UNIT	CO2 EI LB/KLB FU	CO EI LB/KLB FU	HC EI LB/KLB FU	NO EI LB/KLB FU	NOX EI LB/KLB FU	SMK NUMBER FRONT SIDE
2	3145.	1.70	.38	10.88	11.28	30.00
4	3151.	1.66	-.77	11.79	11.80	36.77
6	3152.	1.73	.47	11.10	11.76	36.47
7	3153.	1.33	.29	12.35	12.35	36.88
8	3153.	1.43	.33	11.61	11.61	32.11
9	3153.	1.52	.35	11.83	11.83	35.26
11	3147.	1.81	.58	11.21	11.42	29.61
13	3154.	1.60	.48	11.92	11.92	38.01
14	3154.	1.79	.35	10.55	10.55	36.34
15	3152.	1.63	.31	12.71	12.71	27.95
16	3152.	1.57	.39	11.71	11.94	26.95
18	3145.	1.59	.46	11.57	11.87	26.67
19	3146.	1.58	.35	11.01	11.30	27.64
20	3146.	1.66	.28	11.54	11.61	31.54
21	3153.	1.63	.26	10.43	10.54	31.38

NOTE- MINUS SIGNS DENOTE OUTLYING VALUES

JT8D-7 • 2400 HOUR TEST SERIES •

MODE 4

UNIT	FCO X100	FHC X100	FNO X100	STD FCO X100	STD FHC X100	STD FNO X100
2	66.6810	66.6810	75.5930	66.6450	66.6450	88.3910
4	61.4160	61.4160	71.3400	62.5460	62.5460	83.9A60
6	71.4160	71.4160	78.3460	72.0460	72.0460	91.6190
7	-79.4170	-79.4170	74.3290	76.4860	76.4860	86.9780
8	71.9040	71.9040	79.0100	69.4090	69.4090	92.4360
9	70.1080	70.1080	74.1680	67.6340	67.6340	86.9780
11	63.8430	63.8430	77.2550	62.6540	62.6540	90.7090
13	57.8410	57.8410	72.7030	60.3300	60.3300	85.1400
14	57.1820	57.1820	72.1020	59.3480	59.3480	84.9080
15	59.1030	59.1030	71.4360	58.9810	58.9810	83.5990
16	67.5910	67.5910	79.5640	67.4500	67.4500	93.9230
18	64.4070	64.4070	75.9950	65.0410	65.0410	88.9A80
19	72.1A50	72.1850	81.2810	73.6280	73.6280	95.0580
20	77.7340	77.7340	81.2280	79.9590	79.9590	95.4790
21	70.9130	70.9130	74.0850	71.1580	71.1580	88.8680

NOTE- MINUS SIGNS DENOTE OUTLYING VALUES

JTAD-7 • 2400 HOUR TEST SERIES •

MODE 4

UNIT	NREC LB/KLB	CO FU	EI	NREC LB/KLB	HC FU	EI	NRE LB/KLB	CNO FU	EI	NR LB/KLB	CNOX FU	EI	SMK CORRECTED	NUMBR
2		1.70			.38		12.73			13.19			30.00	
4		1.63			-.75		13.88			13.90			32.75	
6		1.71			.47		12.98			13.29			34.58	
7		1.38			.30		14.45			14.45			34.67	
8		1.48			.34		13.58			13.58			30.62	
9		1.58			.36		13.87			13.87			34.74	
11		1.85			.59		13.17			13.41			29.24	
13		1.53			.46		13.96			13.96			34.89	
14		1.72			.34		-12.42			-12.42			34.34	
15		1.63			.31		14.88			14.88			27.95	
16		1.58			.39		13.82			14.10			26.95	
18		1.57			.46		13.55			13.90			26.67	
19		1.55			.35		12.88			13.22			27.44	
20		1.61			.27		13.55			13.64			31.54	
21		1.62			.25		12.51			-12.65			31.38	

NOTE - MINUS SIGNS DENOTE OUTLYING VALUES

JT8D-7 \* 2400 HOUR TEST SERIES \*

MODE 5

UNIT	N1 SPEED PER CENT	N2 SPEED PER CENT	CORR N1 PER CENT	CORR N2 PER CENT
2	79.00	87.00	79.00	87.00
4	79.00	85.00	79.15	85.16
6	78.80	86.50	78.88	86.58
7	79.00	86.00	78.77	85.75
8	78.00	86.00	77.78	85.75
9	79.00	86.00	78.77	85.75
11	79.00	87.00	78.85	86.83
13	78.00	86.00	78.34	86.38
14	78.00	85.00	78.30	85.33
15	79.40	86.00	79.40	86.00
16	78.20	87.00	78.20	87.00
18	79.00	86.00	79.10	86.10
19	-80.00	87.00	-80.17	87.19
20	79.00	87.00	79.23	87.25
21	79.00	86.00	79.08	86.08

NOTE- MINUS SIGNS DENOTE OUTLYING VALUES

JT8D-7 • 2400 HOUR TEST SERIES •

MODE 5

UNIT	FUEL FLOW LBM/HR	CR F/A X100	PERF F/A X100	TT7 DEG R	EPR	THRUST LAF
2	4650.	.4650	.4830	1248.	1.520	A423.
4	4650.	.4320	.4800	1230.	1.520	A417.
6	4550.	.4660	.4730	1248.	1.520	A417.
7	4770.	-.5740	.4950	1266.	1.520	A356.
8	4730.	.4480	.4990	1212.	1.520	A356.
9	4820.	.4710	.5000	1248.	1.520	A356.
11	4560.	.4090	.4760	-1284.	1.520	A426.
13	4700.	.4420	.4920	1248.	1.520	A428.
14	4520.	.4170	.4730	1248.	1.520	A428.
15	4710.	.4680	.4850	1257.	1.520	A406.
16	4570.	.4110	.4800	1230.	1.520	A406.
18	-4950.	.4270	-.5110	1248.	1.520	A406.
19	4800.	.4710	.4870	1212.	1.520	A406.
20	4750.	.4990	.4890	1257.	1.520	A406.
21	4800.	.4970	.4930	1266.	1.520	A356.

NOTE- MINUS SIGNS DENOTE OUTLYING VALUES

JT8D-7 • 2400 HOUR TEST SERIES •

MODE 5

UNIT	CORR FU FL LBM/HR	COR CR F/A X100	COR PF F/A X100	CORR TT7 DEG R	COR THRUST LBF
2	4656.	.4650	.4830	1248.	8434.
4	4650.	.4330	.4820	1234.	8434.
6	4555.	.4670	.4730	1250.	8434.
7	4829.	-.5710	.4920	1258.	8434.
8	4788.	.4450	.4960	-1205.	8434.
9	4879.	.4680	.4970	1241.	8434.
11	4573.	.4070	.4740	1279.	8434.
13	4683.	.4460	.4960	1259.	8434.
14	-4506.	.4200	.4770	1257.	8434.
15	4726.	.4680	.4850	1257.	8434.
16	4585.	.4110	.4800	1230.	8434.
18	-4961.	.4280	-.5130	1251.	8434.
19	4806.	.4730	.4890	1217.	8434.
20	4752.	.5020	.4920	1264.	8434.
21	4840.	.4980	.4940	1268.	8434.

NOTE- MINUS SIGNS DENOTE OUTLYING VALUES



JT8D-7 • 2400 HOUR TEST SERIES •

MODE 5

UNIT	CO <sub>2</sub> CONC PER CENT	CO CONC PPM	HC CONC PPM	NO CONC PPM	NO <sub>x</sub> CONC PPM
2	.967	14.5	1.7	23.9	25.8
4	.899	13.6	-3.2	24.0	25.1
6	.971	15.3	2.0	24.2	26.3
7	-1.199	15.9	2.1	33.1	33.2
8	.934	12.6	1.8	23.4	24.7
9	.982	13.0	1.1	25.2	27.1
11	.850	13.8	2.2	22.5	24.4
13	.921	14.4	2.1	25.1	25.1
14	.868	16.8	1.3	21.5	21.9
15	.976	13.3	1.9	26.9	29.0
16	.856	12.7	1.5	21.3	23.4
18	.889	15.8	2.1	21.3	22.9
19	.979	13.4	1.6	24.6	26.5
20	1.039	14.5	1.3	26.6	28.9
21	1.037	15.6	1.3	24.4	26.3

NOTE- MINUS SIGNS DENOTE OUTLYING VALUES

JT8D-7 \* 2400 HOUR TEST SERIES \*

---

MODE 5

UNIT	CO2 EI LB/KLB FU	CO EI LB/KLB FU	HC EI LB/KLB FU	NO EI LB/KLB FU	NOX EI LB/KLB FU	SMK NUMBER FRONT SIDE
2	3143.	3.01	.60	8.10	8.76	22.38
4	3148.	3.03	-1.21	8.80	9.17	24.42
6	3147.	3.16	.72	8.20	8.92	25.16
7	3150.	2.65	.62	9.09	9.13	29.62
8	3150.	2.71	.67	8.27	8.72	23.61
9	3151.	2.66	.39	8.45	9.08	25.59
11	3144.	3.26	.91	8.70	9.43	19.08
13	3151.	3.14	.78	8.97	8.98	28.83
14	3151.	3.88	.52	8.14	8.32	24.45
15	3150.	2.73	.68	9.07	9.78	22.97
16	3150.	2.96	.51	8.18	9.00	19.90
18	3142.	3.10	.81	7.86	8.45	18.54
19	3143.	2.73	.56	8.26	8.89	-18.00
20	3144.	2.79	.41	8.41	9.15	24.27
21	3150.	3.02	.43	7.76	8.36	24.40

NOTE- MINUS SIGNS DENOTE OUTLYING VALUES

JT8D-7 • 2400 HOUR TEST SERIES •

---

MODE 5

UNIT	FCO X100	FMC X100	FNO X100	STD FCO X100	STD FMC X100	STD FNO X100
2	34.6970	34.6970	59.2060	34.6710	34.6710	69.2300
4	27.7990	27.7990	52.5400	28.1910	28.1910	61.8100
6	33.1110	33.1110	57.7000	33.3330	33.3330	67.4510
7	34.8270	34.8270	54.6290	33.7480	33.7480	63.9940
8	31.0100	31.0100	54.6290	30.0920	30.0920	63.9940
9	31.6540	31.6540	54.5110	30.7100	30.7100	63.9940
11	32.9090	32.9090	58.3120	32.3860	32.3860	68.5120
13	30.9290	30.9290	56.9230	32.0290	32.0290	66.5750
14	27.4520	27.4520	53.0770	28.2920	28.2920	62.4150
15	31.5550	31.5550	55.5530	31.4830	31.4830	55.0110
16	33.1060	33.1060	58.6460	33.0300	33.0300	69.2300
18	30.4830	30.4830	55.9110	30.7080	30.7080	65.4410
19	35.0160	35.0160	59.4440	35.5740	35.5740	70.0490
20	35.9670	35.9670	59.9160	36.7750	36.7750	70.3240
21	32.5830	32.5830	54.5020	32.6240	32.6240	65.3550

NOTE- MINUS SIGNS DENOTE OUTLYING VALUES

JT80-7 • 2400 HOUR TEST SERIES •

MODE 5

UNIT	NREC LB/KLB	CO FU	EI	NREC LB/KLB	HC FU	EI	NRE LB/KLB	CNO FU	EI	NR LB/KLB	CNOX FU	EI	SMK CORRECTED	NUMER
2		3.01			.61			9.48			10.24		22.38	
4		2.99			-1.20			10.35			10.79		24.42	
6		3.14			.72			9.59			10.43		25.16	
7		2.74			.63			10.65			10.70		29.62	
8		2.79			.69			9.68			10.22		23.61	
9		2.74			.40			9.92			10.66		25.59	
11		3.11			.92			10.22			11.08		19.08	
13		3.03			.75			10.49			10.50		28.39	
14		3.77			.51			9.57			9.78		24.45	
15		2.74			.68			10.61			11.45		22.97	
16		2.97			.61			9.65			10.63		19.90	
18		3.08			.80			9.20			9.89		18.54	
19		2.69			.55			9.65			10.39		-18.00	
20		2.73			.41			9.87			10.73		24.27	
21		3.02			.43			9.70			10.03		24.40	

NOTE- MINUS SIGNS DENOTE OUTLYING VALUES

JT8D-7 • 2400 HOUR TEST SERIES •

MODE 6

UNIT	N1 SPEED PER CENT	N2 SPEED PER CENT	CORR N1 PER CENT	CORR N2 PER CENT
2	-59.00	77.00	-59.00	77.00
4	62.00	77.00	62.12	77.15
6	61.00	77.20	61.06	77.27
7	62.00	-75.00	61.82	-74.78
8	61.00	78.00	60.82	77.78
9	61.00	77.00	60.82	76.78
11	60.50	78.00	60.38	77.85
13	-59.00	76.00	59.26	76.33
14	-59.00	76.00	59.23	76.29
15	60.90	77.00	60.90	77.00
16	59.60	77.80	59.60	77.80
18	62.00	78.00	62.07	78.09
19	61.00	78.00	61.13	78.17
20	61.00	78.00	61.18	78.23
21	62.00	78.00	62.06	78.08

NOTE- MINUS SIGNS DENOTE OUTLYING VALUES

JT8D-7 • 2400 HOUR TEST SERIES •

M70F 6

UNIT	FUEL FLOW LBM/HR	CR F/A X100	PERF F/A X100	TT7 DEG R	FPR	THRUST LBF
2	-2280.	.1820	.3440	1104.	1.230	4274.
4	2600.	.2210	.3670	1086.	1.230	4271.
6	2600.	.2690	.3750	1122.	1.230	4271.
7	2550.	-.3520	.3610	1104.	1.230	4240.
8	2450.	.2270	.3540	1104.	1.230	4240.
9	2500.	.2400	.3610	1104.	1.230	4240.
11	2370.	.2180	.3480	1122.	1.230	4276.
13	2550.	.2060	-.3810	1086.	1.230	4277.
14	2350.	.2150	.3510	1104.	1.230	4277.
15	2500.	.2230	.3620	1104.	1.230	4260.
16	2350.	.2340	.3490	1068.	1.230	4260.
18	2650.	.1950	.3740	1104.	1.230	4266.
19	2500.	.2620	.3590	1068.	1.230	4266.
20	2400.	.2550	.3440	1104.	1.230	4266.
21	2650.	.2520	.3720	-1140.	1.230	4240.

NOTE- MINUS SIGNS DENOTE OUTLYING VALUES

JT8D-7 • 2400 HOUR TEST SERIES •

---

MODE 6

UNIT	CORR FU FL LBM/HR	COR CB F/A X100	COR PF F/A X100	COR TT7 DEG R	COR THRUST LBF
2	-2283.	.1820	.3440	1104.	4280.
4	2600.	.2220	.3680	1090.	4280.
6	2603.	.2690	.3760	1124.	4280.
7	2581.	-.3500	.3590	1097.	4280.
8	2480.	.2260	.3520	1097.	4280.
9	2531.	.2390	.3590	1097.	4280.
11	2377.	.2170	.3470	1117.	4280.
13	2541.	.2080	-.3840	1095.	4280.
14	2342.	.2170	.3540	1112.	4280.
15	2508.	.2230	.3620	1104.	4280.
16	2358.	.2360	.3490	1068.	4280.
18	2656.	.1950	.3750	1106.	4280.
19	2503.	.2630	.3610	1072.	4280.
20	2401.	.2560	.3460	1110.	4280.
21	2672.	.2530	.3730	-1142.	4280.

NOTE- MINUS SIGNS DENOTE OUTLYING VALUES

JTAD-7 • 2400 HOUR TEST SERIES •

MODE 6

UNIT	CO2 CONC PER CENT	CO CONC PPM	HC CONC PPM	NO CONC PPM	NOX CONC PPM
2	.376	21.3	2.4	4.5	6.9
4	.458	21.0	4.1	6.8	8.8
6	.556	26.3	3.1	7.4	10.2
7	-.730	34.3	4.4	-12.2	13.6
8	.470	20.2	1.9	5.9	8.5
9	.498	22.6	1.7	6.1	9.0
11	.449	25.4	3.3	5.9	8.3
13	.427	24.9	3.6	7.1	7.7
14	.445	25.8	3.0	7.3	7.7
15	.461	24.8	3.6	5.5	8.4
16	.487	28.5	3.2	5.5	8.5
18	.402	19.4	3.0	5.5	7.3
19	.541	26.4	2.7	6.4	9.8
20	.526	26.0	2.4	6.2	9.4
21	.522	24.7	2.3	6.5	8.9

NOTE- MINUS SIGNS DENOTE OUTLYING VALUES

JT80-7 \* 2400 HOUR TEST SERIES \*

MODE 6

UNIT	CO2 EI LB/KLB FU	CO EI LB/KLB FU	HC EI LB/KLB FU	NO FI LB/KLB FU	NOX EI LB/KLB FU	SMK NUMER FRONT SIDE
2	3125.	11.28	2.17	3.89	5.97	-4.70
4	3133.	9.13	3.04	4.86	6.30	8.03
6	3136.	9.44	1.89	4.39	6.01	10.00
7	3136.	9.37	2.05	5.49	6.10	12.16
8	3139.	8.57	1.42	4.14	5.91	7.55
9	3138.	9.06	1.17	4.02	5.90	7.68
11	3127.	11.26	2.53	4.32	6.04	6.74
13	3132.	11.63	2.88	5.46	5.93	9.57
14	3134.	11.55	2.32	5.40	5.68	7.84
15	3132.	10.72	2.67	3.90	5.97	6.41
16	3131.	11.66	2.28	3.68	5.73	-5.50
18	3127.	9.58	2.54	4.43	5.97	6.08
19	3129.	9.73	1.70	3.87	5.91	5.96
20	3135.	9.85	1.54	3.86	5.87	9.27
21	3137.	9.45	1.50	4.11	5.62	-17.65

NOTE- MINUS SIGNS DENOTE OUTLYING VALUES

JTAD-7 • 2400 HOUR TEST SERIES •

---

MODE 6

UNIT	FCO X100	FHC X100	FNO X100	STD FCO X100	STD FHC X100	STD FNO X100
2	10.6630	10.6630	31.9500	10.6530	10.6530	37.3590
4	10.9490	10.9490	32.0700	11.0900	11.0900	37.6870
6	11.5260	11.5260	32.4970	11.5830	11.5830	37.9460
7	9.9430	9.9430	-27.8350	-9.6900	-9.6900	-32.6770
8	12.0970	12.0970	33.3730	11.7910	11.7910	39.1550
9	11.1210	11.1210	31.3540	10.8410	10.8410	36.8740
11	11.9630	11.9630	33.4490	11.8070	11.8070	39.3470
13	9.9240	9.9240	30.7950	10.1950	10.1950	35.9090
14	9.9770	9.9770	30.5420	10.2190	10.2190	35.8290
15	10.9720	10.9720	31.9240	10.9450	10.9450	37.3590
16	11.9290	11.9290	33.2230	11.9010	11.9010	39.2180
18	11.8610	11.8610	34.1780	11.9240	11.9240	39.9770
19	12.4400	12.4400	34.4250	12.5890	12.5890	40.1730
20	12.3910	12.3910	34.4160	12.6010	12.6010	40.3210
21	12.3870	12.3870	33.3150	12.3810	12.3810	39.9280

NOTE- MINUS SIGNS DENOTE OUTLYING VALUES

JT8D-7 • 2400 HOUR TEST SERIES •

MODE 6

UNIT	NREC LB/KLB	CO FU	EI	NREC LB/KLB	MC FU	EI	NRE LB/KLB	CNO FU	EI	NR LB/KLB	CNOX FU	EI	SMK CORRECTED	NUMBER
2		11.29			2.17			4.55			6.99		-4.70	
4		9.03			3.00			5.71			7.41		8.03	
6		9.39			1.68			5.13			7.02		-0.13	
7		9.61			2.11			6.45			7.16		12.16	
8		8.80			1.46			4.86			6.94		7.55	
9		9.30			1.20			4.72			6.94		7.68	
11		11.41			2.56			5.08			7.10		6.74	
13		11.32			2.80			6.37			6.92		9.57	
14		11.27			2.26			6.33			6.67		7.84	
15		10.75			2.68			4.56			6.99		6.41	
16		11.69			2.29			4.35			6.77		-5.50	
18		9.53			2.52			5.18			6.98		6.08	
19		9.61			1.68			4.52			6.89		5.96	
20		9.68			1.51			4.52			6.87		9.27	
21		9.46			1.50			4.92			5.73		-15.36	

NOTE- MINUS SIGNS DENOTE OUTLYING VALUES

JT8D-7 • 2400 HOUR TEST SERIES •

MODE 7

UNIT	N1 SPEED PER CENT	N2 SPEED PER CENT	CORR N1 PER CENT	CORR N2 PER CENT
2	36.00	60.00	36.00	60.00
4	36.00	60.00	36.07	60.12
6	36.00	60.00	36.03	60.06
7	36.00	60.00	35.90	59.83
8	36.00	60.00	35.90	59.83
9	38.00	60.00	37.89	59.83
11	35.20	60.00	35.13	59.89
13	36.00	60.00	36.16	60.26
14	36.00	60.00	36.14	60.23
15	36.30	60.00	36.30	60.00
16	35.00	60.00	35.00	60.00
18	36.00	60.00	36.04	60.07
19	35.50	60.00	35.58	60.13
20	35.00	60.00	35.10	60.17
21	35.00	59.00	35.03	59.06

NOTE- MINUS SIGNS DENOTE OUTLYING VALUES

JT8D-7 • 2400 HOUR TEST SERIES •

---

MODE 7

UNIT	FUEL FLOW LBM/HR	CB F/A X100	PERF F/A X100	TT7 DEG R	EPR	THRUST LAF
2	1240.	.2590	.3120	1104.	1.050	1298.
4	1275.	.2490	.3200	1104.	1.060	1304.
6	1290.	.3110	.3240	1140.	1.050	1301.
7	1200.	.2930	.3010	1140.	1.060	1280.
8	1200.	.2610	.3010	1104.	1.060	1280.
9	1300.	.2830	.3170	1140.	1.070	1280.
11	1140.	.2190	.2910	1140.	1.070	1293.
13	1350.	.2270	-.3380	1140.	1.070	1315.
14	1265.	.2350	.3170	1140.	1.070	1313.
15	1325.	.2690	-.3310	-1176.	1.070	1296.
16	1250.	.2720	.3180	1104.	1.060	1296.
18	1250.	.2480	.3130	1140.	1.050	1300.
19	1150.	.2560	.2900	-1086.	1.060	1303.
20	1200.	.2720	.3040	1122.	1.050	1306.
21	-1375.	.2870	-.3470	1158.	1.060	1243.

NOTE- MINUS SIGNS DENOTE OUTLYING VALUES

JT8D-7 • 2400 HOUR TEST SERIES •

MODE 7

UNIT	CORR FUEL LBM/HR	COR CR F/A X100	COR PF F/A X100	CORR TT7 DEG R	COR THRUST LBF
2	1242.	.2590	.3120	1104.	1300.
4	1275.	.2500	.3210	1108.	1307.
6	1291.	.3120	.3240	1142.	1303.
7	1215.	.2910	.2990	1133.	1292.
8	1215.	.2600	.2990	-1097.	1292.
9	1316.	.2810	.3150	1133.	1292.
11	1143.	.2180	.2900	1135.	1294.
13	1345.	.2290	-.3410	1150.	1316.
14	1261.	.2370	.3190	1149.	1314.
15	1329.	.2690	-.3310	-1176.	1300.
16	1254.	.2720	.3160	1104.	1300.
18	1253.	.2490	.3140	1142.	1304.
19	1151.	.2570	.2910	-1090.	1308.
20	1201.	.2730	.3060	1128.	1310.
21	-1387.	.2880	-.3480	1160.	1255.

NOTE- MINUS SIGNS DENOTE OUTLYING VALUES

JT8D-7 • 2400 HOUR TEST SERIES •

MODE 7

UNIT	CO2 CONC PER CENT	CO CONC PPM	HC CONC PPM	NO CONC PPM	NOX CONC PPM
2	.530	66.4	6.7	3.1	6.5
4	.508	71.5	10.2	3.1	5.6
6	.637	89.5	11.0	3.2	7.1
7	.600	84.4	9.1	4.2	6.6
8	.534	71.8	8.6	2.9	5.8
9	.581	70.8	6.6	3.6	6.6
11	.448	56.5	6.7	2.8	5.0
13	.465	64.1	7.4	4.8	5.4
14	.480	71.4	10.4	4.8	5.3
15	.548	81.7	11.4	2.2	6.1
16	.552	99.2	16.9	1.7	5.9
18	.504	87.0	13.6	2.4	5.0
19	.523	77.1	8.9	1.8	5.5
20	.554	84.4	9.6	2.2	6.2
21	.584	96.5	17.4	2.4	5.9

NOTE- MINUS SIGNS DENOTE OUTLYING VALUES

JTAD-7 • 2400 HOUR TEST SERIES •

---

MODE 7

UNIT	CO2 FI LB/KLA FU	CO EI LB/KLA FU	HC EI LB/KLA FU	NO FI LB/KLA FU	NOX EI LB/KLA FU	SMK NIMMER FRONT SIDE
2	3098.	24.69	4.31	1.89	3.95	1.07
4	3094.	27.70	6.81	1.96	3.55	.91
6	3096.	27.68	5.82	1.64	3.59	1.32
7	3098.	27.77	5.17	2.26	3.59	1.04
8	3099.	26.50	5.45	1.75	3.51	1.44
9	3107.	24.09	3.85	2.03	3.67	.92
11	3098.	24.84	5.05	2.04	3.60	1.92
13	3101.	27.23	5.41	-3.33	3.74	1.32
14	3092.	29.29	7.33	3.26	3.58	.66
15	3091.	29.31	7.04	1.32	3.60	1.57
16	3072.	35.16	-10.29	.99	3.45	1.18
18	3071.	33.76	9.08	1.52	3.20	.64
19	3088.	29.00	5.75	1.10	3.39	.93
20	3086.	29.90	5.84	1.28	3.59	1.60
21	3077.	32.38	10.04	1.30	3.23	1.62

NOTE- MINUS SIGNS DENOTE OUTLYING VALUES

JT8D-7 • 2400 HOUR TEST SERIES •

MODE 7

UNIT	FCO X100	FMC X100	FNO X100	STD FCO X100	STD FMC X100	STD FNO X100
2	4.0380	3.0900	14.0290	4.0340	3.0570	16.4040
4	4.0250	3.0660	14.0410	4.0620	3.0920	16.4740
6	4.0320	3.1760	14.0830	4.0480	3.1880	16.4790
7	4.0850	3.1800	13.8570	3.9920	3.1100	16.3010
8	4.0850	3.1260	13.8570	3.9920	3.0570	16.3010
9	4.0850	3.1630	13.8270	3.9920	3.0940	16.3010
11	4.0520	3.0330	13.8670	4.0060	3.0010	16.3750
13	4.0020	3.0160	14.2520	4.0980	3.0840	16.5610
14	4.0040	3.0310	14.1460	4.0910	3.0910	16.5440
15	4.0440	3.1110	14.0180	4.0340	3.1070	16.4040
16	4.0440	3.1160	13.8960	4.0340	3.1080	16.4040
18	4.0340	3.0710	14.0770	4.0510	3.0830	16.4480
19	4.0270	3.0800	14.1530	4.0660	3.1080	16.4820
20	4.0210	3.1020	14.1290	4.0760	3.1420	16.5090
21	3.8150	2.9730	13.2320	3.8080	2.9680	15.8440

NOTE- MINUS SIGNS DENOTE OUTLYING VALUES

JT80-7 • 2400 HOUR TEST SERIES •

---

MODE 7

UNIT	NREC LB/KLR	CO FU	FI	NREC LB/KLR	MC FU	EI	NRE LB/KLR	CNO FU	EI	NR LB/KLR	CNOX FU	EI	SMK CORRECTED	NUMER
2		24.71			4.31			2.21			4.62		1.07	
4		27.44			6.76			2.30			4.17		.91	
6		27.58			5.80			1.91			4.19		1.32	
7		28.41			5.28			2.66			4.22		1.04	
8		27.12			5.57			2.05			4.13		1.44	
9		24.65			3.93			2.39			4.33		.92	
11		25.13			5.10			2.41			4.24		1.92	
13		26.59			5.29			3.87			4.34		1.32	
14		28.69			7.19			3.81			4.19		.66	
15		29.39			7.06			1.55			4.21		1.57	
16		35.25			-10.32			1.17			4.08		1.18	
18		33.62			9.04			1.78			3.74		.66	
19		28.73			5.70			1.29			3.94		.93	
20		29.49			5.77			1.49			4.19		1.60	
21		32.43			10.06			1.55			3.57		1.62	

NOTE - MINUS SIGNS DENOTE OUTLYING VALUES

JT8D-7 • 2400 HOUR TEST SERIES •

MODE 8

UNIT	N1 SPEED PER CENT	N2 SPEED PER CENT	CORR N1 PER CENT	CORR N2 PER CENT
2	36.00	-60.00	36.00	-60.00
4	31.50	55.00	31.56	55.11
6	31.50	54.50	31.53	54.55
7	-38.00	-61.00	-37.89	-60.82
8	35.00	58.00	34.90	57.83
9	-38.00	-61.00	-37.89	-60.82
11	32.10	56.30	32.04	56.19
13	33.00	56.00	33.14	56.24
14	35.00	57.00	35.14	57.22
15	35.20	59.00	35.20	59.00
16	32.50	56.30	32.50	56.30
18	35.00	57.50	35.04	57.57
19	31.50	55.50	31.57	55.62
20	34.00	58.50	34.10	58.67
21	33.00	58.00	33.03	58.06

NOTE- MINUS SIGNS DENOTE OUTLYING VALUES

JT8D-7 • 2400 HOUR TEST SERIES •

MODF 8

UNIT	FUEL FLOW LBM/HR	CB F/A X100	PERF F/A X100	TT7 DEG R	EPR	THRUST LAF
2	1240.	.2690	.3120	1140.	1.050	-1298.
4	1100.	.2610	.3240	1122.	1.060	1063.
6	1125.	.3090	.3320	1140.	1.050	1049.
7	-1240.	.3030	.3120	1140.	1.060	-1337.
8	1170.	.2680	.2970	1104.	1.06 <sup>n</sup>	1185.
9	-1300.	.2810	.3170	1140.	-1.070	-1337.
11	1010.	.2300	.2920	1140.	1.060	1116.
13	1175.	.2460	.3200	1140.	1.050	1119.
14	1225.	.2460	.3110	1158.	1.060	1166.
15	-1275.	.2780	.3240	1174.	-1.070	1248.
16	1175.	.2840	.3300	1104.	1.060	1119.
18	1200.	.2600	.3050	1147.	1.040	1179.
19	1050.	.2740	.3090	1104.	1.040	1086.
20	1125.	.2750	.2920	1122.	1.050	1232.
21	1225.	.2820	.3330	1158.	1.060	1195.

NOTE- MINUS SIGNS DENOTE OUTLYING VALUES

JY8D-7 • 2400 HOUR TEST SERIES •

MODE 8

UNIT	CORR FU FL LBM/HR	COR CB F/A X100	COR PF F/A X100	COR TT7 DEG R	COR THRUST LBF
2	1242.	.2690	.3120	1140.	-1300.
4	1100.	.2620	.3250	1126.	1065.
6	1126.	.3090	.3330	1142.	1051.
7	-1296.	.3010	.3110	1133.	-1349.
8	1184.	.2670	.2950	-1097.	1196.
9	-1316.	.2790	.3150	1133.	-1349.
11	1013.	-.2290	.2910	1135.	1117.
13	1171.	.2480	.3220	1150.	1120.
14	1221.	.2480	.3130	1167.	1167.
15	-1279.	.2780	.3240	1176.	1252.
16	1179.	.2840	.3300	1104.	1122.
18	1203.	.2600	.3060	1142.	1183.
19	1051.	.2750	.3100	1109.	1090.
20	1125.	.2770	.2940	1128.	1236.
21	1235.	.2830	.3340	1160.	1207.

NOTE- MINUS SIGNS DENOTE OUTLYING VALUES

JT8D-7 • 2400 HOUR TEST SERIES •

---

MODE 8

UNIT	CO2 CONC PER CENT	CO CONC PPM	HC CONC PPM	NO CONC PPM	NOX CONC PPM
2	.550	69.5	7.2	2.7	5.9
4	.529	107.9	17.5	2.2	5.0
6	.626	122.0	17.7	1.8	6.1
7	.622	76.2	8.8	5.1	7.1
8	.548	80.4	9.8	2.3	5.8
9	.577	68.5	6.1	3.4	6.6
11	.467	72.8	9.5	2.3	4.9
13	.502	81.4	11.7	4.4	5.2
14	.501	86.0	13.3	4.7	5.3
15	.565	94.3	14.0	1.8	6.0
16	.572	125.2	24.0	1.3	5.6
18	.524	106.4	18.0	2.0	4.9
19	.553	111.3	16.4	1.1	5.1
20	.560	90.8	12.2	1.8	5.8
21	.573	103.6	18.9	2.0	5.7

NOTE- MINUS SIGNS DENOTE OUTLYING VALUES

JT8D-7 • 2400 HOUR TEST SERIES •

---

MODE 8

UNIT	CO2 EI LB/KLB FU	CO EI LB/KLB FU	HC EI LB/KLB FU	NO EI LB/KLB FU	NOX EI LB/KLB FU	SMK NUMER FRONT SIDE
2	3098.	24.91	4.42	1.59	3.50	.67
4	3063.	39.77	11.08	1.34	3.05	1.31
6	3070.	38.10	9.47	.93	3.13	1.32
7	3105.	24.22	4.79	2.64	3.73	2.58
8	3094.	28.89	6.03	1.38	3.40	1.42
9	3109.	23.48	3.58	1.90	3.73	1.31
11	3084.	30.57	6.88	1.60	3.39	.65
13	3086.	31.85	7.89	2.80	3.34	1.18
14	3081.	33.66	8.96	-3.01	3.43	1.18
15	3082.	32.73	8.32	1.01	3.41	1.31
16	3051.	42.51	13.98	.75	3.10	1.43
18	3056.	39.49	11.46	1.24	2.98	1.98
19	3060.	39.16	9.94	.62	2.95	1.85
20	3079.	31.80	7.35	1.03	3.33	1.06
21	3070.	35.33	11.05	1.11	3.21	2.43

NOTE- MINUS SIGNS DENOTE OUTLYING VALUES

JT8D-7 • 2400 HOUR TEST SERIES •

MODE B

UNIT	FCO X100	FHC X10	FNO X100	STD FCO X100	STD FHC X100	STD FNO X100
2	-4.0380	-3.1060	-14.0290	-4.0340	-3.1030	-16.4040
4	3.0490	2.3700	11.8890	3.0750	2.3900	13.9440
6	2.9820	2.3780	11.7560	2.9930	2.3860	13.7210
7	-4.3370	-3.3870	-14.3680	-4.2380	-3.3110	-16.9000
8	3.6180	2.7960	12.8810	3.5370	2.7350	15.1560
9	-4.3370	-3.3460	-14.3360	-4.2380	-3.2710	-16.9000
11	3.2770	2.4950	12.2050	3.2410	2.4690	14.3860
13	3.1760	2.4470	12.4060	3.2490	2.5000	14.4080
14	3.3390	2.5650	12.6780	3.4080	2.6150	14.8220
15	3.8040	2.9490	13.5100	3.7950	2.9620	15.8100
16	3.2660	2.5590	12.2240	3.2580	2.5530	14.4310
18	3.4670	2.6750	12.8500	3.4810	2.6850	15.0120
19	3.1250	2.4420	12.1560	3.1530	2.4630	14.1530
20	3.6700	2.8480	13.3700	3.7190	2.8840	15.6190
21	3.5910	2.8000	12.7610	3.5850	2.7950	15.2790

NOTE- MINUS SIGNS DENOTE OUTLYING VALUES

JT8D-7 • 2400 HOUR TEST SERIES •

MODE 8

UNIT	NREC LB/KLB	CO FU	EI	NREC LB/KLB	HC FU	EI	NRE LB/KLB	CNO FU	EI	NR LB/KLB	CNOX FU	EI	SMK CORRECTED	NUMFR
2	24.93			4.42			1.86			4.09			.67	
4	39.43			10.99			1.57			3.57			1.31	
6	37.97			9.44			1.09			3.65			1.32	
7	24.79			4.90			3.10			4.39			2.58	
8	29.55			6.17			1.63			4.00			1.42	
9	24.03			3.66			2.25			4.40			1.31	
11	30.91			6.95			1.89			3.99			.65	
13	31.13			7.72			3.25			3.88			1.18	
14	32.98			8.79			3.52			4.01			1.18	
15	32.82			8.34			1.18			3.99			1.31	
16	42.62			14.01			.89			3.66			1.43	
18	39.33			11.42			1.45			3.48			.84	
19	38.81			9.86			.72			3.43			1.34	
20	31.38			7.26			1.21			3.89			1.06	
21	35.39			11.07			1.33			3.84			2.43	

NOTE- MINUS SIGNS DENOTE OUTLYING VALUES

JT8D-7 \* 3000 HOUR TEST SERIES \*

---

UNIT	TSO HR	TSR HR	AMB TEMP DEG R	AMB PRESS IN HG	AMB HUMID LB H2O/AIR
2	24124.	2922.	517.7	30.20	.009580
4	19818.	2889.	520.2	30.08	.007890
6	23630.	2889.	523.7	30.08	.007660
7	22440.	2833.	522.2	30.07	.008170
8	16567.	2833.	520.7	30.07	.008350
9	23081.	2833.	517.7	30.05	.007360
11	25470.	2893.	516.7	30.01	.007600
13	23649.	2984.	514.7	29.93	.008080
14	23807.	2984.	514.7	29.93	.008080
16	21140.	2735.	518.7	30.22	.009450
20	24630.	2850.	516.7	30.08	.009260

JT8D-7 • 3000 HOUR TEST SERIES •

---

MODE 1

UNIT	N1 SPEED PER CENT	N2 SPEED PER CENT	CORR N1 PER CENT	CORR N2 PER CENT
2	33.00	57.00	33.03	57.06
4	30.60	54.50	30.56	54.42
6	31.50	55.00	31.35	54.74
7	33.50	57.00	33.39	56.81
8	33.00	57.00	32.94	56.89
9	34.50	58.00	34.53	58.06
11	31.80	55.00	31.86	55.11
13	31.00	55.00	31.12	55.21
14	35.00	58.00	35.14	58.22
16	31.00	55.00	31.00	55.00
20	34.00	57.50	34.07	57.61

NOTE- MINUS SIGNS DENOTE OUTLYING VALUES

JT8D-7 • 3000 HOUR TEST SERIES •

MODE 1

UNIT	FUEL FLOW LBM/HR	CB F/A X100	PERF F/A X100	TT7 DEG R	EPR	THRUST LAF
2	1200.	-.4170	.3260	1158.	1.040	1148.
4	1125.	.3660	.3500	1176.	1.055	1043.
6	1150.	.3270	.3440	-1194.	1.050	1049.
7	1175.	.3630	.3170	1176.	1.050	1141.
8	1100.	.2660	.3030	1158.	1.060	1145.
9	1160.	.3140	.2960	1122.	1.060	1201.
11	1125.	.2970	.3260	-1194.	1.060	1062.
13	1100.	.3000	.3320	1140.	1.040	1070.
14	1200.	.2880	.3040	1140.	1.060	1214.
16	1160.	.3690	.3500	1158.	1.060	1049.
20	1190.	.3290	.3090	1140.	1.050	1179.

NOTE- MINUS SIGNS DENOTE OUTLYING VALUES

JT8D-7 • 3000 HOUR TEST SERIES •

MODE 1

UNIT	CORR FU FL LBM/HR	COR CB F/A X100	COR PF F/A X100	CORR TT7 DEG R	COR THRUST LBF
2	1210.	-.0180	.3270	1160.	1159.
4	1133.	.3650	.3490	1172.	1048.
6	1162.	.3240	.3400	1182.	1055.
7	1185.	.3610	.3150	1165.	1147.
8	1108.	.2650	.3020	1153.	1151.
9	1164.	.3150	.2970	-1124.	1207.
11	1126.	.2980	.3270	-1198.	1065.
13	1096.	.3020	.3340	1149.	1070.
14	1196.	.2900	.3070	1149.	1215.
16	1172.	.3690	.3500	1158.	1060.
20	1194.	.3300	.3100	1144.	1185.

NOTE- MINUS SIGNS DENOTE OUTLYING VALUES

JT8D-7 • 300.0 HOUR TEST SERIES •

MODE 1

UNIT	CO2 CONC PER CENT	CO CONC PPM	HC CONC PPM	NO CONC PPM	NOX CONC PPM
2	-.854	128.0	13.7	3.0	8.0
4	.742	135.9	23.0	3.1	6.5
6	.664	120.1	18.2	2.8	6.4
7	.739	127.3	19.1	4.0	7.3
8	.540	89.1	14.7	3.7	5.8
9	.642	89.4	12.2	4.5	7.0
11	.606	91.6	12.6	3.9	5.8
13	.608	117.1	18.6	2.6	5.4
14	.585	92.3	14.8	2.3	5.9
16	.770	-190.5	-36.1	2.2	6.5
20	.669	113.6	16.5	2.5	6.4

NOTE- MINUS SIGNS DENOTE OUTLYING VALUES

JT80-7 • 3000 HOUR TEST SERIES •

MODE 1

UNIT	CO2 EI LB/KLB FU	CO EI LB/KLB FU	HC EI LB/KLB FU	NO EI LB/KLB FU	NOX EI LB/KLB FU	SMK NUMAER FRONT SIDE
2	3095.	29.54	5.44	1.14	3.02	1.39
4	3071.	35.80	10.42	1.32	2.81	1.97
6	3075.	35.39	9.22	1.36	3.10	.67
7	3079.	33.74	8.70	1.76	3.17	.66
8	3080.	32.32	9.19	2.18	3.47	1.57
9	3095.	27.43	6.43	2.26	3.52	.93
11	3090.	29.72	7.04	2.10	3.11	.40
13	3064.	37.60	10.26	1.35	2.86	1.06
14	3079.	30.89	8.52	1.29	3.22	1.45
16	3031.	49.76	16.22	.95	2.80	2.63
20	3079.	33.26	8.29	1.19	3.10	1.33

NOTE- MINUS SIGNS DENOTE OUTLYING VALUES

JT8D-7 • 3000 HOUR TEST SERIES •

MODE 1

UNIT	FCO X100	FHC X100	FNO X100	STD FCO X100	STD FHC X100	STD FNO X100
2	3.3930	2.8460	12.3130	3.3770	2.8410	14.7430
4	3.0090	2.4700	11.8460	2.9740	2.4420	13.6680
6	3.1110	2.4960	12.1230	3.0200	2.4250	13.7950
7	3.4120	2.7820	12.6990	3.3380	2.7220	14.6410
8	3.3990	2.6310	12.6240	3.3510	2.5960	14.6740
9	3.5780	2.8370	13.2770	3.5850	2.8420	15.2790
11	3.0510	2.4160	12.0210	3.0750	2.4350	13.9440
13	3.0290	2.4040	11.8680	3.0910	2.4520	13.9870
14	3.5470	2.7760	13.0390	3.6210	2.8320	15.3720
16	3.0820	2.5330	11.6730	3.0590	2.5140	13.9010
20	3.4670	2.7760	12.5720	3.4900	2.7940	15.0350

NOTE- MINUS SIGNS DENOTE OUTLYING VALUES

JT8D-7 • 3000 HOUR TEST SERIES •

MODE 1

UNIT	NREC LB/KLB	CO FU	EI	NREC LB/KLB	HC FU	EI	NRE LB/KLB	CNO FU	EI	NR LB/KLB	CNOX FU	EI	SMK CORRECTED	NUMBER
2		29.59			5.45			1.36			3.62		1.39	
4		36.22			10.54			1.53			3.24		1.97	
6		36.45			9.50			1.55			3.53		.67	
7		34.49			8.89			2.03			3.66		.66	
8		32.78			9.31			2.53			4.03		1.35	
9		27.37			6.41			2.60			4.05		.93	
11		29.48			6.98			2.43			3.61		.40	
13		36.84			10.06			1.59			3.37		1.06	
14		30.26			8.35			1.52			3.80		1.45	
16		50.13			16.34			1.13			3.33		2.63	
20		33.04			8.24			1.42			3.70		1.33	

NOTE- MINUS SIGNS DENOTE OUTLYING VALUES

JT8D-7 • 3000 HOUR TEST SERIES •

---

MODE 2

UNIT	N1 SPEED PER CENT	N2 SPEED PER CENT	CORR N1 PER CENT	CORR N2 PER CENT
2	36.00	60.00	36.03	60.06
4	36.50	60.00	36.45	59.91
6	36.00	60.00	35.83	59.71
7	37.00	60.00	36.88	59.80
8	36.50	60.00	36.43	59.88
9	37.00	60.50	37.04	60.56
11	36.80	60.00	36.87	60.12
13	36.00	59.00	36.14	59.23
14	37.00	61.00	37.14	61.24
16	36.00	60.00	36.00	60.00
20	36.00	60.00	36.07	60.12

NOTE - MINUS SIGNS DENOTE OUTLYING VALUES

JT8D-7 • 3000 HOUR TEST SERIES •

---

MODE 2

UNIT	FUEL FLOW LBM/HR	CB F/A X100	PERF F/A X100	TT7 DEG R	EPR	THRUST LAF
2	1225.	-.4080	.3050	1158.	1.050	1291.
4	1340.	.3510	.3340	1176.	1.055	1249.
6	1320.	.3250	.3330	1194.	1.060	1279.
7	1300.	.3410	.3230	1176.	1.060	1284.
8	1230.	.2490	.3070	1158.	1.060	1288.
9	1280.	.3110	.3160	1122.	1.070	1328.
11	1310.	.2510	.3250	1176.	1.060	1303.
13	1340.	.2770	.3350	1140.	1.060	1263.
14	1300.	.2830	.3210	1140.	1.060	1374.
16	1325.	.3360	.3300	1140.	1.070	1287.
20	1300.	.3270	.3250	1158.	1.060	1300.

NOTE- MINUS SIGNS DENOTE OUTLYING VALUES

JT8D-7 • 3000 HOUR TEST SERIES •

---

MODE 2

UNIT	CORR FU FL LAM/KR	COR CR F/A X100	COR PF F/A X100	CORR TT7 DEG R	COR THRUST LBF
2	1235.	-.4090	.3060	1160.	1303.
4	1349.	.3500	.3330	1172.	1296.
6	1311.	.3220	.3300	1182.	1286.
7	1311.	.3390	.3210	1168.	1290.
8	1239.	.2480	.3060	1153.	1294.
9	1284.	.3110	.3170	1124.	1334.
11	1311.	.2520	.3260	1180.	1307.
13	1335.	.2790	.3380	1149.	1263.
14	1295.	.2860	.3240	1149.	1374.
16	1338.	.3360	.3300	1140.	1300.
20	1304.	.3280	.3260	1162.	1307.

NOTE- MINUS SIGNS DENOTE OUTLYING VALUES

JT8D-7 • 3000 HOUR TEST SERIES •

---

MODE 2

UNIT	CO2 CONC PER CENT	CO CONC PPM	HC CONC PPM	NO CONC PPM	NOX CONC PPM
2	-.838	105.7	11.5	3.7	8.4
4	.722	81.6	10.6	4.8	7.5
6	.666	84.7	12.0	4.0	7.0
7	.699	89.8	11.6	4.6	7.6
8	.509	65.9	9.3	4.2	6.1
9	.638	74.8	9.1	5.3	7.3
11	.515	-53.6	6.5	4.7	5.3
13	.567	74.5	10.2	3.3	6.1
14	.580	70.9	9.7	2.8	6.2
16	.685	110.0	14.6	3.1	7.2
20	.669	84.2	10.4	3.0	7.1

NOTE- MINUS SIGNS DENOTE OUTLYING VALUES

JT8D-7 \* 3000 HOUR TEST SERIES \*

MODE 2

UNIT	CO2 EI LB/KLB FU	CO EI LB/KLB FU	HC EI LB/KLB FU	NO EI LB/KLB FU	NOX EI LB/KLB FU	SMK NUMER FRONT SIDE
2	3104.	24.93	4.65	1.42	3.27	2.01
4	3107.	22.37	4.99	2.16	3.36	2.37
6	3100.	25.12	6.12	1.94	3.43	1.07
7	3101.	25.34	5.63	2.13	3.53	1.19
8	3099.	25.51	6.17	2.69	3.86	.66
9	3106.	23.19	4.87	2.69	3.73	1.46
11	3112.	20.62	4.29	2.97	3.37	2.00
13	3094.	25.90	6.08	1.90	3.47	1.46
14	3098.	24.11	5.68	1.56	3.45	1.95
16	3084.	31.50	7.17	1.46	3.41	3.29
20	3100.	24.82	5.26	1.45	3.44	1.97

NOTE- MINUS SIGNS DENOTE OUTLYING VALUES

JT8D-7 \* 3000 HOUR TEST SERIES \*

---

MODE 2

UNIT	FCO X100	FHC X100	FNO X100	STD FCO X100	STD FHC X100	STD FNO X100
2	4.0540	3.3720	13.7290	4.0480	3.3680	16.4390
4	4.0610	3.2680	14.1760	4.0130	3.2300	16.3530
6	4.0870	3.2370	14.2770	3.9640	3.1420	16.2330
7	4.0750	3.2580	14.1180	3.9850	3.1870	16.2840
8	4.0640	3.0910	14.0560	4.0060	3.0490	16.3150
9	4.1620	3.2730	14.5450	4.1710	3.2800	16.7400
11	4.0280	3.0710	14.1980	4.0620	3.0950	16.4740
13	3.7690	2.9240	13.5230	3.8490	2.9840	15.9460
14	4.2510	3.2910	14.5420	4.3420	3.3600	17.1510
16	4.0640	3.2440	13.7760	4.0340	3.2200	16.4040
20	4.0350	3.2050	13.7730	4.0620	3.2270	16.4740

NOTE- MINUS SIGNS DENOTE OUTLYING VALUES

JT8D-7 \* 3000 HOUR TEST SERIES \*

---

MODE 2

UNIT	NREC CO FI LB/KLR FU	NREC HC EI LB/KLB FU	NRE CNO EI LB/KLB FU	NR CNOX EI LB/KLR FU	SMK NUMBER CORRECTED
2	24.97	4.66	1.70	3.92	2.01
4	22.64	5.05	2.49	3.88	2.37
6	25.90	6.31	2.20	3.90	1.07
7	25.91	5.76	2.46	4.07	1.19
8	25.88	6.25	3.12	4.48	.66
9	23.14	4.86	3.10	4.30	1.46
11	20.45	4.25	3.45	3.91	2.00
13	25.36	5.96	2.24	4.09	1.46
14	23.60	5.56	1.84	4.07	1.95
16	31.74	7.22	1.74	4.06	3.29
20	24.66	5.23	1.74	4.12	1.97

NOTE- MINUS SIGNS DENOTE OUTLYING VALUES

JT8D-7 • 3000 HOUR TEST SERIES •

MODE 3

UNIT	N1 SPEED PER CENT	N2 SPEED PER CENT	CORR N1 PER CENT	CORR N2 PER CENT
2	95.00	-95.00	95.09	-95.09
4	94.20	92.00	94.06	91.87
6	93.50	93.50	93.05	93.05
7	94.50	92.50	94.18	92.19
8	93.50	94.00	93.32	93.82
9	93.00	92.50	93.09	92.59
11	94.00	94.40	94.18	94.58
13	92.00	93.00	92.36	93.36
14	93.00	92.00	93.36	92.36
16	92.00	94.00	92.00	94.00
20	94.00	94.00	94.18	94.18

NOTE- MINUS SIGNS DENOTE OUTLYING VALUES

JT8D-7 • 3000 HOUR TEST SERIES •

MODE 3

UNIT	FUEL FLOW LRM/HR	CB F/A X100	PERF F/A X100	TT7 DEG R	EPR	THRUST LAF
2	-8800.	-1.1580	.7500	1464.	1.980	13870.
4	8500.	.9640	.7340	1482.	1.980	13926.
6	8250.	.9990	.7190	1455.	1.980	13926.
7	8600.	-1.0870	.7440	1482.	1.980	13930.
8	8400.	.8680	.7290	-1500.	1.980	13930.
9	8400.	.9630	.7280	1464.	1.980	13939.
11	8300.	.9880	.7150	1464.	1.980	13958.
13	8600.	.9220	.7500	1446.	1.980	13995.
14	-8800.	.9080	-.7630	1464.	1.980	13995.
16	8050.	.8880	.6990	1446.	1.980	13861.
20	8100.	.9060	.6960	1464.	1.980	13926.

NOTE- MINUS SIGNS DENOTE OUTLYING VALUES

JT8D-7 • 3000 HOUR TEST SERIES •

---

MODE 3

UNIT	CORR FU FL LBM/HR	COR CB F/A X100	COR PF F/A X100	CORR TT7 DEG R	COR THRUST LBF
2	-8874.	-1.1600	-.7520	1467.	14000.
4	8558.	.9610	.7320	1477.	14000.
6	8334.	.9900	.7120	1441.	14000.
7	8672.	-1.0800	.7390	1472.	14000.
8	8458.	.8650	.7260	-1494.	14000.
9	8428.	.9650	.7300	1467.	14000.
11	8309.	.9920	.7180	1469.	14000.
13	8570.	.9290	-.7550	1457.	14000.
14	-8769.	.9150	-.7680	1475.	14000.
16	8131.	.8880	.6990	1446.	14000.
20	8124.	.9090	.6990	1469.	14000.

NOTE- MINUS SIGNS DENOTE OUTLYING VALUES

JTAD-7 • 3000 HOUR TEST SERIES •

MODE 3

UNIT	CO2 CONC PER CENT	CO CONC PPM	HC CONC PPM	NO CONC PPM	NOX CONC PPM
2	-2.433	12.7	1.7	-96.8	-96.6
4	2.022	13.3	1.7	85.4	85.5
6	2.096	12.1	1.8	83.1	84.3
7	-2.283	12.7	1.1	-97.7	-100.6
8	1.819	13.5	1.7	77.4	77.8
9	2.020	14.5	1.6	83.7	82.1
11	2.072	12.8	1.5	78.5	77.6
13	1.930	11.4	1.5	78.2	76.6
14	1.901	13.2	1.8	70.6	69.4
16	1.861	12.1	1.7	70.9	70.2
20	1.896	12.3	-4.7	78.9	80.2

NOTE- MINUS SIGNS DENOTE OUTLYING VALUES

JT8D-7 • 3000 HOUR TEST SERIES •

MODE 3

UNIT	CO <sub>2</sub> EI LB/KLB FU	CO EI LB/KLB FU	HC EI LB/KLB FU	NO EI LB/KLB FU	NO <sub>x</sub> EI LB/KLB FU	SMK NUMBER FRONT SIDE
2	3154.	1.05	.24	13.12	13.12	33.77
4	3153.	1.32	.28	13.92	13.93	31.66
6	3153.	1.15	.29	13.06	13.26	31.87
7	3154.	1.12	.16	14.12	14.53	28.59
8	3153.	1.49	.33	14.03	14.10	28.95
9	3153.	1.44	.28	13.66	13.66	31.39
11	3153.	1.24	.25	12.49	12.49	36.93
13	3149.	1.18	.27	13.34	13.34	35.89
14	3148.	1.39	.33	12.23	12.23	-0.00
16	3151.	1.31	.31	12.54	12.54	30.53
20	3149.	1.30	-.86	13.69	13.92	32.24

NOTE- MINUS SIGNS DENOTE OUTLYING VALUES

JT8D-7 • 3000 HOUR TEST SERIES •

MODE 3

UNIT	FCO X100	FMC X100	FNO X100	STD FCO X100	STD FMC X100	STD FNO X100
2	-183.9760	-183.9760	94.9750	-185.3330	-185.3330	-113.9410
4	99.5640	99.5640	80.9950	97.5850	97.5850	93.1760
6	121.6120	121.6120	88.7930	114.3930	114.3930	99.9920
7	124.3770	124.3770	82.9010	118.8730	118.8730	94.9970
8	107.2530	107.2530	90.3410	104.6230	104.6230	104.5400
9	104.6130	104.6130	84.3750	105.5390	105.5390	97.2490
11	-132.4420	-132.4420	94.5150	-135.4580	-135.4580	110.1080
13	103.8990	103.8990	85.6760	108.7000	108.7000	101.8190
14	92.3600	92.3600	80.7610	96.5350	96.5350	95.9510
16	110.7770	110.7770	88.8630	110.0250	110.0250	105.8200
20	113.3220	113.3220	89.2230	115.5040	115.5040	107.1440

NOTE- MINUS SIGNS DENOTE OUTLYING VALUES

JT8D-7 • 3000 HOUR TEST SERIES •

---

MODE 3

UNIT	NREC LB/KLB	CO FU	EI	NREC LB/KLB	HC FU	EI	NRE LB/KLB	CNO FU	EI	NR LB/KLB	CNOX FU	EI	SMK CORRECTED	NUMER
2		1.04			.24		15.74			15.74			33.77	
4		1.34			.29		16.02			16.03			31.66	
6		1.23			.31		14.71			14.93			31.87	
7		1.17			.17		16.17			16.65			28.59	
8		1.53			.34		16.24			16.32			28.95	
9		1.43			.27		17.02			17.02			31.39	
11		1.22			.25		14.55			-14.55			36.93	
13		1.13			.26		15.85			15.85			35.89	
14		1.33			.31		14.53			-14.53			-0.00	
16		1.32			.31		14.94			14.94			30.53	
20		1.28			-.84		16.45			16.72			32.24	

NOTE- MINUS SIGNS DENOTE OUTLYING VALUES

JT8D-7 • 3000 HOUR TEST SERIES •

MODE 4

UNIT	N1 SPEED PER CENT	N2 SPEED PER CENT	CORR N1 PER CENT	CORR N2 PER CENT
2	88.00	92.00	88.08	92.09
4	89.00	90.00	88.87	89.87
6	88.50	91.20	88.08	90.76
7	88.50	90.00	88.20	89.70
8	87.00	91.00	86.83	90.83
9	87.50	90.50	87.58	90.59
11	88.00	92.20	88.17	92.38
13	87.00	91.00	87.34	91.35
14	89.00	90.00	89.35	90.35
16	87.50	92.00	87.50	92.00
20	88.50	92.00	88.67	92.18

NOTE- MINUS SIGNS DENOTE OUTLYING VALUES

JT8D-7 • 3000 HOUR TEST SERIES •

MODE 4

UNIT	FUEL FLOW LBM/HR	CB F/A X100	PERF F/A X100	TT7 DEG R	EPR	THRUST LAF
2	6800.	-.9240	.6120	1356.	1.800	12087.
4	6950.	.7880	.6250	1401.	1.800	12135.
6	6800.	.7890	.6180	1392.	1.800	12135.
7	7100.	-.9040	.6440	1410.	1.800	12139.
8	6800.	.6730	.6240	1410.	1.800	12139.
9	6950.	.7780	.6320	1383.	1.800	12147.
11	6900.	.7860	.6240	1410.	1.800	12163.
13	-7300.	.7430	-.6660	1374.	1.800	12196.
14	-7400.	.7760	-.6620	1410.	1.800	12196.
16	7000.	.7300	.6340	1410.	1.800	12079.
20	5750.	.7200	.6060	1392.	1.800	12135.

NOTE- MINUS SIGNS DENOTE OUTLYING VALUES

JT8D-7 • 3000 HOUR TEST SERIES •

MODE 4

UNIT	CORR FU FL LBM/HR	COR CB F/A X100	COR PF F/A X100	CORR TT7 DEG R	COR THRUST LBF
2	6857.	-.9260	.6140	1358.	12200.
4	6997.	.7860	.6230	1397.	12200.
6	6869.	.7820	.6130	1378.	12200.
7	7160.	-.8980	.6400	1400.	12200.
8	6847.	.6700	.6220	1404.	12200.
9	6973.	.7800	.6330	1385.	12200.
11	6907.	.7890	.6270	-1415.	12200.
13	-7274.	.7490	-.6710	1384.	12200.
14	-7374.	.7830	-.6680	-1421.	12200.
16	7070.	.7300	.6340	1410.	12200.
20	6773.	.7220	.6090	1397.	12200.

NOTE- MINUS SIGNS DENOTE OUTLYING VALUES

JT8D-7 \* 3000 HOUR TEST SERIES \*

MODE 4

UNIT	CO2 CONC PER CENT	CO CONC PPM	HC CONC PPM	NO CONC PPM	NOX CONC PPM
2	-1.938	13.7	1.4	62.5	64.2
4	1.651	11.5	1.4	62.6	63.5
6	1.652	12.2	2.3	56.3	57.8
7	-1.895	13.9	1.2	-68.1	-71.1
8	1.406	14.8	1.8	47.5	48.3
9	1.629	15.6	1.8	58.1	58.9
11	1.644	14.5	1.5	52.4	52.2
13	1.552	11.2	1.5	55.0	54.4
14	1.623	12.5	1.7	52.2	52.2
16	1.526	12.4	1.3	50.1	50.5
20	1.504	11.8	-4.3	53.9	55.3

NOTE- MINUS SIGNS DENOTE OUTLYING VALUES

JT8D-7 \* 3000 HOUR TEST SERIES \*

---

MODE 4

UNIT	CO2 EI LB/KLB FU	CO EI LB/KLB FU	HC EI LB/KLB FU	NO EI LB/KLB FU	NOX EI LB/KLB FU	SMK NUMBER FRONT SIDE
2	3153.	1.42	.25	10.63	10.93	35.57
4	3153.	1.40	.29	12.51	12.68	32.19
6	3152.	1.49	.47	11.24	11.54	29.68
7	3153.	1.47	.21	11.85	12.36	28.67
8	3151.	2.10	.44	11.13	11.31	26.43
9	3152.	1.92	.37	11.76	11.92	31.32
11	3152.	1.77	.32	10.50	10.50	27.55
13	3148.	1.45	.33	11.65	11.65	32.36
14	3148.	1.54	.36	10.59	10.59	31.63
16	3150.	1.63	.30	10.81	10.89	28.35
20	3148.	1.58	-.99	11.80	12.10	31.97

NOTE- MINUS SIGNS DENOTE OUTLYING VALUES

JT8D-7 • 3000 HOUR TEST SERIES •

MODE 4

UNIT	FCO X100	FHC X100	FNO X100	STD FCO X100	STD FHC X100	STD FNO X100
2	-94.8430	-94.8430	78.7120	-95.2900	-95.2900	94.4250
4	65.0900	65.0900	71.6140	63.9130	63.9130	82.4020
6	73.5060	73.5060	77.2970	69.6940	69.6940	87.1160
7	74.6760	74.6760	71.1170	71.7610	71.7610	81.5430
8	63.2320	63.2320	75.5090	61.8530	61.8530	87.4460
9	67.8190	67.8190	74.7440	68.3070	68.3070	86.1730
11	-81.0890	-81.0890	82.4950	-82.6160	-82.6160	96.0740
13	68.4370	68.4370	76.0410	71.1970	71.1970	90.3180
14	64.2620	64.2620	71.5050	66.8700	66.8700	84.9080
16	74.8310	74.8310	78.8730	74.3090	74.3090	93.9230
20	73.7700	73.7700	79.0750	74.9650	74.9650	94.9310

NOTE- MINUS SIGNS DENOTE OUTLYING VALUES

JTAD-7 • 3000 HOUR TEST SERIES •

MODE 4

UNIT	NREC CO LB/KLB FU	EI	NREC HC LB/KLB FU	EI	NRE CNO LB/KLA FU	EI	NR CNOX LA/KLA FU	EI	SMK NUMBER CORRECTED
2	1.42		.25		12.75		13.11		34.00
4	1.43		.30		14.39		14.59		32.19
6	1.57		.50		12.67		13.01		29.68
7	1.53		.22		13.59		14.18		28.67
8	2.15		.45		12.89		13.10		26.43
9	1.91		.37		13.56		13.74		31.32
11	1.73		.32		-12.22		-12.22		27.55
13	1.39		.32		13.84		13.84		32.36
14	1.48		.35		12.58		-12.58		31.63
16	1.64		.30		12.88		12.97		28.35
20	1.55		-.98		14.16		14.52		31.97

NOTE- MINUS SIGNS DENOTE OUTLYING VALUES

JT8D-7 • 3000 HOUR TEST SERIES •

MODE 5

UNIT	N1 SPEED PER CENT	N2 SPEED PER CENT	CORR N1 PER CENT	CORR N2 PER CENT
2	79.00	87.00	79.08	87.08
4	79.50	85.50	79.39	85.38
6	79.00	86.50	78.62	86.09
7	78.50	85.50	78.24	85.21
8	77.50	86.00	-77.35	85.83
9	78.50	85.50	78.58	85.58
11	79.00	87.00	79.15	87.17
13	78.00	86.00	78.30	86.33
14	78.00	85.00	78.30	85.33
16	78.00	87.00	78.00	87.00
20	79.00	87.00	79.15	87.17

NOTE- MINUS SIGNS DENOTE OUTLYING VALUES

JT8D-7 • 3000 HOUR TEST SERIES •

MODE 5

UNIT	FUEL FLOW LBM/HR	CB F/A X100	PERF F/A X100	TT7 DEG R	EPR	THRUST LAF
2	4700.	-.6710	.4830	1248.	1.520	A356.
4	4725.	.4870	.4860	1266.	1.520	A389.
6	4625.	.5010	.4840	1266.	1.520	A389.
7	4750.	-.5750	.4990	1266.	1.520	A392.
8	4700.	.4110	.5010	1266.	1.520	A392.
9	4800.	.4980	.5000	1248.	1.520	A398.
11	4650.	.5060	.4800	1266.	1.520	A409.
13	4900.	.4830	-.5130	1248.	1.520	A431.
14	4750.	.4540	.4980	1266.	1.520	A431.
16	4700.	.4780	.4920	1230.	1.520	A350.
20	4650.	.4560	.4790	1248.	1.520	A389.

NOTE- MINUS SIGNS DENOTE OUTLYING VALUES

JT8D-7 • 3000 HOUR TEST SERIES •

MODE 5

UNIT	CORR FU FL LBM/HR	COR CR F/A X100	COR PF F/A X100	CORR TT7 DEG R	COR THRUST LAF
2	4739.	-.6730	.4840	1250.	8434.
4	4757.	.4850	.4850	1262.	8434.
6	4672.	.4960	.4790	1254.	8434.
7	4790.	-.5720	.4960	1257.	8434.
8	4733.	.4090	.4990	1261.	8434.
9	4816.	.4980	.5010	1250.	8434.
11	4655.	.5080	.4820	1271.	8434.
13	4883.	.4870	-.5170	1257.	8434.
14	4733.	.4580	.5010	1276.	8434.
16	4747.	.4780	.4920	1230.	8434.
20	4666.	.4580	.4800	1253.	8434.

NOTE- MINUS SIGNS DENOTE OUTLYING VALUES

JT8D-7 • 3000 HOUR TEST SERIES •

MODE 5

UNIT	CO2 CONC PER CENT	CO CONC PPM	HC CONC PPM	NO CONC PPM	NOX CONC PPM
2	-1.403	14.6	1.5	32.4	35.3
4	1.015	13.1	1.7	29.6	30.3
6	1.044	16.9	2.1	26.2	27.9
7	-1.201	17.5	1.4	31.5	33.2
8	.855	16.8	2.0	22.2	23.4
9	1.037	18.7	1.9	28.8	29.0
11	1.055	19.0	1.8	25.4	26.1
13	1.005	13.4	1.6	26.5	27.6
14	.945	16.5	1.6	21.0	23.2
16	.996	16.2	1.3	23.3	25.3
20	.951	13.0	2.3	25.1	27.3

NOTE- MINUS SIGNS DENOTE OUTLYING VALUES

JT8D-7 • 3000 HOUR TEST SERIES •

MODE 5

UNIT	CO2 EI LB/KLB FU	CO EI LB/KLB FU	HC EI LB/KLB FU	NO EI LB/KLB FU	NOX EI LB/KLB FU	SMK NUMER FRONT SIDE
2	3151.	2.66	.37	7.62	8.28	30.20
4	3150.	2.59	.58	9.61	9.83	23.18
6	3149.	3.25	.71	8.27	8.81	21.91
7	3150.	2.93	.41	8.63	9.11	24.54
8	3148.	3.94	.79	8.55	9.00	-17.99
9	3148.	3.62	.64	9.13	9.20	22.27
11	3149.	3.60	.58	7.94	8.14	21.05
13	3146.	2.67	.56	8.65	9.02	25.62
14	3144.	3.50	.57	-7.30	-8.06	23.03
16	3147.	3.25	.45	7.71	8.35	22.70
20	3147.	2.73	.84	8.69	9.44	23.03

NOTE- MINUS SIGNS DENOTE OUTLYING VALUES

JT8D-7 • 3000 HOUR TEST SERIES •

MODE 5

UNIT	FCO X100	FMC X100	FNO X100	STD FCO X100	STD FMC X100	STD FNO X100
2	-42.6350	-42.6350	58.0320	-42.7330	-42.7330	69.5920
4	30.5750	30.5750	54.3680	30.1030	30.1030	62.5880
6	34.0140	34.0140	57.9040	32.5590	32.5590	65.3680
7	33.1270	33.1270	54.0020	32.0790	32.0790	61.9870
8	29.9550	29.9550	55.5100	29.3970	29.3970	64.3710
9	30.8950	30.8950	54.9670	31.0490	31.0490	63.3480
11	36.1560	36.1560	60.1130	36.6790	36.6790	69.9570
13	32.0560	32.0560	55.9820	33.0960	33.0960	66.3990
14	28.3510	28.3510	52.6380	29.2440	29.2440	62.4150
16	35.3390	35.3390	58.1360	35.0840	35.0840	69.2700
20	34.6070	34.6070	58.3130	35.0310	35.0310	69.9570

NOTE- MINUS SIGNS DENOTE OUTLYING VALUES

JT8D-7 • 3000 HOUR TEST SERIES •

MODE 5

UNIT	NREC LB/KLB	CO FU	EI	NREC LB/KLB	MC FU	EI	NRE LB/KLB	CNO FU	EI	NR LB/KLB	CNOX FU	EI	SMK NUMBER CORRECTED
2		2.65			.36			9.13			9.93		30.17
4		2.63			.59			11.06			11.32		23.18
6		3.39			.74			9.34			9.94		21.91
7		3.03			.43			9.91			10.45		24.54
8		4.01			.81			9.91			10.43		-17.99
9		3.60			.64			10.52			10.60		22.27
11		3.55			.57			9.24			-9.47		21.05
13		2.59			.54			10.26			10.69		25.62
14		3.39			.55			-8.65			-9.55		23.03
16		3.28			.46			9.18			9.94		22.70
20		2.70			.83			10.43			11.32		23.03

NOTE- MINUS SIGNS DENOTE OUTLYING VALUES

JT8D-7 • 3000 HOUR TEST SERIES •

MODE 6

UNIT	N1 SPEED PER CENT	N2 SPEED PER CENT	CORR N1 PER CENT	CORR N2 PER CENT
2	60.00	77.00	60.06	77.07
4	62.00	77.00	61.91	76.89
6	62.00	78.00	61.70	77.63
7	61.00	76.50	60.80	76.24
8	-59.00	77.00	-58.89	76.85
9	61.50	77.50	61.56	77.57
11	60.80	77.80	60.92	77.95
13	61.00	77.00	61.24	77.30
14	60.00	76.00	60.23	76.29
16	60.00	77.00	60.00	77.00
20	61.00	78.00	61.12	78.15

NOTE- MINUS SIGNS DENOTE OUTLYING VALUES

JT8D-7 • 3000 HOUR TEST SERIES •

---

MODE 6

UNIT	FUEL FLOW LBM/HR	CB F/A X100	PERF F/A X100	TT7 DEG R	EPR	THRUST LAF
2	2400.	-.3980	.3510	1104.	1.230	4240.
4	2600.	.2540	.3690	1113.	1.230	4257.
6	2600.	.2630	.3710	1131.	1.230	4257.
7	2450.	-.3590	.3560	1122.	1.230	4259.
8	2325.	.2000	.3510	1122.	1.230	4259.
9	2550.	.2880	.3630	1104.	1.230	4261.
11	2450.	.2700	.3540	1113.	1.230	4267.
13	2600.	.2270	.3730	1104.	1.230	4279.
14	2500.	.2440	.3660	1122.	1.230	4279.
16	2400.	.3130	.3510	1086.	1.230	4238.
20	2400.	.2030	.3440	1104.	1.230	4257.

NOTE- MINUS SIGNS DENOTE OUTLYING VALUES

JT8D-7 • 3000 HOUR TEST SERIES •

MODE 6

UNIT	CORR FU FL LBM/HR	COR CR F/A X100	COR PF F/A X100	CORR TT7 DEG R	COR THRUST LBF
2	2420.	-.3990	.3510	1106.	4280.
4	2618.	.2540	.3670	1109.	4280.
6	2626.	.2600	.3680	1120.	4280.
7	2471.	-.3570	.3530	1114.	4280.
8	2341.	.1990	.3490	1117.	4280.
9	2559.	.2890	.3640	1106.	4280.
11	2453.	.2710	.3550	1117.	4280.
13	2591.	.2290	.3760	1112.	4280.
14	2491.	.2460	.3690	1130.	4280.
16	2424.	.3130	.3510	1086.	4280.
20	2408.	.2040	.3460	1108.	4280.

NOTE- MINUS SIGNS DENOTE OUTLYING VALUES

JT80-7 \* 3000 HOUR TEST SERIES \*

MODE 6

UNIT	CO2 CONC PER CENT	CO CONC PPM	HC CONC PPM	NO CONC PPM	NOX CONC PPM
2	-.824	-41.3	-6.1	9.7	14.0
4	.527	21.3	2.5	8.7	10.4
6	.544	24.3	3.1	8.0	10.0
7	-.744	37.4	3.3	10.3	13.3
8	.413	23.9	3.0	6.7	7.9
9	.597	30.9	3.9	9.4	11.3
11	.558	28.8	3.3	7.9	9.2
13	.470	23.5	2.9	6.0	8.2
14	.504	25.9	3.1	6.1	8.7
16	.647	36.9	3.4	7.5	11.3
20	.420	25.9	3.6	5.0	7.7

NOTE- MINUS SIGNS DENOTE OUTLYING VALUES

JT8D-7 • 3000 HOUR TEST SERIES •

---

MODE 6

UNIT	CO2 EI LB/KLB FU	CO EI LB/KLB FU	HC EI LB/KLB FU	NO FI LB/KLB FU	NOX EI LB/KLB FU	SMK NUMBER FRONT SIDE
2	3133.	10.00	2.52	3.86	5.55	10.00
4	3139.	8.06	1.60	5.39	6.50	10.53
6	3137.	8.90	1.94	4.84	6.00	8.97
7	3136.	10.02	1.52	4.55	5.84	11.18
8	3131.	11.51	2.50	5.28	6.27	-4.79
9	3134.	10.31	2.24	5.16	6.18	9.21
11	3134.	10.31	2.03	4.64	5.43	7.53
13	3130.	9.95	2.13	4.18	5.68	8.24
14	3130.	10.25	2.08	3.96	5.65	7.67
16	3131.	11.35	1.80	3.81	5.71	9.25
20	3126.	12.27	2.96	3.92	6.01	7.89

NOTE- MINUS SIGNS DENOTE OUTLYING VALUES

JT8D-7 • 3000 HOUR TEST SERIES •

MODE 6

UNIT	FCO X100	FHC X100	FNO X100	STD FCO X100	STD FHC X100	STD FNO X100
2	12.4830	12.4830	31.3110	12.4820	12.4820	37.5230
4	11.2110	11.2110	32.2140	11.0640	11.0640	37.1160
6	12.3250	12.3250	34.2510	11.8950	11.8950	38.7750
7	11.4970	11.4970	31.0530	11.1990	11.1990	35.7190
8	10.7990	10.7990	31.9190	10.6290	10.6290	37.0350
9	12.0340	12.0340	33.5480	12.0730	12.0730	38.6430
11	12.2510	12.2510	34.0750	12.3820	12.3820	39.6050
13	11.0180	11.0180	32.1320	11.2930	11.2930	38.0190
14	10.1650	10.1650	30.2890	10.4180	10.4180	35.8290
16	11.7330	11.7330	31.3730	11.6470	11.6470	37.3590
20	11.9610	11.9610	33.4860	12.0640	12.0640	40.1240

NOTE- MINUS SIGNS DENOTE OUTLYING VALUES

JT8D-7 • 3000 HOUR TEST SERIES •

---

MODE 6

UNIT	NREC CO EI LB/KLB FU	NREC HC EI LB/KLB FU	NRE CNO EI LB/KLB FU	NR CNOX EI LB/KLB FU	SMK NUMBER CORRECTED
2	10.00	2.52	4.63	6.65	10.00
4	8.17	1.62	6.21	7.49	10.53
6	9.22	2.01	5.48	6.79	8.97
7	10.29	1.56	5.24	6.72	11.18
8	11.70	2.54	6.13	7.28	-4.79
9	10.27	2.23	5.94	7.12	9.21
11	10.20	2.01	5.39	6.31	7.53
13	9.71	2.07	4.95	6.72	8.24
14	10.00	2.03	4.69	6.69	7.67
16	11.44	1.81	4.53	6.80	9.25
20	12.16	2.93	4.70	7.20	7.89

NOTE- MINUS SIGNS DENOTE OUTLYING VALUES

JT8D-7 • 3000 HOUR TEST SERIES •

MODE 7

UNIT	N1 SPEED PER CENT	N2 SPEED PER CENT	CORR N1 PER CENT	CR NR N2 PER CENT
2	36.00	59.00	36.03	59.06
4	36.80	60.00	36.75	59.91
6	35.70	59.50	35.53	59.22
7	37.00	60.00	36.88	59.80
8	35.50	60.00	35.43	59.88
9	37.00	59.50	37.04	59.56
11	35.30	60.00	35.37	60.12
13	36.00	60.00	36.14	60.23
14	36.00	59.00	36.14	59.23
16	36.00	60.00	36.00	60.00
20	36.00	60.00	36.07	60.12

NOTE- MINUS SIGNS DENOTE OUTLYING VALUES

JT8D-7 • 3000 HOUR TEST SERIES •

---

MODE 7

UNIT	FUEL FLOW LRM/HR	CR F/A X100	PERF F/A X100	TT7 DEG R	FPR	THRUST LAF
2	1225.	-.3720	.3050	1140.	1.050	1243.
4	1290.	.3130	.3200	1140.	1.060	1289.
6	1275.	.3010	.3230	1167.	1.060	1256.
7	1250.	.3190	.3110	1140.	1.060	1284.
8	1190.	.2510	.3010	1140.	1.070	1288.
9	1200.	.2980	.2970	1104.	1.060	1273.
11	1250.	.2450	.3160	1158.	1.060	1303.
13	1275.	.2330	.3190	1104.	1.070	1314.
14	1250.	.2550	.3130	1140.	1.060	1263.
16	1275.	.3160	.3180	1113.	1.070	1287.
20	1225.	.2800	.3060	1140.	1.060	1300.

NOTE- MINUS SIGNS DENOTE OUTLYING VALUES

JT8D-7 • 3000 HOUR TEST SERIES •

---

MODE 7

UNIT	CORR FU FL LBM/HR	COR CB F/A X100	COR PF F/A X100	CORR TT7 DEG R	COR THRUST LBF
2	1235.	-.3720	.3060	1142.	1255.
4	1299.	.3130	.3190	1136.	1296.
6	1299.	.2980	.3200	1156.	1262.
7	1260.	.3170	.3090	1132.	1290.
8	1198.	.2500	.3000	1135.	1294.
9	1204.	.2990	.2970	1106.	1279.
11	1251.	.2460	.3170	1162.	1307.
13	1270.	.2350	.3220	1112.	1314.
14	1246.	.2570	.3150	1149.	1263.
16	1288.	.3160	.3180	1113.	1300.
20	1229.	.2810	.3070	1144.	1307.

NOTE- MINUS SIGNS DENOTE OUTLYING VALUES

JT8D-7 • 3000 HOUR TEST SERIES •

MODE 7

UNIT	CO <sub>2</sub> CONC PER CENT	CO CONC PPM	HC CONC PPM	NO CONC PPM	NO <sub>x</sub> CONC PPM
2	-.740	97.9	-20.1	3.7	7.8
4	.641	92.3	10.2	4.2	7.1
6	.615	82.8	12.1	3.8	6.5
7	.654	87.8	11.2	4.4	7.1
8	.513	75.7	11.1	4.1	5.9
9	.610	83.0	10.4	4.7	6.9
11	.504	57.5	6.7	4.1	5.2
13	.476	64.2	8.7	2.5	5.1
14	.520	72.6	10.9	2.6	5.5
16	.644	112.5	15.0	2.7	7.0
20	.572	80.4	10.5	2.4	6.3

NOTE- MINUS SIGNS DENOTE OUTLYING VALUES

JT8D-7 • 3000 HOUR TEST SERIES •

MODE 7

UNIT	CO2 EI LB/KLB FU	CO EI LB/KLB FU	HC EI LB/KLB FU	NO EI LB/KLB FU	NOX EI LB/KLB FU	SMK NUMER FRONT SIDE
2	3092.	25.34	8.95	1.55	3.33	2.67
4	3097.	28.37	5.39	2.14	3.56	1.32
6	3096.	26.52	6.63	2.01	3.45	.66
7	3098.	26.49	5.82	2.18	3.51	1.99
8	3090.	29.01	7.33	2.56	3.68	1.97
9	3098.	26.80	5.79	2.49	3.65	1.46
11	3108.	22.56	4.50	2.67	3.37	2.24
13	3093.	26.57	6.15	1.72	3.46	.79
14	3089.	27.44	7.07	1.62	3.42	1.57
16	3078.	34.23	7.86	1.37	3.51	2.37
20	3093.	27.69	6.20	1.36	3.56	1.32

NOTE- MINUS SIGNS DENOTE OUTLYING VALUES

JT8D-7 • 3000 HOUR TEST SERIES •

MODE 7

UNIT	FCO X100	FMC X100	FNO X100	STD FCO X100	STD FMC X100	STD FNO X100
2	3.8150	3.1140	13.2320	3.8080	3.1090	15.8440
4	4.0610	3.2000	14.1760	4.0130	3.1620	16.3530
6	3.9650	3.1020	14.0160	3.8450	3.0120	15.9780
7	4.0750	3.2190	14.1180	3.9850	3.1490	16.2840
8	4.0640	3.0950	14.0560	4.0060	3.0530	16.3750
9	3.9190	3.0680	14.0250	3.9270	3.0740	16.1400
11	4.0280	3.0620	14.1980	4.0620	3.0870	16.4740
13	4.0050	3.0270	14.0290	4.0910	3.0890	16.5440
14	3.7690	2.8910	13.5230	3.8490	2.9490	15.9460
16	4.0640	3.2090	13.7760	4.0340	3.1850	16.4040
20	4.0350	3.1250	13.7730	4.0620	3.1440	16.4740

NOTE - MINUS SIGNS DENOTE OUTLYING VALUES

JT8D-7 • 3000 HOUR TEST SERIES •

---

MODE 7

UNIT	NREC LB/KLB	CO FU	EI	NREC LB/KLB	HC FU	EI	NRE LB/KLB	CNO FU	EI	NR LB/KLB	CNOX FU	EI	SMK CORRECTED	NUMBER
2		25.39			8.96			1.86			3.99		2.67	
4		28.72			5.45			2.47			4.11		1.32	
6		27.35			6.83			2.28			3.92		.66	
7		27.09			5.95			2.52			4.05		1.99	
8		29.43			7.43			2.97			4.28		1.97	
9		26.75			5.78			2.86			4.20		1.36	
11		22.37			4.46			3.10			3.91		2.24	
13		26.01			6.03			2.03			4.08		.79	
14		26.87			6.93			1.91			4.03		1.57	
16		34.48			7.92			1.63			4.18		2.37	
20		27.51			6.16			1.63			4.25		1.32	

NOTE- MINUS SIGNS DENOTE OUTLYING VALUES

JT8D-7 • 3000 HOUR TEST SERIES •

MODE 8

UNIT	N1 SPEED PER CENT	N2 SPFN PER CENT	CORR N1 PER CENT	CORR N2 PER CENT
2	35.00	59.00	35.03	59.06
4	34.70	56.00	34.65	55.92
6	32.50	55.00	32.34	55.53
7	35.50	58.00	35.38	57.81
8	33.00	57.00	32.94	56.89
9	34.50	58.00	34.53	58.06
11	31.10	55.00	31.16	55.11
13	31.00	55.00	31.12	55.21
14	36.00	59.00	36.14	59.23
16	32.00	56.00	32.00	56.00
20	34.50	58.50	34.57	58.61

NOTE- MINUS SIGNS DENOTE OUTLYING VALUES

JT8D-7 • 3000 HOUR TEST SERIES •

---

MODE 8

UNIT	FUEL FLOW LBM/HR	CB F/A X100	PERF F/A X100	TT7 DEG R	EPR	THRUST LAF
2	1250.	-.3050	.3160	1140.	1.050	1243.
4	1150.	.3200	.2940	1140.	1.055	1098.
6	1160.	.2960	.3300	1158.	1.050	1080.
7	1200.	.3360	.3040	1158.	1.060	1189.
8	1100.	.2550	.3030	1140.	1.060	1145.
9	1160.	.3010	.2960	1104.	1.060	1201.
11	1075.	.2780	.3230	1176.	1.060	1062.
13	1050.	.2460	.3170	1122.	1.050	1070.
14	1225.	.2580	.3070	1140.	1.060	1263.
16	1140.	.3350	.3260	1122.	1.060	1097.
20	1200.	.2880	.3060	1140.	1.050	1227.

NOTE- MINUS SIGNS DENOTE OUTLYING VALUES

JT8D-7 • 3000 HOUR TEST SERIES •

MODE 8

UNIT	CORR FU FL LPM/HR	COR CB F/A X100	COR PF F/A X100	CORR TTY DEG R	COR THRUST LBF
2	1260.	-.3860	.3160	1142.	1255.
4	1158.	.3190	.2930	1136.	1104.
6	1172.	.2930	.3260	1147.	1086.
7	1210.	.3040	.3020	1150.	1195.
8	1108.	.2510	.3020	1135.	1151.
9	1164.	.3010	.2970	1106.	1207.
11	1074.	.2800	.3240	1180.	1065.
13	1046.	.2480	.3190	1130.	1070.
14	1221.	.2600	.3090	1149.	1263.
16	1151.	.3350	.3260	1122.	1108.
20	1204.	.2900	.3070	1144.	1233.

NOTE- MINUS SIGNS DENOTE OUTLYING VALUES

JT8D-7 • 3000 HOUR TEST SERIES •

MODE 8

UNIT	CO2 CONC PER CENT	CO CONC PPM	HC CONC PPM	NO CONC PPM	NOX CONC PPM
2	-.785	104.0	25.7	3.7	8.1
4	.651	110.8	16.0	3.5	6.3
6	.602	102.6	17.3	3.1	5.8
7	.686	104.6	13.9	4.1	7.2
8	.517	93.2	16.4	3.5	5.5
9	.615	86.3	10.9	4.6	6.7
11	.567	92.9	13.2	3.6	5.2
13	.499	92.0	13.9	1.9	4.8
14	.526	79.0	11.5	2.6	5.5
16	.674	-162.6	-28.7	2.0	6.5
20	.588	90.2	11.2	2.3	6.3

NOTE- MINUS SIGNS DENOTE OUTLYING VALUES

JT8D-7 • 3000 HOUR TEST SERIES •

MODE 8

UNIT	CO2 EI LB/KLB FU	CO EI LB/KLB FU	HC EI LB/KLB FU	NO EI LB/KLB FU	NOX EI LB/KLB FU	SMK NUMER FRONT SIDE
2	3085.	26.03	11.04	1.54	3.34	1.32
4	3081.	33.38	8.30	1.72	3.14	1.32
6	3077.	33.41	9.67	1.65	3.10	1.32
7	3090.	30.00	6.84	1.94	3.40	2.37
8	3071.	35.20	10.63	2.14	3.42	1.45
9	3096.	27.65	6.02	2.43	3.53	1.60
11	3084.	32.15	7.85	2.02	2.93	1.05
13	3069.	36.01	9.36	1.19	3.08	.27
14	3085.	29.47	7.34	1.58	3.39	.52
16	3041.	46.72	14.18	.94	3.06	1.19
20	3089.	30.14	6.44	1.26	3.48	1.32

NOTE- MINUS SIGNS DENOTE OUTLYING VALUES

JT8D-7 • 3000 HOUR TEST SERIES •

MODE 8

UNIT	FCO X100	FMC X100	FNO X100	STD FCO X100	STD FMC X100	STD FNO X100
2	3.8150	-3.1370	13.2320	3.8080	-3.1330	15.8440
4	3.2370	2.5850	12.3720	3.1990	2.5550	14.2740
6	3.2340	2.5490	12.4080	3.1400	2.4770	14.1170
7	3.6100	2.8920	13.1240	3.5310	2.8300	15.1410
8	3.3990	2.6170	12.6240	3.3510	2.5820	14.6740
9	3.5780	2.8160	13.2770	3.5850	2.8220	15.2790
11	3.0510	2.3930	12.0210	3.0750	2.4110	13.9440
13	3.0290	2.3390	11.8680	3.0910	2.3850	13.9870
14	3.7690	2.8950	13.5230	3.8490	2.9540	15.9460
16	3.2350	2.6060	12.0150	3.2110	2.5870	14.3070
20	3.6820	2.8770	13.0340	3.7070	2.8950	15.5880

NOTE- MINUS SIGNS DENOTE OUTLYING VALUES

JT8D-7 \* 3000 HOUR TEST SERIES \*

---

MODE B

UNIT	NREC CO FI LB/KLB FU	NREC HC EI LB/KLB FU	NRE CNO EI LB/KLB FU	NR CNOX EI LB/KLB FU	SMK NUMBER CORRECTED
2	26.07	11.06	1.84	4.00	1.32
4	33.78	8.40	1.98	3.62	1.32
6	34.41	9.95	1.88	3.52	1.32
7	30.67	6.99	2.23	3.92	2.21
8	35.70	10.78	2.49	3.97	1.45
9	27.59	6.01	2.79	4.06	1.60
11	31.89	7.79	2.34	3.40	1.05
13	35.29	9.18	1.41	3.63	.27
14	28.86	7.19	1.86	4.00	.52
16	47.07	14.29	1.12	3.64	1.19
20	29.94	6.40	1.51	4.17	1.32

NOTE- MINUS SIGNS DENOTE OUTLYING VALUES

5. FUEL ANALYSIS DATA

Unit No.	Test Series	deg. API	H/C Ratio	FIA, percent		
				Paraffin	Olefin	Aromatic
1	Baseline	42.6	1.92	83	2	15
2	Baseline	42.6	1.92	83	2	15
	600-Hour	40.9	1.90	84	2	14
	1200-Hour	43.4	1.93	85	1	14
	1800-Hour	43.4	1.92	84	2	14
	2400-Hour	45.4	1.95	83	1	16
	3000-Hour *					
3	Baseline	42.6	1.92	83	2	15
	600-Hour	40.9	1.90	84	2	14
	1200-Hour	43.4	1.93	85	1	14
4	Baseline	42.1	1.92	82	2	16
	600-Hour	42.1	1.93	84	2	14
	1200-Hour	44.1	1.92	86	1	13
	1800-Hour *					
	2400-Hour *					
	3000-Hour	45.4	1.92	80	2	18
5	Baseline	42.1	1.92	82	2	16
	600-Hour	42.1	1.93	84	2	14
	1200-Hour	44.1	1.92	86	1	13
	1800-Hour *					
6	Baseline	42.1	1.92	82	2	16
	600-Hour	42.1	1.93	84	2	14
	1200-Hour	44.1	1.92	86	1	13
	1800-Hour *					
	2400-Hour *					
	3000-Hour	45.4	1.92	80	2	18
7	Baseline	42.1	1.90	82	2	16
	600-Hour	42.3	1.93	84	2	14
	1200-Hour	43.8	1.95	85	2	13
	1800-Hour	42.3	1.93	85	1	14
	2400-Hour *					
	3000-Hour *					

\* Fuel analysis data not available

Unit No.	Test Series	deg API	H/C Ratio	FIA, percent		
				Paraffin	Olefin	Aromatic
8	Baseline	42.1	1.90	82	2	16
	600-Hour	42.3	1.93	84	2	14
	1200-Hour	43.8	1.95	85	2	13
	1800-Hour	42.3	1.93	85	1	14
	2400-Hour *					
	3000-Hour *					
9	Baseline	42.1	1.90	82	2	16
	600-Hour	42.3	1.93	84	2	14
	1200-Hour	43.8	1.95	85	2	13
	1800-Hour	42.3	1.93	85	1	14
	2400-Hour *					
	3000-Hour *					
10	Baseline	42.3	1.90	82	2	16
	600-Hour	41.1	1.91	82	2	16
	1200-Hour *					
	1800-Hour	43.2	1.94	84	1	15
11	Baseline	42.3	1.93	82	2	16
	600-Hour	41.1	1.91	82	2	16
	1200-Hour *					
	1800-Hour	43.2	1.94	84	1	15
	2400-Hour	45.4	1.94	82	1	17
3000-Hour *						
12	Baseline	42.3	1.90	82	2	16
	600-Hour	41.1	1.91	82	2	16
	1200-Hour *					
	1800-Hour	43.2	1.94	84	1	15
13	Baseline	42.3	1.91	81	3	16
	600-Hour	41.3	1.91	84	2	14
	1200-Hour	44.1	1.90	84	2	14
	1800-Hour	43.6	1.90	84	1	15
	2400-Hour	44.5	1.91	83	1	16
	3000-Hour	45.2	1.94	81	1	18
14	Baseline	42.3	1.91	81	3	16
	600-Hour	41.3	1.91	84	2	14
	1200-Hour	44.1	1.90	84	2	14

\* Fuel analysis data not available

Unit No.	Test Series	Ceg API	H/C Ratio	FIA, percent		
				Paraffin	Olefin	Aromatic
14 Cont.	1800-Hour	43.6	1.90	84	1	15
	2400-Hour	44.5	1.91	83	1	16
	3000-Hour	45.2	1.94	81	1	16
15	Baseline	44.3	1.96	86	1	13
	600-Hour	41.7	1.92	84	2	14
	1200-Hour	43.2	1.94	85	2	13
	1800-Hour	43.0	1.91	84	2	14
	2400-Hour	44.9	1.92	82	1	17
16	Baseline	44.3	1.96	86	1	13
	600-Hour	41.7	1.92	84	2	14
	1200-Hour	43.2	1.94	85	2	13
	1800-Hour	43.0	1.91	84	2	14
	2400-Hour	44.9	1.92	82	1	17
	3000-Hour	44.5	1.93	81	1	18
17	Baseline	44.3	1.96	86	1	13
	600-Hour	42.1	1.92	84	2	14
	1200-Hour	43.2	1.94	85	2	13
18	Baseline	40.6	1.90	83	2	15
	600-Hour	41.3	1.91	83	2	15
	1200-Hour	43.2	1.93	84	1	15
	1800-Hour	42.8	1.90	84	2	14
	2400-Hour	45.4	1.95	83	1	16
19	Baseline	40.6	1.90	83	2	15
	600-Hour	41.3	1.91	83	2	15
	1200-Hour	43.2	1.93	84	1	15
	1800-Hour	42.8	1.90	84	2	14
	2400-Hour	45.4	1.95	83	1	16
20	Baseline	40.6	1.90	83	2	15
	600-Hour	41.3	1.91	83	2	15
	1200-Hour	43.2	1.93	84	1	15

\* Fuel analysis data not available

Unit No.	Test Series	deg API	H/C Ratio	FIA, percent		
				Paraffin	Olefin	Aromatic
20 Cont.	1800-Hour	42.8	1.90	84	2	14
	2400-Hour	45.4	1.95	83	1	16
	3000-Hour	44.3	1.93	81	1	18
21	Baseline	40.9	1.90	84	2	14
	600-Hour	43.4	1.93	85	1	14
	1200-hour	43.4	1.92	84	2	14
	1800-Hour	45.4	1.95	83	1	16
	2400-Hour *					

\* Fuel analysis data not available

## 6. REFERENCES

1. Adams, H. T., Elements of Internal Combustion Turbine Theory, Cambridge University Press, 1949.
2. "T53 and T55 Gas Turbine Combustor and Engine Exhaust Emission Measurements", USAAMRD Technical Report 73-47, December 1973.
3. "Control of Air Pollution from Aircraft and Aircraft Engines, Emissions Standards and Test Procedures for Aircraft", Federal Register, vol. 38, no. 136, Part II, July 17, 1973.

NAF  
ANTIC