

AD-A070 576

NORTHERN RESEARCH AND ENGINEERING CORP CAMBRIDGE MASS F/G 13/2
TIME DEGRADATION FACTORS FOR TURBINE ENGINE EXHAUST EMISSIONS. --ETC(U)
MAY 78 DOT-FA74NA-1100

UNCLASSIFIED

NREC-1238-9

FAA-RD-78-56-4

NL

1 OF 4
AD
A070576



Report No. FAA-RD-78-56, IV

② LEVEL III

4070575

TIME DEGRADATION FACTORS FOR TURBINE ENGINE EXHAUST EMISSIONS

VOLUME IV
JT3D-7 TEST DATA



MAY 1978

DDC
RECEIVED
JUN 25 1979
B

INTERIM REPORT

Document is available to the public through the
National Technical Information Service,
Springfield, Virginia 22151

Prepared for

U. S. DEPARTMENT OF TRANSPORTATION
FEDERAL AVIATION ADMINISTRATION
Systems Research & Development Service
Washington, D.C. 20590

ADA070576

DDC FILE COPY

This document is disseminated under the sponsorship
of the Department of Transportation in the interest
of information exchange. The United States
Government assumes no liability for its contents or
us thereof.

12 374 p.

Technical Report Documentation Page

1. Report No. FAA-RD-78-56, IV		2. Government Accession No.		3. Recipient's Catalog No. 14	
4. Title and Subtitle Time Degradation Factors for Turbine Engine Exhaust Emissions, Volume IV of JT3D-7 Test Data		5. Report Date May 1978		6. Participating Organization Code	
7. Author(s)		8. Performing Organization Report No. FAA-NA-77-179		9. Work Unit No. (TRAIS)	
9. Performing Organization Name and Address Northern Research and Engineering Corporation 219 Vassar Street Cambridge, Massachusetts 02139		10. Contract or Grant No. DOT-FA74NA-1100		11. Type of Report and Period Covered Interim Report August 1974 - June 1977	
12. Sponsoring Agency Name and Address Department of Transportation FEDERAL AVIATION ADMINISTRATION Systems Research and Development Service Washington, D. C. 20591		13. Supplementary Notes This investigation was performed under a contract administered by the National Aviation Facilities Experimental Center, Atlantic City, New Jersey.		14. Sponsoring Agency Code	
15. Abstract This is the fourth volume of an eight-volume report concerning the degradation of turbine engine emissions. This volume contains a compilation of all emission test data and analysis data used in the development of degradation factors for the JT3D-7 engine type. In addition, the volume contains maintenance data for the test units during the period of testing, as well as analyses of the samples of fuel used in each test.					
18. Key Words Aircraft Turbine Engine Exhaust Emissions Time Degradation Factors					
19. Distribution Statement Document is available to the public through the National Technical Information Service, Springfield, Virginia 22151					
17. Security Classif. (of this report) UNCLASSIFIED		20. Security Classif. (of this page) UNCLASSIFIED		21. No. of Pages 368	
22. Price					

18 FAA-RD, FAA-NA
19 78-56-4, 77-179-VOL-4

Form DOT F 1700.7 (8-72)

Reproduction of completed page authorized

JOB

260 350

TABLE OF CONTENTS

1. INTRODUCTION 1
 1.1 Content of Volume 1
 2. ENGINE TEST AND MAINTENANCE CHRONOLOGY 3
 3. NOMENCLATURE 9
 4. EMISSIONS AND ANALYSIS DATA 21
 Baseline Test Series 23
 600 Hour Test Series 80
 1200 Hour Test Series 137
 1800 Hour Test Series 194
 2400 Hour Test Series 251
 3000 Hour Test Series 308
 5. FUEL ANALYSIS DATA 365
 6. REFERENCES 368

Accession For	
NTIS GRA&I	<input checked="" type="checkbox"/>
DDC TAB	<input type="checkbox"/>
Unannounced	<input type="checkbox"/>
Justification	
By	
Distribution/	
Availability Codes	
Dist.	Avail and/or special
A	

LIST OF FIGURES

Figure 1. Mean EPR versus N_2 Curve in the Idle Regime	11
Figure 2. Estimated Engine Thrust versus Engine Pressure Ratio Characteristic with MAPEC Emissions Sampling Rake Installed	14
Figure 3. Estimated Engine Thrust versus Corrected High Rotor Speed in the Idle Regime	15
Figure 4. Typical Production Engine Performance	18

1. INTRODUCTION

This is the fourth volume of an eight-volume report concerning the degradation of turbine engine emissions. This volume contains test data obtained for the JT3D-7 engine type as installed on the DC-8-62 aircraft. The engines, owned and operated by UAL, were tested in San Francisco by UAL personnel.

The other volumes of the report are listed below:

- Volume I - Program Description and Results
- Volume II - JT8D-9 Test Data
- Volume III - JT8D-7 Test Data
- Volume V - JT3D-3B Test Data
- Volume VI - JT9D-3A Test Data
- Volume VII - RB211-22B Test Data
- Volume VIII - CF700-2D Test Data

Regarding the test data, it should be noted the EPA test specifications were not followed where they conflicted with the interests of degradation testing. Hence, comparison of absolute emission levels presented in this report with EPA standards may be misleading.

1.1 CONTENT OF VOLUME

There are four sections that make up the volume: Engine Test and Maintenance Chronology; Nomenclature; Emissions and Analysis Data; and Fuel Analysis Data.

The Engine Test and Maintenance Chronology section contains a chronological, unit-by-unit, listing of noteworthy events occurring to a particular engine in the course of the program. This includes test dates, dates and descriptions of maintenance, and the dates of installations onto other aircraft that may have occurred. If an engine was removed from the program, the date and reason are also included.

The Nomenclature section contains a listing and description of all the titles and column headings used in the two succeeding sections. This includes all equations used in the various calculations.

The Emissions and Analysis Data section includes all data gathered during a test, plus the results of any calculations performed on that data.

It consists of a number of tables arranged according to test series. For the JT3D-7 engine there were six such series; Baseline; 600 Hour; 1200 Hour; 1800 Hour; 2400 Hour; and 3000 Hour. The hour designations represent the nominal value of time since baseline (TSB) for each engine tested. The actual values of TSB are scattered about the nominal values. Within each test series, the data is further subdivided into a table of data pertinent to an entire test for an engine and a series of seven tables for each of the eight modes tested. Thus there are a total of 57 tables for each test series. In addition, the section begins with a set of notes documenting the data.

The Fuel Analysis Data section contains a unit-by-unit listing of the results of analyses performed on samples of jet fuel used during the emission tests. During each engine test, a sample of fuel was taken from the same fuel tank as used during the test and subsequently analyzed. The results of the analyses include API gravity, hydrogen-carbon ratio and the percentages of paraffins, olefins and aromatics.

2. ENGINE TEST AND MAINTENANCE CHRONOLOGY

Unit No./ Serial No.	Date	Item
1/671292	8/18/75	Original Test A/C No. <u>2266</u> , Position No. <u>1</u> Baseline Emission Test
	11/4/75	"600-Hour" Emission Test
	1/4/76	Trimmed engine 35 clicks counterclockwise
	1/28/76	"1200-Hour" Emission Test
	2/25/76	Engine removed due to burner can shift
2/671220	8/21/75	Original Test A/C No. <u>2266</u> , Position No. <u>2</u> Baseline Emission Test
	11/4/75	"600-Hour" Emission Test
	1/4/76	Trimmed engine 18 clicks counterclockwise
	2/3/76	"1200-Hour" Emission Test
	5/18/76	"1800-Hour" Emission Test
	8/17/76	"2400-Hour" Emission Test
	8/25/76	Retrimmed engine
11/3/76	"3000-Hour" Emission Test	
3/671228	8/21/75	Original Test A/C No. <u>2266</u> , Position No. <u>3</u> Baseline Emission Test
	11/4/75	"600-Hour" Emission Test
	1/26/76	High bleed valve open, replaced valve
	2/3/76	"1200-Hour" Emission Test
	5/18/76	Engine removed due to metal in oil system
4/671142	8/21/75	Original Test A/C No. <u>2266</u> , Position No. <u>4</u> Baseline Emission Test
	11/4/75	"600-Hour" Emission Test
	12/29/75	Pneumatic bleed valve will not switch from "Auto" to "HI", replaced valve

Unit No./ Serial No.	Date	Item
4/671142 Continued	1/4/76	Trimmed engine 35 clicks counterclockwise
	1/29/76	EPR low - replaced PT ₇ line
	2/3/76	"1200-Hour" Emission Test
	5/18/76	"1800-Hour" Emission Test
	8/24/76	Retrimmed engine
	8/17/76	"2400-Hour" Emission Test
	11/3/76	"3000-Hour" Emission Test
5/671325		Original Test A/C No. <u>2270</u> , Position No. <u>1</u>
	8/19/75	Baseline Emission Test
	8/30/75	Accomplished FCU trim
	9/30/75	Pneumatic system inoperative in 'Auto' replaced switch
	11/5/75	"600-Hour" Emission Test
	2/27/76	"1200-Hour" Emission Test
	5/26/76	"1800-Hour" Emission Test
	8/19/76	"2400-Hour" Emission Test
	10/16/76	FCU replaced
10/21/76	"3000-Hour" Emission Test	
6/671143		Original Test A/C No. <u>2270</u> , Position No. <u>2</u>
	8/19/75	Baseline Emission Test
	8/24/75	Engine removed due to foreign object damage, and reinstalled on the same aircraft and position
	8/30/75	Accomplished FCU trim
	9/12/75	Adjust fuel control
	11/5/75	"600-Hour" Emission Test
	12/16/75	Engine removed due to high oil consumption
7/671268		Original Test A/C No. <u>2270</u> , Position No. <u>3</u>
	8/19/75	Baseline Emission Test
	8/30/75	Accomplished FCU trim

Unit No./ Serial No.	Date	Item
7/67/268 Continued	11/5/75	"600-Hour" Emission Test
	2/27/76	"1200-Hour" Emission Test
	5/26/76	"1800-Hour" Emission Test
	8/19/76	"2400-Hour" Emission Test
		C-2 disk limit, removed from program
8/671306		Original Test A/C No. <u>2270</u> , Position No. <u>4</u>
	8/25/75	Baseline Emission Test
	8/30/75	Accomplished FCU trim
	11/5/75	"600-Hour" Emission Test
	2/27/76	"1200-Hour" Emission Test
	3/10/76	FCU replaced
	5/26/76	"1800-Hour" Emission Test
	8/19/76	"2400-Hour" Emission Test
10/21/76	"3000-Hour" Emission Test	
9/671315		Original Test A/C No. <u>2267</u> , Position No. <u>1</u>
	8/22/75	Baseline Emission Test
	9/16/76	Engine removed due to oil leak
10/671171		Original Test A/C No. <u>2267</u> , Position No. <u>2</u>
	8/22/75	Baseline Emission Test
	9/29/75	Engine removed due to burner can shift
11/671203		Original Test A/C No. <u>2267</u> , Position No. <u>3</u>
	8/22/75	Baseline Emission Test
	11/17/75	"600-Hour" Emission Test
	1/1/76	Trimmed engine 59 clicks clockwise
	2/17/76	"1200-Hour" Emission Test
	5/19/76	"1800-Hour" Emission Test
	6/1/76	Jet air bleed open
8/10/76	"2400-Hour" Emission Test	

Unit No./ Serial No.	Date	Item
11/671203 Continued	9/19/76	Trimmed engine
	10/19/76	"3000-Hour" Emission Test
12/671214		Original Test A/C No. <u>2267</u> , Position No. <u>4</u>
	8/26/75	Baseline Emission Test
	11/17/75	"600-Hour" Emission Test
	2/17/76	"1200-Hour" Emission Test
	3/4/76	Engine removed from program due to oil can shift
13/671227		Original Test A/C No. <u>2268</u> , Position No. <u>1</u>
	8/28/75	Baseline Emission Test
	11/11/75	"600-Hour" Emission Test
	12/31/75	Rerigged to part power
	2/23/76	"1200-Hour" Emission Test
	3/1/76	Engine retrimmed
	5/25/76	"1800-Hour" Emission Test
	6/3/76	"2400-Hour" Emission Test
	8/19/76	Engine removed due to C-2 disk limit
	9/16/76	Engine reinstalled on A/C No. <u>2266</u> , Position No. <u>1</u>
11/3/76	"3000-Hour" Emission Test	
14/671197		Original Test A/C No. <u>2268</u> , Position No. <u>2</u>
	8/28/75	Baseline Emission Test
	11/18/75	"600-Hour" Emission Test
	12/31/75	Rerigged to part power
	2/23/76	"1200-Hour" Emission Test
	3/1/76	Engine retrimmed
	5/25/76	"1800-Hour" Emission Test
	8/3/76	"2400-Hour" Emission Test
	8/27/76	Engine retrimmed
10/26/76	"3000-Hour" Emission Test	

Unit No./ Serial No.	Date	Item
15/671293		Original Test A/C No. <u>2268</u> , Position No. <u>3</u>
	8/28/75	Baseline Emission Test
	8/31/75	Pneumatic system will not shift to "HI" bleed in "Auto" position
	11/18/75	"600-Hour" Emission Test
	2/23/76	"1200-Hour" Emission Test
	3/1/76	Engine retrimmed
	5/26/76	"1800-Hour" Emission Test
	8/3/76	"2400-Hour" Emission Test
	8/27/76	Retrimmed engine
	10/6/76	Engine removed due to damaged compressor stators
16/671164		Original Test A/C No. <u>2268</u> , Position No. <u>4</u>
	8/29/75	Baseline Emission Test
	11/3/75	Engine removed from program due to high vibration
17/645691		Original Test A/C No. <u>2269</u> , Position No. <u>3</u>
	9/10/75	Baseline Emission Test
	11/19/75	"600-Hour" Emission Test
	2/9/76	Engine retrimmed
	3/5/76	"1200-Hour" Emission Test
	6/2/76	"1800-Hour" Emission Test
	8/20/76	"2400-Hour" Emission Test
	9/9/76	Rerigged throttle
	11/16/76	"3000-Hour" Emission Test
18/671297		Original Test A/C No. <u>2269</u> , Position No. <u>4</u>
	9/10/75	Baseline Emission Test
	10/9/75	Will not shift to high pneumatic, replaced switch
	11/19/75	"600-Hour" Emission Test
	12/23/76	Engine removed due to high oil consumption

3. NOMENCLATURE

Name	Symbol	Description	Unit
TSO	TSO	Time Since Overhaul	hrs
TSB	TSB	Time Since Baseline	hrs
AMB TEMP	T_a	Ambient temperature	deg R
AMB PRESS	P_a	Barometric pressure	in Hg abs
AMB HUMID	H	Ambient humidity	lbm H ₂ O per lbm dry air
MODE 1		Idle, initial - 60 percent N_2 nominal	
MODE 2		Idle "plus", initial - 64 percent N_2	
MODE 3		Take-off - T.O. EPR from airline engine operating guide	
MODE 4		Climb - EPR corresponding to 85 percent T.O. thrust	
MODE 5		Intermediate - EPR corresponding to 60 percent T.O. thrust	
MODE 6		Approach - EPR corresponding to 30 percent T.O. thrust	
MODE 7		Idle "plus", final - see MODE 2	
MODE 8		Idle, final - see MODE 1	
N1 SPEED	N_1	Rotational speed of low pressure turbine, given as a percent of design speed (7000 rpm)	percent
N2 SPEED	N_2	Rotational speed of high pressure turbine, given as a percent of design speed (9655 rpm)	percent
CORR N1	N_1'	N_1 speed corrected to standard ambient conditions (Ref 1) $N_1' = N_1 \times \sqrt{518.7/T_a}$	percent

Name	Symbol	Description	Unit
CORR N2	N_2'	Corrected N_2 speed (Ref 1) $N_2' = N_2 \times \sqrt{518.7/T_a}$	percent
FUEL FLOW	F	Fuel Flow	lbm per hr
CB F/A	$(F/A)_{CB}$	Carbon balance fuel-air ratio (Ref 2, dry basis) $(F/A)_{CB} = \frac{(12+a) \times 4.77(1+0.25a)}{(1+0.25a)(32+3.73 \times 28+0.04 \times 40)} +$ $\left[\frac{100}{\frac{CO+CO_2+HC}{10^4} + 0.25a} - \frac{1}{2} \left(\frac{CO/10^4}{\frac{CO+CO_2+HC}{10^4}} \right) - \frac{(1+0.25a)HC/10^4}{\frac{CO+CO_2+HC}{10^4}} \right]$	
PERF F/A	$(F/A)_{PF}$	Performance fuel-air ratio, obtained iteratively from $(F/A)_{PF} = \frac{F \sqrt{T_T/3600}}{W \times CD \times ARN \times A_{r_{a,i}} \times EPR \times P_a}$ where: EPR is obtained from the curve shown in Figure 1 for modes 1,2,7, and 8. Actual test data is used for the other modes. W (nozzle flow parameter) = $\frac{M \sqrt{\gamma g/R} \sqrt{1 + \frac{\gamma-1}{2} M^2}}{(1 + \frac{\gamma-1}{2} M^2)^{\frac{\gamma}{\gamma-1}}}$ M (nozzle discharge Mach Number) = $\left[\frac{EPR \frac{\gamma-1}{\gamma} - 1}{\frac{\gamma-1}{2}} \right]^{1/2}$ $g = 32.174 \text{ ft per sec}^2$	

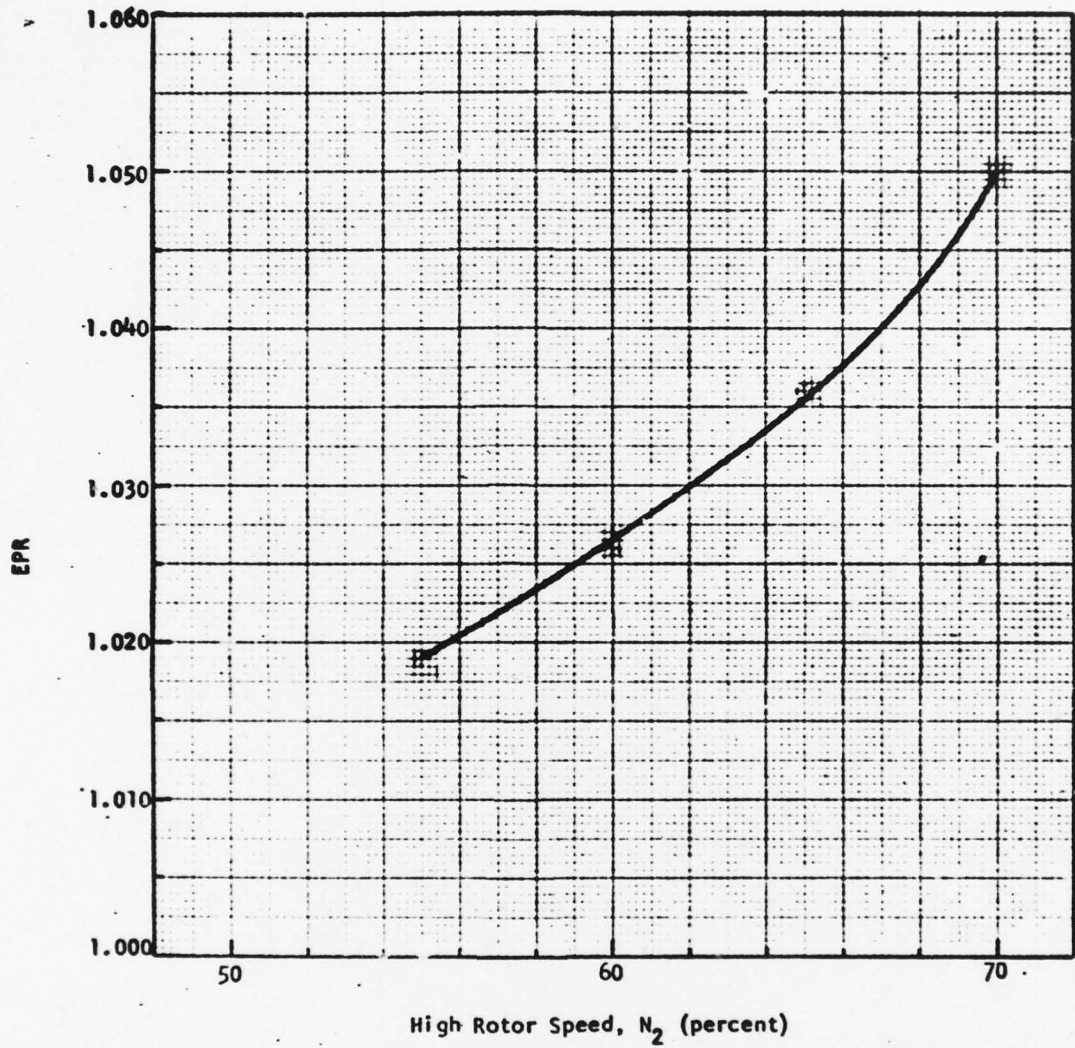


Figure 1. Mean EPR versus N_2 Curve in the Idle Regime

Name	Symbol	Description	Unit
PERF F/A Continued		<p>ARN (nozzle discharge area) = 538 sq in</p> <p>γ (nozzle specific heat ratio) = $1.3837 - 0.685 (F/A)_{PF}$ $- 0.0000636 (T_{T7} - 950)$</p> <p>R (nozzle gas constant) = $53.342 + 4.797 (F/A)_{PF}$</p> <p>$A_{rat}$ (nozzle thermal growth ratio) = $1 + 0.000015 (T_{T7} - 200)$</p> <p>CD (nozzle discharge coefficient) = $0.88 + 0.0667 (EPR - 1)$</p> <p>Initially, $(F/A)_{CB}$ is used in the calculation of γ and R</p>	
TT7	T_{T7}	Exhaust gas temperature	deg R
EPR	EPR	Engine pressure ratio	
THRUST	TH	Thrust, obtained from $TH = TH' \times (P_a / 29.92)$ (Ref 1)	lbf
CORR FU FL	F'	Corrected fuel flow (Ref 1) $F' = F \times (29.92 / P_a) \times 518.7 / T_a$	lbm per hr
COR CB F/A	$(F/A)_{CB}'$	Corrected carbon balance fuel-air ratio (Ref 1) $(F/A)_{CB}' = (F/A)_{CB} \times (518.7 / T_a)$	
COR PF F/A	$(F/A)_{PF}'$	Corrected performance fuel-air ratio (Ref 1) $(F/A)_{PF}' = (F/A)_{PF} \times (518.7 / T_a)$	
CORR TT7	T_{T7}'	Corrected exhaust gas temperature $T_{T7}' = T_{T7} \times (518.7 / T_a)$	deg R

Name	Symbol	Description	Unit
COR THRUST	TH'	Corrected thrust (obtained from curve shown in Fig 2 for modes 3 through 6 and from the curve shown in Fig 3 for modes 1, 2, 7 and 8)	lbf
CO2 CONC	CO ₂	Concentration of carbon dioxide	percent
CO CONC	CO	Concentration of carbon monoxide	ppm
HC CONC	HC	Concentration of hydrocarbons (propane)	ppm
NO CONC	NO	Concentration of NO	PPM
NOX CONC	NO _x	Concentration of NO _x	ppm
CO2 EI	EI _{CO2}	Emission index of carbon dioxide (Ref 3) $EI_{CO2} = \frac{M_{CO2} \times CO_2 \times 1000}{(M_C + a \times M_H) \left(\frac{CO}{10^4} + \frac{CO_2 + HC}{10^4} \right)}$ where: M _C = atomic weight of carbon M _H = atomic weight of hydrogen M _{CO2} = molecular weight of CO ₂	lbm per 1000 lbm fuel
CO EI	EI _{CO}	Emission index of carbon monoxide (Ref 3) $EI_{CO} = \frac{M_{CO} \times \frac{CO}{10^4} \times 1000}{(M_C + a \times M_H) \left(\frac{CO}{10^4} + \frac{CO_2 + HC}{10^4} \right)}$ where: M _{CO} = molecular weight of CO	lbm per 1000 lbm fuel
HC EI	EI _{HC}	Emission index of hydrocarbons (Ref 3) $EI_{HC} = \frac{M_{HC} \times \frac{HC}{10^4} \times 1000}{(M_C + a \times M_H) \left(\frac{CO}{10^4} + \frac{CO_2 + HC}{10^4} \right)}$ where: M _{HC} = molecular weight of methane	lbm per 1000 lbm fuel
NO EI	EI _{NO}	Emission index of NO (Ref 3) $EI_{NO} = \frac{M_{NO2} \times \frac{NO}{10^4} \times 1000}{(M_C + a \times M_H) \left(\frac{CO}{10^4} + \frac{CO_2 + HC}{10^4} \right)}$ where: M _{NO2} = molecular weight of NO ₂	lbm per 1000 lbm fuel

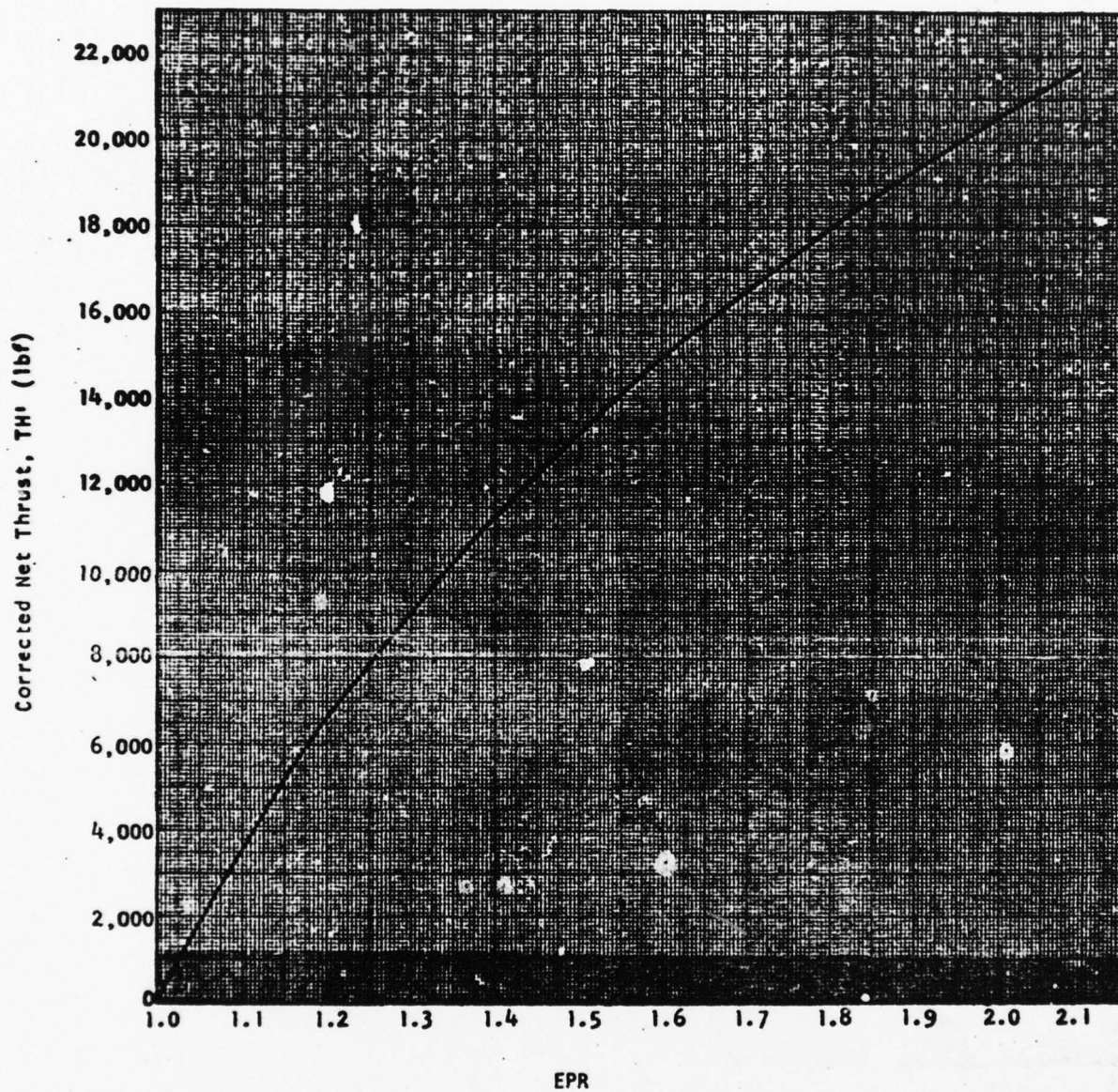


Figure 2. Estimated Engine Thrust versus Engine Pressure Ratio Characteristic with NAFEC Emissions Sampling Rake Installed

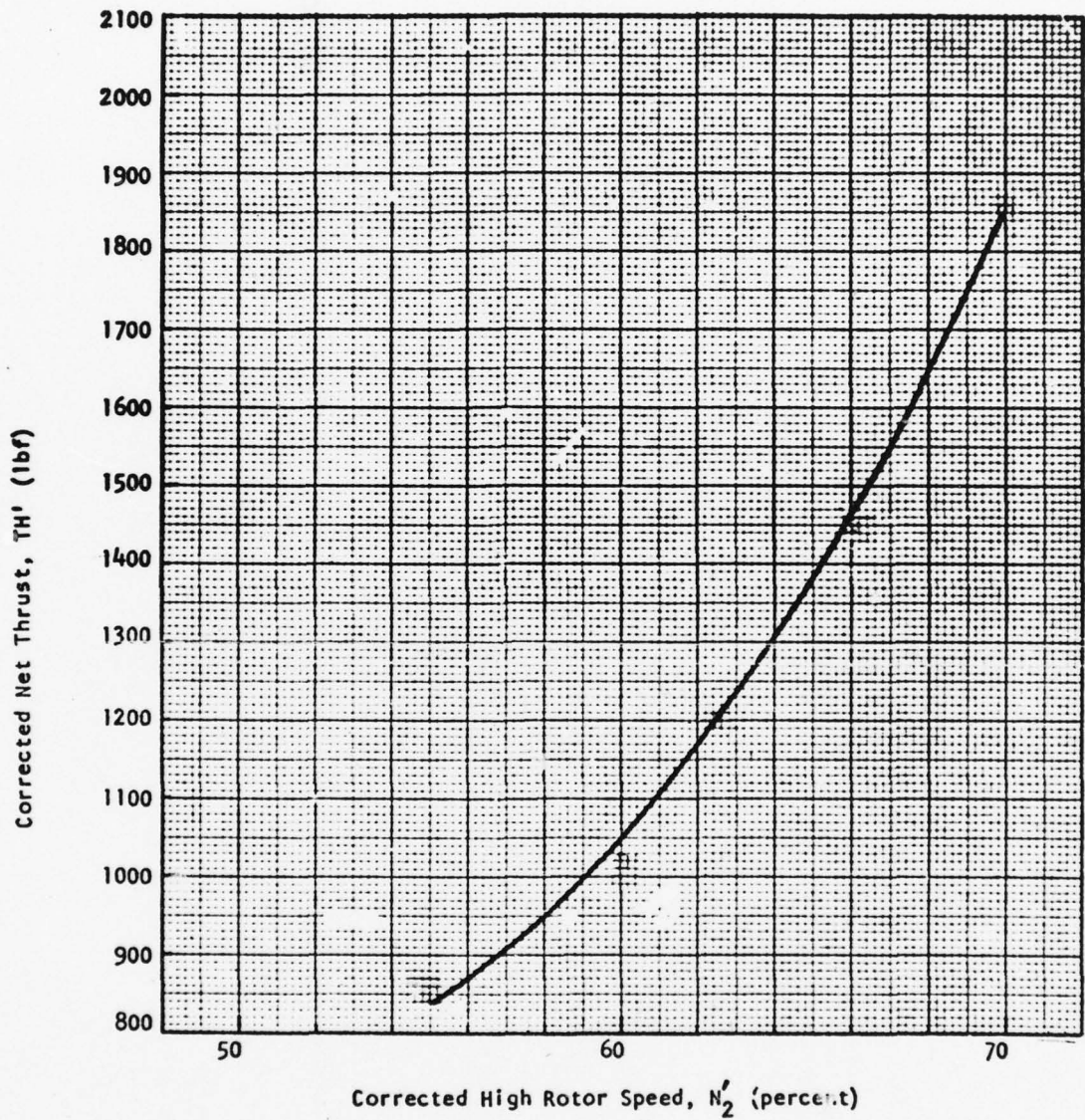


Figure 3. Estimated Engine Thrust versus Corrected High Rotor Speed in the Idle Regime

Name	Symbol	Description	Unit
NOX EI	EI_{NO_x}	Emission Index of NO_x (Ref 3) $EI_{NO_x} = M_{NO_2} \frac{NO_x}{10^4} \times 1000$ $\frac{(M_C + a \times M_H) (CO + CO_2 + HC)}{10^4}$	lbm per 1000 lbm fuel
SMK NUMBER FRONT SIDE	SN	Smoke Number (Ref 3) $SN = 100 \times (1 - RS/RW)$ where RS = smoke spot reflectance RW = reflectance of clean filter paper	
SMK NUMBER CORRECTED	SN'	Smoke Number corrected in manner shown in Appendix III of Volume I	
NREC CO EI	$(EI_{CO})_{std}$	NREC corrected CO emission index (see Appendix II of Volume I) $(EI_{CO})_{std} = \frac{F_{CO}}{(F_{CO})_{std}} \times EI_{CO}$	lbm per 1000 lbm fuel
NREC HC EI	$(EI_{HC})_{std}$	NREC corrected HC emission index (see Appendix II of Volume I) $(EI_{HC})_{std} = \frac{F_{HC}}{(F_{HC})_{std}} \times EI_{HC}$	lbm per 1000 lbm fuel
NRE CNO EI	$(EI_{NO})_{std}$	NREC corrected NO emission index (see Appendix II of Volume I) $(EI_{NO})_{std} = \frac{(F_{NO})_{std}}{F_{NO}} \times EI_{NO}$	lbm per 1000 lbm fuel
NR CNOX EI	$(EI_{NO_x})_{std}$	NREC corrected NO_x emission index (see Appendix II of Volume I) $(EI_{NO_x})_{std} = \frac{(F_{NO})_{std}}{F_{NO}} \times EI_{NO_x}$	lbm per 1000 lbm fuel
FCO	F_{CO}	CO emission factor $F_{CO} = \left[\frac{P_{b,obs}}{P_{b,ref}} \right]^{3/4} \cdot \left[\frac{T_{b,obs}}{T_{b,ref}} \right]^{1/2}$	

Name	Symbol	Description
FCO Continued		$\left(\frac{T_{b,obs}/2000}{e^{T_{b,ref}/(400 - F/A_{ref} \times 10^4)}} \right)$ <p style="text-align: right;">for modes 1,2,7,8</p> $\left(\frac{obs/(400 - F/A_{obs} \times 10^4)}{e^{T_{b,ref}/(400 - F/A_{ref} \times 10^4)}} \right)$ <p style="text-align: right;">for modes 3,4,5,6</p> <p>where: $P_{b,ref} = P_{a,ref} \cdot f_1 \left(N_{2,ref} \sqrt{\frac{T_{a,ref}}{518.7}} \right)$</p> $T_{b,ref} = \frac{T_{a,ref}}{518.7} \cdot f_2 \left(N_{2,ref} \sqrt{\frac{T_{a,ref}}{518.7}} \right)$ $P_{b,obs} = P_{a,obs} \cdot f_1 \left(N_{2,obs} \sqrt{\frac{T_{a,obs}}{518.7}} \right)$ $T_{b,obs} = \frac{T_{a,obs}}{518.7} \cdot f_2 \left(N_{2,obs} \sqrt{\frac{T_{a,obs}}{518.7}} \right)$ <p>where the functions f_1 and f_2 are obtained from curves supplied by P&WA (see Fig 4)</p> <p>Subscript "obs" refers to actual values or values observed for a particular test and mode.</p> <p>Subscript "ref" refers to reference values, arbitrarily chosen as the average values for the baseline tests (and at take-off power where appropriate)</p> <p>The reference values were:</p> $F/A_{ref} = 0.0162$ $N_{2,ref} = 9891 \text{ rpm}$ $P_{a,ref} = 29.92 \text{ in Hg abs}$ $T_{a,ref} = 520.2 \text{ deg R}$

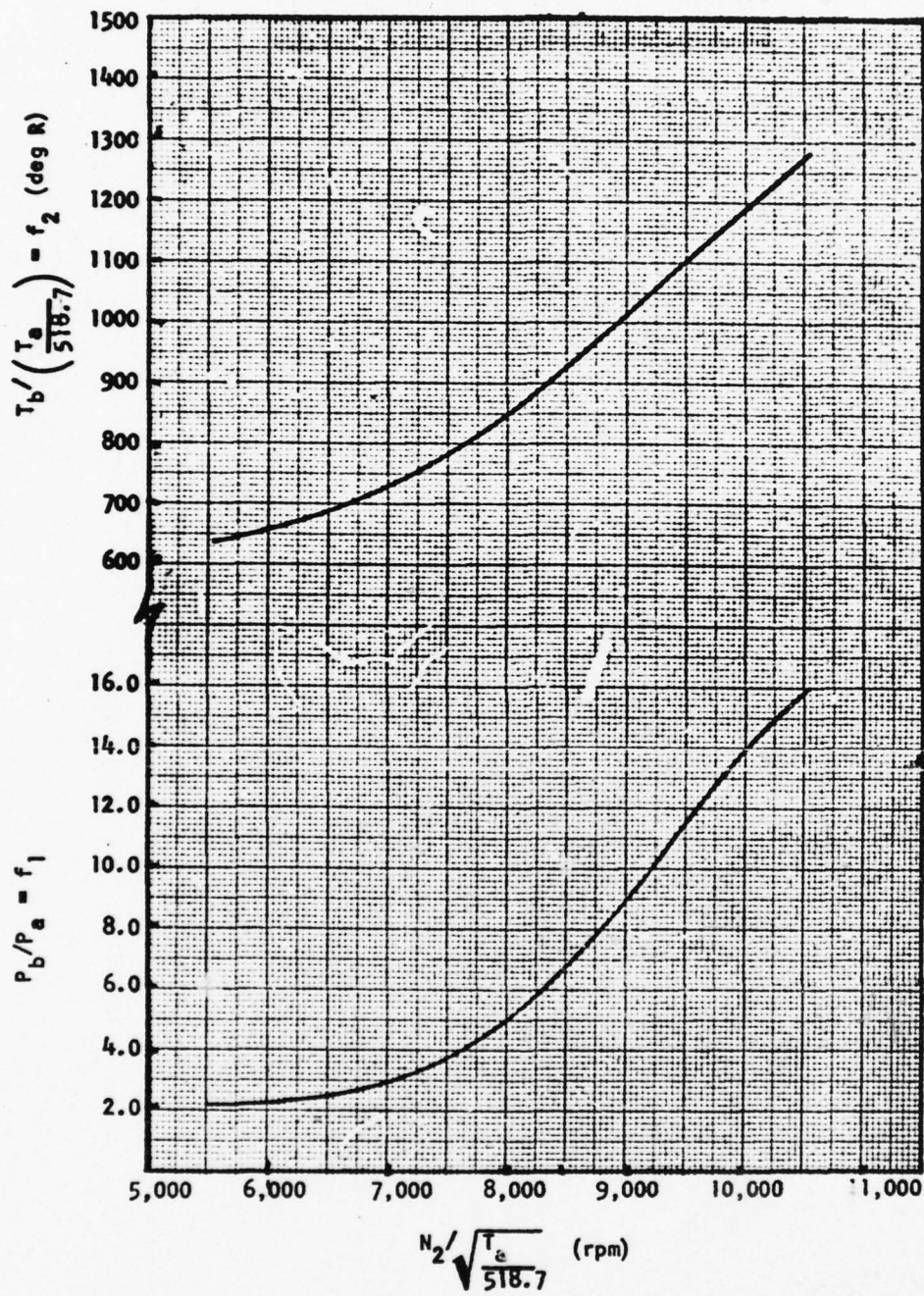


Figure 4. Typical Production Engine Performance

Name	Symbol	Description
FHC	F_{HC}	<p>HC emission factor</p> $F_{HC} = \left[\frac{P_{b,obs}}{P_{b,ref}} \right]^{1.8} \left[\frac{T_{b,obs}}{T_{b,ref}} \right]^{1/2} \cdot e^{0.00714 (T_{b,obs} - T_{b,ref})}$
FNO	F_{NO}	<p>NO emission factor</p> $F_{NO} = \left[\frac{P_{b,obs}}{P_{b,ref}} \right]^{1/2} \cdot e^{\{0.00167(T_{b,obs} - T_{b,ref}) - 19H\}}$
STD FCO	$(F_{CO})_{std}$	<p>Corrected CO emission factor</p> $(F_{CO})_{std} = \left[\frac{P_{b,std}}{P_{b,ref}} \right]^{3/4} \cdot \left[\frac{T_{b,std}}{T_{b,ref}} \right]^{1/2} \cdot \begin{cases} e^{T_{b,std}/2000} & \text{for modes 1, 2, 7, and 8} \\ \frac{e^{T_{b,ref}/(400 - F/A_{ref}) \times 10^4}}{e^{T_{b,std}/(400 - T_{a,std}(F/A_{obs}/T_{a,obs}) \times 10^4)}} & \text{for modes 3, 4, 5 and 6} \end{cases}$ <p>where:</p> $P_{b,std} = P_{a,std} \cdot f_1 \left(N_{2,std} \sqrt{\frac{T_{a,std}}{518.7}} \right)$ $T_{b,std} = \frac{T_{a,std}}{518.7} \cdot f_2 \left(N_{2,std} \sqrt{\frac{T_{a,std}}{518.7}} \right)$ <p>The values of the engine operating parameters in the standardized emission factors may be obtained by assuming that corrected thrust remains constant. Therefore,</p> $\frac{F/A}{T_a} \quad \text{and} \quad \frac{N_2}{T_a}$ <p>remain constant, and the equations for $T_{b,std}$ and $P_{b,std}$ should be modified to read:</p>

Name	Symbol	Description	Unit
STD FCO Continued		$P_{b,std} = P_{a,std} \cdot f_1 \left(N_{2,obs} \sqrt{\frac{T_{a,obs}}{518.7}} \right)$ $T_{b,std} = f_2 \left(N_{2,obs} \sqrt{\frac{T_{a,obs}}{518.7}} \right)$ <p>Subscript "std" refers to standard day conditions (i.e., 518.7 deg R, 29.92 in Hg abs and 0.0 lbm H₂O/lbm dry air), or a value corrected to standard day condition.</p>	
STD FHC	(F _{HC}) _{std}	<p>Corrected HC emission index</p> $(F_{HC})_{std} = \left[\frac{P_{b,std}}{P_{b,ref}} \right]^{1.8} \cdot \left[\frac{T_{b,std}}{T_{b,ref}} \right]^{1/2} \cdot e^{-0.00714 (T_{b,std} - T_{b,ref})}$	
STD FNO	(F _{NO}) _{std}	<p>Corrected NO emission index</p> $(F_{NO})_{std} = \left[\frac{P_{b,std}}{P_{b,ref}} \right]^{1/2} \cdot e^{0.00167 (T_{b,std} - T_{b,ref})}$	
API		Specific gravity of jet fuel measured at 60 deg F using "Relative Density or Density of Liquid-Balance Method" and converted to API gravity using a conversion table.	
H/C RATIO	a	Hydrogen-carbon ratio as determined using a Sanda-Carlo Erba Model 1100 elemental analyzer and the indium sample encapsulation technique.	
FIA		Flourescent Indicator Adsorption - Fuel samples were analyzed for paraffin, olefin, and aromatic content using the ASTM Method D1319-70.	

4. EMISSIONS AND ANALYSIS DATA

The data which appears on the following pages consists of actual test data as well as calculated values which were used for analysis purposes. In examining this data, certain points should be noted, as listed below:

1. Data has been rounded off to no more than 4 significant figures.
2. In some instances, the NO analyzer gave high readings than the NO_x analyzer. In these cases, the NO_x emission index and the NREC corrected emission index were set equal to the corresponding NO values. The NO_x concentration and the FAA corrected emission index were not changed.
3. In certain tests, smoke data could not be obtained for a particular mode. Values of 0.0 are printed in the tables for these cases.
4. Unit 13 was fitted with a low smoke combustor. This is reflected in the markedly different pollutant levels recorded.
5. The calibration gas concentrations for NO and NO_x were questionable for the nominal 50 ppm bottle for tests conducted between 10/10/75 and 6/14/76; and for the nominal 200 ppm bottle for tests conducted between 11/18/75 and 4/22/76. The test data was processed in two different ways: the first assuming the stated concentrations were correct; and the second using calculated values for the concentrations. This is discussed in detail in Appendix IV of Volume I. In the following tables, the concentrations and emission indexes of NO and NO_x are based on the stated calibration gas concentrations, while the NREC corrected emission indexes are based on the calculated values.
6. The following items of data were found to be erroneous and were changed in the data base:

Unit Number	Test Series	Mode	Quantity
1	"1200-Hour"	4	N ₁
3	"Baseline"	4	N ₂
7	"Baseline"	2	EPR
13	"1200-Hour"	8	Fuel Flow

JT30-7 • BASELINE TEST SERIES •

UNIT	TSO HR	TSB HR	AMB TEMP DEG R	AMB PRESS IN HG	AMB HUMID LB H2O/AIR
1	16586.	0.	520.5	29.98	.009730
2	18963.	0.	520.2	29.92	.009690
3	17724.	0.	520.2	29.92	.009690
4	16688.	0.	520.2	29.95	.009680
5	16589.	0.	519.7	29.96	.008720
6	17087.	0.	519.7	29.96	.008720
7	17206.	0.	519.7	29.96	.008720
8	18194.	0.	517.2	29.94	.009310
9	16703.	0.	520.7	29.99	.010160
10	18681.	0.	520.7	30.00	.010160
11	15765.	0.	520.7	30.01	.010150
12	18082.	0.	516.2	29.91	.008410
13	17365.	0.	522.2	30.10	.009890
14	18613.	0.	522.2	30.11	.009890
15	18992.	0.	522.2	30.12	.009880
16	18616.	0.	522.2	30.12	.009880
17	25865.	0.	519.2	29.93	.008280
18	17340.	0.	519.2	29.93	.008280

JT30-7 • BASELINE TEST SERIES •

MODE 1

UNIT	N1 SPEED PER CENT	N2 SPEED PER CENT	CORR N1 PER CENT	CORR N2 PER CENT
1	32.00	60.00	31.95	59.90
2	33.00	60.00	32.95	59.91
3	33.00	60.00	32.95	59.91
4	32.50	60.00	32.45	59.91
5	33.00	60.00	32.97	59.94
6	33.00	61.00	32.97	60.94
7	32.40	61.00	32.37	60.94
8	31.80	59.90	31.85	59.99
9	32.20	60.00	32.14	59.88
10	-35.10	-62.10	-35.03	-61.98
11	31.80	60.00	31.74	59.88
12	32.20	61.00	32.28	61.15
13	32.40	60.50	32.29	60.30
14	33.00	61.00	32.89	60.80
15	33.00	60.00	32.89	59.80
16	33.90	61.00	33.79	60.80
17	32.80	60.00	32.78	59.97
18	32.20	60.00	32.18	59.97

NOTE- MINUS SIGNS DENOTE OUTLYING VALUES

JT30-7 • BASELINE TEST SERIES •

MODE 1

UNIT	FUEL FLOW LBM/HR	CB F/A X100	PERF F/A X100	TT7 DEG R	EPR	THRUST LAF
1	1170.	.8990	.8350	1032.	1.020	1015.
2	1270.	.8880	.9080	1032.	1.030	1017.
3	1240.	.8780	.8870	1032.	1.040	1017.
4	1275.	.8660	.9110	1032.	-1.050	1016.
5	1250.	.8680	.9060	1064.	1.020	1017.
6	1290.	.8790	.8880	1032.	1.020	1086.
7	1160.	.8170	.7980	1032.	1.030	1086.
8	1180.	.8240	.8310	996.	1.030	1019.
9	1245.	.8340	.8880	1032.	1.040	1014.
10	1340.	.8800	.9020	1068.	1.030	-1160.
11	1240.	.7890	.8840	1032.	-1.050	1013.
12	1230.	.7830	.8480	1032.	1.020	1103.
13	-1100.	.7890	-.7670	1032.	1.020	1035.
14	1160.	-.7800	.7880	1014.	1.030	1070.
15	1270.	.8340	.9210	1077.	1.030	1006.
16	1250.	.8100	.8630	1050.	1.030	1070.
17	1270.	.7880	.9230	1068.	1.030	1019.
18	1190.	-.7770	.8580	1050.	-1.050	1019.

NOTE - MINUS SIGNS DENOTE OUTLYING VALUES

JT3D-7 • BASELINE TEST SERIES •

MODE 1

UNIT	CORR FU FL LBM/HR	COR CB F/A X100	COR PF F/A X100	CORR TT7 DEG R	COR THRUST LBF
1	1174.	.8960	.8320	1028.	1017.
2	1272.	.8850	.9060	1029.	1017.
3	1242.	.8760	.8840	1029.	1017.
4	1278.	.8630	.9080	1029.	1017.
5	1253.	.8670	.9050	1062.	1018.
6	1293.	.8770	.8860	1030.	1088.
7	1163.	.8150	.7970	1030.	1088.
8	1179.	.8260	.8340	999.	1020.
9	1250.	.8310	.8850	1028.	1016.
10	-1346.	.8770	.8980	1064.	-1163.
11	1246.	.7860	.8810	1028.	1016.
12	1227.	.7870	.8520	1037.	1103.
13	-1110.	.7830	-.7620	1025.	1041.
14	1171.	-.7740	.7820	1007.	1077.
15	1283.	.8280	.9150	1069.	1013.
16	1263.	.8050	.8570	1043.	1077.
17	1271.	.7870	.9220	1067.	1019.
18	1191.	-.7760	.8570	1049.	1019.

NOTE- MINUS SIGNS DENOTE OUTLYING VALUES

JT3D-7 • BASELINE TEST SERIES •

MODE 1

UNIT	CO2 CONC PER CENT	CO CONC PPM	HC CONC PPM	NO CONC PPM	NOX CONC PPM
1	1.551	1035.9	748.5	11.5	12.5
2	1.568	1006.3	631.4	6.2	12.0
3	1.542	1017.0	646.3	6.3	12.8
4	1.500	1051.8	683.9	3.7	11.7
5	1.488	1043.0	741.4	7.3	13.4
6	1.527	1022.6	693.0	6.2	12.6
7	1.432	925.7	608.2	5.2	11.7
8	1.434	935.4	642.5	6.8	13.1
9	1.449	1005.6	635.5	8.7	13.5
10	1.565	983.5	582.7	8.4	14.0
11	1.379	920.6	583.8	7.0	11.8
12	-1.351	951.8	631.2	7.5	12.4
13	1.500	-696.1	-266.1	11.0	13.8
14	-1.372	878.4	561.8	7.9	13.6
15	1.465	980.4	598.4	9.0	13.8
16	1.419	955.3	593.7	8.6	13.4
17	1.385	964.8	550.0	11.2	12.2
18	-1.374	913.6	530.3	10.6	12.0

NOTE- MINUS SIGNS DENOTE OUTLYING VALUES

JT30-7 • BASELINE TEST SERIES •

MODE 1

UNIT	CO2 EI LB/KLB FU	CO EI LB/KLB FU	HC EI LB/KLB FU	NO EI LB/KLB FU	NOX EI LB/KLB FU	SMK NUMBER FRONT SIDE
1	2607.	110.78	137.51	2.01	2.20	16.33
2	2665.	108.88	117.36	1.10	2.14	25.33
3	2650.	111.28	121.48	1.13	2.31	21.85
4	2617.	116.75	130.42	.67	2.13	16.89
5	2588.	115.46	141.00	1.33	2.44	21.27
6	2623.	111.79	130.15	1.12	2.26	17.51
7	2647.	108.92	122.94	1.01	2.26	18.47
8	2629.	109.15	128.81	1.30	2.51	22.87
9	2624.	115.91	125.83	1.64	2.56	17.73
10	2683.	107.32	109.24	1.51	2.51	14.94
11	2640.	112.17	122.21	1.43	2.37	19.87
12	2607.	116.92	133.20	1.51	2.51	14.46
13	-2870.	-84.74	-55.65	2.20	2.75	-6.62
14	2659.	108.33	119.03	1.60	2.76	15.75
15	2653.	112.98	118.47	1.71	2.61	15.47
16	2646.	113.35	121.01	1.69	2.61	14.57
17	2657.	117.74	115.32	2.25	2.44	18.45
18	2671.	113.08	112.76	2.15	2.44	17.45

NOTE- MINUS SIGNS DENOTE OUTLYING VALUES

JT30-7 • BASELINE TEST SERIES •

MODE 1

UNIT	FCO X100	FHC X100	FNO X100	STD FCO X100	STD FHC X100	STD FNO X100
1	.1980	.0760	14.3950	.1970	.0740	17.2360
2	.1980	.0750	14.3940	.1970	.0740	17.2390
3	.1980	.0750	14.3960	.1970	.0740	17.2390
4	.1980	.0750	14.3960	.1970	.0740	17.2390
5	.1980	.0750	14.6520	.1970	.0740	17.2460
6	.2010	.0790	14.8390	.2000	.0780	17.4660
7	.2010	.0790	14.8390	.2000	.0780	17.4660
8	.1970	.0730	14.4170	.1970	.0740	17.2560
9	.1980	.0760	14.2840	.1970	.0740	17.2330
10	-.2050	-.0850	14.6710	-.2040	-.0820	-17.6960
11	.1980	.0760	14.2910	.1970	.0740	17.2330
12	.2000	.0770	14.8460	.2010	.0790	17.5120
13	.2000	.0790	14.5040	.1980	.0760	17.3240
14	.2020	.0810	14.6010	.2000	.0780	17.4340
15	.1990	.0770	14.4200	.1970	.0740	17.2140
16	.2020	.0810	14.6050	.2000	.0780	17.4340
17	.1980	.0750	14.7600	.1970	.0740	17.2520
18	.1980	.0750	14.7600	.1970	.0740	17.2520

NOTE- MINUS SIGNS DENOTE OUTLYING VALUES

JT3D-7 * BASELINE TEST SERIES *

MODE 1

UNIT	NREC LB/KLB	CO FU	EI	NREC LB/KLB	HC FU	EI	NRE LB/KLB	CNO FU	EI	NR LB/KLB	CNOX FU	EI	SMK CORRECTED	NUMBER
1	111.25			140.43			2.41			2.63			16.33	
2	109.12			119.09			1.31			2.56			25.33	
3	111.54			123.31			1.35			2.77			21.85	
4	117.11			132.62			.81			2.55			16.89	
5	115.76			142.75			1.57			2.88			21.27	
6	112.88			131.78			1.32			2.66			17.51	
7	109.20			124.47			1.19			2.66			18.67	
8	108.93			127.81			1.55			3.01			22.87	
9	116.49			128.91			2.14			3.33			17.73	
10	107.86			111.96			1.82			3.03			14.94	
11	112.78			125.34			1.69			2.86			19.87	
12	116.42			129.83			1.79			2.96			14.46	
13	-85.59			-58.23			2.63			3.29			-6.62	
14	109.45			124.68			1.91			3.30			15.75	
15	114.18			124.15			2.04			3.11			15.47	
16	114.55			126.83			2.01			3.12			14.57	
17	117.87			115.96			2.63			2.85			18.45	
18	113.19			113.39			2.51			2.85			17.45	

NOTE- MINUS SIGNS DENOTE OUTLYING VALUES

JT3D-7 • BASELINE TEST SERIES •

MODE 2

UNIT	N1 SPEED PER CENT	N2 SPEED PER CENT	CORR N1 PER CENT	CORR N2 PER CENT
1	35.20	64.00	35.14	63.89
2	37.00	-65.00	36.95	64.91
3	36.00	64.00	35.95	63.91
4	35.50	64.00	35.45	63.91
5	36.80	64.00	36.76	63.94
6	-37.50	-65.50	37.46	-65.44
7	36.50	-65.00	36.46	64.94
8	35.80	64.90	35.85	64.99
9	36.10	64.30	36.03	64.18
10	-38.50	-66.00	-38.43	-65.87
11	35.00	64.00	34.93	63.88
12	36.00	-65.00	36.09	65.16
13	35.60	64.50	35.48	64.28
14	37.30	-65.00	37.17	64.78
15	36.50	64.00	36.38	63.79
16	37.20	-65.00	37.08	64.78
17	36.90	-65.00	36.88	64.97
18	36.20	-65.00	36.18	64.97

NOTE- MINUS SIGNS DENOTE OUTLYING VALUES

JT3D-7 • BASELINE TEST SERIES •

MODE 2

UNIT	FUEL FLOW LBM/HR	CB F/A X100	PERF F/A X100	TT7 DEG R	EPR	THRUST LBF
1	1300.	-.9220	.8210	1059.	1.030	1297.
2	1390.	.8690	.8510	1048.	1.030	1372.
3	1360.	.8690	.8500	1032.	1.040	1301.
4	1380.	.8420	.8620	1032.	1.050	1299.
5	1360.	.8400	.8620	1064.	1.020	1301.
6	1440.	.8500	.8570	1032.	1.030	-1408.
7	1260.	.8000	.7650	1032.	1.030	1372.
8	1310.	.8070	.7840	996.	1.040	1377.
9	1360.	.8170	.8410	1032.	1.050	1317.
10	1450.	.8650	.8610	1068.	1.040	-1437.
11	1340.	.7680	.8350	1032.	1.050	1294.
12	1330.	.7670	.8080	1032.	1.030	1390.
13	-1240.	.7840	.7600	1032.	1.030	1320.
14	1320.	.7670	.7940	1023.	1.040	1354.
15	1390.	.8160	.8780	1068.	1.040	1283.
16	1340.	.7890	.8160	1050.	1.040	1354.
17	1390.	.7800	.8580	1068.	1.030	1376.
18	1320.	.7670	.8090	1050.	1.050	1376.

NOTE- MINUS SIGNS DENOTE OUTLYING VALUES

JT3D-7 • BASELINE TEST SERIES •

MODE 2

UNIT	CORR FU FL LBM/HR	COR CB F/A X100	COR PF F/A X100	CORR TT7 DEG R	COR THRUST LBF
1	1305.	-.9190	.8190	1055.	1299.
2	1392.	.8660	.8490	1045.	1372.
3	1352.	.8660	.8480	1029.	1301.
4	1383.	.8400	.8600	1029.	1301.
5	1363.	.8380	.8600	1062.	1303.
6	1443.	.8490	.8560	1030.	-1410.
7	1263.	.7990	.7630	1030.	1374.
8	1309.	.8090	.7860	999.	1378.
9	1366.	.8140	.8380	1028.	1320.
10	1456.	.8620	.8570	1064.	-1441.
11	1347.	.7650	.8320	1028.	1298.
12	1326.	.7710	.8120	1037.	1390.
13	-1251.	.7790	-.7550	1025.	1327.
14	1333.	.7620	.7880	1016.	1363.
15	1404.	.8110	.8720	1061.	1292.
16	1354.	.7840	.8100	1043.	1363.
17	1391.	.7790	.8580	1067.	1376.
18	1321.	.7660	.8080	1049.	1376.

NOTE- MINUS SIGNS DENOTE OUTLYING VALUES

JT30-7 • BASELINE TEST SERIES •

MODE 2

UNIT	CO2 CONC PER CENT	CO CONC PPM	HC CONC PPM	NO CONC PPM	NOX CONC PPM
1	-1.646	953.4	-625.8	-12.3	13.9
2	1.575	878.1	517.5	6.0	13.3
3	1.566	926.5	532.2	6.6	13.7
4	1.506	932.0	540.2	3.6	12.4
5	1.478	943.3	611.0	7.8	14.4
6	1.539	865.1	502.1	6.5	13.8
7	1.438	832.5	506.2	9.3	12.7
8	1.443	823.3	531.5	6.3	14.5
9	1.457	890.9	527.7	8.8	14.3
10	1.585	868.7	451.4	8.4	15.1
11	1.380	816.5	471.7	7.2	12.9
12	-1.359	845.4	528.4	6.8	13.1
13	1.521	-604.7	-197.2	10.5	14.8
14	1.399	-764.7	424.9	7.7	14.8
15	1.468	882.6	501.0	9.3	14.5
16	1.419	859.9	481.8	8.4	14.0
17	1.398	858.7	492.0	11.5	13.1
18	1.380	806.8	479.0	9.3	12.7

NOTE- MINUS SIGNS DENOTE OUTLYING VALUES

JT3D-7 • BASELINE TEST SERIES •

MODE 2

UNIT	CO2 EI LB/KLB FU	CO EI LB/KLB FU	HC EI LB/KLB FU	NO EI LB/KLB FU	NOX EI LB/KLB FU	SMK NUMBER FRONT SIDE
1	2695.	99.34	112.02	2.10	2.39	21.22
2	2736.	97.08	98.29	1.08	2.42	23.42
3	2720.	102.44	101.09	1.19	2.49	19.55
4	2700.	106.36	105.91	.67	2.33	18.97
5	2657.	107.92	120.10	1.46	2.70	-35.25
6	2732.	99.96	97.42	1.21	2.56	17.49
7	2712.	99.95	104.40	1.04	2.50	19.31
8	2701.	98.08	108.77	1.23	2.85	20.66
9	2694.	104.81	106.66	1.69	2.77	17.42
10	2764.	96.39	86.04	1.54	2.76	13.01
11	2713.	102.16	101.40	1.48	2.66	20.53
12	2677.	105.98	113.79	1.40	2.70	15.22
13	-2926.	-74.05	-41.48	2.11	2.98	-2.25
14	2754.	95.80	91.44	1.58	3.05	15.11
15	2715.	103.90	101.33	1.80	2.80	13.38
16	2715.	104.73	100.82	1.68	2.81	14.59
17	2706.	105.80	104.15	-2.32	2.66	16.78
18	2716.	101.08	103.10	1.91	2.61	17.52

NOTE- MINUS SIGNS DENOTE OUTLYING VALUES

JT30-7 • BASELINE TEST SERIES •

MODE 2

UNIT	FCO X100	FHC X100	FNO X100	STD FCO X100	STD FHC X100	STD FNO X100
1	.2120	.0970	15.2940	.2110	.0950	18.3110
2	.2160	.1040	15.5640	.2160	.1030	18.6510
3	.2120	.0970	15.2950	.2110	.0950	18.3160
4	.2120	.0970	15.2960	.2110	.0950	18.3160
5	.2120	.0970	15.5710	.2120	.0960	18.3260
6	-.2180	-.1080	16.0000	-.2180	-.1070	-18.8310
7	.2160	.1040	15.8560	.2160	.1030	18.6620
8	.2160	.1020	15.6060	.2160	.1040	18.6810
9	.2140	.1000	15.2580	.2130	.0970	18.4060
10	-.2210	-.1140	15.7370	-.2200	-.1110	-18.9800
11	.2120	.0980	15.1620	.2110	.0950	18.3060
12	.2160	.1020	15.8810	.2170	.1050	18.7360
13	.2150	.1030	15.4430	.2130	.0980	18.4420
14	-.2170	-.1070	15.5890	.2150	.1020	18.6090
15	.2130	.0990	15.3120	.2110	.0940	18.2750
16	-.2170	-.1070	15.5930	.2150	.1020	18.6090
17	.2160	.1040	15.9760	.2160	.1030	18.6730
18	.2160	.1040	15.9760	.2160	.1030	18.6730

NOTE- MINUS SIGNS DENOTE OUTLYING VALUES

JT3D-7 • BASELINE TEST SERIES •

MODE 2

UNIT	NREC CO EI LB/KLB FU	NREC HC EI LB/KLB FU	NRE CNO EI LB/KLB FU	NR CNOX EI LB/KLB FU	SMK NUMBER CORRECTED
1	99.77	114.44	2.52	2.86	21.22
2	97.30	99.79	1.30	2.89	23.42
3	102.68	102.65	1.43	2.99	19.55
4	106.70	107.73	.80	2.79	18.97
5	108.21	-121.62	1.72	3.18	-35.25
6	100.22	98.67	1.42	3.01	17.49
7	100.21	105.73	1.23	2.94	19.31
8	97.88	107.20	1.48	3.41	20.66
9	105.34	109.32	2.04	3.35	17.42
10	96.88	88.24	1.85	3.32	13.01
11	102.72	104.04	1.78	3.21	20.53
12	105.52	110.83	1.65	3.18	15.22
13	-74.79	-43.44	2.52	3.56	-2.25
14	96.80	95.87	1.88	3.65	15.11
15	105.91	106.27	2.15	3.35	13.38
16	105.85	105.77	2.00	3.35	14.59
17	105.91	104.75	2.72	3.11	16.78
18	101.19	103.69	2.23	3.05	17.52

NOTE- MINUS SIGNS DENOTE OUTLYING VALUES

JT3D-7 • BASELINE TEST SERIES •

MODE 3

UNIT	N1 SPEED PER CENT	N2 SPEED PER CENT	CORR N1 PER CENT	CORR N2 PER CENT
1	101.70	102.20	101.53	102.03
2	102.00	102.00	101.85	101.85
3	102.00	102.00	101.85	101.85
4	101.00	102.50	100.85	102.35
5	102.10	102.00	102.00	101.90
6	102.90	101.00	102.80	100.90
7	102.80	-103.00	102.70	-104.90
8	101.90	103.00	102.05	103.15
9	101.30	102.00	101.11	101.80
10	102.00	101.00	101.80	100.81
11	102.00	103.20	101.80	103.00
12	102.20	103.00	102.45	103.25
13	102.30	-104.00	101.96	103.65
14	102.80	103.50	102.45	103.15
15	102.50	102.00	102.16	101.64
16	-103.70	103.10	-102.85	102.75
17	101.00	101.00	100.95	100.95
18	101.20	103.00	101.15	102.95

NOTE- MINUS SIGNS DENOTE OUTLYING VALUES

JT3D-7 • BASELINE TEST SERIES •

MODE 3

UNIT	FUEL FLOW LBM/HR	CB F/A X100	PERF F/A X100	TYT DEG R	EPR	THRUST LAF
1	10340.	1.6060	1.4660	1431.	1.870	18810.
2	10350.	1.6440	-1.4970	1464.	1.860	18727.
3	10080.	1.6080	1.4210	1392.	1.860	18724.
4	10100.	1.6020	1.4400	1428.	1.860	18705.
5	10230.	1.6010	1.4570	1460.	-1.880	-18947.
6	10230.	1.6760	1.4410	1428.	-1.880	-18947.
7	10160.	1.6090	1.4150	1395.	-1.880	-18947.
8	10120.	1.6250	1.4170	1392.	1.870	18839.
9	9900.	1.5790	1.3960	1401.	1.860	18680.
10	10190.	1.6480	1.4560	1437.	1.860	18677.
11	10180.	1.6360	1.4490	1428.	1.860	18668.
12	10160.	1.6380	1.4340	1428.	-1.880	-18978.
13	9870.	1.6600	1.3830	1392.	1.860	18615.
14	9940.	1.6010	1.3870	1383.	1.860	18606.
15	10250.	1.6370	1.4770	1473.	1.860	18600.
16	10140.	1.6320	1.4470	1446.	1.860	18600.
17	9950.	1.6510	1.4600	1437.	-1.820	-18156.
18	9740.	1.6370	1.4070	1392.	-1.820	-18156.

NOTE- MINUS SIGNS DENOTE OUTLYING VALUES

JT3D-7 • BASELINE TEST SERIES •

MODE 3

UNIT	CORR FU FL LBM/HR	COR CB F/A X100	COR PF F/A X100	CORR TT7 DEG R	COR THRUST LBF
1	10378.	1.6010	1.4610	1426.	18848.
2	10363.	1.6400	-1.4920	1459.	18724.
3	10095.	1.6030	1.4170	1388.	18724.
4	10125.	1.5970	1.4360	1424.	18724.
5	10254.	1.5980	1.4550	1457.	-18972.
6	10254.	1.6730	1.4380	1425.	-18972.
7	10183.	1.6060	1.4120	1393.	-18972.
8	10110.	1.6300	1.4210	1396.	18848.
9	9942.	1.5730	1.3910	1395.	18724.
10	10235.	1.6420	1.4500	1431.	18724.
11	10230.	1.6300	1.4430	1422.	18724.
12	10132.	1.6460	1.4410	1435.	-18972.
13	9961.	1.6490	1.3740	1382.	18724.
14	10037.	1.5900	1.3780	1373.	18724.
15	10353.	1.6260	1.4670	1463.	18724.
16	10242.	1.6210	1.4370	1436.	18724.
17	9958.	1.6500	1.4590	1435.	-18162.
18	9748.	1.6360	1.4050	1390.	-18162.

NOTE- MINUS SIGNS DENOTE OUTLYING VALUES

JT3D-7 • BASELINE TEST SERIES •

MODE 3

UNIT	CO2 CONC PER CENT	CO CONC PPM	HC CONC PPM	NO CONC PPM	NOX CONC PPM
1	3.383	22.0	-31.3	93.9	98.4
2	3.472	19.8	11.3	98.3	103.9
3	3.395	20.7	10.1	92.8	95.7
4	3.381	19.7	10.6	102.1	107.1
5	3.377	22.3	9.6	101.7	107.7
6	3.538	19.3	12.0	96.8	101.3
7	3.390	19.1	-25.5	97.5	100.3
8	3.427	18.7	10.0	101.3	103.8
9	3.327	17.6	6.9	107.8	112.8
10	3.475	20.1	7.7	91.0	97.0
11	3.448	18.7	11.1	98.7	102.2
12	3.458	19.0	7.7	98.7	101.0
13	3.506	14.7	4.6	-163.3	-170.1
14	3.378	18.5	8.8	101.6	107.1
15	3.450	19.9	-25.5	92.2	95.6
16	3.444	20.2	9.3	100.3	105.0
17	3.487	18.7	11.9	91.0	90.0
18	3.455	16.1	17.4	97.0	110.2

NOTE- MINUS SIGNS DENOTE OUTLYING VALUES

JT3J-7 • BASELINE TEST SERIES •

MODE 3

UNIT	CO2 EI LB/KLB FU	CO EI LB/KLB FU	HC EI LB/KLB FU	NO EI LB/KLB FU	NOX EI LB/KLB FU	SMK NUMBER FRONT SIDE
1	3147.	1.30	-3.18	9.13	9.57	56.99
2	3153.	1.15	1.12	9.33	9.87	53.94
3	3153.	1.22	1.02	9.02	9.30	50.53
4	3153.	1.17	1.08	9.95	10.44	56.78
5	3151.	1.33	.98	9.92	10.50	44.73
6	3151.	1.09	1.17	9.01	9.43	51.56
7	3147.	1.13	-2.59	9.46	9.73	56.38
8	3149.	1.09	1.00	9.73	9.97	46.37
9	3148.	1.06	.72	10.66	-11.16	44.00
10	3147.	1.16	.76	8.62	9.19	45.12
11	-3147.	1.09	1.11	9.42	9.75	-69.21
12	3152.	1.10	.77	9.40	9.63	39.48
13	3153.	.84	.45	-15.36	-15.99	-14.12
14	3152.	1.10	.89	9.91	10.44	41.76
15	3147.	1.15	-2.54	8.80	9.12	-67.91
16	3151.	1.17	.93	9.59	10.05	52.70
17	3153.	1.08	1.18	8.60	8.60	62.91
18	3152.	.93	1.73	9.25	10.51	59.22

NOTE- MINUS SIGNS DENOTE OUTLYING VALUES

JT30-7 • BASELINE TEST SERIES •

MODE 3

UNIT	FCO X100	FHC X100	FNO X100	STD FCO X100	STD FHC X100	STD FNO X100
1	94.6490	95.2670	82.1580	91.9740	92.1430	98.0910
2	100.1580	91.3240	81.3780	97.8320	89.0580	97.2940
3	92.9340	91.3510	81.3880	90.8210	89.0580	97.2940
4	96.8290	100.8410	83.3590	94.5510	98.1150	99.5770
5	91.6680	91.6690	82.9850	90.2440	99.9110	97.5160
6	96.1870	75.3730	79.1820	94.6370	73.9450	93.0520
7	111.2950	126.6770	89.6620	109.5190	124.1980	105.3530
8	107.0160	111.5610	86.0870	-109.9870	114.3840	103.3000
9	87.8070	91.6380	80.7250	85.0120	88.2140	97.0730
10	90.8130	75.3490	77.0290	87.8080	72.5460	92.6270
11	112.1000	115.7120	85.3760	108.2770	111.1910	102.6030
12	109.9320	111.5940	87.6000	-115.0850	116.5920	103.7740
13	-127.6380	-133.2080	88.7130	-119.7130	124.0480	105.3230
14	107.7670	122.9750	87.0460	101.3390	114.4570	103.3160
15	99.1130	92.0570	81.2240	93.1410	85.7350	96.4120
16	110.2500	113.9440	85.4800	103.5400	106.0220	101.4410
17	91.2620	75.3280	79.8560	90.6480	74.6550	93.2660
18	109.7950	111.1220	87.6490	109.0420	110.1030	102.3620

NOTE- MINUS SIGNS DENOTE OUTLYING VALUES

JT30-7 • BASELINE TEST SERIES •

MODE 3

UNIT	NREC CO LB/KLB FU	EI	NREC HC LB/KLB FU	EI	NRE CNO LB/KLB FU	EI	NR CNOX LB/KLB FU	EI	SMK NUMBER CORRECTED
1	1.34		-3.29		10.91		11.42		56.99
2	1.17		1.15		11.16		11.80		53.94
3	1.25		1.05		10.78		11.12		50.53
4	1.20		1.11		11.89		12.47		56.78
5	1.35		1.00		11.66		12.34		44.73
6	1.11		1.19		10.59		11.08		51.56
7	1.14		-2.64		11.12		11.43		56.38
8	1.07		.98		11.68		11.96		46.37
9	1.10		.74		-12.82		-13.42		44.80
10	1.20		.79		10.36		11.05		45.32
11	1.12		1.15		11.32		11.71		-69.21
12	1.05		.74		11.14		11.41		39.48
13	.90		.49		-18.23		-18.99		-14.32
14	1.17		.96		11.77		12.40		41.76
15	1.23		-2.73		11.29		11.70		-67.91
16	1.25		1.00		11.38		11.92		52.70
17	1.09		1.19		-10.05		-10.05		62.91
18	.94		1.75		10.80		12.27		59.22

NOTE- MINUS SIGNS DENOTE OUTLYING VALUES

JT30-7 • BASELINE TEST SERIES •

MODE 4

UNIT	N1 SPEED PER CENT	N2 SPEED PER CENT	CORR N1 PER CENT	CORR N2 PER CENT
1	96.00	99.40	95.84	99.23
2	96.50	99.00	96.36	98.86
3	97.00	100.00	96.86	99.86
4	96.00	100.00	95.86	99.86
5	96.50	99.00	96.41	98.90
6	96.90	98.50	96.81	98.41
7	96.20	-101.80	96.11	-101.70
8	95.00	99.80	95.14	99.94
9	95.60	99.00	95.42	98.81
10	96.20	98.00	96.02	97.81
11	96.50	100.60	96.31	100.41
12	96.00	100.00	96.23	100.24
13	96.80	101.00	96.48	100.66
14	97.00	100.80	96.67	100.46
15	96.20	99.00	95.88	98.67
16	97.20	100.20	96.87	99.86
17	96.00	98.50	95.95	98.45
18	95.80	100.00	95.75	99.95

NOTE- MINUS SIGNS DENOTE OUTLYING VALUES

JT30-7 • BASELINE TEST SERIES •

MODE 4

UNIT	FUEL FLOW LBM/HR	CB F/A X100	PERF F/A X100	TT7 DEG R	EPR	THRUST LBF
1	8420.	1.4170	1.3300	1332.	1.660	15794.
2	8460.	1.4580	1.3600	1374.	1.660	15829.
3	8330.	1.4340	1.3200	1320.	1.660	15826.
4	8500.	1.4100	1.3550	1356.	1.660	15810.
5	8400.	1.3990	1.3400	1358.	1.660	15805.
6	8330.	1.4650	1.3100	1320.	1.660	15805.
7	8120.	1.3780	1.2646	1293.	1.660	15805.
8	8040.	1.3940	-1.2300	-1248.	1.660	15818.
9	8050.	1.3790	1.2820	1356.	1.660	15789.
10	8270.	1.4300	1.3170	1356.	1.660	15786.
11	8370.	1.4300	1.3280	1347.	1.660	15779.
12	8170.	1.4130	1.2890	1323.	1.660	15831.
13	8080.	1.4650	1.2650	1320.	1.660	15734.
14	8140.	1.3990	1.2610	1293.	1.660	15726.
15	8340.	1.4440	1.3350	1383.	1.660	15721.
16	8300.	1.4440	1.3160	1356.	1.660	15721.
17	8250.	1.4640	1.3620	1383.	-1.630	-15383.
18	-7880.	1.4230	1.2710	1320.	-1.630	-15383.

NOTE- MINUS SIGNS DENOTE OUTLYING VALUES

JT3D-7 • BASELINE TEST SERIES •

MODE 4

UNIT	CORR FU FL LBM/HR	COR CB F/A X100	COR PF F/A X100	CORR TT7 DEG R	COR THRUST LBF
1	8451.	1.4120	1.3250	1328.	15826.
2	8471.	1.4530	1.3560	1370.	15826.
3	8392.	1.4300	1.3160	1316.	15826.
4	8521.	1.4060	1.3520	1352.	15826.
5	8419.	1.3960	1.3370	1355.	15826.
6	8349.	1.4630	1.3080	1317.	15826.
7	8139.	1.3750	1.2610	1290.	15826.
8	8032.	1.3990	-1.2340	-1251.	15826.
9	8084.	1.3740	1.2770	1350.	15826.
10	8307.	1.4240	1.3120	1350.	15826.
11	8411.	1.4250	1.3220	1342.	15826.
12	8148.	1.4200	1.2950	1330.	15826.
13	8155.	1.4550	1.2560	1311.	15826.
14	8219.	1.3900	1.2520	-1284.	15826.
15	8424.	1.4350	1.3260	1373.	15826.
16	8384.	1.4340	1.3070	1347.	15826.
17	8257.	1.4630	1.3610	1381.	-15388.
18	-7886.	1.4210	1.2690	1318.	-15388.

NOTE- MINUS SIGNS DENOTE OUTLYING VALUES

JT30-7 • BASELINE TEST SERIES •

MODE 4

UNIT	CO2 CONC PER CENT	CO CONC PPM	HC CONC PPM	NO CONC PPM	NOX CONC PPM
1	2.980	30.6	-19.2	88.4	85.4
2	3.072	25.6	-8.9	82.8	89.1
3	3.022	25.7	6.5	81.5	85.9
4	2.970	25.2	7.9	87.0	91.7
5	2.945	28.4	7.2	85.4	92.5
6	3.086	27.4	-8.8	79.7	86.8
7	2.897	26.9	-17.8	79.0	85.3
8	2.933	25.6	7.8	79.6	85.1
9	2.899	24.2	6.2	80.0	86.9
10	3.007	29.1	6.4	74.7	81.4
11	3.007	22.9	-8.9	82.4	86.6
12	2.975	28.0	6.7	80.0	84.4
13	3.089	-16.3	4.1	-114.4	-122.6
14	2.946	22.2	6.6	84.4	88.3
15	3.038	27.2	-17.8	77.6	81.1
16	3.041	26.9	6.8	81.7	87.4
17	3.086	26.2	-9.4	71.8	76.5
18	2.996	20.8	-12.6	73.6	89.9

NOTE- MINUS SIGNS DENOTE OUTLYING VALUES

JT3D-7 * BASELINE TEST SERIES *

MODE 4

UNIT	CO2 EI LB/KLB FU	CO EI LB/KLB FU	HC EI LB/KLB FU	NO FI LB/KLB FU	NOX EI LB/KLB FU	SMK NUMBER FRONT SIDE
1	3149.	2.06	-2.21	8.88	9.43	52.14
2	3153.	1.67	-1.00	8.89	9.57	50.13
3	3153.	1.71	.74	8.99	9.37	50.27
4	3153.	1.70	.92	9.65	10.18	52.79
5	3151.	1.93	.84	9.55	10.34	49.87
6	3150.	1.78	-.98	8.51	9.26	47.58
7	-3147.	1.86	-2.11	8.98	9.69	50.13
8	3149.	1.75	.82	8.94	9.55	47.84
9	-3147.	1.67	.73	9.08	9.86	45.65
10	-3146.	1.94	.73	8.17	8.90	44.99
11	-3146.	1.52	-1.02	9.01	9.49	50.92
12	3151.	1.89	.78	8.25	9.34	-40.70
13	3153.	-1.06	.45	-12.21	-13.09	-14.63
14	3151.	1.51	.77	9.44	9.87	-0.00
15	-3148.	1.79	-2.02	8.41	8.78	49.40
16	3151.	1.77	.77	8.85	9.47	46.78
17	3153.	1.71	-1.06	7.67	7.95	49.
18	3152.	1.39	-1.44	8.10	9.89	44.32

NOTE- MINUS SIGNS DENOTE OUTLYING VALUES

JT3D-7 • BASELINE TEST SERIES •

MODE 4

UNIT	FCO X100	FMC X100	FNO X100	STD FCO X100	STD FMC X100	STD FNO X100
1	49.7210	54.7530	71.9340	48.5240	53.0190	85.9080
2	51.0350	50.3400	70.5370	50.0390	49.1440	84.3540
3	54.4260	61.5820	74.0420	53.3590	60.0780	88.5220
4	52.2580	61.6930	74.0940	51.2110	60.0780	88.5280
5	46.3130	50.5540	71.9390	45.7010	49.6190	84.5490
6	49.1300	45.6670	70.2000	48.4600	44.8280	82.5080
7	-59.4850	-88.1670	82.2150	58.6810	-86.4800	-96.6120
8	49.9660	59.7130	74.1110	51.0620	61.1540	88.9060
9	44.8200	50.4910	69.9620	43.6150	48.6730	84.1580
10	43.8390	40.9890	-66.5130	42.6330	39.5200	80.0080
11	57.6300	69.6790	75.6070	55.9660	67.0390	90.6890
12	52.6270	62.2120	76.1560	54.6010	64.8830	90.1780
13	-63.9700	75.5240	77.4420	-60.6070	70.5000	91.9940
14	55.8790	72.6560	76.7370	53.0480	67.7740	91.1270
15	50.0840	50.6510	70.3700	47.5220	47.2900	83.5770
16	56.7260	64.5150	74.5850	50.7800	60.1740	88.5610
17	49.0180	45.6580	70.8040	48.7300	45.2630	82.7000
18	53.4100	61.7870	76.1470	53.0970	61.2420	88.9370

NOTE- MINUS SIGNS DENOTE OUTLYING VALUES

JT3D-7 • BASELINE TEST SERIES •

MODE 4

UNIT	NREC CO EI LB/KLB FU	NREC HC EI LB/KLB FU	NRE CNO EI LB/KLB FU	NR CNOX EI LB/KLB FU	SMK NUMBER CORRECTED
1	2.11	-2.29	10.61	11.26	52.14
2	1.70	-1.02	10.63	11.44	50.13
3	1.74	.76	10.63	11.20	50.27
4	1.74	.94	11.53	-12.16	52.79
5	1.96	.86	11.27	-12.16	49.87
6	1.81	1.00	10.00	10.88	47.58
7	1.89	-2.16	10.55	11.38	50.13
8	1.71	.80	10.72	11.45	47.84
9	1.72	.76	10.93	11.86	45.65
10	1.99	.76	9.83	10.70	44.99
11	1.57	-1.06	10.84	11.41	50.92
12	1.82	.75	10.49	11.06	-40.70
13	-1.12	.48	-14.50	-15.55	-14.63
14	1.59	.83	11.21	11.72	-0.00
15	1.89	-2.16	9.98	10.43	49.40
16	1.87	.83	10.51	11.24	46.08
17	1.72	-1.06	8.95	9.29	49.54
18	1.40	-1.46	9.45	11.55	44.32

NOTE- MINUS SIGNS DENOTE OUTLYING VALUES

JT3D-7 • BASELINE TEST SERIES •

MODE 5

UNIT	N1 SPEED PER CENT	N2 SPEED PER CENT	CORR N1 PER CENT	CORR N2 PER CENT
1	87.00	95.00	86.85	94.84
2	87.00	94.50	86.87	94.36
3	87.00	95.00	86.87	94.86
4	87.00	95.00	86.87	94.86
5	87.00	94.50	86.92	94.41
6	86.70	94.00	86.62	93.91
7	86.20	96.30	86.12	96.21
8	85.90	95.70	86.02	95.84
9	85.10	94.10	-84.94	93.92
10	86.10	93.50	85.93	93.32
11	87.00	96.00	86.83	95.82
12	85.80	95.50	86.01	95.73
13	86.50	96.00	86.21	95.68
14	87.00	95.80	86.71	95.48
15	86.40	94.50	86.11	94.18
16	-88.00	95.70	-87.70	95.38
17	86.00	94.00	85.96	93.95
18	86.00	95.50	85.96	95.45

NOTE- MINUS SIGNS DENOTE OUTLYING VALUES

JT3D-7 • BASELINE TEST SERIES •

MODE 5

UNIT	FUEL FLOW LBM/HR	CB F/A X100	PERF F/A X100	TT7 DEG R	EPR	THRUST LAF
1	6030.	1.2020	1.1900	1244.	1.400	11178.
2	6030.	-1.2470	1.1950	1248.	1.400	11202.
3	6040.	1.2150	1.1790	1212.	1.400	11200.
4	5930.	1.1930	1.1610	1221.	1.400	11189.
5	5920.	1.1750	1.1710	1248.	1.430	11185.
6	5800.	1.2190	1.1290	1208.	1.400	11185.
7	5660.	1.1510	1.0990	1203.	1.400	11185.
8	5770.	1.1790	1.1090	1176.	1.400	11194.
9	5560.	1.1560	1.0790	1203.	1.400	11174.
10	5780.	1.2020	1.1420	1248.	1.400	11172.
11	5910.	1.1770	1.1550	1221.	1.400	11166.
12	5540.	1.1710	1.0860	1221.	1.400	11204.
13	5600.	1.1920	1.0910	1221.	1.400	11135.
14	5630.	1.1490	1.0840	1194.	1.400	11129.
15	5840.	1.1990	1.1570	-1266.	1.400	11126.
16	5830.	1.1870	1.1430	1239.	1.400	11126.
17	5740.	1.2150	1.1670	1248.	-1.380	-10731.
18	5570.	1.1790	1.1240	1230.	-1.380	-10731.

NOTE- MINUS SIGNS DENOTE OUTLYING VALUES

JT3D-7 • BASELINE TEST SERIES •

MODE 5

UNIT	CORR FU FL LBM/HR	COR CB F/A X100	COR PF F/A X100	CORR TT7 DEG R	COR THRUST LBF
1	6052.	1.1980	1.1860	1240.	11200.
2	6038.	-1.2430	1.1910	1244.	11200.
3	6049.	1.2110	1.1760	1208.	11200.
4	5945.	1.1890	1.1580	1217.	11200.
5	5934.	1.1730	1.1690	1245.	11200.
6	5813.	1.2170	1.1270	1206.	11200.
7	5673.	1.1490	1.0970	1200.	11200.
8	5765.	1.1820	1.1130	1179.	11200.
9	5584.	1.1510	1.0750	1198.	11200.
10	5806.	1.1980	1.1380	1243.	11200.
11	5939.	1.1720	1.1500	1216.	11200.
12	5525.	1.1760	1.0910	1227.	11200.
13	5652.	1.1840	1.0840	1213.	11200.
14	5685.	-1.1410	1.0770	1186.	11200.
15	5899.	1.1910	1.1490	1257.	11200.
16	5889.	1.1790	1.1350	1230.	11200.
17	5745.	1.2140	1.1660	1247.	-10735.
18	5575.	1.1770	1.1230	1229.	-10735.

NOTE- MINUS SIGNS DENOTE OUTLYING VALUES

JT3D-7 • BASELINE TEST SERIES •

MODE 5

UNIT	CO2 CONC PER CENT	CO CONC PPM	HC CONC PPM	NO CONC PPM	NOX CONC PPM
1	2.520	65.9	-13.1	52.4	59.2
2	-2.618	54.8	-7.9	52.1	62.3
3	2.550	58.1	5.8	50.8	60.6
4	2.504	52.8	6.4	51.1	61.1
5	2.463	62.1	6.9	53.3	64.0
6	2.556	67.5	-8.4	49.7	60.3
7	2.410	65.7	-14.1	49.5	60.5
8	2.471	47.9	5.8	51.7	60.3
9	2.419	63.6	6.5	47.7	58.2
10	2.517	67.8	6.0	48.3	57.2
11	2.464	48.6	-7.5	51.2	59.9
12	2.450	-91.4	-8.9	45.8	58.0
13	2.504	-21.6	4.4	-70.2	-76.2
14	2.409	47.6	5.9	50.4	58.3
15	2.512	61.2	-13.9	48.8	56.9
16	2.489	62.7	6.5	49.2	59.5
17	2.550	60.6	-8.4	48.3	55.4
18	2.473	44.4	-9.8	51.6	59.6

NOTE - MINUS SIGNS DENOTE OUTLYING VALUES

JT3D-7 • BASELINE TEST SERIES •

MODE 5

UNIT	CO2 EI LB/KLB FU	CO EI LB/KLB FU	HC EI LB/KLB FU	NO EI LB/KLB FU	NOX EI LB/KLB FU	SMK NUMBER FRONT SIDE
1	3145.	5.23	-1.79	6.84	7.72	52.70
2	3149.	4.19	-1.04	6.55	7.84	53.33
3	3149.	4.57	.78	6.56	7.82	53.95
4	3149.	4.23	.89	6.72	8.04	52.37
5	3145.	5.04	.96	7.11	-8.54	48.92
6	3144.	5.28	-1.12	6.39	7.76	48.72
7	-3142.	5.45	-2.01	6.75	8.25	52.00
8	3145.	3.88	.80	6.88	8.02	-39.35
9	-3141.	5.25	.92	6.48	7.90	49.14
10	-3141.	5.38	.82	6.30	7.46	45.29
11	-3142.	3.95	-1.04	6.83	7.98	49.13
12	-3141.	-7.46	-1.25	6.14	7.77	-43.37
13	3152.	-1.73	.60	-9.24	-10.03	-14.59
14	3147.	3.95	.85	6.89	7.96	45.73
15	3143.	4.87	-1.90	6.38	7.44	48.07
16	3146.	5.04	.89	6.50	7.86	45.80
17	3148.	4.76	-1.14	6.23	7.15	50.13
18	3149.	3.60	-1.37	6.87	7.93	-43.24

NOTE- MINUS SIGNS DENOTE OUTLYING VALUES

JT3D-7 • BASELINE TEST SERIES •

MODE 5

UNIT	FCO X100	FHC X100	FNO X100	STD FCO X100	STD FHC X100	STD FNO X100
1	22.4940	21.0940	56.9810	22.0430	20.4620	68.0780
2	22.5860	18.7410	55.3790	22.2250	18.3240	66.2510
3	22.8600	21.0480	56.9890	22.4950	20.5690	68.1660
4	22.2170	21.0860	57.0290	21.8510	20.5690	68.1660
5	20.5640	18.8480	56.5030	20.3370	18.5180	66.4240
6	20.6080	16.7620	54.8900	20.3770	16.4700	64.5300
7	24.2160	28.3740	62.4840	23.9460	27.8670	73.4480
8	23.6440	25.0980	60.0220	24.0600	25.6680	71.9810
9	19.1570	17.0870	53.6470	18.7330	16.5080	64.5660
10	19.0110	14.8130	-51.7880	18.5790	14.3100	62.3250
11	24.2460	26.4840	59.7720	23.6770	25.5340	71.8890
12	22.9200	24.0860	60.4650	23.5980	25.0550	71.5550
13	24.7340	26.4150	60.0030	23.6950	24.7570	71.3450
14	22.8790	25.2720	59.3630	21.9340	23.6680	70.5610
15	21.2010	18.7470	55.1570	20.3110	17.5650	65.5630
16	23.8100	24.7210	59.0470	22.8020	23.1400	70.1700
17	20.5090	16.7840	55.3870	20.4080	16.6470	64.7000
18	23.0540	23.7350	60.3240	22.9400	23.5380	70.4650

NOTE- MINUS SIGNS DENOTE OUTLYING VALUES

JT3D-7 • BASELINE TEST SERIES •

MODE 5

UNIT	NREC CO LB/KLB FU	EI NREC HC LB/KLB FU	EI NRE CNO LB/KLB FU	EI NR CNOX LB/KLB FU	EI SMK NUMBER CORRECTED
1	5.34	-1.85	8.17	9.22	52.70
2	4.26	-1.07	7.83	9.38	53.33
3	4.64	.79	7.85	9.35	53.95
4	4.30	.91	8.04	9.61	52.37
5	5.10	.98	8.36	-10.05	48.92
6	5.34	-1.14	7.51	9.12	48.72
7	5.51	-2.05	7.94	9.69	52.00
8	3.82	.78	8.25	9.62	-39.35
9	5.37	.95	7.80	9.51	49.14
10	5.51	.85	7.58	8.98	45.29
11	4.04	-1.08	8.21	9.60	49.13
12	-7.24	-1.20	7.27	9.20	-43.37
13	-1.81	.64	-10.99	-11.93	-14.59
14	4.13	.90	8.18	9.47	45.73
15	5.08	-2.03	7.58	8.84	45.07
16	5.26	.96	7.72	9.34	45.80
17	4.78	-1.15	7.28	8.35	50.13
18	3.61	-1.38	8.03	9.26	-43.24

NOTE- MINUS SIGNS DENOTE OUTLYING VALUES

JT3D-7 • BASELINE TEST SERIES •

MODE 6

UNIT -----	N1 SPEED PER CENT -----	N2 SPEED PER CENT -----	CORR N1 PER CENT -----	CORR N2 PER CENT -----
1	70.00	87.50	69.88	87.35
2	71.00	87.00	70.90	86.87
3	70.50	87.50	70.40	87.37
4	70.50	88.00	70.40	87.87
5	70.40	87.00	70.33	86.92
6	69.00	86.00	68.93	85.92
7	67.60	88.00	67.53	87.92
8	68.90	88.00	69.00	88.13
9	-66.10	85.60	-65.97	85.44
10	68.10	85.50	67.97	85.34
11	69.00	88.00	68.87	87.83
12	70.00	89.00	70.17	-89.22
13	67.90	87.60	67.67	87.31
14	68.10	87.20	67.87	86.91
15	68.80	86.20	68.57	85.91
16	68.90	87.10	68.67	86.81
17	70.40	87.00	70.37	86.96
18	69.20	88.00	69.17	87.96

NOTE- MINUS SIGNS DENOTE OUTLYING VALUES

JT30-7 • BASELINE TEST SERIES •

MODE 5

UNIT	FUEL FLOW LBM/HR	CB F/A X100	PERF F/A X100	TT7 DEG R	EPR	THRUST LAF
1	3380.	.9850	.9730	1107.	1.170	5624.
2	3450.	-1.0000	1.0010	1122.	1.170	5636.
3	3430.	.9900	.9790	1086.	1.170	5635.
4	3450.	.9890	.9920	1104.	1.170	5629.
5	3390.	.9460	.9790	1115.	1.170	5627.
6	3300.	.9570	.9370	1077.	1.170	5627.
7	3060.	.9390	.8730	1086.	1.170	5627.
8	3220.	.9180	.9110	1068.	1.170	5632.
9	-2990.	-.8710	.8480	1077.	1.170	5622.
10	3160.	.9630	.9110	1113.	1.170	5621.
11	3240.	.8990	.9300	1104.	1.170	5618.
12	3360.	.9400	.9710	1113.	1.170	5637.
13	3040.	.9460	.8700	1104.	1.170	5602.
14	3040.	.8990	.8590	1077.	1.170	5599.
15	3240.	.9470	.9410	-1140.	1.170	5598.
16	3120.	.9150	.8920	1104.	1.170	5593.
17	3380.	.9430	1.0190	-1140.	-1.160	-5328.
18	3190.	.9040	.9500	1113.	-1.160	-5328.

NOTE- MINUS SIGNS DENOTE OUTLYING VALUES

JT30-7 • BASELINE TEST SERIES •

MODE 6

UNIT	CORR FU FL LBM/HR	COR CB F/A X100	COR PF F/A X100	CORR TT7 DEG R	COR THRUST LBF
1	3392.	.9820	.9690	1104.	5635.
2	3454.	.9970	.9980	1118.	5635.
3	3435.	.9880	.9770	1083.	5635.
4	3458.	.9870	.9890	1101.	5635.
5	3398.	.9440	.9770	1112.	5635.
6	3308.	.9550	.9350	1075.	5635.
7	3067.	.9370	.8710	1084.	5635.
8	3217.	.9210	.9140	1071.	5635.
9	-3003.	-.8670	-.8450	1073.	5635.
10	3174.	.9590	.9070	1108.	5635.
11	3256.	.8950	.9260	1099.	5635.
12	3351.	.9450	.9760	1118.	5635.
13	3068.	.9400	.8640	1096.	5635.
14	3070.	.8930	.8530	1069.	5635.
15	3273.	.9410	.9350	1132.	5635.
16	3151.	.9080	.8860	1096.	5635.
17	3383.	.9430	1.0180	1139.	-5330.
18	3193.	.9030	.9490	1112.	-5330.

NOTE- MINUS SIGNS DENOTE OUTLYING VALUES

JT3D-7 • BASELINE TEST SERIES •

MODE 6

UNIT	CO2 CONC PER CENT	CO CONC PPM	HC CONC PPM	NO CONC PPM	NOX CONC PPM
1	2.046	177.3	20.9	-35.3	37.0
2	2.076	190.8	21.3	31.1	36.5
3	2.058	169.9	17.6	30.6	36.6
4	2.056	174.2	18.8	26.0	37.0
5	1.960	162.6	18.9	33.5	-38.8
6	1.981	200.1	24.2	30.8	35.4
7	1.946	169.9	23.7	29.1	35.3
8	1.908	132.3	12.0	26.1	34.8
9	-1.792	-226.4	-29.3	26.7	31.5
10	1.992	198.1	20.3	30.4	34.6
11	1.865	138.3	13.5	28.4	35.9
12	1.949	179.9	21.2	25.5	36.1
13	1.977	-64.5	-5.9	33.0	38.3
14	1.867	154.6	14.7	29.6	33.9
15	1.963	176.4	23.0	29.7	35.2
16	1.894	182.4	20.9	24.3	34.0
17	1.961	157.1	16.3	29.2	34.3
18	1.877	143.1	18.1	25.4	34.6

NOTE- MINUS SIGNS DENOTE OUTLYING VALUES

JT30-7 * BASELINE TEST SERIES *

MODE 6

UNIT	CO2 EI LB/KLB FU	CO EI LB/KLB FU	HC FI LB/KLB FU	NO FI LB/KLB FU	NOX EI LB/KLB FU	SMK NIJMRER FRONT SIDE
1	3122.	17.22	3.49	5.64	5.91	44.59
2	3120.	18.25	3.50	4.89	5.74	48.67
3	3124.	16.41	2.93	4.86	5.80	46.43
4	3123.	16.84	3.12	4.13	5.87	45.48
5	3118.	18.48	3.28	5.57	-6.44	40.19
6	3113.	20.02	4.16	5.05	5.82	-0.00
7	3117.	17.32	4.16	4.87	5.91	43.07
8	3126.	13.79	2.15	4.48	5.96	43.45
9	-3097.	-24.91	-5.54	4.82	5.69	39.07
10	3111.	19.70	3.47	4.97	5.64	36.85
11	3121.	14.73	2.48	4.98	5.94	42.11
12	3117.	18.31	3.71	4.27	6.04	36.45
13	-3143.	-6.52	-1.03	5.49	-6.37	-6.31
14	3123.	16.46	2.68	5.17	5.92	38.08
15	3117.	17.83	4.00	4.77	5.85	36.50
16	3116.	19.09	3.75	4.18	5.85	35.81
17	3125.	15.94	2.84	4.86	5.72	39.89
18	3125.	15.16	3.29	4.43	6.02	-33.96

NOTE- MINUS SIGNS DENOTE OUTLYING VALUES

JT3D-7 • BASELINE TEST SERIES •

MODE 6

UNIT	FCO X100	FHC X100	FNO X100	STD FCO X100	STD FHC X100	STD FNO X100
1	7.7000	3.7200	37.2540	7.5760	3.6190	44.5400
2	7.3970	3.3050	36.2200	7.3060	3.2400	43.3570
3	7.7310	3.7120	37.2590	7.6340	3.6370	44.5930
4	8.1540	4.1690	38.3350	8.0450	4.0770	45.8470
5	7.0220	3.3240	36.9540	6.9590	3.2720	43.4600
6	6.3650	2.6260	34.8920	6.3090	2.5860	41.0370
7	7.7580	4.1830	39.0770	7.6880	4.1160	45.9540
8	7.6400	4.2420	38.8140	7.7400	4.3270	46.5180
9	-5.6080	2.3740	-33.1160	-5.5120	2.3030	39.8930
10	6.0450	2.3180	-32.9240	5.9370	2.2440	39.6580
11	7.4520	4.1730	37.9980	7.3150	4.0380	45.7400
12	-8.7470	-5.4350	41.9780	-8.9490	-5.6330	-49.6350
13	7.4740	3.7950	37.3030	7.2260	3.5810	44.4240
14	6.8470	3.4620	36.4850	6.6240	3.2650	43.4370
15	6.4320	2.7370	34.4570	6.2190	2.5820	41.0210
16	6.8750	3.3850	36.2870	6.6480	3.1900	43.1930
17	7.0100	3.3280	37.2850	6.9820	3.3040	43.5630
18	7.4970	4.1870	39.4240	7.4670	4.1560	46.0610

NOTE- MINUS SIGNS DENOTE OUTLYING VALUES

JT3D-7 * BASELINE TEST SERIES *

MODE 6

UNIT	NREC CO EI LB/KLB FU	NREC HC EI LB/KLB FU	NRE CNO EI LB/KLB FU	NR CNOX EI LB/KLB FU	SMK NUMBER CORRECTED
1	17.50	3.59	6.74	7.06	44.59
2	18.48	3.57	5.85	6.87	48.67
3	16.62	2.99	5.81	6.94	46.43
4	17.07	3.20	4.94	7.02	45.48
5	18.64	3.34	6.55	-7.58	40.19
6	20.20	4.23	5.94	6.85	-0.00
7	17.48	4.22	5.73	6.95	43.07
8	13.62	2.10	5.37	7.15	43.45
9	-25.34	-5.71	5.81	6.85	39.07
10	20.06	3.58	5.99	6.80	36.85
11	15.01	2.56	5.99	7.15	42.11
12	17.89	3.58	5.05	7.14	36.45
13	-6.74	1.09	6.54	-7.59	-6.31
14	17.02	2.85	6.16	7.05	38.08
15	18.45	4.24	5.67	6.96	36.50
16	19.74	3.98	4.98	6.96	35.81
17	15.00	2.86	5.88	6.68	39.89
18	15.22	3.32	5.17	7.03	-33.96

NOTE- MINUS SIGNS DENOTE OUTLYING VALUES

JT3D-7 * BASELINE TEST SERIES *

MODE 7

UNIT	N1 SPEED PER CENT	N2 SPEED PER CENT	CORR N1 PER CENT	CORR N2 PER CENT
1	35.50	64.20	35.44	64.09
2	35.50	64.00	35.45	63.91
3	36.00	64.00	35.95	63.91
4	35.00	61.00	34.95	63.91
5	35.80	-63.00	35.77	-62.94
6	36.00	64.00	35.97	63.94
7	35.00	64.00	34.97	63.94
8	34.50	-63.00	34.55	63.09
9	35.80	64.00	35.73	63.88
10	-38.90	-66.00	-38.83	-65.87
11	34.50	64.00	34.43	63.88
12	35.00	-65.00	35.08	-65.16
13	35.20	-64.50	35.08	64.29
14	-37.00	-65.00	36.88	64.78
15	35.90	64.00	35.78	63.79
16	36.10	-65.00	35.98	64.78
17	35.90	64.00	35.88	63.97
18	35.10	64.00	35.08	63.97

NOTE - MINUS SIGNS DENOTE OUTLYING VALUES

JT3D-7 • BASELINE TEST SERIES •

MODE 7

UNIT	FUEL FLOW LBM/HR	CR F/A X100	PERF F/A X100	TT7 DEG R	EPR	THRUST LRF
1	1220.	.7970	.7570	1032.	1.030	1311.
2	1315.	.8150	.8220	1032.	1.030	1301.
3	1300.	.8230	.7990	996.	1.050	1301.
4	1350.	.7970	.8430	1032.	1.050	1299.
5	1280.	.7830	.8310	1050.	1.020	-1230.
6	1350.	.8130	.8340	1010.	1.030	1301.
7	1180.	.7660	.7370	1032.	1.030	1301.
8	1230.	.7910	.7790	996.	1.030	1242.
9	1310.	.7550	.8100	1014.	1.045	1295.
10	-1430.	.8310	.8420	1050.	1.040	-1437.
11	1270.	.7310	.7850	1014.	-1.060	1294.
12	1240.	.7220	.7500	1023.	1.020	-1390.
13	1200.	.7450	.7380	1041.	1.040	1320.
14	1270.	-.7190	.7570	1005.	1.050	1354.
15	1290.	.7770	.8150	1068.	1.040	1283.
16	1240.	.7550	.7480	1032.	1.040	1354.
17	1330.	.7690	.8450	1068.	1.030	1305.
18	1230.	.7390	.7820	1068.	-1.060	1303.

NOTE- MINUS SIGNS DENOTE OUTLYING VALUES

JT3D-7 * BASELINE TEST SERIES *

MODE 7

UNIT	CORR FU FL LBM/HR	COR CB F/A X100	COR PF F/A X100	CORR TT7 DEG R	COR THRUST LBF
1	1225.	.7950	.7540	1028.	1314.
2	1317.	.8120	.8200	1029.	1301.
3	1302.	.8200	.7970	993.	1301.
4	1353.	.7950	.8410	1029.	1301.
5	1283.	.7820	.8290	1048.	-1231.
6	1353.	.8110	.8330	1008.	1303.
7	1183.	.7650	.7350	1030.	1303.
8	1229.	.7930	.7410	999.	1242.
9	1316.	.7520	.8070	1010.	1298.
10	-1436.	.8280	.8390	1046.	-1441.
11	1276.	.7280	.7820	1010.	1298.
12	1237.	.7260	.7540	1028.	-1390.
13	1211.	.7400	.7330	1034.	1327.
14	1282.	-.7150	.7520	998.	1363.
15	1303.	.7710	.8090	1061.	1292.
16	1252.	.7500	.7430	1025.	1363.
17	1331.	.7680	.8440	1067.	1305.
18	1231.	.7380	.7810	1067.	1305.

NOTE- MINUS SIGNS DENOTE OUTLYING VALUES

JT30-7 • BASELINE TEST SERIES •

MODE 7

UNIT	CO2 CONC PER CENT	CO CONC PPM	HC CONC PPM	NO CONC PPM	NOX CONC PPM
1	1.434	849.7	495.9	13.1	14.2
2	1.482	844.2	460.7	9.5	14.0
3	1.489	872.5	483.8	9.4	14.0
4	1.450	855.5	443.9	6.7	12.8
5	1.382	902.0	-547.2	10.4	14.5
6	1.471	869.8	468.9	10.6	14.6
7	1.391	799.5	435.9	9.6	13.6
8	1.438	808.9	445.4	9.9	14.3
9	1.363	822.1	431.3	11.0	14.7
10	-1.546	806.4	362.9	12.8	16.0
11	1.342	755.3	363.3	10.5	13.8
12	-1.292	788.7	460.0	9.2	13.3
13	1.448	-604.9	-169.1	12.0	14.6
14	1.327	-716.1	-348.9	12.4	15.3
15	1.396	857.3	470.2	10.6	14.4
16	1.353	822.9	475.0	10.1	13.9
17	1.391	843.3	442.9	11.9	13.8
18	1.352	746.4	394.2	9.8	13.7

NOTE- MINUS SIGNS DENOTE OUTLYING VALUES

JT3D-7 • BASELINE TEST SERIES •

MODE 7

UNIT	CO2 EI LB/KLB FU	CO EI LB/KLB FU	HC EI LB/KLB FU	NO EI LB/KLB FU	NOX EI LB/KLB FU	SMK NUMRER FRONT SIDE
1	2716.	102.40	102.67	2.60	2.81	19.44
2	2746.	99.56	93.34	1.83	2.71	25.66
3	2732.	101.88	97.05	1.80	2.69	18.92
4	2744.	103.07	91.87	1.32	2.53	22.27
5	-2665.	-110.69	-115.35	2.10	2.93	16.78
6	2733.	102.82	95.23	2.06	2.84	16.44
7	2741.	100.28	93.93	1.99	2.80	18.22
8	2744.	98.23	92.93	1.97	2.86	19.54
9	2728.	104.69	94.35	2.31	3.07	15.82
10	-2807.	93.18	-72.03	2.43	3.04	13.65
11	2770.	99.26	82.03	2.27	2.98	19.95
12	2702.	105.02	105.23	2.02	2.91	14.10
13	-2931.	-77.94	-37.43	2.55	3.09	-3.50
14	2786.	95.66	80.07	2.71	3.37	16.01
15	2715.	106.10	99.98	2.16	2.93	13.78
16	2706.	104.77	103.89	2.12	2.90	14.59
17	2732.	105.39	95.09	2.44	2.83	17.51
18	2764.	97.09	88.11	2.09	2.93	12.75

NOTE- MINUS SIGNS DENOTE OUTLYING VALUES

JT3D-7 • BASELINE TEST SERIES •

MODE 7

UNIT	FCO X100	FHC X100	FNO X100	STD FCO X100	STD FHC X100	STD FNO X100
1	.2120	.0990	15.3500	.2120	.0970	18.3780
2	.2120	.0970	15.2840	.2110	.0950	18.3160
3	.2120	.0970	15.2850	.2110	.0950	18.3160
4	.2120	.0970	15.2960	.2110	.0950	18.3160
5	-.2080	.0900	15.2890	-.2070	-.0880	-17.9940
6	.2120	.0970	15.5710	.2120	.0960	18.3260
7	.2120	.0970	15.5710	.2120	.0960	18.3260
8	-.2080	.0880	15.0760	.2080	.0890	18.0450
9	.2120	.0970	15.1750	.2110	.0950	18.3060
10	-.2210	-.1140	15.7370	-.2200	-.1110	-18.9800
11	.2120	.0980	15.1820	.2110	.0950	18.3060
12	-.2160	.1020	15.8810	-.2170	-.1050	-18.7360
13	.2150	.1030	15.4430	.2130	.0980	18.4420
14	-.2170	-.1070	15.5890	.2150	.1020	18.6090
15	.2130	.0990	15.3120	.2110	.0940	18.2750
16	-.2170	-.1070	15.5930	.2150	.1020	18.6090
17	.2120	.0960	15.6880	.2120	.0960	18.3370
18	.2120	.0960	15.6880	.2120	.0960	18.3370

NOTE- MINUS SIGNS DENOTE OUTLYING VALUES

JT3D-7 • BASELINE TEST SERIES •

MODE 7

UNIT	NREC CO LB/KLB FU	EI LB/KLB FU	NREC HC LB/KLB FU	EI LB/KLB FU	NRE CNO LB/KLB FU	EI LB/KLB FU	NR CNOX LB/KLB FU	EI LB/KLB FU	SMK NUMBER CORRECTED
1	102.85		104.90		3.11		3.36		19.44
2	99.79		94.75		2.20		3.25		25.66
3	102.13		98.55		2.16		3.23		18.92
4	103.40		93.46		1.59		3.03		22.27
5	-110.97		-116.81		2.47		3.45		16.78
6	103.09		96.44		2.42		3.34		16.44
7	100.54		95.12		2.34		3.30		18.22
8	98.03		91.61		2.35		3.42		19.54
9	105.21		96.70		2.79		3.70		15.82
10	93.66		-73.87		2.93		3.66		13.65
11	99.81		84.17		2.73		3.59		19.95
12	104.57		102.49		2.38		3.44		14.10
13	-78.72		-39.20		3.04		3.69		-3.50
14	96.66		83.95		3.24		4.02		16.01
15	107.24		104.86		2.57		3.50		13.78
16	105.89		108.99		2.53		3.46		14.59
17	105.50		95.64		2.85		3.31		17.51
18	97.20		88.61		2.45		3.42		12.75

NOTE- MINUS SIGNS DENOTE OUTLYING VALUES

JT3D-7 • BASELINE TEST SERIES •

MODE 8

UNIT	N1 SPEED PER CENT	N2 SPEED PER CENT	CORR N1 PER CENT	CORR N2 PER CENT
1	33.00	61.00	32.94	60.90
2	33.00	61.00	32.95	60.91
3	33.50	61.00	33.45	60.91
4	33.00	61.00	32.95	60.91
5	33.50	60.00	33.47	59.94
6	33.60	61.00	33.57	60.94
7	33.00	61.00	32.97	60.94
8	32.90	60.50	32.95	60.59
9	33.00	61.00	32.94	60.88
10	-35.00	62.00	-34.93	61.88
11	32.20	60.50	32.14	60.38
12	33.00	62.00	33.08	62.15
13	32.30	61.00	32.19	60.80
14	33.20	61.00	33.09	60.80
15	33.00	60.20	32.89	60.00
16	34.20	62.00	34.09	61.79
17	32.90	60.00	32.88	59.97
18	32.90	60.00	32.88	59.97

NOTE- MINUS SIGNS DENOTE OUTLYING VALUES

JT3D-7 * BASELINE TEST SERIES *

MODE 8

UNIT	FUEL FLOW LBM/HR	CB F/A X100	PERF F/A X100	TT7 DEG R	EPR	THRUST LAF
1	1160.	.8410	.7980	1032.	1.030	1082.
2	1250.	.8440	.8620	1032.	1.030	1086.
3	1200.	.8480	.8130	996.	1.050	1086.
4	1280.	.8290	.8810	1032.	1.050	1085.
5	1230.	.8180	.8860	1050.	1.020	1017.
6	1290.	.8380	.8860	1028.	1.020	1086.
7	1150.	.7910	.7910	1032.	1.030	1086.
8	1170.	.7990	.8070	996.	1.030	1062.
9	1240.	.7800	.8450	1014.	1.040	1081.
10	1310.	.8550	.8810	1059.	1.030	1153.
11	1200.	.7650	.8320	1014.	-1.050	1044.
12	1220.	.7520	.8090	1023.	1.020	1175.
13	1110.	.7640	.7600	1032.	1.030	1071.
14	1160.	.7530	.7810	996.	1.040	1070.
15	1240.	.8030	.8850	1059.	1.030	1013.
16	1220.	-.7430	.8070	1032.	1.030	1147.
17	1260.	.7840	.9080	1050.	1.030	1019.
18	1160.	.7600	.8360	1050.	-1.060	1019.

NOTE- MINUS SIGNS DENOTE OUTLYING VALUES

JT3D-7 • BASELINE TEST SERIES •

MODE 8

UNIT	CORR FU FL LBM/HR	COR CB F/A X100	COR PF F/A X100	COR TT7 DEG R	COR THRUST LBF
1	1164.	.8380	.7950	1028.	1085.
2	1252.	.8420	.8590	1029.	1086.
3	1202.	.8460	.8100	993.	1086.
4	1283.	.8260	.8790	1029.	1086.
5	1233.	.8160	.8840	1048.	1018.
6	1293.	.8370	.8850	1026.	1088.
7	1153.	.7900	.7900	1030.	1088.
8	1169.	.8020	.8090	999.	1062.
9	1245.	.7770	.8420	1010.	1084.
10	1316.	.8510	.8780	1055.	1155.
11	1206.	.7630	.8290	1010.	1048.
12	1217.	.7550	.8130	1028.	1175.
13	1120.	.7590	.7550	1025.	1077.
14	1171.	.7480	.7750	989.	1077.
15	1252.	.7970	.8790	1052.	1020.
16	1232.	-.7380	.8010	1025.	1149.
17	1261.	.7830	.9080	1049.	1019.
18	1161.	.7590	.8350	1049.	1019.

NOTE- MINUS SIGNS DENOTE OUTLYING VALUES

JY30-7 * BASELINE TEST SERIES *

MODE 8

UNIT	CO2 CONC PER CENT	CO CONC PPM	HC CONC PPM	NO CONC PPM	NOX CONC PPM
1	1.474	949.9	633.5	12.1	13.5
2	1.499	933.3	575.7	8.4	13.2
3	1.499	960.0	599.7	8.2	13.0
4	1.468	956.0	563.2	5.6	11.6
5	1.411	977.9	-665.9	9.4	13.6
6	1.483	949.5	590.4	9.0	13.3
7	1.412	865.9	517.1	8.3	12.4
8	1.422	874.9	533.4	8.4	13.9
9	1.364	920.2	573.4	10.0	13.8
10	1.541	929.9	503.6	11.2	14.6
11	1.371	845.0	473.1	9.0	12.7
12	-1.311	863.9	576.8	7.8	12.4
13	1.469	-661.5	-212.5	11.3	14.1
14	1.342	829.7	490.7	10.4	14.0
15	1.410	935.1	579.5	9.3	13.5
16	-1.299	881.0	549.0	8.7	12.0
17	1.382	922.9	550.8	10.9	12.9
18	1.357	827.7	499.0	8.7	13.0

NOTE- MINUS SIGNS DENOTE OUTLYING VALUES

JT3D-7 • BASELINE TEST SERIES •

MODE 8

UNIT	CO2 EI LB/KLB FU	CO EI LB/KLB FU	HC EI LB/KLB FU	NO EI LB/KLB FU	NOX EI LB/KLB FU	SMK NUMRER FRONT SIDE
1	2646.	108.56	124.38	2.26	2.53	18.75
2	2682.	106.25	112.62	1.56	2.47	25.17
3	2667.	108.73	116.68	1.53	2.41	16.93
4	2676.	110.88	112.22	1.07	2.21	20.88
5	-2606.	114.98	-134.51	1.81	2.63	17.53
6	2666.	108.86	116.28	1.69	2.50	17.85
7	2695.	105.17	107.90	1.65	2.48	17.50
8	2686.	105.20	110.19	1.67	2.75	21.07
9	2640.	113.35	121.34	2.02	2.80	17.17
10	2721.	104.49	97.11	2.06	2.69	14.57
11	2705.	106.09	102.06	1.86	2.61	19.52
12	2634.	110.51	126.75	1.64	2.60	14.06
13	-2899.	-83.11	-45.86	2.33	2.91	-4.27
14	2694.	105.99	107.68	2.18	2.94	15.45
15	2657.	111.99	119.23	1.83	2.66	14.52
16	2642.	114.02	122.08	1.84	2.54	15.78
17	2662.	113.14	115.99	2.20	2.60	17.04
18	2696.	104.69	108.43	1.80	2.69	12.16

NOTE- MINUS SIGNS DENOTE OUTLYING VALUES

JT3D-7 * BA: ONE TEST SERIES *

MODE 8

UNIT	FCO X100	FHC X100	FNO X100	STD FCO X100	STD FHC X100	STD FNO X100
1	.2010	.0800	14.5790	.2000	.0780	17.4570
2	.2010	.0790	14.5680	.2000	.0780	17.4600
3	.2010	.0790	14.5700	.2000	.0780	17.4600
4	.2010	.0790	14.5800	.2000	.0780	17.4600
5	.1980	.0750	14.6520	.1970	.0740	17.2460
6	.2010	.0790	14.8390	.2000	.0780	17.4660
7	.2010	.0790	14.8390	.2000	.0780	17.4660
8	.1990	.0760	14.5280	.1990	.0770	17.3880
9	.2010	.0800	14.4670	.2000	.0780	17.4530
10	.2040	.0840	14.6520	.2030	.0820	17.6740
11	.2000	.0780	14.3820	.1990	.0760	17.3430
12	.2030	.0810	15.0340	.2040	.0830	17.7350
13	.2020	.0810	14.5960	.2000	.0780	17.4340
14	.2020	.0810	14.6010	.2000	.0780	17.4340
15	.2000	.0780	14.4570	.1970	.0750	17.2580
16	-.2050	.0860	14.7900	.2030	.0820	17.6550
17	.1980	.0750	14.7600	.1970	.0740	17.2520
18	.1980	.0750	14.7600	.1970	.0740	17.2520

NOTE- MINUS SIGNS DENOTE OUTLYING VALUES

JT30-7 • BASELINE TEST SERIES •

MODE 8

UNIT	NREC CO EI LB/KLB FU	NREC WC EI LB/KLB FU	NRE CNO EI LB/KLB FU	NR CNOX EI LB/KLB FU	SMK NUMBER CORRECTED
1	109.63	127.03	2.71	3.03	18.75
2	106.51	114.28	1.87	2.96	25.17
3	108.99	118.45	1.83	2.89	16.93
4	111.23	114.12	1.28	2.65	20.88
5	115.28	-136.18	2.13	3.10	17.53
6	109.14	117.74	1.99	2.94	17.85
7	105.44	109.25	1.94	2.92	17.50
8	104.98	108.65	2.00	3.29	21.07
9	113.92	124.31	2.44	3.37	17.17
10	105.02	99.53	2.49	3.24	14.57
11	106.67	104.68	2.25	3.15	19.52
12	110.04	123.53	1.94	3.07	14.06
13	-83.94	-47.99	2.78	3.47	-4.27
14	107.09	112.79	2.60	3.51	15.45
15	113.18	124.95	2.18	3.17	14.52
16	115.24	127.97	2.20	3.03	15.78
17	113.26	116.64	2.57	3.04	17.04
18	104.80	109.04	2.10	3.15	12.16

NOTE- MINUS SIGNS DENOTE OUTLYING VALUES

JT3D-7 * 600 HOUR TEST SERIES *

UNIT	TSO HR	TSB HR	AMB TEMP DEG R	AMB PRESS IN HG	AMB HUMID LB H2O/AIR
1	17235.	649.	514.7	29.98	.008120
2	19598.	635.	514.7	29.98	.008120
3	18359.	635.	514.7	29.98	.008120
4	17323.	635.	514.7	29.98	.008120
5	17198.	609.	520.5	29.99	.007970
6	17540.	453.	520.5	29.99	.007970
7	17815.	609.	520.5	30.00	.007970
8	18766.	572.	520.5	30.00	.007970
11	16419.	654.	510.7	30.15	.003540
12	18701.	619.	510.7	30.15	.003540
13	17927.	562.	519.7	30.29	.006830
14	19210.	597.	513.7	30.16	.003870
15	19589.	597.	513.7	30.17	.003870
17	26398.	533.	513.7	30.22	.004320
18	17873.	533.	513.7	30.22	.004320

JT3D-7 • 600 HOUR TEST SERIES •

MODE 1

UNIT	N1 SPEED PER CENT	N2 SPEED PER CENT	CORR N1 PER CENT	CORR N2 PER CENT
1	33.00	60.00	33.13	60.23
2	33.00	60.00	33.13	60.23
3	33.50	60.00	33.63	60.23
4	33.00	60.50	33.13	60.73
5	33.50	60.50	33.44	60.40
6	33.00	60.50	32.94	60.40
7	32.00	60.00	31.95	59.90
8	32.00	60.20	31.95	60.10
11	33.00	61.00	33.26	61.48
12	32.00	60.50	32.25	60.97
13	33.00	61.00	32.97	60.94
14	33.00	61.00	33.16	61.30
15	33.50	60.00	33.66	60.29
17	32.00	-59.00	32.16	59.29
18	33.00	61.00	33.16	61.30

NOTE- MINUS SIGNS DENOTE OUTLYING VALUES

JT30-7 * 600 HCUR TEST SERIES *

MODE 1

UNIT	FUEL FLOW LBM/HR	CB F/A X100	PERF F/A X100	TT7 DEG R	EPR	THRUST LRF
1	1220.	-.9780	.8710	1032.	1.020	1035.
2	1270.	.8540	.9220	1068.	1.020	1035.
3	1290.	.8730	.9210	1032.	1.020	1035.
4	1330.	.8480	.9470	1068.	1.020	1071.
5	1225.	.9010	.8650	1050.	1.020	1046.
6	1270.	.8840	.8930	1041.	1.020	1046.
7	1150.	.8500	.8270	1050.	1.030	1014.
8	1190.	.8380	.8210	978.	1.020	1024.
11	1250.	.7970	.8400	996.	-1.050	1118.
12	1200.	.8250	.8290	1014.	1.010	1082.
13	1140.	.7890	-.7690	1014.	1.020	1074.
14	1180.	.8100	.7960	978.	1.030	1104.
15	1290.	.8890	.9230	1050.	1.030	1032.
17	1240.	.8870	.9030	1032.	1.020	986.
18	1250.	.8600	.8560	1041.	-1.060	1102.

NOTE- MINUS SIGNS DENOTE OUTLYING VALUES

JT30-7 * 600 HOUR TEST SERIES *

MODE 1

UNIT	CORR FU FL LBM/HR	COR CB F/A X100	COR PF F/A X100	CORR TT7 DEG R	COR THRUST LBF
1	1218.	-.9850	.8780	1040.	1037.
2	1268.	.8610	.9290	1076.	1037.
3	1298.	.8800	.9280	1040.	1037.
4	1328.	.8540	.9550	1076.	1073.
5	1230.	.8980	.8620	1046.	1049.
6	1275.	.8810	.8900	1037.	1049.
7	1155.	.8470	.8240	1046.	1017.
8	1195.	.8350	.8180	-974.	1027.
11	1250.	.8100	.8530	1011.	1126.
12	1200.	.8380	.8420	1030.	1090.
13	1155.	.7880	-.7680	1012.	1098.
14	1184.	.8180	.7940	-987.	1113.
15	1294.	.8980	.9320	1060.	1041.
17	1246.	.8960	.9110	1042.	996.
18	1256.	.8680	.8650	1051.	1113.

NOTE- MINUS SIGNS DENOTE OUTLYING VALUES

JT3D-7 • 600 HOUR TEST SERIES •

MODE 1

UNIT	CO2 CONC PER CENT	CO CONC PPM	HC CONC PPM	NO CONC PPM	NOX CONC PPM
1	-1.735	986.7	708.5	10.9	12.9
2	1.476	1003.5	698.0	9.9	11.8
3	1.525	1000.6	669.7	10.8	13.4
4	1.471	1001.8	671.1	9.1	12.8
5	1.568	1006.6	718.5	12.0	14.6
6	1.549	1014.4	660.4	11.3	13.8
7	1.483	954.4	661.4	10.4	12.9
8	1.449	929.7	697.9	9.6	13.1
11	1.413	885.0	544.2	9.9	13.6
12	1.393	1004.3	765.2	10.3	13.1
13	1.504	-696.5	-256.4	-14.1	13.9
14	1.418	919.3	604.5	9.9	14.3
15	1.547	1043.3	688.8	9.8	13.6
17	1.526	1071.0	737.1	-13.2	14.5
18	1.502	956.7	663.1	10.5	14.4

NOTE- MINUS SIGNS DENOTE OUTLYING VALUES

JT30-7 • 600 HOUR TEST SERIES •

MODE 1

UNIT	CO2 EI LB/KLB FU	CO EI LB/KLB FU	HC EI LB/KLB FU	NO EI LB/KLB FU	NOX EI LB/KLB FU	SMK NUMRER FRONT SIDE
1	2678.	-96.92	119.56	1.76	2.08	19.34
2	2610.	112.96	134.98	1.83	2.19	20.88
3	2638.	110.12	126.62	1.95	2.42	19.14
4	2621.	113.59	130.72	1.69	2.38	19.48
5	2628.	107.41	131.70	2.11	2.56	20.39
6	2646.	110.30	123.36	2.01	2.46	19.01
7	2636.	107.94	128.50	1.93	2.39	18.90
8	2613.	106.69	137.58	1.80	2.48	23.98
11	2677.	106.68	112.69	1.95	2.70	24.29
12	-2552.	117.05	-153.21	1.97	2.51	22.25
13	-2874.	-84.71	-53.57	-2.81	2.81	-6.56
14	2646.	109.15	123.31	1.93	2.79	21.43
15	2628.	112.76	127.89	1.73	2.42	20.26
17	2597.	116.04	137.21	-2.35	2.58	22.22
18	2628.	106.95	127.36	1.93	2.65	21.85

NOTE- MINUS SIGNS DENOTE OUTLYING VALUES

JT3D-7 • 600 HOUR TEST SERIES •

MODE 1

UNIT	FCO X100	FHC X100	FNO X100	STD FCO X100	STD FHC X100	STD FNO X100
1	.1970	.0730	14.7250	.1980	.0750	17.3100
2	.1970	.0730	14.7250	.1980	.0750	17.3100
3	.1970	.0730	14.7250	.1980	.0750	17.3100
4	.1990	.0750	14.8190	.2000	.0770	17.4210
5	.2000	.0780	14.9810	.1990	.0760	17.3460
6	.2000	.0780	14.9810	.1990	.0760	17.3460
7	.1980	.0760	14.8890	.1970	.0740	17.2360
8	.1990	.0770	14.9270	.1980	.0750	17.2800
11	.2010	.0750	-16.2260	.2020	.0800	17.5850
12	.1990	.0730	-16.1240	.2000	.0780	17.4730
13	-.2030	.0810	15.4670	.2000	.0780	17.4660
14	.2010	.0770	-16.1940	.2010	.0800	17.5450
15	.1980	.0730	-15.9930	.1980	.0760	17.3230
17	-.1950	.0700	15.6680	.1950	.0720	17.1010
18	.2010	.0770	-16.0730	.2010	.0800	17.5450

NOTE- MINUS SIGNS DENOTE OUTLYING VALUES

JT3D-7 • 600 HOUR TEST SERIES •

MODE 1

UNIT	NREC LB/KLB	CO FU	EI	NREC LB/KLB	HC FU	EI	NRE LB/KLB	CNO FU	EI	NR LB/KLB	CNOX FU	EI	SMK CORRECTED	NUMBER
1		-96.45		115.30			2.22			2.63			19.34	
2		112.41		130.16			2.31			2.76			20.88	
3		109.59		122.11			2.47			3.05			19.14	
4		113.03		126.05			2.14			3.01			19.48	
5		107.90		134.59			2.62			3.19			20.39	
6		110.80		126.06			2.50			3.06			19.01	
7		108.46		131.39			2.40			2.97			18.90	
8		107.20		140.67			2.24			3.08			23.98	
11		105.92		105.45			2.27			3.14			24.29	
12		116.23		143.39			2.30			2.92			22.25	
13		-85.63		-55.32			-3.41			3.41			-6.58	
14		108.93		118.98			2.24			3.25			21.43	
15		112.57		123.50			2.02			2.81			20.26	
17		115.99		132.92			2.75			3.02			22.22	
18		106.90		123.33			2.27			3.11			21.85	

NOTE- MINUS SIGNS DENOTE OUTLYING VALUES

JT3D-7 * 500 HOUR TEST SERIES *

MODE 2

UNIT	N1 SPEED PER CENT	N2 SPEED PER CENT	CORR N1 PER CENT	CORR N2 PER CENT
1	36.00	64.00	36.14	64.25
2	36.00	64.00	36.14	64.25
3	37.00	64.50	37.14	64.75
4	35.50	64.00	35.64	64.25
5	36.50	64.00	36.44	63.89
6	36.50	64.00	36.44	63.89
7	35.00	64.00	34.94	63.89
8	35.00	64.00	34.94	63.89
11	35.30	64.00	35.58	64.50
12	35.30	64.50	35.58	65.00
13	35.50	64.00	35.47	63.94
14	36.00	64.00	36.17	64.31
15	37.00	64.00	37.18	64.31
17	36.50	64.00	36.68	64.31
18	36.00	64.00	36.17	64.31

NOTE- MINUS SIGNS DENOTE OUTLYING VALUES

JT3D-7 * 600 HOUR TEST SERIES *

MODE 2

UNIT	FUEL FLOW LRM/HR	CB F/A X100	PERF F/A X100	TT7 DEG R	EPR	THRUST LAF
1	1330.	-.9510	.8300	1032.	1.030	1322.
2	1390.	.8310	.8750	1050.	1.030	1322.
3	1400.	.8530	.9610	1032.	1.030	1358.
4	1420.	.8270	.9010	1068.	1.030	1322.
5	1320.	.8660	.8300	1050.	1.020	1296.
6	1400.	.8630	.8770	1041.	1.020	1296.
7	1250.	.8270	.7830	1041.	1.030	1296.
8	1280.	.8210	.7780	-978.	1.030	1296.
11	1360.	.7800	.8290	996.	1.050	1333.
12	1370.	.8060	.8310	1016.	-1.010	1368.
13	-1200.	.7750	-.7410	1032.	1.020	1287.
14	1250.	.7850	.7620	996.	1.040	1319.
15	1400.	.8650	.8750	1050.	1.035	1318.
17	1400.	.8550	.8670	1032.	1.030	1316.
18	1350.	.8360	.8430	1050.	-1.060	1316.

NOTE- MINUS SIGNS DENOTE OUTLYING VALUES

JT30-7 • 600 HOUR TEST SERIES •

MODE 2

UNIT	CORR FU FL LBM/HR	COR CB F/A X100	COR PF F/A X100	CORR TT7 DEG R	COR THRUST LBF
1	1328.	-.9580	.8360	1040.	1325.
2	1387.	.8370	.8810	1058.	1325.
3	1397.	.8600	.8680	1040.	1361.
4	1417.	.8340	.9080	1076.	1325.
5	1325.	.8630	.8280	1046.	1299.
6	1406.	.8600	.8740	1037.	1299.
7	1255.	.8240	.7800	1037.	1299.
8	1286.	.8180	.7750	-974.	1299.
11	1360.	.7920	.8420	1011.	1343.
12	1370.	.8190	.8440	1030.	1379.
13	-1216.	.7730	-.7400	1030.	1303.
14	1254.	.7930	.7690	1005.	1323.
15	1405.	.8740	.8840	1060.	1329.
17	1407.	.8630	.8750	1042.	1329.
18	1357.	.8440	.8510	1060.	1329.

NOTE- MINUS SIGNS DENOTE OUTLYING VALUES

JT3D-7 * 600 HOUR TEST SERIES *

MODE 2

UNIT	CO2 CONC PER CENT	CO CONC PPM	HC CONC PPM	NO CONC PPM	NOX CONC PPM
1	-1.733	893.9	562.3	11.0	13.4
2	1.488	897.8	534.4	9.5	12.6
3	1.539	898.5	522.5	10.4	14.3
4	1.486	901.4	514.7	8.5	13.6
5	1.545	922.8	581.8	12.2	15.6
6	1.570	898.5	489.8	11.3	15.0
7	1.490	854.2	517.7	10.2	13.6
8	1.464	846.5	559.2	9.2	13.8
11	1.419	802.2	431.8	9.6	14.5
12	1.409	908.3	616.4	9.3	13.7
13	1.494	-639.1	-207.1	-13.1	14.4
14	1.406	837.0	501.6	9.1	14.8
15	1.557	935.1	530.6	9.7	14.5
17	1.524	945.9	562.5	-12.4	15.7
18	1.507	859.8	516.3	9.9	15.5

NOTE- MINUS SIGNS DENOTE OUTLYING VALUES

JT30-7 • 600 HOUR TEST SERIES •

MODE 2

UNIT	CO2 EI LB/KLB FU	CO EI LB/KLB FU	HC EI LB/KLB FU	NO EI LB/KLB FU	NOX EI LB/KLB FU	SMK NUMBER FRONT SIDE
1	2749.	-90.26	97.54	1.82	2.22	18.92
2	2704.	103.82	106.17	1.80	2.39	19.92
3	2722.	101.15	101.06	1.92	2.64	18.43
4	2712.	104.71	102.72	1.62	2.59	18.91
5	2693.	102.37	110.88	2.22	2.84	21.22
6	2744.	99.54	93.61	2.07	2.74	18.23
7	2719.	99.23	103.31	1.94	2.59	19.22
8	2694.	99.12	112.50	1.77	2.65	24.90
11	2747.	98.86	91.42	1.94	2.93	22.44
12	-2639.	108.28	-126.24	1.81	2.68	20.85
13	-2908.	-79.18	-44.07	-2.67	2.93	-5.65
14	2705.	102.47	105.50	1.84	2.98	-0.00
15	2715.	103.80	101.19	1.77	2.65	29.31
17	2691.	106.30	108.61	2.30	2.90	21.71
18	2721.	98.81	101.93	1.87	2.93	21.71

NOTE- MINUS SIGNS DENOTE OUTLYING VALUES

AD-A070 576

NORTHERN RESEARCH AND ENGINEERING CORP CAMBRIDGE MASS F/G 13/2
TIME DEGRADATION FACTORS FOR TURBINE ENGINE EXHAUST EMISSIONS. --ETC(U)
MAY 78

DOT-FA74NA-1100

UNCLASSIFIED

NREC-1238-9

FAA-RD-78-56-4

NL

2 OF 4

AD
A070576



JT3D-7 • 600 HOUR TEST SERIES •

MODE 2

UNIT	FCO X100	FMC X100	FNO X100	STD FCO X100	STD FMC X100	STD FNO X100
1	.2120	.0940	15.6740	.2130	.0980	18.4700
2	.2120	.0940	15.6740	.2130	.0980	18.4700
3	.2140	.0980	15.8170	.2150	.1020	18.5990
4	.2120	.0940	15.6740	.2130	.0980	18.4700
5	.2120	.0970	15.8150	.2110	.0950	18.3110
6	.2120	.0970	15.8150	.2110	.0950	18.3110
7	.2120	.0970	15.8190	.2110	.0950	18.3110
8	.2120	.0970	15.8190	.2110	.0950	18.3110
11	.2120	.0930	-17.0770	.2140	.1000	18.5140
12	.2140	.0970	-17.2330	.2160	.1040	18.6840
13	.2140	.0990	16.2290	.2120	.0960	18.3260
14	.2130	.0950	-17.0260	.2130	.0980	18.4510
15	.2130	.0950	-17.0300	.2130	.0980	18.4510
17	.2130	.0950	-16.8990	.2130	.0980	18.4510
18	.2130	.0950	-16.8990	.2130	.0980	18.4510

NOTE- MINUS SIGNS DENOTE OUTLYING VALUES

JT3D-7 • 600 HOUR TEST SERIES •

MODE 2

UNIT	NREC CO FI LB/KLB FU	NREC HC FI LB/KLB FU	NRE CNO FI LB/KLB FU	NR CNOX FI LB/KLB FU	SMK NUMBER CORRECTED
1	-89.82	93.97	2.70	2.80	18.82
2	103.30	102.28	2.27	3.02	19.92
3	100.65	97.34	2.42	3.34	18.43
4	104.19	98.96	2.05	3.27	18.91
5	102.84	113.35	2.75	3.53	21.22
6	100.40	95.69	2.58	3.41	18.23
7	99.71	105.68	2.41	3.22	19.22
8	99.59	115.07	2.20	3.29	24.90
11	98.15	85.39	2.25	3.41	22.94
12	107.50	117.88	2.11	3.13	20.85
13	-80.05	-45.52	-3.24	3.55	-5.65
14	102.26	101.69	2.14	3.46	-0.00
15	103.61	97.60	2.06	3.08	20.31
17	106.24	105.06	2.69	3.41	21.71
18	98.75	98.60	2.19	3.43	21.71

NOTE- MINUS SIGNS DENOTE OUTLYING VALUES

JT3D-7 • 600 HOUR TEST SERIES •

MODE 3

UNIT	N1 SPEED PER CENT	N2 SPEED PER CENT	CORR N1 PER CENT	CORR N2 PER CENT
1	99.50	100.50	-99.89	100.89
2	101.00	101.00	101.39	101.39
3	101.00	101.00	101.39	101.39
4	101.00	101.00	101.39	101.39
5	101.00	101.00	100.83	100.83
6	101.50	100.50	101.33	100.33
7	101.50	-104.00	101.33	103.83
8	100.50	102.00	100.33	101.83
11	99.80	101.00	100.58	101.79
12	99.90	101.00	100.68	101.79
13	101.00	103.00	100.90	102.90
14	101.50	101.50	101.99	101.99
15	101.00	100.00	101.49	100.49
17	101.00	-99.00	101.49	-99.48
18	101.50	103.00	101.99	103.50

NOTE- MINUS SIGNS DENOTE OUTLYING VALUES

JT3D-7 • 600 HOUR TEST SERIES •

MODE 3

UNIT	FUEL FLOW LBM/HR	CR F/A X100	PERF F/A X100	T7 DEG R	FPR	THRUST LBF
1	-9640.	1.6220	1.3990	1392.	-1.810	-17980.
2	10060.	1.5800	1.4560	1437.	1.840	18417.
3	9970.	1.6110	1.4210	1392.	-1.830	-18271.
4	10220.	1.5980	1.4930	1464.	1.840	18417.
5	9670.	1.5850	1.3940	1428.	1.840	18411.
6	9950.	1.5980	1.4350	1428.	1.840	18411.
7	9850.	1.5400	1.4110	1410.	1.840	18405.
8	9850.	1.6220	1.3920	1374.	1.840	18405.
11	9780.	1.5370	1.3940	1428.	1.850	18458.
12	9880.	1.5070	1.3790	1392.	1.850	18458.
13	9820.	1.5270	1.3660	1374.	1.850	18373.
14	9970.	1.5280	1.3840	1356.	1.850	18452.
15	9970.	1.5140	1.4290	1446.	1.850	18446.
17	10150.	1.5620	1.4480	1437.	1.850	18415.
18	10130.	1.6480	1.4320	1428.	1.860	18538.

NOTE- MINUS SIGNS DENOTE OUTLYING VALUES

JT30-7 • 600 HOUR TEST SERIES •

MODE 3

UNIT	CORR FU FL LBM/HR	COR CR F/A X100	COR PF F/A X100	CORR TT7 DEG R	COR THRUST LBF
1	-9622.	1.6340	1.4100	1403.	-18016.
2	10041.	1.5920	1.4670	1448.	18454.
3	9901.	1.6230	1.4330	1403.	-18308.
4	10201.	1.6110	-1.5040	1475.	18454.
5	9709.	1.5800	1.3900	1423.	18454.
6	9990.	1.5930	1.4300	1423.	18454.
7	9893.	1.5350	1.4060	1405.	18454.
8	9893.	1.6160	1.3880	1369.	18454.
11	9779.	1.5610	1.4160	1450.	18600.
12	9799.	1.5310	1.4010	1414.	18600.
13	9951.	1.5240	1.3640	1371.	18600.
14	10001.	1.5430	1.3980	1369.	18600.
15	10005.	1.5280	1.4430	1460.	18600.
17	10202.	1.5770	1.4620	1451.	18600.
18	10182.	1.6640	1.4460	1442.	18724.

NOTE- MINUS SIGNS DENOTE OUTLYING VALUES

JT3D-7 * 600 HOUR TEST SERIES *

MODE 3

UNIT	CO ₂ CONC PER CENT	CO CONC PPM	HC CONC PPM	NO CONC PPM	NO _x CONC PPM
1	3.425	-28.0	2.6	81.8	80.5
2	3.335	24.3	4.4	89.4	88.2
3	3.401	25.5	6.4	88.2	88.2
4	3.376	25.0	3.1	87.6	87.9
5	3.348	23.4	2.8	95.5	97.3
6	3.374	25.3	4.7	96.1	97.4
7	3.250	24.6	2.2	91.7	93.5
8	3.425	27.1	5.1	90.9	92.3
11	3.240	22.2	3.1	94.2	91.4
12	3.176	-28.9	7.2	93.3	87.0
13	3.219	19.7	3.1	-185.0	-184.5
14	3.191	27.0	-106.7	104.7	102.7
15	3.189	-33.5	7.7	94.1	90.2
17	3.292	-28.1	15.1	98.9	96.6
18	3.480	24.1	7.2	110.9	107.4

NOTE- MINUS SIGNS DENOTE OUTLYING VALUES

JT3D-7 * 600 HOUR TEST SERIES *

MODE 3

UNIT	CO2 EI LB/KLB FU	CO EI LB/KLB FU	HC EI LB/KLB FU	NO EI LB/KLB FU	NOX EI LB/KLB FU	SMK NIJMER FRONT SIDE
1	3155.	1.64	.26	-7.88	-7.88	55.25
2	3155.	1.47	.46	8.84	8.84	52.10
3	3154.	1.50	.64	8.55	8.55	54.90
4	3155.	1.49	.32	8.56	8.59	60.89
5	3155.	1.40	.29	9.41	9.58	51.20
6	3154.	1.51	.48	9.39	9.52	47.49
7	3155.	1.52	.23	9.30	9.49	51.26
8	3154.	1.59	.52	8.75	8.89	50.92
11	3151.	1.38	.33	9.58	9.58	56.21
12	3151.	-1.83	.78	9.68	9.68	50.79
13	3151.	1.23	.33	-18.93	-18.93	-22.70
14	-3122.	-1.68	-11.41	10.71	10.71	-0.00
15	3150.	-2.11	.84	9.71	9.71	48.68
17	3149.	-1.71	1.58	9.89	9.89	54.07
18	3152.	1.39	.72	10.50	10.50	49.74

NOTE- MINUS SIGNS DENOTE OUTLYING VALUES

JT30-7 • 600 HOUR TEST SERIES •

MODE 3

UNIT	FCO X100	FHC X100	FNO X100	STD FCO X100	STD FHC X100	STD FNO X100
1	81.5570	69.2310	78.6110	87.2140	73.7560	92.9950
2	79.1700	76.3650	80.4820	84.5090	81.3940	95.2190
3	84.2000	76.3650	80.4820	90.0300	81.3940	95.2190
4	82.1430	76.3650	80.4820	87.7710	81.3940	95.2190
5	79.9690	75.3720	80.3090	77.7560	72.8930	92.7330
6	77.7260	68.2720	78.4250	75.5700	66.0400	90.5620
7	97.4370	128.5120	91.2600	94.7040	124.0690	105.3270
8	95.7510	91.7420	84.1900	92.9760	88.6350	97.1830
11	73.3100	77.8590	88.3580	82.9010	87.9410	97.0000
12	69.3280	77.8590	88.3580	78.1670	87.9410	97.0000
13	88.6480	113.4350	90.5890	86.6030	109.0610	102.1290
14	75.9610	85.2790	89.6560	81.8340	91.5140	97.9300
15	63.2250	63.6070	83.5740	67.9210	68.0950	91.2310
17	62.2860	52.2740	79.0560	66.9540	55.7300	86.9440
18	113.1750	114.1890	-95.3410	-122.9680	122.3180	104.9700

NOTE- MINUS SIGNS DENOTE OUTLYING VALUES

JT3D-7 * 600 HOUR TEST SERIES *

MODE 3

UNIT	NREC CO EI LB/KLB FU	NREC HC EI LB/KLB FU	NRE CNO EI LB/KLB FU	NR CNOX EI LB/KLB FU	SMK NUMBER CORRECTED
1	1.54	.24	-10.01	-10.01	55.25
2	1.37	.43	11.23	11.23	52.10
3	1.41	.60	10.86	10.87	54.90
4	1.39	.30	10.88	10.92	60.89
5	1.44	.30	11.67	11.89	51.20
6	1.55	.50	11.65	11.81	47.49
7	1.56	.24	11.53	11.76	51.26
8	-1.64	.53	10.85	11.02	50.92
11	1.22	.29	11.29	11.29	56.21
12	-1.62	.69	11.41	11.41	50.79
13	1.26	.35	-21.34	-21.34	-22.70
14	1.56	-10.64	12.57	12.57	-0.00
15	-1.96	.78	11.39	11.39	48.68
17	-1.59	1.49	11.68	11.68	54.07
18	1.28	.67	11.57	11.57	49.74

NOTE- MINUS SIGNS DENOTE OUTLYING VALUES

JT3D-7 * 600 HOUR TEST SERIES *

MODF 4

UNIT	N ₁ SPEED PER CENT	N ₂ SPEED PER CENT	CORR N1 PER CENT	CORR N2 PER CENT
1	95.50	98.50	95.87	98.88
2	96.00	99.00	96.37	99.38
3	96.00	99.00	96.37	99.38
4	95.00	99.00	95.37	99.38
5	96.00	99.00	95.84	98.83
6	96.50	98.70	96.34	98.53
7	96.50	-101.50	96.34	-101.33
8	95.00	99.50	-94.84	99.33
11	95.10	99.50	95.84	100.28
12	95.20	99.00	95.94	99.77
13	96.00	100.50	95.91	100.40
14	96.50	100.00	96.97	100.49
15	96.00	98.00	96.47	98.48
17	96.00	98.00	96.47	98.48
18	96.00	100.00	96.47	100.49

NOTE- MINUS SIGNS DENOTE OUTLYING VALUES

JT30-7 * 600 HOUR TFST SERIES *

MODE 4

UNIT	FUEL FLOW LBM/HR	CB F/A X100	PERF F/A X100	TT7 DEG R	EPR	THRUST LAF
1	8360.	-1.4870	1.3140	1320.	1.660	15794.
2	8420.	1.4200	1.3520	1356.	-1.650	15649.
3	8310.	1.4500	1.3160	1320.	-1.650	15649.
4	8290.	1.4080	1.3400	1374.	-1.650	15649.
5	8110.	1.4320	1.2970	1347.	-1.650	15643.
6	8240.	1.4280	1.3190	1329.	-1.650	15643.
7	8250.	1.3830	1.3150	1338.	-1.650	15638.
8	-7970.	1.4350	1.2530	1302.	-1.650	15638.
11	8350.	1.3990	1.3140	1338.	1.660	15705.
12	8230.	1.3780	1.2860	1320.	1.660	15705.
13	8090.	1.3570	1.2500	1302.	1.660	15633.
14	8230.	1.3750	1.2680	1284.	1.660	15700.
15	8470.	1.3790	1.3410	1356.	1.660	15695.
17	8500.	1.4180	1.3430	1356.	1.660	15669.
18	8400.	1.4750	1.3190	1338.	1.660	15669.

NOTE- MINUS SIGNS DENOTE OUTLYING VALUES

JT3D-7 * 600 HOUR TEST SERIES *

MODE 4

UNIT	CORR FIJ FL LRM/HR	COR CB F/A X100	COR PF F/A X100	CORR TT7 DEG R	COR THRUST LBF
1	8344.	-1.4990	1.3240	1330.	15826.
2	8404.	1.4310	1.3620	1366.	-15680.
3	8294.	1.4610	1.3270	1330.	-15680.
4	8275.	1.4190	1.3500	1384.	-15680.
5	8143.	1.4270	1.2930	1342.	-15680.
6	8273.	1.4230	1.3050	1324.	-15680.
7	8286.	1.3790	1.3100	1333.	-15680.
8	-8005.	1.4300	1.2490	1297.	-15680.
11	8349.	1.4210	1.3340	1359.	15826.
12	8229.	1.4000	1.3060	1340.	15826.
13	8198.	1.3550	1.2470	1299.	15826.
14	8256.	1.3880	1.2800	1296.	15826.
15	8500.	1.3920	1.3540	1369.	15826.
17	8544.	1.4320	1.3560	1369.	15826.
18	8443.	-1.4890	1.3310	1351.	15826.

NOTE- MINUS SIGNS DENOTE OUTLYING VALUES

JT3D-7 * 600 HOUR TEST SERIES *

MODE 4

UNIT	CO2 CONC PER CENT	CO CONC PPM	HC CONC PPM	NO CONC PPM	NOX CONC PPM
1	-3.137	-34.9	1.8	67.9	69.2
2	2.992	29.9	2.0	71.7	72.9
3	3.056	30.9	2.9	70.3	73.2
4	2.968	32.5	1.4	66.2	69.8
5	3.018	28.9	1.6	76.8	80.9
6	3.010	31.5	2.2	75.2	79.0
7	2.914	31.1	1.2	71.1	75.4
8	3.024	32.3	2.0	69.5	73.1
11	2.945	27.9	1.8	76.8	77.7
12	2.901	-37.8	3.0	76.0	74.0
13	2.856	20.6	1.7	-135.5	-136.7
14	2.890	27.6	-14.6	83.0	83.6
15	2.901	-35.5	6.2	76.4	76.1
17	2.985	33.6	5.6	78.9	80.3
18	3.109	26.3	2.6	84.9	85.1

NOTE- MINUS SIGNS DENOTE OUTLYING VALUES

JT30-7 • 600 HOUR TEST SERIES •

MONF 4

UNIT	CO ₂ EI LB/KLB FU	CO EI LB/KLB FU	HC EI LB/KLB FU	NO EI LB/KLB FU	NOX EI LB/KLB FU	SMK NUMBER FRONT SIDE
1	3154.	2.23	.20	7.14	7.27	51.63
2	3154.	2.01	.23	7.90	8.03	50.91
3	3154.	2.03	.23	7.59	7.89	52.03
4	3154.	2.20	.16	7.36	7.76	53.06
5	3155.	1.92	.18	8.39	8.84	51.25
6	3154.	2.10	.26	8.24	8.66	49.87
7	3154.	2.15	.14	8.04	8.53	50.68
8	3154.	2.14	.23	7.58	7.97	51.75
11	3150.	1.90	.21	8.59	8.69	-44.64
12	3151.	-2.61	.26	8.63	8.63	50.47
13	3151.	1.45	.21	-15.62	-15.76	-23.27
14	3148.	1.92	-1.74	9.45	9.52	50.06
15	3150.	-2.45	.74	8.67	8.67	48.80
17	3151.	2.26	.64	8.71	8.86	52.00
18	3152.	1.70	.28	9.00	9.02	51.18

NOTE - MINUS SIGNS DENOTE OUTLYING VALUES

JT3D-7 • 600 HOUR TEST SERIES •

MODE 4

UNIT	FCO X100	FMC X100	FNO X100	STD FCO X100	STD FMC X100	STD FNO X100
1	51.2400	46.4500	71.4740	54.3220	49.3920	84.4560
2	48.1110	51.3780	73.1780	50.8740	54.6580	86.5190
3	50.6260	51.3780	73.1780	53.6030	54.6580	86.5190
4	47.2030	51.3780	73.1780	49.8890	54.6580	86.5190
5	48.9060	50.5290	72.9530	47.7120	49.9080	84.2560
6	47.0980	47.5400	71.8900	45.9560	46.0200	83.0310
7	58.2690	-83.2060	82.2420	56.8290	-80.4050	-94.9400
8	51.8130	55.9350	74.7640	50.5250	54.0960	86.3240
11	49.2870	58.0040	82.3340	54.8960	65.3280	90.3270
12	45.2740	52.5120	80.3900	50.2990	59.0860	88.1740
13	50.8660	69.6400	80.5950	49.7870	66.9950	90.8750
14	49.7370	63.5690	-83.5570	53.0330	68.0950	91.2310
15	40.7890	42.5820	75.8880	43.4040	45.4780	82.7950
17	43.5000	42.7090	75.3040	46.3230	45.4780	82.7950
18	59.0560	63.7970	82.9310	-63.2190	68.0950	91.2310

NOTE- MINUS SIGNS DENOTE OUTLYING VALUES

JT30-7 • 600 HOUR TEST SERIES •

MODE 4

UNIT	NREC LB/KLA	CO FU	EI	NREC LA/KLA	HC FU	EI	NRE LA/KLA	CNO FU	EI	NR LA/KLA	CNOX FU	EI	SMK CORRECTED	NUMBER
1		2.10			.19			9.06			9.23		51.63	
2		1.90			.22			10.03			10.20		50.91	
3		1.91			.31			9.63			10.03		52.03	
4		2.08			.15			9.34			9.86		53.06	
5		1.97			.19			10.41			10.96		51.25	
6		2.16			.26			10.22			10.74		49.87	
7		-2.20			.15			9.97			10.57		50.68	
8		-2.20			.24			9.40			9.88		51.75	
11		1.70			.19			10.12			10.23		-64.64	
12		-2.35			.32			10.16			10.16		50.47	
13		1.48			.22			-17.61			-17.77		-23.27	
14		1.80			-1.62			11.08			11.16		50.06	
15		-2.30			.69			10.16			10.16		48.80	
17		2.12			.60			10.28			10.47		52.00	
18		1.58			.26			10.63			10.66		51.18	

NOTE- MINUS SIGNS DENOTE OUTLYING VALUES

JT3D-7 • 600 HOUR TEST SERIES •

MODE 5

UNIT	N1 SPEED PER CENT	N2 SPEED PER CENT	CORR N1 PER CENT	CORR N2 PER CENT
1	86.00	94.00	86.33	94.36
2	86.00	94.00	86.33	94.36
3	85.00	94.50	86.33	94.87
4	85.00	94.00	85.33	94.36
5	87.00	94.50	86.85	94.34
6	86.50	94.10	86.35	93.94
7	86.00	96.00	85.86	95.84
8	85.00	95.00	-84.86	94.84
11	85.50	95.00	86.17	95.74
12	85.00	95.00	85.66	95.74
13	85.50	95.50	85.42	95.41
14	86.50	95.00	86.92	95.46
15	85.50	93.50	85.92	93.95
17	86.00	93.50	86.42	93.95
18	86.00	95.00	86.42	95.46

NOTE- MINUS SIGNS DENOTE OUTLYING VALUES

JT3D-7 • 600 HOUR TEST SERIES •

MODE 5

UNIT	FUEL FLOW LBM/HR	CR F/A X100	PERF F/A X100	TT7 DEG R	EPR	THRUST LBF
1	5900.	-1.2530	1.1820	1248.	1.390	10946.
2	5810.	1.1970	1.1630	1248.	1.390	10946.
3	5910.	1.2030	1.1670	1212.	1.390	10946.
4	5780.	1.1800	1.1570	1248.	1.390	10946.
5	5880.	1.2240	1.1690	1230.	1.390	10942.
6	5840.	1.2070	1.1520	1212.	1.390	10942.
7	5520.	1.1550	1.0810	1194.	1.390	10938.
8	5580.	1.1950	1.0970	1203.	1.390	10938.
11	5800.	1.1690	1.1380	1212.	1.390	10884.
12	5680.	1.1540	1.1070	1194.	1.390	10884.
13	5500.	-1.1150	1.0670	1194.	1.390	10834.
14	5640.	1.1640	1.0980	1194.	1.390	10880.
15	5720.	1.1760	1.1300	1230.	1.390	10877.
17	5830.	1.1950	1.1460	1221.	1.390	10859.
18	5690.	1.2180	1.1140	1212.	1.390	10859.

NOTE- MINUS SIGNS DENOTE OUTLYING VALUES

JT3D-7 • 600 HOUR TEST SERIES •

MODE 5

UNIT	CORR FU FL LBM/HR	COR CB F/A X100	COR PF F/A X100	CORR TT7 DEG R	COR THRUST LBF
1	5889.	-1.2620	1.1910	1257.	10968.
2	5799.	1.2070	1.1730	1257.	10968.
3	5899.	1.2130	1.1760	1221.	10968.
4	5769.	1.1890	1.1660	1257.	10968.
5	5904.	1.2200	1.1650	1226.	10968.
6	5864.	1.2030	1.1480	1208.	10968.
7	5544.	1.1510	1.0770	1190.	10968.
8	5604.	1.1910	1.0930	1199.	10968.
11	5799.	1.1870	1.1560	1231.	10968.
12	5679.	1.1720	1.1240	1212.	10968.
13	5573.	-1.1130	1.0640	1191.	10968.
14	5658.	1.1750	1.1090	1205.	10968.
15	5740.	1.1870	1.1410	1242.	10968.
17	5860.	1.2070	1.1570	1233.	10968.
18	5719.	1.2300	1.1250	1223.	10968.

NOTE - MINUS SIGNS DENOTE OUTLYING VALUES

JT3D-7 • 600 HOUR TEST SERIES •

MODE 5

UNIT	CO2 CONC PER CENT	CO CONC PPM	HC CONC PPM	NO CONC PPM	NOX CONC PPM
1	-2.631	75.3	2.2	44.2	49.0
2	2.514	66.4	1.9	45.1	51.0
3	2.526	68.1	2.2	44.5	51.4
4	2.478	64.3	1.8	41.3	49.0
5	2.570	59.3	1.8	51.1	57.8
6	2.534	67.5	2.1	48.4	55.4
7	2.422	69.6	1.9	43.3	50.7
8	2.510	57.6	1.9	44.0	51.6
11	2.451	54.9	1.8	48.3	53.8
12	2.417	-84.5	3.4	45.2	51.2
13	-2.340	-25.5	1.6	-71.7	-74.3
14	2.441	55.6	5.4	52.5	58.8
15	2.465	75.0	2.0	47.9	53.4
17	2.506	68.9	3.5	50.9	57.2
18	2.558	52.2	2.0	52.3	59.0

NOTE - MINUS SIGNS DENOTE OUTLYING VALUES

JT3D-7 • 600 HOUR TEST SERIES •

MODE 5

UNIT	CO2 EI LB/KLB FU	CO EI LB/KLB FU	HC EI LB/KLB FU	NO EI LB/KLB FU	NOX EI LB/KLB FU	SMK NIJAER FRONT SIDE
1	3148.	5.74	.29	5.54	6.13	51.17
2	3149.	5.29	.26	5.90	6.67	51.05
3	3149.	5.40	.31	5.81	6.71	51.16
4	3149.	5.20	.25	5.49	6.51	51.95
5	3150.	4.63	.24	6.54	7.41	50.80
6	3149.	5.34	.29	6.29	7.19	50.20
7	3148.	5.76	.27	5.88	6.89	52.77
8	3150.	4.60	.26	5.77	6.78	52.82
11	3146.	4.48	.25	6.48	7.22	54.49
12	3144.	-6.99	.48	6.14	6.96	50.59
13	3150.	-2.18	.23	-10.09	-10.45	-16.76
14	3147.	4.56	.75	7.08	7.93	50.32
15	3146.	6.09	.29	6.39	7.13	49.01
17	3146.	5.50	.49	6.69	7.50	53.34
18	3149.	4.09	.27	6.73	7.59	52.29

NOTE- MINUS SIGNS DENOTE OUTLYING VALUES

JT3D-7 • 600 HOUR TEST SERIES •

MODE 5

UNIT	FCO X100	FHC X100	FNO X100	STD FCO X100	STD FHC X100	STD FNO X100
1	21.8020	17.3060	56.0840	22.8250	18.3270	66.2540
2	20.2470	17.3060	56.0840	21.1600	18.3270	66.2540
3	21.5630	19.4300	57.7080	22.5480	20.5860	68.1790
4	19.8000	17.3060	56.0840	20.6830	18.3270	66.2540
5	21.9160	18.7980	57.2650	21.4690	18.2270	66.1640
6	20.4970	17.1130	55.9530	20.0850	16.5960	64.6510
7	23.5570	26.5020	62.3210	23.0800	25.6660	71.9800
8	22.3030	21.1200	58.9370	21.8470	20.4620	68.0780
11	22.0230	22.4830	-65.3870	23.9770	25.1120	71.5950
12	21.5950	22.4830	-65.3870	23.4890	25.1120	71.5950
13	21.4040	24.1870	62.3180	20.9980	23.2950	70.2850
14	21.7620	22.1360	64.6510	22.8890	23.5770	70.4930
15	18.7500	15.6630	59.3710	19.7020	16.6440	64.6470
17	19.2390	15.7100	58.9140	20.2040	16.6440	64.6970
18	23.4210	22.2160	64.1670	24.6490	23.5770	70.4930

NOTE- MINUS SIGNS DENOTE OUTLYING VALUES

JT3D-7 * 600 HOUR TEST SERIES *

MODE 5

UNIT	NREC LB/KLB	CO FU	EI	NPEC LB/KLB	HC FU	EI	NRE LB/KLB	CNO FU	EI	NR LB/KLB	CNOX FU	EI	SMK CORRECTED	NUMBER
1		5.48			.28			7.02			7.78		51.17	
2		5.06			.24			7.49			8.47		51.05	
3		5.16			.29			7.37			8.51		51.16	
4		4.98			.24			6.96			8.26		51.95	
5		4.72			.25			8.12			9.19		50.80	
6		5.44			.30			7.81			8.92		50.20	
7		5.88			.28			7.29			8.54		52.77	
8		4.70			.27			7.16			8.41		52.82	
11		4.12			.22			7.63			8.49		54.49	
12		-6.43			.43			7.22			8.19		50.59	
13		-2.23			.24			-12.23			-12.66		-16.76	
14		4.34			.71			8.29			9.29		50.32	
15		5.80			.27			7.48			8.34		49.01	
17		5.24			.46			7.88			8.85		53.34	
18		3.88			.25			7.94			8.95		52.29	

NOTE- MINUS SIGNS DENOTE OUTLYING VALUES

JT3D-7 • 600 HOUR TEST SERIES •

MODE 6

UNIT	N1 SPEED PER CENT	N2 SPEED PER CENT	CORR N1 PER CENT	CORR N2 PER CENT
1	69.00	86.50	69.27	86.84
2	70.00	87.00	70.27	87.34
3	69.50	87.00	69.77	87.34
4	-66.50	85.50	-66.76	85.83
5	69.00	86.00	68.88	85.86
6	69.00	86.50	68.88	86.35
7	69.00	88.00	68.88	87.85
8	68.00	88.00	67.89	87.85
11	70.00	87.50	70.55	88.18
12	69.90	88.00	70.45	88.69
13	68.50	87.50	68.43	87.42
14	69.00	87.00	69.33	87.42
15	67.50	-85.00	67.83	85.41
17	69.50	86.00	69.84	86.42
18	70.00	88.00	70.34	88.43

NOTE- MINUS SIGNS DENOTE OUTLYING VALUES

JT3D-7 * 600 HOUR TEST SERIES *

MODE 6

UNIT	FUEL FLOW LBM/HR	CB F/A X100	PERF F/A X100	TT7 DEG R	EPR	THRUST LAF
1	3340.	-1.0480	.9590	1104.	1.170	5624.
2	3420.	.9730	.9860	1113.	1.170	5624.
3	3400.	.9640	.9770	1104.	1.170	5624.
4	3150.	.9280	.9120	1122.	1.170	5624.
5	3210.	.9740	.9290	1122.	1.170	5622.
6	3250.	.9690	.9260	1086.	1.170	5622.
7	3150.	.9390	.8970	1086.	1.170	5620.
8	3150.	.9270	.9040	1104.	1.170	5620.
11	3360.	.9320	.9520	1086.	1.170	5592.
12	3380.	.9390	.9580	1086.	1.170	5592.
13	3080.	.9000	.8690	1086.	1.170	-5566.
14	3150.	.9140	.8850	1068.	1.170	5590.
15	3190.	.9750	.9110	1104.	1.170	5588.
17	3390.	.9390	.9660	1104.	1.170	5579.
18	3360.	.9600	.9610	1113.	1.170	5579.

NOTE- MINUS SIGNS DENOTE OUTLYING VALUES

JT3D-7 * 600 HOUR TEST SERIES *

MODE 6

UNIT	CORR FII FL LHM/HR	COR CR F/A X100	COR PF F/A X100	CORR TT7 DEG R	COR THRUST LBF
1	3334.	-1.0560	.9670	1112.	5635.
2	3414.	.9810	.9940	1121.	5635.
3	3394.	.9720	.9840	1112.	5635.
4	3144.	.9360	.9190	1130.	5635.
5	3223.	.9710	.9260	1118.	5635.
6	3263.	.9650	.9230	1082.	5635.
7	3164.	.9350	.8940	1082.	5635.
8	3164.	.9240	.9010	1100.	5635.
11	3360.	.9470	.9670	1103.	5635.
12	3380.	.9540	.9730	1103.	5635.
13	3121.	.8990	.8670	1084.	5635.
14	3160.	.9230	.8940	1078.	5635.
15	3201.	.9850	.9190	1114.	5635.
17	3407.	.9480	.9760	1114.	5635.
18	3377.	.9640	.9710	1124.	5635.

NOTE- MINUS SIGNS DENOTE OUTLYING VALUES

JT3D-7 * 600 HOUR TEST SERIES *

MODE 6

UNIT	CO2 CONC PER CENT	CO CONC PPM	HC CONC PPM	NO CONC PPM	NOX CONC PPM
1	-2.181	156.2	13.1	30.7	31.5
2	2.019	203.2	15.4	29.1	31.5
3	2.003	175.2	13.9	27.7	31.9
4	1.921	210.3	22.8	21.2	29.2
5	2.022	192.7	15.6	31.0	34.2
6	2.010	199.8	16.0	29.0	33.0
7	1.951	166.0	11.5	27.2	32.0
8	1.928	147.7	9.8	22.9	30.9
11	1.936	150.7	10.5	27.4	33.5
12	1.947	187.8	17.3	25.7	33.7
13	1.881	-60.9	-2.9	-35.9	-38.8
14	1.895	176.0	16.5	26.7	34.3
15	2.020	209.1	18.6	25.7	33.5
17	1.946	194.7	15.7	29.3	35.7
18	1.994	165.6	13.8	27.3	36.1

NOTE- MINUS SIGNS DENOTE OUTLYING VALUES

JT3D-7 • 600 HOUR TEST SERIES •

MODE 6

UNIT	CO2 EI LB/KLB FU	CO EI LB/KLB FU	HC FI LB/KLB FU	NO EI LB/KLB FU	NOX EI LB/KLB FU	SMK NUMBER FRONT SIDE
1	3126.	16.98	2.05	4.60	4.72	43.57
2	3120.	19.99	2.60	4.71	5.09	42.76
3	3124.	17.39	2.37	4.52	5.21	45.10
4	3113.	21.69	4.05	3.59	4.95	43.48
5	3121.	18.93	2.63	5.00	5.52	42.33
6	3120.	19.74	2.72	4.71	5.35	41.45
7	3126.	16.93	2.02	4.55	5.36	44.75
8	3129.	15.26	1.73	3.88	5.24	47.40
11	3124.	15.48	1.85	4.62	5.66	48.83
12	3117.	19.14	3.03	4.31	5.63	41.45
13	-3142.	-6.47	-0.52	-6.27	-6.78	-10.13
14	3119.	18.43	2.96	4.60	5.90	46.31
15	3115.	20.52	3.14	4.14	5.39	42.33
17	3117.	19.85	2.75	4.91	5.98	46.32
18	3123.	16.51	2.36	4.47	5.92	45.92

NOTE - MINUS SIGNS DENOTE OUTLYING VALUES

JT3D-7 • 600 HOUR TEST SERIES •

MODE 6

UNIT	FCO X100	FHC X100	FNO X100	STD FCO X100	STD FHC X100	STD FNO X100
1	7.4640	3.0530	36.6800	7.7330	3.2110	43.2410
2	7.3000	3.4280	37.7280	7.5520	3.6070	44.5020
3	7.2350	3.4280	37.7280	7.4840	3.6070	44.5020
4	5.9410	2.4110	34.6290	6.1350	2.5330	40.8320
5	6.4660	2.6180	35.3610	6.3640	2.5480	40.8890
6	6.7960	2.9490	36.4000	6.6870	2.8680	42.0890
7	7.7520	4.1760	39.6190	7.6250	4.0570	45.7930
8	7.6620	4.1760	39.6190	7.5370	4.0570	45.7930
11	7.4970	3.9820	-42.7640	7.9930	4.3860	46.6740
12	7.9830	4.4990	-44.0700	-8.5180	-4.9610	48.1090
13	7.1470	3.8060	39.6140	7.0260	3.6720	44.6970
14	6.9390	3.4850	41.0970	7.1990	3.6780	44.7140
15	5.9180	2.1770	36.6440	6.1390	2.2900	39.8390
17	6.3910	2.7720	38.5440	6.6200	2.9110	42.2410
18	8.0980	4.4240	-43.1980	8.4050	4.6570	47.3680

NOTE- MINUS SIGNS DENOTE OUTLYING VALUES

JT30-7 • 600 HOUR TEST SERIES •

MODE 6

UNIT	NREC LB/KLA	CO FU	FI	NREC LB/KLA	MC FU	EI	NRE LB/KLA	CNO FU	EI	NR LB/KLA	CNOX FU	EI	SMK CORRECTED	NUMBER
1		16.39			1.95			5.82			5.98		43.57	
2		19.32			2.47			5.96			6.45		42.76	
3		16.82			2.25			5.73			6.59		45.10	
4		21.01			3.85			4.55			6.27		43.48	
5		19.24			2.70			6.21			6.85		42.33	
6		20.06			2.80			5.85			6.65		41.45	
7		17.21			2.08			5.65			6.66		44.75	
8		15.51			1.78			4.82			6.51		47.40	
11		14.52			1.68			5.41			6.63		48.83	
12		17.94			2.75			5.05			6.61		41.45	
13		-6.58			-.54			-7.60			-8.22		-10.13	
14		17.76			2.81			5.37			6.89		46.31	
15		19.78			2.98			4.84			6.30		42.33	
17		19.16			2.62			5.77			7.04		46.32	
18		15.90			2.24			5.26			6.97		45.92	

NOTE - MINUS SIGNS DENOTE OUTLYING VALUES

JT3D-7 • 600 HOUR TEST SERIES •

MODE 7

UNIT	N1 SPEED PER CENT	N2 SPEED PER CENT	CORR N1 PER CENT	CORR N2 PER CENT
1	36.00	64.00	36.14	64.25
2	36.50	64.00	36.64	64.25
3	36.50	-64.50	36.64	64.75
4	36.00	64.00	36.14	64.25
5	36.50	64.00	36.44	63.89
6	35.00	64.00	34.94	63.89
7	35.00	64.00	34.94	63.89
8	-34.00	64.00	-33.94	63.89
11	35.00	64.00	35.27	64.50
12	35.10	-64.50	35.37	-65.00
13	36.00	64.00	35.97	63.94
14	35.50	64.00	35.67	64.31
15	36.50	64.00	36.68	64.31
17	35.50	64.00	35.67	64.31
18	36.00	64.00	36.17	64.31

NOTE- MINUS SIGNS DENOTE OUTLYING VALUES

JT30-7 • 600 HOUR TEST SERIES •

MODE 7

UNIT	FUEL FLOW LBM/HR	CR F/A X100	PERF F/A X100	TYT DEG R	EPR	THRUST LAF
1	1280.	-.8720	.7990	1032.	1.030	1322.
2	1380.	.7940	.8680	1050.	1.030	1322.
3	1380.	.8150	.8490	1032.	1.030	1358.
4	-1400.	.7930	-.8880	1068.	1.030	1322.
5	1310.	.8110	.8240	1050.	1.020	1296.
6	1330.	.8260	.8300	1032.	1.020	1296.
7	1190.	.7850	.7420	1032.	1.030	1296.
8	1190.	.7700	.7410	1030.	1.030	1296.
11	1280.	.7570	.7810	996.	1.050	1333.
12	1260.	.7630	.7640	1014.	1.020	-1368.
13	1230.	-.7100	.7530	1014.	1.020	1287.
14	1240.	.7280	.7560	996.	1.040	1319.
15	1340.	.8230	.8420	1061.	1.035	1318.
17	1350.	.8100	.8390	1041.	1.030	1316.
18	1270.	.7890	.7860	1032.	1.055	1316.

NOTE- MINUS SIGNS DENOTE OUTLYING VALUES

JT3D-7 • 600 HOUR TEST SERIES •

MODE 7

UNIT	CORR FU FL LBM/HR	COR CR F/A X100	COR PF F/A X100	CORR TT7 DEG R	COR THRUST LBF
1	127A.	-.8790	.8050	1040.	1325.
2	1377.	.8010	.8750	1058.	1325.
3	1377.	.8220	.8550	1040.	1361.
4	1397.	.7990	-.8950	-1076.	1325.
5	1315.	.8080	.8210	1046.	1299.
6	1335.	.8240	.8270	1028.	1299.
7	1195.	.7820	.7400	1028.	1299.
8	1195.	.7670	.7390	1026.	1299.
11	1280.	.7690	.7930	1011.	1343.
12	1260.	.7750	.7760	1030.	-1379.
13	1246.	-.7090	.7520	1012.	1303.
14	1244.	.7350	.7630	1005.	1329.
15	1345.	.8310	.8500	-1071.	1329.
17	1357.	.8180	.8470	1051.	1329.
18	1277.	.7960	.7940	1042.	1329.

NOTE- MINUS SIGNS DENOTE OUTLYING VALUES

JT3D-7 * 600 HOUR TEST SERIES *

MODE 7

UNIT	CO2 CONC PER CENT	CO CONC PPM	HC CONC PPM	NO CONC PPM	NOX CONC PPM
1	-1.591	844.4	497.3	12.3	13.6
2	1.444	841.2	444.9	11.3	12.9
3	1.483	851.6	461.7	11.3	13.9
4	1.437	855.7	453.5	9.0	13.3
5	1.458	870.1	501.2	12.4	14.8
6	1.495	886.3	483.3	11.8	14.4
7	1.426	814.1	449.6	11.4	13.6
8	1.399	766.7	445.9	9.9	13.6
11	1.381	779.8	405.6	10.2	14.5
12	1.350	848.7	527.2	9.2	13.7
13	1.375	-612.2	-159.7	13.3	14.1
14	-1.322	769.8	407.8	10.1	14.9
15	1.493	883.5	465.6	10.6	15.1
17	1.455	909.4	494.4	12.1	16.0
18	1.454	769.2	394.5	10.7	16.3

NOTE- MINUS SIGNS DENOTE OUTLYING VALUES

JT3D-7 * 600 HOUR TEST SERIES *

MODE 7

UNIT	CO2 EI LB/KLB FU	CO EI LB/KLB FU	HC EI LB/KLB FU	NO EI LB/KLB FU	NOX EI LB/KLB FU	SMK NUMBER FRONT SIDE
1	2754.	93.01	94.10	2.23	2.45	17.31
2	2745.	101.73	92.42	2.24	2.55	18.55
3	2744.	100.32	93.43	2.18	2.69	19.74
4	2736.	103.68	94.39	1.80	2.64	19.07
5	2716.	103.15	102.08	2.42	2.89	19.22
6	2731.	103.03	96.53	2.26	2.75	17.65
7	2742.	99.67	94.55	2.29	2.73	19.97
8	2745.	95.74	95.65	2.03	2.80	23.51
11	2755.	99.00	88.46	2.12	3.02	22.56
12	-2675.	106.97	-114.17	1.91	2.83	17.60
13	-2922.	-82.77	-37.08	-2.95	3.12	-6.68
14	2742.	101.61	92.47	2.18	3.23	20.31
15	2738.	103.10	93.34	2.04	2.89	19.55
17	2710.	107.84	100.72	2.35	3.12	21.50
18	2782.	93.69	82.54	2.15	3.26	21.32

NOTE- MINUS SIGNS DENOTE OUTLYING VALUES

JT3D-7 • 600 HOUR TEST SERIES •

MODE 7

UNIT	FCO X100	FMC X100	FNO X100	STD FCO X100	STD FMC X100	STD FNO X100
1	.2120	.0940	15.6740	.2130	.0980	18.4300
2	.2120	.0940	15.6740	.2130	.0980	18.4300
3	.2140	.0980	15.8170	.2150	.1020	18.5990
4	.2120	.0940	15.6740	.2130	.0980	18.4300
5	.2120	.0970	15.8150	.2110	.0950	18.3110
6	.2120	.0970	15.8150	.2110	.0950	18.3110
7	.2120	.0970	15.8190	.2110	.0950	18.3110
8	.2120	.0970	15.8190	.2110	.0950	18.3110
11	.2120	.0930	-17.0770	.2140	.1000	18.5140
12	.2140	.0970	-17.2330	-.2160	-.1040	-18.6840
13	.2140	.0990	16.2290	.2120	.0960	18.3260
14	.2130	.0950	-17.0260	.2130	.0980	18.4510
15	.2130	.0950	-17.0300	.2130	.0980	18.4510
17	.2130	.0950	-16.8990	.2130	.0980	18.4510
18	.2130	.0950	-16.8990	.2130	.0980	18.4510

NOTE- MINUS SIGNS DENOTE OUTLYING VALUES

JT3D-7 • 600 HOUR TEST SERIES •

MODE 7

UNIT	NREC CO EI LB/KLB FU	NREC HC EI LB/KLB FU	NRE CNO EI LB/KLB FU	NR CNOX EI LB/KLB FU	SMK NUMBER CORRECTED
1	92.55	90.66	2.82	3.10	17.31
2	101.22	89.04	2.83	3.23	18.55
3	99.82	90.00	2.76	3.40	19.74
4	103.16	90.94	2.27	3.33	19.07
5	103.62	104.36	3.00	3.59	19.22
6	103.50	98.68	2.81	3.42	17.65
7	100.15	96.72	2.84	3.39	19.97
8	96.20	97.84	2.53	3.48	23.51
11	98.29	82.63	2.47	3.51	22.56
12	106.20	106.60	2.22	3.29	17.60
13	-83.67	-38.30	-3.58	3.79	-6.68
14	101.40	89.14	2.54	3.76	20.31
15	102.91	90.03	2.37	3.36	19.55
17	107.78	97.43	2.76	3.66	21.50
18	93.63	79.85	2.52	3.82	21.32

NOTE- MINUS SIGNS DENOTE OUTLYING VALUES

JT30-7 * 600 HOUR TEST SERIES *

MODE 8

UNIT	N1 SPEED PER CENT	N2 SPEED PER CENT	CORR N1 PER CENT	CORR N2 PER CENT
1	33.00	60.50	33.13	60.73
2	33.00	60.00	33.13	60.23
3	33.50	60.50	33.63	60.73
4	33.00	60.50	33.13	60.73
5	34.00	60.50	33.94	60.40
6	33.50	61.10	33.44	61.00
7	32.50	60.50	32.45	60.40
8	33.00	61.80	32.94	61.70
11	33.00	61.00	33.26	61.48
12	32.30	60.50	32.55	60.97
13	33.00	60.50	32.97	60.44
14	33.50	61.50	33.66	61.80
15	34.00	61.00	34.17	61.30
17	33.00	60.00	33.16	60.29
18	34.00	61.00	34.17	61.30

NOTE- MINUS SIGNS DENOTE OUTLYING VALUES

JT3D-7 * 600 HOUR TEST SERIES *

MODE 8

UNIT	FUEL FLOW LBM/HR	CB F/A X100	PERF F/A X100	TT7 DEG R	EPR	THRUST LAF
1	1220.	-.8990	.8540	1032.	1.030	1071.
2	1260.	.8210	.9030	1041.	1.020	1035.
3	1290.	.8390	.9040	1032.	1.020	1071.
4	1330.	.8210	-.9470	-1068.	1.020	1071.
5	1230.	.8340	.8680	1050.	1.020	1046.
6	1280.	.8480	.8770	1032.	1.020	1089.
7	1140.	.8120	.7980	1032.	1.030	1046.
8	1180.	.7900	.7880	1030.	1.030	1139.
11	1240.	.7920	.8330	996.	1.050	1118.
12	1150.	.7860	.7940	1014.	1.020	1082.
13	1130.	-.7260	.7770	1014.	1.020	1039.
14	1180.	.7720	.7720	-978.	1.030	1140.
15	1290.	.8410	.8890	1050.	1.030	1104.
17	1260.	.8380	.8920	1032.	1.020	1031.
18	1230.	.8110	.8390	1032.	-1.055	1102.

NOTE- MINUS SIGNS DENOTE OUTLYING VALUES

JT3D-7 * 600 HOUR TEST SERIES *

MODE 8

UNIT	CORR FU FL LRM/HR	COR CR F/A X100	COR PF F/A X100	COR TT7 DEG R	COR THRUST LBF
1	121A.	-.9060	.8610	1040.	1073.
2	125A.	.8270	.9100	1049.	1037.
3	12AA.	.8450	.9110	1040.	1073.
4	132A.	.8280	-.9550	-1076.	1073.
5	1235.	.8320	.8660	1046.	1049.
6	12A5.	.8450	.8740	102A.	1092.
7	1145.	.8100	.7950	102A.	1049.
8	11A5.	.7880	.7850	1026.	1142.
11	1240.	.8050	.8470	1011.	1126.
12	1150.	.7980	.8060	1030.	1090.
13	1145.	-.7250	.7750	1012.	1052.
14	11A4.	.7790	.7800	-9A7.	1149.
15	1294.	.8490	.8980	1060.	1113.
17	1266.	.8460	.9010	1042.	1041.
18	1236.	.8190	.8470	1042.	1113.

NOTE - MINUS SIGNS DENOTE OUTLYING VALUES

JT3D-7 * 600 HOUR TEST SERIES *

MODE 8

UNIT	CO2 CONC PER CENT	CO CONC PPM	HC CONC PPM	NO CONC PPM	NOX CONC PPM
1	-1.599	935.0	628.0	11.4	12.7
2	1.443	950.3	592.0	10.5	12.2
3	1.482	953.9	590.9	10.3	13.1
4	1.447	952.1	584.1	8.9	12.6
5	1.461	950.4	629.1	11.7	14.2
6	1.507	951.9	573.2	11.2	13.9
7	1.442	896.9	557.0	10.8	13.1
8	1.419	819.9	507.6	9.1	13.4
11	1.417	861.8	502.3	9.4	13.8
12	1.345	944.2	-672.8	8.7	13.1
13	1.388	-671.6	-208.5	12.4	13.7
14	1.376	852.8	497.3	9.8	14.8
15	1.487	959.5	579.5	9.8	14.4
17	1.461	-1008.5	630.6	10.9	15.0
18	1.464	850.4	489.1	9.9	15.6

NOTE- MINUS SIGNS DENOTE OUTLYING VALUES

JT3D-7 * 600 HOUR TEST SERIES *

MODE 8

UNIT	CO2 EI LB/KLB FU	CO EI LB/KLB FU	HC EI LB/KLB FU	NO EI LB/KLB FU	NOX EI LB/KLB FU	SMK NUMBER FRONT SIDE
1	2685.	99.89	115.27	2.00	2.22	17.68
2	2656.	111.31	119.12	2.01	2.34	18.74
3	2667.	109.27	116.29	1.95	2.47	19.04
4	2661.	111.41	117.42	1.76	2.42	19.48
5	2645.	109.48	124.49	2.22	2.69	19.61
6	2693.	107.87	111.59	2.09	2.60	18.23
7	2681.	106.12	113.22	2.11	2.55	18.98
8	2711.	99.70	106.04	1.81	2.67	22.50
11	2702.	104.56	104.70	1.87	2.75	24.29
12	-2584.	115.53	-141.42	1.74	2.64	19.66
13	-2884.	-98.81	-47.37	-2.70	2.98	-6.62
14	2697.	106.25	106.44	2.09	3.02	19.90
15	2671.	109.71	113.82	1.83	2.70	18.67
17	2633.	115.65	124.23	2.05	2.83	20.93
18	2725.	100.73	99.53	1.93	3.03	22.10

NOTE- MINUS SIGNS DENOTE OUTLYING VALUES

JT3D-7 • 600 HOUR TEST SERIES •

MODE 8

UNIT	FCO X100	FHC X100	FNO X100	STD FCO X100	STD FHC X100	STD FNO X100
1	.1990	.0750	14.8190	.2000	.0770	17.4210
2	-.1970	.0730	14.7250	.1980	.0750	17.3100
3	.1990	.0750	14.8190	.2000	.0770	17.4210
4	.1990	.0750	14.8190	.2000	.0770	17.4210
5	.2000	.0780	14.9810	.1990	.0760	17.3460
6	.2010	.0800	15.0950	.2010	.0780	17.4790
7	.2000	.0780	14.9840	.1990	.0760	17.3460
8	.2040	.0830	15.2330	.2030	.0810	17.6330
11	.2010	.0750	-16.2260	.2020	.0800	17.5850
12	.1990	.0730	-16.1240	.2000	.0780	17.4730
13	.2010	.0790	15.3690	.1990	.0760	17.3560
14	.2030	.0790	-16.2960	.2030	.0820	17.6560
15	.2010	.0770	-16.1970	.2010	.0800	17.5450
17	.1980	.0730	-15.8700	.1980	.0760	17.3230
18	.2010	.0770	-16.0730	.2010	.0800	17.5450

NOTE- MINUS SIGNS DENOTE OUTLYING VALUES

JT3D-7 • 600 HOUR TEST SERIES •

MODE A

UNIT	NREC CO EI LB/KLB FU	NREC HC EI LB/KLB FU	NRE CNO EI LB/KLB FU	NR CNOX EI LB/KLB FU	SMK NUMFR CORRECTED
1	99.40	111.15	2.52	2.80	17.68
2	110.76	114.88	2.54	2.95	18.74
3	108.74	112.14	2.46	3.12	19.04
4	110.87	113.22	2.15	3.06	19.48
5	109.98	127.22	2.76	3.34	19.61
6	108.36	114.04	2.60	3.23	18.23
7	106.63	115.77	2.62	3.17	18.98
8	100.18	108.44	2.25	3.32	22.50
11	103.82	97.97	2.18	3.20	24.29
12	114.71	-132.35	2.03	3.07	19.66
13	-89.78	-48.92	-3.27	3.61	-6.62
14	106.03	102.70	2.33	3.51	19.90
15	109.51	109.89	2.13	3.15	18.67
17	115.59	120.33	2.41	3.32	20.93
18	100.67	96.38	2.26	3.55	21.10

NOTE - MINUS SIGNS DENOTE OUTLYING VALUES

JT3D-7 • 1200 HOUR TEST SERIES •

UNIT	TSO HR	TSB HR	AMB TEMP DEG R	AMB PRESS IN HG	AMB HUMID LR H2O/AIR
1	1769A.	1112.	502.7	30.19	.004900
2	20104.	1141.	511.2	29.85	.005920
3	18865.	1141.	511.2	29.85	.005920
4	17A29.	1141.	511.2	29.85	.005920
5	17767.	1178.	510.7	30.21	.007330
7	183A4.	1178.	510.7	30.21	.007330
8	19335.	1141.	510.7	30.21	.007330
11	16965.	1200.	513.7	30.26	.007260
12	19248.	1166.	513.7	30.27	.007670
13	18557.	1192.	507.7	30.04	.006070
14	19805.	1192.	507.7	30.03	.006080
15	201A4.	1192.	507.7	30.03	.006080
17	27019.	1154.	501.5	30.13	.004450

JT3D-7 * 1200 HOUR TEST SERIES *

MODE 1

UNIT	N1 SPEED PER CENT	N2 SPEED PER CENT	CORR N1 PER CENT	CORR N2 PER CENT
1	33.00	60.00	33.52	60.95
2	33.00	60.00	33.24	60.44
3	34.00	61.10	-34.25	-61.55
4	33.00	60.90	33.24	61.35
5	-30.00	61.00	-30.23	61.48
7	33.00	-62.00	33.26	-62.48
8	32.50	60.00	32.75	60.47
11	32.00	60.50	32.16	60.79
12	32.00	60.00	32.16	60.29
13	33.00	60.00	33.36	60.65
14	33.00	60.80	33.36	61.46
15	34.00	60.50	-34.37	61.15
17	34.00	-61.50	-34.58	-62.55

NOTE- MINUS SIGNS DENOTE OUTLYING VALUES

JT3D-7 • 1200 HOUR TEST SERIES •

MODE 1

UNIT	FUEL FLOW LBM/HR	CB F/A X100	PERF F/A X100	TT7 DEG R	EPR	THRUST LRF
1	1230.	.8710	.8640	1014.	1.030	1078.
2	1260.	.8570	.9030	1032.	1.025	1054.
3	1300.	.8570	.8870	1014.	-1.050	-1134.
4	1330.	.8610	.9340	1059.	-1.060	1119.
5	1270.	.8500	.8700	1041.	1.020	1115.
7	1200.	.8170	-.7810	1005.	1.030	-1187.
8	1250.	.8560	.8630	978.	1.020	1044.
11	1250.	.8090	.8530	996.	1.020	1065.
12	1210.	.8340	.8410	996.	1.010	1029.
13	-1110.	-.7640	-.7770	996.	1.030	1062.
14	1200.	.7880	.8080	978.	1.040	1121.
15	1300.	.8460	.9090	1032.	1.040	1099.
17	1320.	.8570	.8840	1023.	1.040	-1195.

NOTE- MINUS SIGNS DENOTE OUTLYING VALUES

JT3D-7 • 1200 HOUR TEST SERIES •

MODE 1

UNIT	CORR F/U FL LBM/HR	COR CR F/A X100	COR PF F/A X100	CORR TT7 DEG R	COR THRUST LBF
1	1222.	.8980	.8920	1046.	1088.
2	1248.	.8690	.9170	1047.	1052.
3	1288.	.8700	.9000	1029.	-1131.
4	1317.	.8730	.9470	1074.	1117.
5	1272.	.8640	.8840	1057.	1126.
7	1202.	.8300	.7930	1020.	-1199.
8	1252.	.8690	.8760	993.	1054.
11	1258.	.8160	.8610	1005.	1077.
12	1218.	.8420	.8490	1005.	1041.
13	-1102.	.7800	.7940	1017.	1067.
14	1192.	.8050	.8260	999.	1125.
15	1291.	.8640	.9290	1054.	1103.
17	1307.	.8860	.9140	1058.	-1203.

NOTE- MINUS SIGNS DENOTE OUTLYING VALUES

JT3D-7 * 1200 HOUR TEST SERIES *

MODE 1

UNIT	CO2 CONC PER CENT	CO CONC PPM	HC CONC PPM	NO CONC PPM	NOX CONC PPM
1	1.491	949.7	764.6	8.3	14.1
2	1.490	993.9	664.8	5.1	15.7
3	1.522	948.0	581.8	5.3	15.0
4	1.510	992.3	628.2	8.9	14.6
5	1.488	950.8	647.6	9.9	10.5
7	1.450	880.8	566.7	6.0	9.7
8	1.485	944.5	696.2	5.7	9.6
11	1.408	923.5	630.0	6.1	9.5
12	1.416	996.2	751.6	3.8	9.0
13	1.453	-699.6	-252.6	6.5	10.2
14	1.376	883.4	609.8	4.3	9.7
15	1.494	937.3	604.4	5.9	10.4
17	1.479	1024.0	700.0	5.5	9.7

NOTE- MINUS SIGNS DENOTE OUTLYING VALUES

JT3D-7 • 1200 HOUR TEST SERIES •

MODE 1

UNIT	CO2 EI LB/KLB FU	CO EI LB/KLB FU	HC EI LB/KLB FU	NO EI LB/KLB FU	NOX EI LB/KLB FU	SMK NUMER FRONT SIDE
1	2586.	104.86	145.01	1.51	2.56	18.21
2	2627.	111.51	128.13	.94	2.89	18.16
3	2679.	106.22	111.99	.97	2.76	15.79
4	2649.	110.81	120.51	1.63	2.67	16.95
5	2642.	107.48	125.76	1.84	1.95	23.66
7	267.	103.59	114.49	1.15	1.88	22.48
8	2621.	106.07	134.32	1.06	1.77	25.49
11	2630.	109.81	128.69	1.20	1.86	22.37
12	-2566.	114.94	-148.99	.72	1.71	16.56
13	-2870.	-87.94	-54.55	1.34	2.11	-8.91
14	2638.	107.80	127.84	.85	1.95	25.07
15	2667.	106.47	117.95	1.10	1.94	20.67
17	2608.	114.87	134.91	1.02	1.78	25.75

NOTE- MINUS SIGNS DENOTE OUTLYING VALUES

JT3D-7 * 1200 HOUR TEST SERIES *

MODE 1

UNIT	FCO X100	FNC X100	FNO X100	STD FCO X100	STD FNC X100	STD FNO X100
1	.1970	-.0680	15.4550	.2000	.0780	17.4680
2	.1960	.0700	15.2490	.1990	.0760	17.3550
3	.1990	.0740	15.4630	.2020	-.0810	-17.6000
4	.1990	.0740	15.4240	.2020	.0800	17.5560
5	.2010	.0750	15.1140	.2020	.0800	17.5850
7	-.2040	.0800	15.3360	-.2050	-.0850	-17.8440
8	.1980	.0720	14.9240	.1990	.0760	17.3620
11	.2000	.0750	15.1120	.2000	.0780	17.4340
12	.1980	.0730	14.9020	.1980	.0760	17.3230
13	.1970	-.0690	15.1780	.1990	.0770	17.4010
14	.1990	.0720	15.3310	.2020	.0800	17.5800
15	.1980	.0710	15.2730	.2010	.0790	17.5130
17	.2010	.0730	-15.8790	-.2060	-.0860	-17.8660

NOTE- MINUS SIGNS DENOTE OUTLYING VALUES

JT3D-7 * 1200 HOUR TEST SERIES *

MODE 1

UNIT	NREC CO EI LB/KLB FU	NREC MC EI LB/KLB FU	NRE CNO EI LB/KLB FU	NR CNOX EI LB/KLB FU	SMK NUMBER CORRECTED
1	102.88	125.55	1.84	3.11	18.21
2	109.98	118.38	1.07	3.28	18.16
3	104.77	103.44	1.19	3.37	15.79
4	109.29	111.31	1.99	3.27	16.95
5	106.87	118.10	2.30	2.44	23.66
7	103.01	107.46	1.44	2.35	22.48
8	105.48	126.17	1.32	2.21	25.49
11	109.86	124.93	1.49	2.31	22.37
12	115.03	144.74	.90	2.13	16.56
13	-86.65	-49.20	1.66	2.60	-8.91
14	106.20	115.24	1.05	2.40	25.07
15	104.89	106.34	1.35	2.38	20.67
17	112.30	114.77	1.23	2.15	25.75

NOTE- MINUS SIGNS DENOTE OUTLYING VALUES

JT3D-7 * 1200 HOUR TEST SERIES *

MODE 2

UNIT	N1 SPEED PER CENT	N2 SPEED PER CENT	CORR N1 PER CENT	CORR N2 PER CENT
1	36.50	64.00	37.09	65.01
2	36.50	64.20	36.77	64.67
3	37.00	64.50	37.27	64.97
4	36.00	64.10	36.26	64.57
5	37.00	64.00	37.29	64.50
7	35.50	-65.00	35.78	-65.51
8	36.00	64.50	36.28	65.00
11	35.00	64.50	35.17	64.81
12	36.00	64.00	36.17	64.31
13	35.40	64.00	35.78	64.69
14	36.20	64.50	36.59	65.20
15	37.00	64.50	37.40	65.20
17	36.30	64.00	36.92	65.09

NOTE- MINUS SIGNS DENOTE OUTLYING VALUES

JT3D-7 • 1200 HOUR TEST SERIES •

MODE 2

UNIT	FUEL FLOW LBM/HR	CB F/A X100	PERF F/A X100	TT7 DEG R	EPR	THRUST LBF
1	1360.	.8460	.8390	1023.	1.050	1367.
2	1370.	.8330	.8540	1032.	1.025	1358.
3	1400.	.8360	.8610	1023.	1.050	1380.
4	1430.	.8450	.9050	1059.	-1.060	1351.
5	1380.	.8300	.8620	1050.	1.030	1330.
7	1290.	.8110	.7660	1005.	1.040	-1401.
8	1360.	.8360	.8090	-978.	1.030	1366.
11	1350.	.7840	.8080	996.	1.025	1350.
12	1350.	.8090	.8200	996.	1.015	1314.
13	-1210.	-.7560	-.7470	1014.	1.030	1351.
14	1290.	.7720	.7720	-978.	1.040	1387.
15	1430.	.8370	.8780	1032.	1.040	1387.
17	1390.	.8450	.8590	1023.	1.050	1375.

NOTE- MINUS SIGNS DENOTE OUTLYING VALUES

JT3D-7 * 1200 HOUR TEST SERIES *

MODE 2

UNIT	CORR FU FL LBM/HR	COR CB F/A X100	COR PF F/A X100	CORR TT7 DEG R	COR THRUST LBF
1	1351.	.8730	.8660	1055.	1379.
2	1357.	.8450	.8660	1047.	1355.
3	1387.	.8480	.8740	1038.	1377.
4	1416.	.8580	-.9180	1074.	1348.
5	1383.	.8430	.8750	1066.	1343.
7	1292.	.8240	.7780	1020.	-1415.
8	1363.	.8490	.8210	993.	1379.
11	1359.	.7920	.8160	1005.	1365.
12	1359.	.8170	.8280	1005.	1329.
13	-1202.	.7720	.7630	1036.	1356.
14	1281.	.7890	.7880	999.	1392.
15	1420.	.8550	.8970	1054.	1392.
17	1376.	.8740	.8890	1058.	1385.

NOTE - MINUS SIGNS DENOTE OUTLYING VALUES

JT3D-7 • 1200 HOUR TEST SERIES •

MODE 2

UNIT	CO2 CONC PER CENT	CO CONC PPM	HC CONC PPM	NO CONC PPM	NOX CONC PPM
1	1.503	843.6	589.3	9.7	15.4
2	1.492	894.6	527.7	4.8	16.2
3	1.514	880.7	479.4	5.1	-16.9
4	1.528	900.3	495.3	7.9	16.1
5	1.491	865.8	522.2	8.6	10.6
7	1.476	806.3	463.8	5.9	10.3
8	1.501	845.5	542.2	5.6	10.2
11	1.410	832.2	487.7	6.7	10.3
12	1.436	871.2	559.8	3.6	10.1
13	1.455	-646.8	-207.5	6.9	10.8
14	1.394	789.0	473.6	4.1	10.5
15	1.523	945.3	477.7	5.9	11.1
17	1.491	957.3	597.5	5.4	10.2

NOTE- MINUS SIGNS DENOTE OUTLYING VALUES

JT3D-7 * 1200 HOUR TEST SERIES *

MODE 2

UNIT	CO2 EI LB/KLB FU	CO EI LB/KLB FU	HC EI LA/KLB FU	NO EI LB/KLB FU	NOX EI LA/KLB FU	SMK NUMREP FRONT SIDE
1	2683.	95.85	115.02	1.63	2.87	16.99
2	2704.	103.23	104.61	.91	3.07	-0.00
3	2735.	101.25	94.67	.96	3.19	-3.14
4	2728.	102.27	96.66	1.48	3.00	15.94
5	2713.	100.26	103.90	1.63	2.01	23.12
7	2747.	95.50	94.37	1.15	2.00	18.93
8	2710.	97.17	107.04	1.06	1.93	25.26
11	2714.	101.96	102.65	1.35	2.08	20.39
12	2680.	103.51	114.26	.71	1.97	15.75
13	-2905.	-82.18	-45.29	1.43	2.25	10.66
14	2726.	98.21	101.27	.83	2.14	25.00
15	2747.	97.63	94.20	1.11	2.09	20.53
17	2667.	108.93	116.81	1.00	1.91	24.64

NOTE - MINUS SIGNS DENOTE OUTLYING VALUES

JT3C-7 • 1200 HOUR TEST SERIES •

MODE 2

UNIT	FCO X100	FHC X100	FNO X100	STD FCO X100	STD FHC X100	STD FNO X100
1	.2120	-.0890	16.5160	.2160	.1040	1A.6A70
2	.2120	.0930	16.3100	.2150	.1010	1A.5720
3	.2130	.0950	16.3980	.2160	.1030	1A.6730
4	.2110	.0920	16.2A00	.2140	.1000	1A.5780
5	.2130	.0930	15.9070	.2140	.1000	1A.5140
7	-.2170	.1010	16.1970	-.2180	-.1080	-1A.8550
8	.2150	.0970	16.0520	.2160	.1040	1A.6A40
11	.2150	.0990	16.1350	.2150	.1020	1A.6200
12	.2130	.0950	15.8680	.2130	.0980	1A.4510
13	.2110	.0910	16.1930	.2150	.1010	1A.5780
14	.2140	.0940	16.3390	.2170	.1050	1A.7490
15	.2140	.0940	16.3390	.2170	.1050	1A.7490
17	.2110	-.0A60	16.6190	.2160	.1040	1A.7140

NOTE - MINUS SIGNS DENOTE OUTLYING VALUES

JT3D-7 • 1200 HOUR TEST SERIES •

MODE 2

UNIT	NREC CO EI LB/KLB FU	NREC HC EI LB/KLB FU	NRE CNO EI LB/KLB FU	NR CNOX EI LB/KLB FU	SMK NUMBER CORRECTED
1	94.01	99.14	1.98	3.49	16.99
2	101.80	96.46	1.12	3.76	-0.00
3	99.85	87.27	1.18	-3.90	-3.14
4	100.86	89.13	1.81	3.67	15.94
5	99.69	97.39	2.04	2.52	23.12
7	94.95	88.41	1.44	2.50	18.93
8	96.61	100.30	1.32	2.41	25.26
11	102.00	99.51	1.68	2.58	20.39
12	103.57	110.86	.88	2.46	15.75
13	-80.95	-40.74	1.77	2.78	10.66
14	96.73	91.01	1.03	2.64	25.00
15	95.57	84.66	1.37	2.57	20.53
17	106.46	99.02	1.21	2.31	24.64

NOTE- MINUS SIGNS DENOTE OUTLYING VALUES

JT3D-7 * 1200 HOUR TEST SERIES *

MODE 3

UNIT	N1 SPEED PER CENT	N2 SPEED PER CENT	CORR N1 PER CENT	CORR N2 PER CENT
1	-99.00	100.00	100.56	101.58
2	100.50	100.50	101.23	101.23
3	101.00	101.00	101.74	101.74
4	100.00	100.50	100.73	101.23
5	100.00	100.00	100.78	100.78
7	100.00	103.00	100.78	103.80
8	100.00	101.00	100.78	101.79
11	100.00	102.50	100.49	103.00
12	101.00	101.00	101.49	101.49
13	100.00	101.50	101.08	102.59
14	101.00	102.00	102.09	103.10
15	101.80	99.40	-102.90	100.47
17	100.20	99.50	101.91	101.20

NOTE- MINUS SIGNS DENOTE OUTLYING VALUES

JT3D-7 • 1200 HOUR TEST SERIES •

MODE 3

UNIT	FUEL FLOW LBM/HR	CB F/A X100	PERF F/A X100	TT7 DEG R	EPR	THRUST LRF
1	9830.	-1.4780	1.3810	1392.	1.850	18434.
2	9930.	1.5240	1.4300	1428.	1.850	18644.
3	9870.	1.5930	1.4020	1390.	1.850	18644.
4	9880.	1.5570	1.4270	1437.	1.850	18644.
5	-9570.	1.5440	-1.3530	1410.	1.850	18421.
7	9650.	1.5350	-1.3460	1374.	1.850	18421.
8	10050.	1.6210	1.3880	-1347.	1.850	18421.
11	9970.	-1.4910	1.3980	1392.	1.850	18391.
12	10010.	1.5220	1.4120	1410.	1.850	18385.
13	9760.	1.5570	1.3600	1356.	1.850	18529.
14	9690.	1.5870	-1.3510	1356.	1.850	18532.
15	9860.	1.6160	1.3930	1392.	1.850	18532.
17	10160.	1.5290	1.4490	1428.	1.850	18470.

NOTE- MINUS SIGNS DENOTE OUTLYING VALUES

JT30-7 • 1200 HOUR TEST SERIES •

MONF 3

UNIT	CORR FU FL LBM/HR	COR CB F/A X100	COR PF F/A X100	CORR TT7 DEG R	COR THRUST LBF
1	9765.	1.5250	1.4250	1436.	18600.
2	9835.	1.5460	1.4510	1449.	18600.
3	9775.	1.6160	1.4220	1410.	18600.
4	9785.	1.5800	1.4480	1458.	18600.
5	-9588.	1.5690	1.3740	1432.	18600.
7	9668.	1.5590	1.3670	1395.	18600.
8	10069.	1.6460	1.4100	1368.	18600.
11	10035.	-1.5050	1.4110	1405.	18600.
12	10078.	1.5360	1.4260	1423.	18600.
13	9693.	1.5910	1.3900	1385.	18600.
14	-9622.	1.6210	1.3800	1385.	18600.
15	9791.	1.6510	1.4230	1422.	18600.
17	10060.	1.5810	-1.4990	1477.	18600.

NOTE - MINUS SIGNS DENOTE OUTLYING VALUES

JT30-7 * 1200 HOUR TEST SERIES *

MODE 3

UNIT	CO2 CONC PER CENT	CO CONC PPM	HC CONC PPM	NO CONC PPM	NOX CONC PPM
1	-3.110	-10.0	3.8	-80.2	84.5
2	3.211	24.4	4.4	88.6	93.1
3	3.359	-27.7	1.7	95.6	97.5
4	3.283	27.0	3.4	83.7	89.1
5	3.258	21.1	4.3	86.9	86.8
7	3.236	21.4	8.0	86.4	82.6
8	3.420	21.6	6.7	89.9	86.7
11	-3.143	18.8	3.4	93.9	92.0
12	3.208	20.3	6.1	97.9	98.9
13	3.297	18.4	3.1	-164.5	-160.9
14	3.351	22.5	4.7	100.9	99.0
15	3.412	23.0	4.9	95.4	92.9
17	3.222	21.2	15.6	90.4	87.0

NOTE- MINUS SIGNS DENOTE OUTLYING VALUES

JT3D-7 • 1200 HOUR TEST SERIES •

MODE 3

UNIT	CO2 EI LB/KLB FU	CO EI LB/KLB FU	HC EI LB/KLB FU	NO EI LB/KLB FU	NOX EI LB/KLB FU	SMK NUMRER FRONT SIDE
1	3147.	-.64	.43	8.49	8.94	48.19
2	3150.	1.53	.47	9.09	9.54	44.37
3	3151.	-1.66	.18	9.37	9.56	46.58
4	3150.	-1.65	.35	8.40	8.94	48.19
5	3153.	1.30	.46	8.79	8.79	49.42
7	3151.	1.32	.85	8.79	8.79	53.95
8	3152.	1.27	.67	8.66	8.66	54.44
11	3153.	1.20	.38	9.85	9.85	48.95
12	3152.	1.27	.66	10.06	10.16	48.43
13	3156.	1.12	.72	-16.51	-16.51	-21.10
14	3155.	1.35	.48	9.93	9.93	52.44
15	3155.	1.35	.50	9.22	9.22	53.26
17	3152.	1.32	1.66	9.24	9.24	55.26

NOTE- MINUS SIGNS DENOTE OUTLYING VALUES

JT3D-7 * 1200 HOUR TEST SERIES *

MODE 3

UNIT	FCO X100	FHC X100	FNO X100	STD FCO X100	STD FHC X100	STD FNO X100
1	59.5630	65.4740	82.8260	75.6600	84.4290	96.0580
2	67.3790	69.2840	82.0580	75.9900	78.9270	94.5190
3	80.9850	76.3840	84.0000	92.0240	87.0920	96.7750
4	71.7540	69.2840	82.0580	81.1810	78.9270	94.5190
5	67.0660	64.2560	78.5320	75.6460	72.1800	92.5150
7	87.7830	109.8650	89.2960	99.4180	124.0660	105.3260
8	86.4260	78.1380	82.3030	98.4580	87.9410	97.0000
11	78.5750	104.0310	88.1750	84.3370	111.1060	102.5840
12	71.3810	77.8810	81.6330	76.6150	82.9800	95.6600
13	80.0170	85.7280	86.2300	95.6950	102.8000	100.6950
14	89.3650	94.3230	88.2220	107.5000	113.2890	103.0630
15	71.8630	56.9210	78.1650	86.2280	67.9010	91.1680
17	61.8960	59.3660	81.6210	81.0340	78.3470	94.3520

NOTE- MINUS SIGNS DENOTE OUTLYING VALUES

JT3D-7 * 1200 HOUR TEST SERIES *

MODE 3

UNIT	NREC CO FI LB/KLB FU	NREC HC EI LB/KLB FU	NRE CNO EI LB/KLB FU	NR CNOX EI LB/KLB FU	SMK NUMBER CORRECTED
1	-.51	.33	10.57	11.13	48.19
2	1.35	.41	11.25	11.81	44.37
3	1.46	.16	11.67	11.90	46.58
4	1.46	.31	10.39	11.06	48.19
5	1.15	.41	11.12	11.12	49.42
7	1.17	.76	11.14	11.14	53.95
8	1.11	.60	10.96	10.96	54.44
11	1.12	.35	11.45	11.45	48.95
12	1.18	.61	11.79	11.91	48.43
13	.94	.27	-19.28	-19.28	-21.10
14	1.12	.40	11.60	11.60	52.44
15	1.13	.42	10.76	10.76	53.26
17	1.01	1.26	11.47	11.47	55.26

NOTE- MINUS SIGNS DENOTE OUTLYING VALUES

JT30-7 * 1200 HOUR TEST SERIES *

MODE 4

UNIT	N1 SPEED PER CENT	N2 SPEED PER CENT	CORR N1 PER CENT	CORR N2 PER CENT
1	-94.00	-97.50	95.48	99.04
2	95.00	98.20	95.69	98.92
3	96.50	99.00	-97.21	99.72
4	95.00	98.90	95.69	99.62
5	96.00	98.00	96.75	98.76
7	95.00	100.00	95.74	100.78
8	-94.50	99.00	95.24	99.77
11	95.50	100.00	95.96	100.49
12	96.00	98.50	96.47	98.98
13	95.60	99.80	96.63	100.88
14	96.20	100.20	-97.24	101.28
15	95.40	-96.80	96.43	97.84
17	94.90	-97.00	96.52	98.65

NOTE- MINUS SIGNS DENOTE OUTLYING VALUES

JT3D-7 * 1200 HOUR TEST SERIES *

MODE 4

UNIT	FUEL FLOW LBM/HR	CR F/A X100	PERF F/A X100	TT7 DEG R	EPR	THRUST LAF
1	8250.	-1.3360	1.2740	1293.	1.660	15684.
2	8200.	1.3680	1.3030	1338.	1.660	15863.
3	8350.	1.4310	1.3090	1302.	1.660	15863.
4	8270.	1.3860	1.3230	1356.	1.660	15863.
5	8340.	1.3950	1.3100	1338.	1.660	15674.
7	-7980.	1.3800	-1.2270	1284.	1.660	15674.
8	8180.	1.4310	1.2630	1293.	1.660	15674.
11	8350.	-1.3390	1.2870	1293.	1.660	15648.
12	8150.	1.3680	1.2600	1302.	1.660	15643.
13	8130.	1.4170	1.2580	1284.	1.660	15765.
14	8170.	1.4270	1.2640	1284.	1.660	15768.
15	-7880.	1.4220	-1.2280	1302.	1.660	15768.
17	8240.	1.3770	1.2890	1320.	1.660	15716.

NOTE- MINUS SIGNS DENOTE OUTLYING VALUES

JT3D-7 * 1200 HOUR TEST SERIES *

MODE 4

UNIT	CORR FU FL LBM/HR	COR CB F/A X100	COR PF F/A X100	CORR TT7 DEG R	COR THRUST LBF
1	8195.	1.3790	1.3150	1334.	15826.
2	8121.	1.3880	1.3220	1357.	15826.
3	8270.	1.4520	1.3280	1321.	15826.
4	8191.	1.4070	1.3430	1376.	15826.
5	8356.	1.4160	1.3300	1359.	15826.
7	-7995.	1.4010	1.2470	1304.	15826.
8	8195.	1.4530	1.2820	1313.	15826.
11	8404.	-1.3520	1.2990	1305.	15826.
12	8264.	1.3810	1.2720	1314.	15826.
13	8074.	1.4470	1.2850	1312.	15826.
14	8113.	1.4570	1.2920	1312.	15826.
15	-7825.	1.4530	1.2540	1330.	15826.
17	8159.	1.4250	1.3330	1365.	15826.

NOTE- MINUS SIGNS DENOTE OUTLYING VALUES

JT3D-7 • 1200 HOUR TEST SERIES •

MODE 4

UNIT	CO2 CONC PER CENT	CO CONC PPM	HC CONC PPM	NO CONC PPM	NOX CONC PPM
1	-2.807	19.3	1.9	64.4	69.8
2	2.877	29.8	1.9	69.0	75.4
3	3.012	29.8	1.4	73.9	77.5
4	2.917	33.2	1.9	65.9	73.2
5	2.937	27.1	2.5	70.7	72.0
7	2.904	29.8	4.4	67.5	67.1
8	3.014	26.3	3.1	68.4	68.5
11	-2.818	23.8	1.9	74.2	74.5
12	2.880	26.8	2.6	77.3	78.6
13	2.987	20.3	1.9	-122.0	-121.8
14	3.007	27.1	2.6	79.4	80.2
15	2.996	33.6	2.7	70.3	72.2
17	2.900	30.4	6.8	69.1	69.3

NOTE- MINUS SIGNS DENOTE OUTLYING VALUES

JT3D-7 • 1200 HOUR TEST SERIES •

MODE 4

UNIT	CO2 EI LB/KLB FU	CO EI LB/KLB FU	HC EI LB/KLB FU	NO FI LB/KLB FU	NOX EI LB/KLB FU	SMK NUMBER FRONT SIDE
1	-3146.	1.37	.23	7.54	8.18	48.43
2	3150.	2.08	.23	7.90	8.63	46.18
3	3150.	1.99	.16	8.08	8.48	47.51
4	3149.	2.28	.23	7.44	8.26	48.57
5	3152.	1.85	.29	7.94	8.08	54.04
7	3151.	2.06	.53	7.65	7.65	55.16
8	3152.	1.75	.35	7.44	7.49	56.58
11	3153.	1.69	.23	8.68	8.71	48.95
12	3152.	1.87	.31	8.85	8.99	50.00
13	3155.	1.36	.22	-13.48	-13.48	-20.79
14	3155.	1.81	.30	8.71	8.80	55.13
15	3154.	2.25	.31	7.74	7.94	54.64
17	3153.	2.10	.81	7.85	7.88	56.68

NOTE- MINUS SIGNS DENOTE OUTLYING VALUES

JT3D-7 • 1200 HOUR TEST SERIES •

MODE 4

UNIT	FCO X100	FHC X100	FNO X100	STD FCO X100	STD FHC X100	STD FNO X100
1	-36.6190	39.9250	73.5480	45.0370	50.9910	85.1060
2	40.6800	43.8520	73.5200	45.1290	49.7500	84.6030
3	48.9470	51.5010	76.4190	54.6540	58.5120	87.9680
4	45.0330	50.4820	76.0520	50.0800	57.3430	87.5420
5	41.9800	43.0990	71.3450	46.5560	48.2300	83.9730
7	50.2890	64.2560	78.5320	55.8730	72.1800	92.5150
8	49.4150	52.7000	74.8800	55.0570	59.0860	88.1740
11	47.0390	63.9490	78.4700	49.9420	68.0050	91.2310
12	42.3420	47.4090	72.4600	44.9440	50.3630	84.8520
13	52.2300	61.6080	79.6660	-61.0810	73.5460	92.9320
14	55.3030	66.6120	81.1690	-64.8190	-79.6280	-94.7190
15	-38.5730	-33.5790	68.8180	44.8410	39.7860	80.1390
17	-37.0380	36.1080	72.4280	46.6600	47.1610	83.5220

NOTE- MINUS SIGNS DENOTE OUTLYING VALUES

JT3D-7 • 1200 HOUR TEST SERIES •

MODE 4

UNIT	NREC CO EI LB/KLB FU	NREC HC EI LB/KLB FU	NRE CNO EI LB/KLB FU	NR CNOX EI LB/KLB FU	SMK NUMBER CORRECTED
1	-1.12	.18	9.37	10.17	48.43
2	1.87	.20	9.76	10.67	46.18
3	1.78	.14	9.99	10.48	47.51
4	2.05	.20	9.20	10.21	48.57
5	1.67	.26	10.03	10.22	54.04
7	1.85	.47	9.68	9.68	55.16
8	1.57	.31	9.46	9.48	56.58
11	1.59	.22	10.84	10.88	48.95
12	1.76	.29	11.13	11.30	50.00
13	-1.16	.19	-15.72	-15.72	-20.79
14	1.54	.25	10.16	10.26	55.13
15	1.93	.26	9.68	9.93	54.64
17	1.67	.62	9.72	9.76	56.68

NOTE- MINUS SIGNS DENOTE OUTLYING VALUES

JT30-7 * 1200 HOUR TEST SERIES *

MODE 5

UNIT	N1 SPEED PER CFNT	N2 SPEED PER CFNT	CORR N1 PER CFNT	CORR N2 PER CENT
1	85.00	93.00	86.34	94.47
2	86.00	94.00	86.63	94.69
3	86.00	94.20	86.63	94.89
4	85.50	94.00	86.12	94.69
5	85.00	93.00	85.66	93.73
7	85.00	95.00	85.66	95.74
8	85.00	94.00	85.66	94.73
11	86.00	95.00	86.42	95.46
12	85.00	94.00	85.41	94.46
13	84.80	94.40	85.71	95.42
14	86.20	95.00	87.13	96.02
15	85.40	-92.20	86.32	93.19
17	85.10	-92.80	86.55	94.38

NOTE- MINUS SIGNS DENOTE CUTLYING VALUES

JT3D-7 * 1200 HOUR TEST SERIES *

MODE 5

UNIT	FUEL FLOW LBM/HR	CB F/A X100	PERF F/A X100	TT7 DEG R	EPR	THRUST LRF
1	5800.	-1.1390	1.1330	1203.	1.390	10869.
2	5830.	1.1860	1.1600	1221.	1.390	10993.
3	5820.	1.2020	1.1370	1176.	1.390	10993.
4	5730.	1.1760	1.1480	1239.	1.390	10993.
5	5650.	1.1660	1.1070	1212.	1.390	10862.
7	5530.	1.1770	1.0590	-1158.	1.390	10862.
8	5660.	1.1870	1.0960	1185.	1.390	10862.
11	5700.	-1.1140	1.0980	1176.	1.390	10844.
12	5670.	1.1610	1.0920	1176.	1.390	10841.
13	-5430.	1.1540	-1.0540	1176.	1.390	10926.
14	5590.	1.1820	1.0850	1176.	1.390	10927.
15	5520.	1.1840	1.0800	1194.	1.390	10927.
17	5790.	1.1740	1.1330	1203.	1.390	10891.

NOTE- MINUS SIGNS DENOTE OUTLYING VALUES

JT3D-7 * 1200 HOUR TEST SERIES *

MODE 5

UNIT	CORR F11 FL LBM/HR	COR CR F/A X100	COR PF F/A X100	CORR TT7 DEG R	COR THRUST LBF
1	5761.	1.1760	1.1690	1241.	10968.
2	5774.	1.2040	1.1770	1239.	10968.
3	5764.	1.2190	1.1530	1193.	10968.
4	5475.	1.1930	1.1650	1257.	10968.
5	5661.	1.1840	1.1240	1231.	10968.
7	5540.	1.1960	1.0760	1176.	10968.
8	5671.	1.2060	1.1140	1203.	10968.
11	5737.	-1.1250	1.1090	1187.	10968.
12	5709.	1.1720	1.1030	1187.	10968.
13	-5393.	1.1790	1.0770	1201.	10968.
14	5551.	1.2070	1.1090	1201.	10968.
15	5481.	1.2090	1.1030	1220.	10968.
17	5733.	1.2150	1.1720	1244.	10968.

NOTE- MINUS SIGNS DENOTE OUTLYING VALUES

JT3D-7 • 1200 HOUR TEST SERIES •

MODE 5

UNIT	CO2 CONC PER CENT	CO CONC PPM	HC CONC PPM	NO CONC PPM	NOX CONC PPM
1	-2.384	62.9	2.5	43.8	51.1
2	2.488	62.0	1.7	44.6	54.6
3	2.519	66.4	2.5	48.3	55.8
4	2.464	67.8	1.9	40.7	51.8
5	2.445	68.6	2.7	43.4	48.2
7	2.468	69.6	4.3	40.3	46.5
8	2.492	53.8	2.7	43.1	47.7
11	-2.336	52.7	1.9	44.0	48.5
12	2.434	64.8	2.5	41.3	49.1
13	2.426	-31.2	1.9	-62.2	-67.1
14	2.480	65.4	2.8	44.4	52.5
15	2.482	-88.5	3.6	39.3	47.9
17	2.464	71.4	4.6	42.2	48.7

NOTE- MINUS SIGNS DENOTE OUTLYING VALUES

JT3D-7 • 1200 HOUR TEST SERIES •

MODE 3

UNIT	CO ₂ EI LB/KLB FU	CO EI LB/KLB FU	HC EI LB/KLB FU	NO EI LB/KLB FU	NOX EI LB/KLB FU	SMK NUMBER FRONT SIDE
1	-3140.	5.27	.35	6.03	7.04	49.61
2	3145.	4.99	.24	5.89	7.21	47.24
3	3144.	5.28	.33	6.30	7.29	49.80
4	3144.	5.51	.26	5.43	6.91	48.69
5	3146.	5.62	.37	5.84	6.49	53.05
7	3145.	5.65	.60	5.37	6.20	55.05
8	3148.	4.32	.37	5.69	6.30	57.61
11	3148.	4.52	.28	6.20	6.84	52.11
12	3147.	5.33	.36	5.59	6.64	49.09
13	3151.	-2.58	.28	-8.45	-9.12	-19.53
14	3149.	5.28	.39	5.89	6.97	-58.04
15	3146.	-7.14	.50	5.21	6.35	53.95
17	3147.	5.80	.65	5.64	6.51	56.90

NOTE- MINUS SIGNS DENOTE OUTLYING VALUES

JT30-7 * 1200 HOUR TEST SERIES *

MODE 5

UNIT	FCO X100	FHC X100	FNO X100	STD FCO X100	STD FHC X100	STD FNO X100
1	-17.3660	14.9450	57.8210	20.5500	18.7760	66.6500
2	20.0390	17.5350	58.7460	21.8510	19.7520	67.4880
3	20.8910	18.3620	59.4170	22.8050	20.6910	68.2640
4	19.7610	17.5350	58.7460	21.5350	19.7520	67.4880
5	17.6390	14.2180	54.3520	19.1230	15.7670	63.8380
7	22.2900	22.5640	60.9060	24.2430	25.1120	71.5950
8	20.2650	17.9710	57.5880	22.0260	19.9650	67.6660
11	20.4650	22.2690	60.7150	21.4330	23.5770	70.4930
12	19.4920	17.7150	56.9450	20.4270	18.7240	66.6040
13	20.3160	19.8250	60.4770	22.9080	23.3430	70.3210
14	22.4360	22.6790	62.5080	25.3860	26.7510	72.7150
15	-16.5140	-11.8550	53.2670	18.5950	13.8870	61.8650
17	17.7640	14.3260	57.7360	21.4350	18.4050	66.3230

NOTE- MINUS SIGNS DENOTE OUTLYING VALUES

JT30-7 * 1200 HOUR TEST SERIES *

MODE 5

UNIT	NREC CO EI LB/KLB FU	NREC MC EI LB/KLB FU	NRE CNO EI LB/KLB FU	NR CNOX EI LB/KLB FU	SMK NUMBER CORRECTED
1	4.46	.28	7.47	8.71	49.61
2	4.58	.21	7.27	8.90	47.24
3	4.84	.30	7.77	8.99	49.80
4	5.05	.23	6.70	8.53	48.69
5	5.18	.34	7.36	8.19	53.05
7	5.19	.54	6.78	7.83	55.05
8	3.98	.33	7.18	7.95	57.61
11	4.32	.26	7.73	8.52	52.11
12	5.09	.34	7.02	8.34	49.09
13	-2.29	.23	-10.55	-11.39	-19.53
14	4.67	.33	7.36	8.71	-58.04
15	-6.34	.42	-6.49	7.92	53.95
17	4.81	.51	6.95	8.03	56.90

NOTE- MINUS SIGNS DENOTE OUTLYING VALUES

JT3D-7 * 1200 HOUR TEST SERIES *

MODE 6

UNIT	N1 SPEED PER CENT	N2 SPEED PER CENT	CORR N1 PER CENT	CORR N2 PER CENT
1	69.00	86.00	70.09	87.36
2	70.00	86.50	70.51	87.13
3	70.00	86.70	70.51	87.33
4	69.00	86.50	69.50	87.13
5	70.50	86.50	71.05	87.17
7	67.50	87.00	68.03	87.68
8	67.00	87.00	67.52	87.68
11	68.00	87.00	68.33	87.42
12	69.00	86.50	69.33	86.92
13	67.00	86.00	67.72	86.93
14	-71.80	88.50	-72.57	-89.45
15	67.00	-84.60	67.72	85.51
17	67.00	-84.80	68.14	86.25

NOTE- MINUS SIGNS DENOTE OUTLYING VALUES

JT30-7 * 1200 HOUR TEST SERIES *

MODE 6

UNIT	FUEL FLOW LBM/HR	CB F/A X100	PERF F/A X100	TT7 DEG R	EPR	THRUST LAF
1	3300.	.9550	.9340	1086.	1.170	5585.
2	3370.	.9580	.9720	1104.	1.170	5648.
3	3380.	.9830	.9600	1068.	1.170	5648.
4	3330.	.9450	.9650	1113.	1.170	5648.
5	3430.	.9470	.9780	1104.	1.170	5581.
7	3070.	.9330	.8540	-1050.	1.170	5581.
8	3150.	.9040	.8910	1086.	1.170	5581.
11	3140.	.8900	.8720	-1050.	1.170	-5572.
12	3270.	.9350	.9150	1068.	1.170	-5570.
13	-2970.	-.8790	-.8380	1068.	1.170	5613.
14	3440.	.9550	.9710	1068.	1.170	5614.
15	3060.	.8940	.8630	1068.	1.170	5614.
17	3140.	.9100	.8870	1077.	1.170	5596.

NOTE- MINUS SIGNS DENOTE OUTLYING VALUES

JT3D-7 * 1200 HOUR TEST SERIES *

MODE 6

UNIT	CORR FU FL LBM/HR	COR CB F/A X100	COR PF F/A X100	CORR TT7 DEG R	COR THRUST LBF
1	3278.	.9850	.9640	1120.	5635.
2	3338.	.9720	.9870	1120.	5635.
3	3348.	.9970	.9740	1083.	5635.
4	3298.	.9590	.9790	1129.	5635.
5	3436.	.9610	.9930	1121.	5635.
7	3076.	.9480	.8670	1066.	5635.
8	3156.	.9180	.9050	1103.	5635.
11	3160.	.8990	.8800	1060.	5635.
12	3292.	.9440	.9240	1078.	5635.
13	-2950.	.8980	.8560	1091.	5635.
14	3416.	.9750	.9920	1091.	5635.
15	3039.	.9140	.8820	1091.	5635.
17	3109.	.9410	.9170	1114.	5635.

NOTE- MINUS SIGNS DENOTE OUTLYING VALUES

JT3D-7 * 1200 HOUR TEST SERIES *

MODE 6

UNIT	CO2 CONC PER CENT	CO CONC PPM	HC CONC PPM	NO CONC PPM	NOX CONC PPM
1	1.979	168.9	12.7	29.8	34.2
2	1.993	204.7	15.3	22.0	33.6
3	2.041	176.4	13.4	21.1	35.6
4	1.958	192.5	12.5	27.1	33.1
5	1.961	201.2	16.8	28.5	29.3
7	1.933	196.4	18.5	-16.7	26.5
8	1.875	162.3	12.9	20.2	26.8
11	1.847	163.2	10.8	25.9	27.4
12	1.937	186.6	16.1	19.7	29.4
13	-1.835	-81.3	-4.6	27.6	31.2
14	1.983	174.9	15.2	20.7	31.1
15	1.849	219.3	22.2	19.6	26.2
17	1.893	208.1	20.3	-17.1	27.2

NOTE- MINUS SIGNS DENOTE OUTLYING VALUES

JT3D-7 • 1200 HOUR TEST SERIES •

MODE 6

UNIT	CO2 EI LB/KLB FU	CO EI LB/KLB FU	HC EI LB/KLB FU	NO EI LB/KLB FU	NOX EI LB/KLB FU	SMK NUMBER FRONT SIDE
1	3116.	16.93	2.19	4.91	5.62	39.61
2	3114.	20.46	2.62	3.62	5.51	40.92
3	3120.	17.16	2.25	3.38	5.68	43.44
4	3117.	19.50	2.17	4.50	5.50	40.00
5	3116.	20.35	2.92	4.73	4.86	48.32
7	3117.	19.12	3.26	-2.82	4.46	48.81
8	3122.	17.20	2.35	3.52	4.66	50.73
11	3123.	17.56	2.00	4.58	4.84	47.24
12	3118.	19.11	2.83	3.32	4.95	39.74
13	-3142.	-8.87	-0.85	4.94	5.58	-12.76
14	3123.	17.53	2.61	3.41	5.12	-52.75
15	3110.	-23.48	4.07	3.45	4.62	49.67
17	3114.	21.90	3.67	2.96	4.70	46.40

NOTE- MINUS SIGNS DENOTE OUTLYING VALUES

JT3D-7 • 1200 HOUR TEST SERIES •

MODE 6

UNIT	FCO X100	FHC X100	FNO X100	STD FCO X100	STD FHC X100	STD FNO X100
1	6.6570	2.9610	38.8990	7.6050	3.6240	44.5530
2	6.8460	3.0960	38.4110	7.3210	3.4400	43.9930
3	7.1720	3.2400	38.8440	7.6790	3.6040	44.4930
4	6.7620	3.0960	38.4110	7.2280	3.4400	43.9930
5	6.8420	3.1710	37.6520	7.2800	3.4740	44.0980
7	7.1210	3.5570	38.7180	7.5770	3.9000	45.3570
8	6.9230	3.5570	38.7190	7.3570	3.9000	45.3570
11	6.7970	3.5060	38.5950	7.0300	3.6780	44.7140
12	6.7260	3.1250	37.2400	6.9600	3.2750	43.4690
13	6.1020	2.8460	37.5860	6.6650	3.2800	43.4850
14	8.6060	-5.1380	-43.4320	-9.4780	-5.9620	-50.3300
15	-5.3180	2.0420	34.6630	5.8020	2.3460	40.0720
17	-5.6180	2.2480	36.6890	6.4550	2.7960	41.8270

NOTE- MINUS SIGNS DENOTE OUTLYING VALUES

JT3D-7 • 1200 HOUR TEST SERIES •

MODE 6

UNIT	NREC CO EI LB/KLB FU	NREC HC EI LB/KLB FU	NRE CNO EI LB/KLB FU	NR CNOX EI LB/KLB FU	SMK NUMBER CORRECTED
1	14.82	1.79	6.04	6.92	39.61
2	19.13	2.36	4.45	6.78	40.92
3	16.03	2.02	4.15	6.99	43.44
4	18.25	1.95	5.54	6.77	40.00
5	19.12	2.67	5.95	6.11	48.32
7	17.97	2.97	-3.54	5.61	48.81
8	16.18	2.14	4.43	5.86	50.73
11	16.98	1.91	5.70	6.02	47.24
12	18.47	2.70	4.16	6.21	39.74
13	-8.12	-0.74	6.14	6.93	-12.76
14	15.92	2.25	4.24	6.37	-52.75
15	21.52	3.55	4.29	5.73	49.67
17	19.06	2.95	3.63	5.75	46.40

NOTE- MINUS SIGNS DENOTE OUTLYING VALUES

JT3D-7 • 1200 HOUR TEST SERIES •

MODE 7

UNIT	N1 SPFFD PER CENT	N2 SPFFD PER CENT	CORR N1 PER CENT	CORR N2 PER CENT
1	35.50	64.00	36.06	-65.01
2	36.00	63.50	36.26	63.96
3	36.00	63.50	36.26	63.96
4	36.00	64.00	36.26	64.47
5	36.00	-63.00	36.28	63.49
7	35.00	64.00	35.27	64.50
8	35.00	64.00	35.27	64.50
11	35.00	64.00	35.17	64.31
12	36.00	64.00	36.17	64.31
13	34.90	-63.20	35.28	63.88
14	35.70	63.60	36.08	64.29
15	36.30	63.50	36.69	64.18
17	36.20	64.00	36.82	-65.09

NOTE - MINUS SIGNS DENOTE OUTLYING VALUES

JT3D-7 • 1200 HOUR TEST SERIES •

MODE 7

UNIT	FUEL FLOW LPM/HR	CR F/A X100	PERF F/A X100	TT7 DEG R	EPR	THRUST LRF
1	1260.	.7900	.7740	1014.	1.050	-1367.
2	1320.	.7960	.8390	1030.	1.025	1308.
3	1330.	.8320	.8320	996.	1.050	1308.
4	1370.	.8020	.8620	1041.	-1.060	1344.
5	1280.	.7640	.8170	1032.	1.030	1259.
7	1205.	.7810	.7270	-978.	1.040	1330.
8	1280.	.7710	.7900	1025.	1.040	1330.
11	1290.	.7480	.7700	-960.	1.025	1314.
12	1260.	.7610	.7650	996.	1.020	1314.
13	1160.	-.7180	.7340	1014.	1.030	1294.
14	1240.	.7440	.7620	-978.	1.050	1323.
15	1340.	.8000	.8470	1032.	1.040	1315.
17	1335.	.7980	.8250	1023.	1.050	-1375.

NOTE- MINUS SIGNS DENOTE OUTLYING VALUES

JT30-7 • 1200 HOUR TEST SERIES •

MODE 7

UNIT	CORR FU FL LRM/HR	COR CB F/A X100	COR PF F/A X100	CORR TT7 DEG R	COR THRUST LBF
1	1252.	.8150	.7990	1046.	-1379.
2	1307.	.8080	.8510	1045.	1305.
3	1317.	.8440	.8440	1010.	1305.
4	1357.	.8130	.8750	1056.	1341.
5	1282.	.7760	.8300	1048.	1271.
7	1207.	.7930	.7380	993.	1343.
8	1282.	.7830	.8020	1041.	1343.
11	1298.	.7560	.7779	-969.	1329.
12	1269.	.7680	.7730	1005.	1329.
13	-1152.	.7340	.7500	1036.	1299.
14	1231.	.7600	.7780	999.	1326.
15	1331.	.8180	.8660	1054.	1320.
17	1322.	.8250	.8540	1058	-1385.

NOTE- MINUS SIGNS DENOTE OUTLYING VALUES

JT3D-7 * 1200 HOUR TEST SERIES *

MODE 7

UNIT	CO2 CONC PER CENT	CO CONC PPM	HC CONC PPM	NO CONC PPM	NOX CONC PPM
1	1.423	781.3	490.4	10.5	15.7
2	1.444	840.2	451.2	7.3	15.7
3	1.504	865.8	493.1	7.0	-17.1
4	1.459	856.2	434.1	9.9	16.0
5	1.375	830.0	464.6	10.7	11.0
7	1.431	760.5	416.8	6.4	10.3
8	1.409	750.1	422.7	8.2	11.1
11	1.366	782.2	399.7	9.2	10.6
12	1.372	798.9	458.9	4.9	10.4
13	1.379	-653.3	-193.3	9.3	10.7
14	1.352	756.4	427.4	6.1	10.7
15	1.461	822.0	436.2	7.7	11.2
17	1.422	895.2	523.6	5.5	10.3

NOTE- MINUS SIGNS DENOTE OUTLYING VALUES

JT3D-7 * 1200 HOUR TEST SERIES *

MODE 7

UNIT	CO ₂ EI LB/KLB FU	CO EI LB/KLB FU	HC EI LB/KLB FU	NO EI LB/KLB FU	NOX EI LB/KLB FU	SMK NUMRER FRONT SIDE
1	2719.	95.00	102.44	2.09	3.13	14.56
2	2738.	101.39	93.54	1.44	3.12	17.08
3	2728.	99.93	97.78	1.33	3.24	18.08
4	2747.	102.60	89.37	1.94	3.15	17.23
5	2716.	104.38	100.37	2.21	2.27	20.65
7	2767.	93.59	98.11	1.28	2.08	20.53
8	2760.	93.53	90.55	1.68	2.27	-27.97
11	2756.	100.43	88.17	1.93	2.24	21.57
12	2724.	100.94	99.61	1.02	2.15	15.93
13	-2899.	-97.38	-44.41	2.05	2.35	-10.39
14	2744.	97.74	94.88	1.30	2.27	25.23
15	2756.	98.68	89.95	1.52	2.20	24.67
17	2691.	107.84	108.36	1.10	2.04	23.92

NOTE- MINUS SIGNS DENOTE OUTLYING VALUES

JY3D-7 * 1200 HOUR TEST SERIES *

MODE 7

UNIT	FCO X100	FHC X100	FNO X100	STD FCO X100	STD FHC X100	STD FNO X100
1	.2120	.0890	-16.5160	-.2160	-.1040	-18.6870
2	.2090	.0880	16.1030	.2120	.0960	18.3350
3	.2090	.0880	16.1030	.2120	.0960	18.3350
4	.2110	.0920	16.2500	.2140	.0990	18.5040
5	-.2080	-.0870	15.6200	.2100	.0920	18.1770
7	.2130	.0930	15.9070	.2140	.1000	18.5140
8	.2130	.0930	15.9070	.2140	.1000	18.5140
11	.2130	.0950	15.9900	.2130	.0980	18.4510
12	.2130	.0950	15.8680	.2130	.0980	18.4510
13	-.2080	-.0860	15.9600	.2110	.0950	18.3070
14	.2100	.0880	16.0750	.2130	.0980	18.4430
15	.2090	.0880	16.0450	.2130	.0970	18.4090
17	.2110	.0880	-16.6190	-.2160	-.1040	-18.7140

NOTE- MINUS SIGNS DENOTE OUTLYING VALUES

JT3D-7 * 1200 HOUR TEST SERIES *

MODE 7

UNIT	NREC CO FI LB/KL ^A FU	NREC HC EI LB/KL ^B FU	NRE CNO FI LB/KL ^A FU	NR CNOX EI LB/KL ^A FU	SMK NUMBER CORRECTED
1	93.17	88.29	2.54	3.81	14.56
2	99.99	86.28	1.76	3.82	17.08
3	98.55	90.19	1.63	3.96	18.08
4	101.18	82.41	2.38	3.85	17.23
5	103.79	94.15	2.76	2.83	20.65
7	93.05	82.60	1.60	2.60	20.53
8	92.99	84.88	2.11	2.83	-27.97
11	100.47	85.50	2.39	2.77	21.57
12	101.00	96.64	1.27	2.68	15.93
13	-86.08	-39.97	2.53	2.90	-10.39
14	96.28	95.34	1.61	2.80	25.23
15	97.20	80.92	1.87	2.71	24.67
17	105.39	91.86	1.33	2.47	23.92

NOTE - MINUS SIGNS DENOTE OUTLYING VALUES

JT3D-7 • 1200 HOUR TEST SERIES •

MODE 8

UNIT	N1 SPEED PER CENT	N2 SPEED PER CENT	CORR N1 PER CENT	CORR N2 PER CENT
1	33.50	61.00	34.03	61.96
2	33.50	60.50	33.74	60.94
3	34.00	61.50	34.25	61.95
4	34.00	61.60	34.25	62.05
5	34.00	61.00	34.27	61.48
7	33.00	62.00	33.26	-62.48
8	33.00	61.00	33.26	61.48
11	33.00	61.00	33.16	61.30
12	32.50	60.00	32.66	60.29
13	32.80	60.80	33.15	61.46
14	33.30	61.00	33.66	61.66
15	34.40	61.00	-34.77	61.66
17	34.40	61.80	-34.99	-62.85

NOTE- MINUS SIGNS DENOTE OUTLYING VALUES

JT30-7 * 1200 HOUR TEST SERIES *

MODE B

UNIT	FUEL FLOW LBM/HR	CB F/A X100	PERF F/A X100	TT7 DEG R	EPR	THRUST LRF
1	1210.	.8150	.8190	1014.	1.030	1151.
2	1255.	.8180	.8820	1030.	1.025	1090.
3	1290.	.8560	.8610	996.	1.050	1163.
4	1330.	.8210	.9030	1041.	-1.060	1170.
5	1250.	.7850	.8500	1023.	1.020	1115.
7	1160.	.8280	.7580	-978.	1.030	-1187.
8	1240.	.7980	.8350	1005.	1.030	1115.
11	1240.	.7710	.8160	-960.	1.015	1101.
12	1170.	.7890	.8130	996.	1.010	1029.
13	-1070.	-.7340	-.7340	1014.	1.030	1120.
14	1170.	.7660	.7830	-978.	1.050	1135.
15	1280.	.8240	.8790	1032.	1.040	1135.
17	1305.	.8090	.8610	1014.	1.040	-1217.

NOTE - MINUS SIGNS DENOTE OUTLYING VALUES

AD-A070 576

NORTHERN RESEARCH AND ENGINEERING CORP CAMBRIDGE MASS

F/G 13/2

TIME DEGRADATION FACTORS FOR TURBINE ENGINE EXHAUST EMISSIONS. --ETC(U)

MAY 78

DOT-FA74NA-1100

UNCLASSIFIED

NREC-1238-9

FAA-RD-78-56-4

NL

3 of 4
AD
A070576



JT30-7 * 1200 HOUR TEST SERIES *

MODE 8

UNIT	CORR FU FL LBM/HR	COR CB X100	F/A COR PF X100	F/A CORR TT7 DEG R	COR THRUST LBF
1	1202.	.8410	.8450	1046.	1101.
2	1243.	.8300	.8950	1045.	1068.
3	1278.	.8680	.8730	1010.	1160.
4	1317.	.8330	.9170	1056.	1168.
5	1252.	.7970	.8630	1039.	1126.
7	1182.	.8410	.7700	993.	-1199.
8	1242.	.8100	.8490	1020.	1126.
11	1248.	.7780	.8240	-969.	1113.
12	1178.	.7970	.8210	1005.	1041.
13	-1063.	.7500	.7490	1036.	1125.
14	1162.	.7830	.8000	999.	1139.
15	1271.	.8420	.8980	1054.	1139.
17	1292.	.8370	.8910	1049.	-1225.

NOTE- MINUS SIGNS DENOTE OUTLYING VALUES

JT30-7 • 1200 HOUR TEST SERIES •

MODE 8

UNIT	CO2 CONC PER CENT	CO CONC PPM	HC CONC PPM	NO CONC PPM	NOX CONC PPM
1	1.432	854.0	605.3	9.8	15.5
2	1.446	927.1	567.8	5.9	15.2
3	1.521	921.6	578.8	5.9	-17.2
4	1.464	930.4	525.0	8.6	15.7
5	1.384	899.2	555.1	10.0	10.5
7	1.500	826.4	492.6	6.2	10.2
8	1.429	835.2	516.1	7.1	10.2
11	1.373	862.0	504.6	8.4	10.1
12	1.378	898.8	601.7	4.4	9.5
13	1.395	-699.7	-234.8	8.6	10.4
14	1.363	827.7	522.1	5.2	10.0
15	1.477	891.9	523.6	6.9	10.5
17	1.408	960.1	622.6	5.3	9.8

NOTE- MINUS SIGNS DE NOTE OUTLYING VALUES

JT3D-7 • 1200 HOUR TEST SERIES •

MODE A

UNIT	CO ₂ FI LB/KLB FU	CO EI LB/KLB FU	HC FI LB/KLB FU	NO FI LB/KLB FU	NO _x EI LB/KLB FU	SMK NUMBER FRONT SIDE
1	2654.	100.73	122.66	1.90	3.00	15.01
2	2668.	108.90	114.59	1.13	2.94	17.94
3	2685.	103.50	111.67	1.09	3.17	18.26
4	2692.	108.91	105.77	1.66	3.03	16.82
5	2662.	110.11	116.78	2.01	2.11	21.24
7	2736.	-95.91	98.23	1.19	1.94	19.81
8	2705.	100.63	106.83	1.40	2.02	-27.51
11	2690.	107.49	108.10	1.71	2.06	21.33
12	2638.	109.49	125.92	.89	1.90	15.13
13	-2869.	-91.60	-52.80	1.85	2.23	-9.27
14	2686.	103.83	112.51	1.07	2.05	25.17
15	2707.	104.03	104.93	1.33	2.01	23.33
17	2630.	114.14	127.16	1.03	1.92	25.68

NOTE - MINUS SIGNS DENOTE OUTLYING VALUES

JT3D-7 • 1200 HOUR TEST SERIES •

MODE 8

UNIT	FCO X100	FHC X100	FNO X100	STD FCO X100	STD FHC X100	STD FNO X100
1	.2000	.0710	15.6510	.2040	.0820	17.6930
2	.1980	.0720	15.3460	.2000	.0780	17.4670
3	.2010	.0760	15.5410	.2030	.0820	17.6900
4	.2010	.0760	15.5600	.2040	.0830	17.7120
5	.2010	.0750	15.1140	.2020	.0800	17.5850
7	.2040	.0800	15.3360	-.2050	-.0850	-17.8440
8	.2010	.0750	15.1140	.2020	.0800	17.5850
11	.2020	.0770	15.2080	.2010	.0800	17.5450
12	.1980	.0730	14.9020	.1980	.0760	17.3230
13	.1990	.0720	15.3320	.2020	.0800	17.5800
14	.2000	.0730	15.3700	.2030	.0810	17.6250
15	.2000	.0730	15.3700	.2030	.0810	17.6250
17	.2020	.0750	-15.9670	-.2070	-.0880	-17.9660

NOTE- MINUS SIGNS DENOTE OUTLYING VALUES

JT3D-7 • 1200 HOUR TEST SERIES •

MODE 8

UNIT	NREC CO EI LA/KLA FU	NREC MC EI LA/KLB FU	NRF CNO EI LA/KLA FU	NR CNOX EI LA/KLA FU	SMK NUMBER CORRECTED
1	98.83	106.13	2.30	3.64	15.01
2	107.41	105.86	1.78	3.59	17.94
3	102.08	103.13	1.74	-3.88	18.26
4	107.42	97.68	2.03	3.70	16.82
5	109.50	109.66	2.52	2.63	21.24
7	-95.77	92.20	1.48	2.42	19.81
8	100.07	100.32	1.75	2.53	-27.51
11	107.54	104.93	2.12	2.55	21.33
12	109.57	122.33	1.11	2.37	15.13
13	-90.25	-47.61	2.28	2.74	-9.27
14	102.29	101.41	1.32	2.53	25.17
15	102.49	94.58	1.64	2.48	23.33
17	111.57	108.14	1.24	2.32	25.68

NOTE- MINUS SIGNS DENOTE OUTLYING VALUES

JT30-7 • 1800 HOUR TEST SERIES •

UNIT	TSO HR	TSB HR	AMB TEMP DEG R	AMB PRESS IN HG	AMB HUMID LB H2O/AIR
2	2075A.	1795.	516.7	29.95	.006550
4	18483.	1795.	516.7	29.95	.006550
5	18336.	1747.	529.2	29.90	.008860
7	18953.	1747.	526.2	29.90	.007840
8	19904.	1701.	523.7	29.90	.007710
11	17553.	1788.	519.7	29.96	.006930
13	191A2.	1817.	523.2	29.9A	.007230
14	20430.	1817.	522.7	29.97	.007350
15	20809.	1817.	521.7	29.97	.007130
17	27637.	1772.	520.2	30.04	.006790

JT30-7 • 1800 HOUR TEST SERIES •

MODE 1

UNIT	N1 SPEED PER CENT	N2 SPED PER CENT	CORR N1 PER CENT	CORR N2 PER CENT
2	33.50	60.00	33.56	60.12
4	33.00	60.50	33.06	60.62
5	34.00	-61.50	33.66	60.89
7	33.00	-61.50	32.76	61.06
8	32.00	60.00	31.85	59.71
11	32.20	60.00	32.17	59.94
13	32.50	60.20	32.36	59.94
14	32.50	60.20	32.38	59.97
15	-34.50	-61.50	-34.40	61.32
17	33.50	60.40	33.45	60.31

NOTE- MINUS SIGNS DENOTE OUTLYING VALUES

JT3D-7 • 1800 HOUR TEST SERIES •

MODE 1

UNIT	FUEL FLOW LBM/HR	CB F/A X100	PERF F/A X100	TT7 DEG R	EPR	THRUST LAF
2	1270.	.8640	.9110	1041.	1.020	1027.
4	1330.	.8550	.9560	-1086.	-1.060	1063.
5	1250.	.8690	.8610	1068.	1.040	1085.
7	1190.	.8420	.8060	1032.	1.030	1097.
8	1220.	.8610	.8510	978.	1.020	1011.
11	1280.	.8760	.9060	1014.	1.020	1017.
13	-1090.	.8100	-.7660	1014.	1.020	1016.
14	1180.	.8580	.8150	978.	1.040	1017.
15	1300.	.8640	.8710	1014.	1.040	1113.
17	1300.	.8830	.9080	1023.	1.040	1038.

NOTE- MINUS SIGNS DENOTE OUTLYING VALUES

JT3D-7 • 1800 HOUR TEST SERIES •

MODE 1

UNIT	CORR FU FL LBM/HR	COR CR X100	F/A COR PF F/A X100	COR TT7 DEG R	COR THRUST LBF
2	1269.	.8680	.9150	1045.	1028.
4	1329.	.8590	.9600	-1090.	1064.
5	1262.	.8510	.8440	1047.	1084.
7	1194.	.8300	.7950	1017.	1096.
8	1225.	.8530	.8420	-968.	1010.
11	1283.	.8740	.9050	1012.	1018.
13	-1097.	.8030	-.7590	1005.	1018.
14	1187.	.8510	.8080	-970.	1019.
15	1306.	.8590	.8660	1008.	1115.
17	1307.	.8810	.9060	1020.	1043.

NOTE - MINUS SIGNS DENOTE OUTLYING VALUES

JT30-7 • 1800 HOUR TEST SERIES •

MODE 1

UNIT	CO2 CONC PER CENT	CO CONC PPM	HC CONC PPM	NO CONC PPM	NOX CONC PPM
2	1.495	1022.7	704.2	7.4	9.5
4	1.505	977.9	625.1	5.3	9.6
5	1.538	962.1	609.4	9.3	10.6
7	1.494	910.3	585.3	6.1	9.2
8	1.493	960.8	706.3	6.1	9.2
11	1.534	996.2	657.9	5.5	9.9
13	1.549	-684.5	-256.7	8.9	10.7
14	1.480	976.9	717.8	6.0	9.0
15	1.513	999.0	641.1	6.2	9.5
17	1.539	1050.9	674.3	6.4	9.6

NOTE- MINUS SIGNS DENOTE OUTLYING VALUES

JT30-7 • 1800 HOUR TEST SERIES •

MONF 1

UNIT	CO2 EI LB/KLB FU	CO EI LA/KLB FU	HC EI LA/KLB FU	NO EI LA/KLB FU	NOX EI LA/KLB FU	SMK NUMBER FRONT SIDE
2	2613.	113.73	134.55	1.35	1.74	22.70
4	2657.	109.89	120.6A	.9A	1.77	22.38
5	2673.	106.43	115.80	1.69	1.92	20.62
7	2680.	103.93	114.80	1.14	1.73	21.70
8	2618.	107.23	135.43	1.11	1.69	25.10
11	2644.	109.27	123.97	.99	1.79	25.49
13	-2885.	-81.13	-52.26	1.73	2.09	-7.75
14	2605.	109.45	138.17	1.11	1.66	22.98
15	2645.	111.18	122.57	1.13	1.73	20.89
17	2630.	114.35	126.04	1.14	1.72	23.27

NOTE- MINUS SIGNS DENOTE OUTLYING VALUES

JT3D-7 • 1800 HOUR TEST SERIES •

MODE 1

UNIT	FCO X100	FHC X100	FNO X100	STD FCO X100	STD FHC X100	STD FNO X100
2	.1970	.0740	15.2060	.1980	.0750	17.2840
4	.1990	.0760	15.3030	.1990	.0770	17.3950
5	-.2030	-.0870	15.0750	.2000	.0780	17.4540
7	-.2030	-.0850	15.3070	.2010	.0790	17.4930
8	.1980	.0770	15.0030	.1970	.0730	17.1950
11	.1980	.0750	15.1610	.1970	.0740	17.2460
13	.1990	.0780	15.1880	.1970	.0740	17.2450
14	.1990	.0780	15.1430	.1970	.0740	17.2520
15	-.2030	.0820	15.4370	.2020	.0800	17.5510
17	.1990	.0770	15.3090	.1980	.0760	17.3280

NOTE- MINUS SIGNS DENOTE OUTLYING VALUES

JT3D-7 • 1800 HOUR TEST SERIES •

MODE 1

UNIT	NREC LB/KLR	CO FU	FI	NREC LB/KLR	HC FU	EI	NRF LB/KLR	CNO FU	FI	NR LB/KLR	CNOX FU	EI	SMK CORRECTED	NUMBER
2	113.46			132.13			1.65			2.12			22.70	
4	109.62			118.51			1.20			2.17			22.38	
5	108.16			128.45			2.11			2.39			20.62	
7	105.13			123.59			1.40			2.13			21.70	
8	108.03			142.17			1.37			2.08			25.10	
11	109.55			125.52			1.21			2.19			25.49	
13	-81.83			-54.84			2.11			2.55			-7.75	
14	110.29			144.22			1.36			2.03			22.98	
15	111.85			126.69			1.37			2.11			20.89	
17	114.96			128.86			1.38			2.04			23.27	

NOTE- MINUS SIGNS DENOTE OUTLYING VALUES

JT30-7 • 1800 HOUR TEST SERIES •

MODE 2

UNIT	N1 SPEED PER CENT	N2 SPEED PER CENT	CORR N1 PER CENT	CORR N2 PER CENT
2	37.00	-65.00	37.07	65.13
4	36.00	64.00	36.07	64.12
5	36.00	64.00	35.64	63.36
7	-34.50	64.00	-34.25	63.54
8	35.50	64.00	35.33	63.69
11	35.00	64.00	34.97	63.94
13	36.00	64.00	35.84	63.72
14	35.50	64.00	35.36	63.75
15	37.00	64.50	36.89	64.31
17	37.00	64.50	36.95	64.41

NOTE- MINUS SIGNS DENOTE OUTLYING VALUES

JT30-7 • 1800 HOUR TEST SERIES •

MODE 2

UNIT	FUEL FLOW LAW/HR	CR F/A X100	PERF F/A X100	TT7 DEG R	EPR	THRUST LAF
2	1400.	.8290	.8530	1041.	1.040	1386.
4	1400.	.8420	.8930	1077.	-1.060	1315.
5	1310.	.8500	.8330	1068.	1.040	1262.
7	-1230.	.8240	.7700	1032.	1.030	1275.
8	1340.	.8400	.8200	987.	1.020	1286.
11	1330.	.8210	.8160	996.	1.025	1301.
13	-1210.	.7760	.7490	1014.	1.030	1285.
14	1270.	.8380	.7790	996.	1.040	1287.
15	1400.	.8590	.8610	1032.	1.040	1327.
17	1430.	.8600	.8780	1032.	1.040	1331.

NOTE - MINUS SIGNS DENOTE OUTLYING VALUES

JT30-7 • 1800 HOUR TEST SERIES •

MODF 2

UNIT	CORR FU FL LBM/HR	COR CR F/A X100	COR PF F/A X100	CORR TT7 DEG R	COR THRUST LBF
2	1399.	.8310	.8570	1045.	1388.
4	1399.	.8450	.8960	1081.	1316.
5	1322.	.8340	.8170	1047.	1262.
7	-1238.	.8120	.7590	1017.	1274.
8	1346.	.8320	.8130	-977.	1285.
11	1333.	.8190	.8150	994.	1303.
13	-1217.	.7690	-.7420	1005.	1287.
14	1277.	.8310	.7730	-988.	1290.
15	1406.	.8540	.8560	1026.	1330.
17	1438.	.8570	.8750	1029.	1336.

NOTE- MINUS SIGNS DENOTE OUTLYING VALUES

JT30-7 • 1800 HOUR TEST SERIES •

MODE 2

UNIT	CO2 CONC PER CENT	CO CONC PPM	HC CONC PPM	NO CONC PPM	NOX CONC PPM
2	1.486	900.4	524.0	7.9	10.4
4	1.517	908.4	516.2	5.2	10.3
5	1.534	904.7	517.0	9.6	10.8
7	1.480	858.9	524.0	5.6	9.5
8	1.504	867.0	554.6	5.8	9.9
11	1.469	882.0	528.5	4.9	10.2
13	1.500	-624.1	-201.4	8.4	10.9
14	1.492	884.1	567.9	5.7	9.6
15	1.542	926.8	535.9	5.8	9.6
17	1.551	929.3	512.5	6.2	10.1

NOTE- MINUS SIGNS DENOTE OUTLYING VALUES

JT3D-7 • 1800 HOUR TEST SERIES •

MODE 2

UNIT	CO ₂ EI LB/KLB FU	CO EI LB/KLB FU	HC EI LB/KLB FU	NO EI LB/KLB FU	NOX EI LB/KLB FU	SMK NIMMER FRONT SIDE
2	2710.	104.47	104.44	1.51	1.98	22.68
4	2720.	103.68	101.23	.98	1.94	20.68
5	2722.	102.20	100.33	1.77	2.01	20.68
7	2713.	100.21	105.04	1.08	1.82	20.58
8	2703.	99.19	109.00	1.10	1.85	27.07
11	2702.	103.28	106.32	.95	1.96	24.93
13	-2917.	-77.23	-42.82	1.71	2.22	-6.84
14	2690.	101.40	111.91	1.07	1.81	21.97
15	2710.	103.66	102.99	1.06	1.77	20.00
17	2723.	103.84	98.37	1.13	1.85	22.79

NOTE- MINUS SIGNS DENOTE OUTLYING VALUES

JT30-7 • 1800 HOUR TEST SERIES •

MODE 2

UNIT	FCO X100	FHC X100	FNO X100	STD FCO X100	STD FHC X100	STD FNO X100
2	.2160	.1030	16.4710	.2170	.1050	18.7260
4	.2120	.0950	16.1750	.2120	.0970	18.3880
5	.2130	.1020	15.6680	.2090	.0910	18.1340
7	.2120	.1000	15.9250	.2100	.0930	18.1940
8	.2120	.0980	15.9230	.2110	.0940	18.2450
11	.2120	.0970	16.1120	.2120	.0960	18.3260
13	.2120	.0990	16.0800	.2110	.0940	18.2550
14	.2120	.0980	16.0350	.2110	.0940	18.2650
15	.2140	.1020	16.2330	.2130	.0980	18.4520
17	.2150	.1010	16.3310	.2130	.0990	18.4830

NOTE- MINUS SIGNS DENOTE OUTLYING VALUES

JT30-7 • 1800 HOUR TEST SERIES •

MODE 2

UNIT	NREC LB/KLB	CO FU	FI	NREC LB/KLB	HC FU	EI	NRE LB/KLB	CNO FU	EI	NR LB/KLB	CNOX FU	EI	SMK CORRECTED	NUMBER
2		104.21		102.49			1.84			2.41			22.68	
4		103.42		99.36			1.20			2.36			20.68	
5		103.87		111.46			2.20			2.50			20.68	
7		101.37		113.22			1.32			2.23			20.58	
8		99.94		114.55			1.35			2.28			27.07	
11		103.55		107.66			1.16			2.40			24.93	
13		-77.90		-44.97			2.09			2.71			-6.84	
14		102.18		116.91			1.31			2.22			21.97	
15		104.30		106.51			1.29			2.16			20.00	
17		104.41		100.62			1.38			2.25			22.79	

NOTE- MINUS SIGNS DENOTE OUTLYING VALUES

JT3D-7 • 1800 HOUR TEST SERIES •

MODE

UNIT	N1 SPEED PER CENT	N2 SPEED PER CENT	CORR N1 PER CENT	CORR N2 PER CENT
2	100.50	101.00	100.69	101.20
4	100.50	101.00	100.69	101.20
5	101.50	101.50	100.49	100.49
7	102.50	-104.50	101.77	103.75
8	101.00	102.00	100.52	101.51
11	100.80	102.50	100.70	102.40
13	101.00	102.20	100.56	101.76
14	102.00	103.00	101.61	102.61
15	102.50	100.50	102.20	100.21
17	101.00	100.00	100.85	99.86

NOTE- MINUS SIGNS DENOTE OUTLYING VALUES

JT3D-7 • 1800 HOUR TEST SERIES •

MODE 3

UNIT	FUEL FLOW LBM/HR	CB F/A X100	PERF F/A X100	TYT DEG R	EPR	THRUST LAF
2	10150.	1.5500	1.4570	1446.	1.860	1A705.
4	10100.	1.5490	1.4590	1464.	1.860	1A705.
5	9750.	1.5770	1.4100	1464.	1.860	1A737.
7	10200.	1.5810	1.4660	1446.	1.860	1A737.
8	10170.	1.6510	1.4300	1383.	1.860	1A737.
11	9950.	1.5410	1.4190	1428.	1.860	1A699.
13	9650.	1.5580	-1.3400	1356.	1.860	1A690.
14	9870.	1.5990	1.3890	1392.	1.860	1A693.
15	10000.	1.5920	1.4250	1428.	1.860	1A693.
17	10200.	1.5880	1.4600	1446.	1.860	1A649.

NOTE- MINUS SIGNS DENOTE OUTLYING VALUES

JT30-7 • 1800 HOUR TEST SERIES •

MODE 3

UNIT	CORR FUI FL LAM/HR	COR CR F/A X100	COR PF F/A X100	CORR TT7 DEG R	COR THRUST LBF
2	10141.	1.5560	1.4620	1451.	18724.
4	10091.	1.5550	1.4640	1469.	18724.
5	9842.	1.5460	1.3820	1435.	18724.
7	10267.	1.5580	1.4460	1425.	18724.
8	10212.	1.6350	1.4160	1370.	18724.
11	9971.	1.5380	1.4160	1425.	18724.
13	9710.	1.5450	-1.3280	-1344.	18724.
14	9925.	1.5870	1.3780	1381.	18724.
15	10044.	1.5820	1.4170	1419.	18724.
17	10256.	1.5840	1.4550	1442.	18724.

NOTE - MINUS SIGNS DENOTE OUTLYING VALUES

JT3D-7 • 1800 HOUR TEST SERIES •

MODE 3

UNIT	CO2 CONC PER CENT	CO CONC PPM	HC CONC PPM	NO CONC PPM	NOX CONC PPM
2	3.273	16.7	4.0	87.7	85.7
4	3.271	18.5	6.3	85.4	86.5
5	3.331	14.9	3.6	99.1	94.2
7	3.338	15.5	7.5	103.5	96.8
8	3.488	17.1	4.5	100.0	97.1
11	3.251	15.9	5.0	100.9	97.1
13	3.288	-12.3	2.9	-156.0	-148.3
14	3.375	16.7	4.8	98.4	92.6
15	3.356	19.3	14.4	86.1	84.2
17	3.352	17.6	5.1	89.9	88.4

NOTE- MINUS SIGNS DENOTE OUTLYING VALUES

JT30-7 • 1800 HOUR TEST SERIES •

MODE 3

UNIT	CO2 EI LB/KLB FU	CO EI LB/KLB FU	HC EI LB/KLB FU	NO EI LB/KLB FU	NOX EI LB/KLB FU	SMK NUMBER FRONT SIDE
2	3158.	1.03	.42	8.84	8.84	52.63
4	3157.	1.14	.67	8.62	8.73	55.42
5	3156.	.90	.38	9.81	9.81	51.44
7	3155.	.93	.77	10.23	10.23	52.81
8	3155.	.98	.44	9.46	9.46	54.62
11	3153.	.98	.53	10.23	10.23	54.84
13	3154.	-.75	.30	-15.64	-15.64	-24.34
14	3153.	.99	.49	9.61	9.61	53.20
15	3150.	1.15	1.48	8.45	8.45	54.87
17	3153.	1.06	.52	8.84	8.84	52.86

NOTE- MINUS SIGNS DENOTE OUTLYING VALUES

JT3D-7 • 1800 HOUR TEST SERIES •

MODE 3

UNIT	FCO X100	FHC X100	FNO X100	STD FCO X100	STD FHC X100	STD FNO X100
2	74.6010	75.8700	82.7340	77.0680	78.3210	94.3440
4	74.4960	75.8700	82.7340	76.9570	78.3210	94.3440
5	82.6500	81.0200	80.0960	70.2320	68.1290	91.2420
7	112.1210	-141.1330	-93.3620	99.2920	124.0600	105.3250
8	101.4200	90.5530	84.2260	93.3860	83.3300	95.7570
11	85.8390	101.0020	87.8830	84.5470	99.0530	99.8040
13	85.9690	94.6890	85.9400	80.0670	87.4550	96.8720
14	101.5290	110.6640	89.0260	95.0670	103.0270	100.7480
15	76.6630	67.9690	79.5650	73.1150	64.4810	90.0440
17	72.3610	62.0270	78.3920	70.5710	60.0780	88.5280

NOTE- MINUS SIGNS DENOTE OUTLYING VALUES

JT30-7 • 1800 HOUR TEST SERIES •

MODE 3

UNIT	NREC CO EI LB/KLB FU	NREC HC EI LB/KLB FU	NRE CNO EI LB/KLB FU	NR CNOX EI LB/KLB FU	SMK NUMBER CORRECTED
2	.99	.41	10.83	10.83	52.63
4	1.10	.65	10.56	10.69	55.42
5	1.06	.45	11.18	11.18	51.44
7	1.05	.88	11.54	11.54	52.81
8	1.07	.48	10.75	10.75	54.62
11	.99	.54	11.62	11.62	54.84
13	-.81	.33	-17.63	-17.63	-24.34
14	1.06	.52	10.87	10.87	53.20
15	1.21	1.56	10.27	10.27	54.87
17	1.08	.54	10.72	10.72	52.86

NOTE- MINUS SIGNS DENOTE OUTLYING VALUES

JT30-7 • 1800 HOUR TEST SERIES •

MODE 4

UNIT	N1 SPED PER CENT	N2 SPED PER CENT	CORR N1 PER CENT	CORR N2 PER CENT
2	95.50	98.50	95.68	98.69
4	95.50	98.50	95.68	98.69
5	96.50	99.00	95.54	98.01
7	96.50	-102.00	95.81	101.27
8	96.00	100.00	95.54	99.52
11	95.50	100.00	95.41	99.90
13	97.00	100.90	96.58	100.47
14	97.00	100.50	96.63	100.11
15	-97.50	98.90	-97.22	98.62
17	96.00	98.00	95.86	97.85

NOTE- MINUS SIGNS DENOTE OUTLYING VALUES

JT3D-7 • 1800 HOUR TEST SERIES •

MODE 4

UNIT	FUEL FLOW LRM/HR	CR F/A X100	PERF F/A X100	TT7 DEG R	EPR	THRUST LAF
2	8430.	1.3970	1.3640	1356.	1.660	15810.
4	8260.	1.3840	1.3300	1383.	1.660	15810.
5	8170.	1.4100	1.3050	1356.	1.660	15837.
7	8310.	1.3910	1.3180	1338.	1.660	15837.
8	8390.	1.4500	1.3310	1338.	1.660	15837.
11	8150.	1.3600	1.2820	1320.	1.660	15805.
13	8320.	1.4110	1.2990	1302.	1.660	15797.
14	8120.	1.4290	1.2590	1284.	1.660	15800.
15	8400.	1.4350	1.3390	1356.	1.660	15800.
17	8450.	1.4270	1.3390	1347.	1.660	15763.

NOTE - MINUS SIGNS DENOTE OUTLYING VALUES

JT3D-7 • 1800 HOUR TEST SERIES •

MODE 4

UNIT	CORR FU FL LBM/HR	COR CB X100	F/A X100	COR PF X100	F/A DEG R	COR THRUST LBF
2	8422.	1.4030	1.3490	1.3490	1361.	15826.
4	8252.	1.3890	1.3350	1.3350	-1388.	15826.
5	8247.	1.3820	1.2790	1.2790	1329.	15826.
7	8364.	1.3720	1.3000	1.3000	1319.	15826.
8	8425.	1.4360	1.3180	1.3180	1323.	15826.
11	8169.	1.3570	1.2790	1.2790	1317.	15826.
13	8371.	1.3980	1.2880	1.2880	1291.	15826.
14	8165.	1.4180	1.2490	1.2490	-1274.	15826.
15	8438.	1.4260	1.3310	1.3310	1348.	15826.
17	8496.	1.4230	1.3350	1.3350	1343.	15826.

NOTE- MINUS SIGNS DENOTE OUTLYING VALUES

JT30-7 • 1800 HOUR TEST SERIES •

MODE 4

UNIT	CO2 CONC PER CENT	CO CONC PPM	HC CONC PPM	NO CONC PPM	NOX CONC PPM
2	2.947	22.6	2.3	70.5	68.9
4	2.917	24.1	3.0	67.8	69.5
5	2.973	21.0	2.3	77.3	78.7
7	2.932	22.0	4.0	75.9	76.5
8	3.058	20.8	3.0	76.2	77.3
11	2.863	21.0	2.6	75.6	71.9
13	2.972	-13.3	1.9	-122.5	-116.4
14	3.010	19.9	2.3	76.6	73.7
15	3.021	24.0	6.9	68.9	69.3
17	3.007	24.7	2.4	69.7	70.3

NOTE- MINUS SIGNS DENOTE OUTLYING VALUES

JT3D-7 • 1800 HOUR TEST SERIES •

MODE 4

UNIT	CO2 EI	CO EI	HC EI	NO EI	NOX EI	SMK NUMBER FRONT SIDE
	LB/KLB FU	LB/KLB FU	LB/KLB FU	LB/KLB FU	LB/KLB FU	
2	-3157.	1.54	.27	7.89	7.89	53.24
4	3157.	1.66	.35	7.67	7.86	56.75
5	3155.	1.42	.27	8.58	8.73	52.16
7	3155.	1.51	.47	8.53	8.61	54.43
8	3155.	1.37	.34	8.21	8.33	55.32
11	3153.	1.47	.32	8.70	8.70	56.21
13	3154.	-0.90	.22	-13.59	-13.59	-20.71
14	3153.	1.33	.26	8.39	8.39	54.20
15	3151.	1.63	.79	7.51	7.56	54.77
17	3153.	1.65	.28	7.64	7.70	55.16

NOTE- MINUS SIGNS DENOTE OUTLYING VALUES

JT3D-7 • 1800 HOUR TEST SERIES •

MODE 4

UNIT	FCO X100	FHC X100	FNO X100	STD FCO X100	STD FHC X100	STD FNO X100
2	43.9470	46.0770	73.3940	45.1810	47.5090	83.6700
4	42.9740	46.0770	73.3940	44.1710	47.5090	83.6700
5	46.7570	48.7620	70.8750	40.6840	41.2540	80.8520
7	-61.8650	-90.0540	-83.8440	55.8390	-79.4850	-94.6790
8	55.8300	60.9160	76.5830	52.1060	56.1890	87.1150
11	48.1570	61.8140	78.1230	47.5270	60.6570	88.7320
13	57.3420	73.3300	80.8310	53.8450	67.8210	91.1420
14	56.7740	67.7920	79.1600	53.6680	63.2630	89.6730
15	48.5750	49.2630	73.6420	46.6000	46.7880	83.3620
17	43.7260	41.1850	71.0100	42.7670	39.9190	80.2050

NOTE- MINUS SIGNS DENOTE OUTLYING VALUES

JT3D-7 • 1800 HOUR TEST SERIES •

MODE 4

UNIT	NREC CO LB/KLB FU	EI	NREC HC LB/KLB FU	EI	NRE CNO LB/KLB FU	EI	NR CNOX LB/KLB FU	EI	SMK NUMBER CORRECTED
2	1.50		.26		9.66		9.66		53.24
4	1.61		.34		9.39		9.62		56.75
5	1.63		.32		10.51		10.70		52.16
7	1.67		.53		10.35		10.44		54.43
8	1.46		.37		10.04		10.18		55.32
11	1.49		.32		10.61		10.61		56.21
13	-.96		.24		-15.32		-15.32		-20.71
14	1.40		.28		9.50		9.50		54.20
15	1.70		.83		9.13		9.19		54.77
17	1.68		.29		9.27		9.34		55.16

NOTE- MINUS SIGNS DENOTE OUTLYING VALUES

JT3D-7 • 1800 HOUR TEST SERIES •

MODE 5

UNIT	N1 SPEED PER CENT	N2 SPEED PER CENT	CORR N1 PER CENT	CORR N2 PER CENT
2	86.50	94.00	86.67	94.18
4	86.00	94.00	86.17	94.18
5	86.50	94.50	85.64	93.56
7	87.50	-97.00	86.87	96.31
8	86.00	95.50	85.59	95.04
11	86.00	95.70	85.92	95.61
13	87.00	96.00	86.63	95.59
14	-88.00	96.00	-87.66	95.63
15	87.00	93.00	86.75	-92.73
17	86.50	93.50	86.38	93.37

NOTE - MINUS SIGNS DENOTE OUTLYING VALUES

JT3D-7 • 1800 HOUR TEST SERIES •

MODE 5

UNIT	FUEL FLOW LBM/HR	CB F/A X100	PERF F/A X100	TT7 DEG R	EPR	THRUST LAF
2	5900.	1.1880	1.1680	1248.	1.400	11189.
4	5880.	1.1740	1.1720	-1266.	1.400	11189.
5	5680.	1.2000	1.1260	1248.	1.400	11207.
7	5850.	1.1940	1.1430	1212.	1.400	11207.
8	5800.	1.2200	1.1330	1212.	1.400	11207.
11	5750.	1.1510	1.1210	1212.	1.400	11185.
13	5790.	1.1750	1.1280	1212.	1.400	11179.
14	5860.	1.2310	1.1250	1176.	1.400	11181.
15	5630.	1.1980	1.0970	1212.	1.400	11181.
17	5900.	1.2060	1.1470	1212.	1.400	11155.

NOTE- MINUS SIGNS DENOTE OUTLYING VALUES

JT3D-7 • 1800 HOUR TEST SERIES •

MODE 5

UNIT	CORR FU FL LAM/HR	COR CR F/A X100	COR PF F/A X100	CORR TT7 DEG R	COR THRUST LBF
2	5895.	1.1930	1.1720	1253.	11200.
4	5875.	1.1790	1.1760	-1271.	11200.
5	5733.	1.1760	1.1030	1223.	11200.
7	5888.	1.1770	1.1270	1194.	11200.
8	5824.	1.2090	1.1220	1200.	11200.
11	5763.	1.1490	1.1190	1209.	11200.
13	5826.	1.1650	1.1190	1201.	11200.
14	5892.	1.2210	1.1170	-1167.	11200.
15	5656.	1.1910	1.0910	1205.	11200.
17	5932.	1.2020	1.1440	1208.	11200.

NOTE- MINUS SIGNS DENOTE OUTLYING VALUES

JT3D-7 • 1900 HOUR TEST SERIES •

MODE 5

UNIT	CO2 CONC PER CENT	CO CONC PPM	HC CONC PPM	NO CONC PPM	NOX CONC PPM
2	2.496	58.0	2.2	44.9	48.3
4	2.467	53.5	2.8	43.7	49.2
5	2.521	53.9	2.5	48.8	52.7
7	2.507	53.1	3.3	47.7	52.9
8	2.565	44.1	2.0	47.4	52.0
11	2.416	47.8	2.1	45.9	50.3
13	2.470	-18.7	1.5	-66.8	-68.9
14	2.595	44.1	2.0	49.5	53.4
15	2.512	65.2	4.7	40.7	46.4
17	2.530	62.4	2.2	43.1	48.4

NOTE- MINUS SIGNS DENOTE OUTLYING VALUES

JT3D-7 • 1800 HOUR TEST SERIES •

MODE 5

UNIT	CO2 EI LB/KLB FU	CO EI LB/KLB FU	HC FI LB/KLB FU	NO FI LB/KLB FU	NOX EI LB/KLB FU	SMK NUMPER FRONT SIDE
2	3152.	4.66	.31	5.93	6.37	52.60
4	3153.	4.35	.39	5.85	6.57	54.43
5	3151.	4.29	.34	6.38	6.88	52.54
7	3150.	4.25	.46	6.27	6.95	54.30
8	3152.	3.45	.27	6.09	6.69	54.51
11	3149.	3.96	.30	6.26	6.85	54.90
13	3153.	-1.52	.21	-8.91	-9.20	-18.56
14	3150.	3.42	.27	6.30	6.81	53.08
15	3146.	5.20	.65	5.32	6.07	52.36
17	3147.	4.94	.29	5.60	6.29	54.95

NOTE- MINUS SIGNS DENOTE OUTLYING VALUES

JT3D-7 * 1800 HOUR TEST SERIES *

MODE 5

UNIT	FCO X100	FHC X100	FNO X100	STD FCO X100	STD FHC X100	STD FNO X100
2	19.9040	17.0660	57.5340	20.3530	17.5600	65.5590
4	19.5440	17.0660	57.5340	19.9800	17.5600	65.5590
5	20.8080	17.7200	55.2740	18.5760	15.1490	63.2100
7	-27.3030	-31.9960	-65.2630	25.1100	-28.4840	73.8440
8	24.1730	23.1230	60.4650	22.8700	21.4370	68.8630
11	22.7260	24.8110	62.5580	22.4740	24.3700	71.0700
13	24.0820	26.0900	62.8800	22.8940	24.2520	70.9850
14	25.9870	26.1500	62.7900	24.8060	24.5030	71.1650
15	17.8720	13.1730	53.2840	-17.2930	-12.5610	-60.3740
17	19.1460	14.9020	55.3080	18.7930	14.4650	62.4920

NOTE- MINUS SIGNS DENOTE OUTLYING VALUES

JT3D-7 • 1800 HOUR TEST SERIES •

MODE 5

UNIT	NREC CO EI LB/KLB FU	NREC HC EI LB/KLB FU	NRE CNO EI LB/KLB FU	NR CNOX EI LB/KLB FU	SMK NUMBER CORRECTED
2	4.56	.30	7.25	7.80	52.60
4	4.26	.37	7.15	8.04	54.43
5	4.80	.39	7.83	8.45	52.54
7	4.42	.51	7.62	8.45	54.30
8	3.65	.29	7.45	8.19	54.51
11	4.01	.30	7.64	8.36	54.90
13	-1.60	.23	-10.81	-11.16	-18.56
14	3.59	.29	7.67	8.29	53.08
15	5.37	.68	-6.48	7.39	52.36
17	5.03	.30	6.80	7.63	54.95

NOTE- MINUS SIGNS DENOTE OUTLYING VALUES

JT3D-7 • 1800 HOUR TEST SERIES •

MODE 6

UNIT	N1 SPEED PER CENT	N2 SPEED PER CENT	CORR N1 PER CENT	CORR N2 PER CENT
2	69.00	86.00	69.13	86.17
4	69.00	86.50	69.13	86.67
5	68.00	86.00	67.32	-85.14
7	68.00	88.00	67.51	87.37
8	68.00	87.50	67.67	87.08
11	68.50	87.50	68.43	87.42
13	70.00	88.00	69.70	87.62
14	-72.50	89.00	-72.22	88.66
15	69.00	85.50	68.80	-85.25
17	69.50	86.00	69.40	85.88

NOTE- MINUS SIGNS DENOTE OUTLYING VALUES

JT3D-7 • 1800 HOUR TEST SERIES •

MODE 6

UNIT	FUEL FLOW LBM/HR	CR F/A X100	PERF F/A X100	TT7 DEG R	EPR	THRUST LAF
2	3310.	.9330	.9590	1122.	1.170	5629.
4	3380.	.9380	.9870	-1140.	1.170	5629.
5	3040.	.9340	.8760	1104.	1.170	5639.
7	3090.	.9200	.8790	1077.	1.170	5639.
8	3160.	.9250	.9100	1104.	1.170	5639.
11	3200.	.8890	.9050	1068.	1.170	5627.
13	3320.	.9510	.9540	1104.	1.170	5625.
14	3490.	.9890	.9870	1068.	1.170	5626.
15	3200.	.9750	-.8430	-924.	1.170	5626.
17	3350.	.9500	.9490	1077.	1.170	5612.

NOTE- MINUS SIGNS DENOTE OUTLYING VALUES

JT30-7 • 1800 HOUR TEST SERIES •

MODE 6

UNIT	CORR FU FL LBM/HR	COR CB F/A X100	COR PF F/A X100	CORR TT7 DEG R	COR THRUST LBF
2	3307.	.9370	.9630	1126.	5635.
4	3377.	.9420	.9910	-1144.	5635.
5	3069.	.9160	.8580	1082.	5635.
7	3110.	.9070	.8670	1061.	5635.
8	3173.	.9170	.9010	1093.	5635.
11	3207.	.8880	.9030	1066.	5635.
13	3340.	.9430	.9460	1094.	5635.
14	3509.	.9820	.9790	1060.	5635.
15	3215.	.9700	-.8380	-918.	5635.
17	3369.	.9470	.9460	1074.	5635.

NOTE- MINUS SIGNS DENOTE OUTLYING VALUES

JT3D-7 • 1800 HOUR TEST SERIES •

MODE 6

UNIT	CO ₂ CONC PER CENT	CO CONC PPM	HC CONC PPM	NO CONC PPM	NO _x CONC PPM
2	1.935	202.5	18.5	27.3	28.7
4	1.946	182.4	21.1	21.1	29.0
5	1.935	206.0	20.0	28.1	28.4
7	1.910	156.2	16.2	18.8	28.1
8	1.925	145.7	11.5	21.5	28.3
11	1.848	139.4	11.2	19.6	28.7
13	1.989	-57.6	-3.0	31.7	34.5
14	2.041	131.4	10.3	25.1	31.7
15	2.022	191.2	22.1	19.0	27.6
17	1.973	162.8	12.3	20.2	28.3

NOTE- MINUS SIGNS DENOTE OUTLYING VALUES

JT3D-7 • 1800 HOUR TEST SERIES •

MODE 6

UNIT	CO2 EI LB/KLB FU	CO EI LB/KLB FU	HC EI LB/KLB FU	NO EI LB/KLB FU	NOX EI LB/KLB FU	SMK NUMER FRONT SIDE
2	3119.	20.77	3.27	4.61	4.84	43.51
4	3121.	18.61	3.69	3.54	4.86	47.71
5	3115.	21.11	3.52	4.73	4.79	42.75
7	3125.	16.27	2.90	3.21	4.80	45.53
8	3129.	15.08	2.04	3.65	4.81	48.26
11	3127.	15.01	2.08	3.47	5.07	49.35
13	-3145.	-5.79	-0.52	5.23	5.70	-11.83
14	3131.	-12.71	1.72	3.98	5.04	47.71
15	3116.	18.76	3.72	3.07	4.45	42.11
17	3124.	16.40	2.13	3.34	4.68	46.22

NOTE- MINUS SIGNS DENOTE OUTLYING VALUES

JT3D-7 * 1800 HOUR TEST SERIES *

MODE 6

UNIT	FCO X100	FHC X100	FNO X100	STD FCO X100	STD FHC X100	STD FNO X100
2	6.2680	2.6760	36.5700	6.3720	2.7430	41.6340
4	6.6480	3.0110	37.6350	6.7600	3.0870	42.8490
5	6.0710	2.4580	34.1180	-5.5790	2.1450	-39.2050
7	7.4960	4.0200	39.2620	7.0450	3.6340	44.5850
8	7.1870	3.6330	38.4350	6.8990	3.4000	43.8470
11	7.0140	3.7320	39.3270	6.9520	3.6720	44.6970
13	7.7970	4.1070	39.9720	7.4950	3.8490	45.2110
14	-9.0610	-5.2250	42.7140	-8.7370	-4.9270	48.0290
15	6.1000	2.2990	34.7890	5.9440	2.2040	-39.4650
17	6.3270	2.6310	36.2100	6.2330	2.5600	40.9380

NOTE- MINUS SIGNS DENOTE OUTLYING VALUES

JT3D-7 • 1800 HOUR TEST SERIES •

MODE 6

UNIT	NREC CO EI LB/KLB FU	NREC HC EI LB/KLB FU	NRE CNO EI LB/KLB FU	NR CNOX EI LB/KLB FU	SMK NUMBER CORRECTED
2	20.43	3.19	5.64	5.92	43.51
4	18.31	3.60	4.33	5.94	47.71
5	-22.97	4.03	5.83	5.91	42.75
7	17.31	3.21	3.91	5.86	45.53
8	15.71	2.18	4.47	5.90	48.26
11	15.14	2.11	4.24	6.19	49.35
13	-6.03	-0.56	6.36	6.92	-11.83
14	-13.18	1.82	4.85	6.15	47.71
15	19.25	3.88	3.74	5.42	42.11
17	16.65	2.19	4.06	5.68	46.22

NOTE- MINUS SIGNS DENOTE OUTLYING VALUES

JT30-7 • 1800 HOUR TEST SERIES •

MODE 7

UNIT	N1 SPEED PER CENT	N2 SPEED PER CENT	CORR N1 PER CENT	CORR N2 PER CENT
2	36.00	64.00	36.07	64.12
4	35.50	64.00	35.57	64.12
5	36.50	64.00	36.14	63.36
7	34.50	64.00	34.25	63.54
8	34.50	-63.00	34.33	-62.70
11	34.40	-63.00	34.37	-62.94
13	35.00	63.50	34.85	63.23
14	35.00	63.50	34.87	63.26
15	-37.00	64.00	36.89	63.82
17	36.00	64.00	35.95	63.91

NOTE- MINUS SIGNS DENOTE OUTLYING VALUES

JT3D-7 • 1800 HOUR TEST SERIES •

MODE 7

UNIT	FUEL FLOW LBM/HR	CB F/A X100	PERF F/A X100	TT7 DEG R	EPR	THRUST LAF
2	1350.	.7740	.8470	1041.	1.040	1315.
4	1380.	.7900	.8760	1068.	-1.060	1315.
5	1300.	.7940	.8200	1050.	1.040	1262.
7	1200.	.7780	.7440	1014.	1.030	1275.
8	1240.	.7830	.8000	1032.	1.030	-1215.
11	1260.	.7680	.7900	-978.	1.025	-1230.
13	1160.	.7460	.7350	1032.	1.020	1250.
14	1220.	.7920	.7560	-987.	1.050	1252.
15	1350.	.8240	.8430	1032.	1.040	1292.
17	1330.	.8240	.8250	1023.	1.040	1295.

NOTE- MINUS SIGNS DENOTE OUTLYING VALUES

JT3D-7 • 1800 HOUR TEST SERIES •

MODE 7

UNIT	CORR FU FL LAM/HR	COR CH F/A X100	COR PF F/A X100	CORR TT7 DEG R	COR THRUST LBF
2	1349.	.7770	.8500	1045.	1316.
4	1379.	.7930	.8800	-1072.	1316.
5	1312.	.7790	.8040	1029.	1262.
7	1208.	.7670	.7340	999.	1274.
8	1245.	.7750	.7920	1022.	-1214.
11	1263.	.7670	.7890	-976.	-1231.
13	-1167.	.7400	.7290	1023.	1252.
14	1227.	.7860	.7510	-979.	1254.
15	1356.	.8200	.8380	1026.	1294.
17	1337.	.8210	.8220	1020.	1301.

NOTE - MINUS SIGNS DENOTE OUTLYING VALUES

JT3D-7 • 1800 HOUR TEST SERIES •

MODE 7

UNIT	CO2 CONC PER CENT	CO CONC PPM	HC CONC PPM	NO CONC PPM	NOX CONC PPM
2	1.395	857.4	467.5	9.8	10.6
4	1.433	846.0	451.2	6.9	10.3
5	1.439	846.9	458.9	10.7	10.5
7	1.412	805.0	450.9	5.5	9.7
8	1.430	771.9	433.1	7.7	10.2
11	1.385	823.7	460.7	5.0	10.1
13	1.442	-638.6	-192.3	9.9	10.3
14	1.432	816.8	471.0	7.1	9.7
15	1.486	876.2	499.6	5.9	9.4
17	1.472	-918.9	525.8	6.3	9.1

NOTE - MINUS SIGNS DENOTE OUTLYING VALUES

JT30-7 * 1800 HOUR TEST SERIES *

MODE 7

UNIT	CO2 EI LB/KLB FU	CO EI LB/KLB FU	HC EI LB/KLB FU	NO EI LB/KLB FU	NOX EI LB/KLB FU	SMK NUMBER FRONT SIDE
2	2720.	106.41	99.68	2.00	2.15	19.69
4	2740.	102.94	94.32	1.37	2.06	20.00
5	2736.	102.44	95.37	2.12	2.12	19.55
7	2740.	99.41	95.65	1.12	1.96	20.05
8	2759.	94.76	91.35	1.55	2.05	-26.23
11	2722.	103.01	98.97	1.03	2.06	25.29
13	-2916.	-82.17	-40.31	2.10	2.17	-8.14
14	2731.	99.12	98.19	1.41	1.93	21.82
15	2721.	102.12	100.02	1.12	1.80	21.31
17	2698.	107.20	105.39	1.21	1.75	23.23

NOTE- MINUS SIGNS DENOTE OUTLYING VALUES

JT3D-7 * 1800 HOUR TEST SERIES *

MODE 7

UNIT	FCO X100	FHC X100	FNO X100	STD FCO X100	STD FHC X100	STD FNO X100
2	.2120	.0950	16.1750	.2120	.0970	18.3A80
4	.2120	.0950	16.1750	.2120	.0970	18.3A80
5	.2130	.1020	15.6680	.2090	.0910	18.1340
7	.2120	.1000	15.9250	.2100	.0930	18.1940
8	-.20A0	.0910	15.6330	-.2060	-.0870	-17.9150
11	-.20A0	.0900	15.8190	-.2070	-.08A0	-17.9940
13	.2100	.0950	15.9340	.2090	.0900	18.0A90
14	.2100	.0950	15.8A90	.2090	.0910	18.0990
15	.2120	.0980	16.0850	.2110	.0950	18.2A50
17	.2130	.0970	16.1830	.2110	.0950	18.3160

NOTE- MINUS SIGNS DENOTE OUTLYING VALUES

JT3D-7 * 1800 HOUR TEST SERIES *

MODE 7

UNIT	NREC CO FI LB/KLB FU	NREC KC EI LB/KLB FU	NRE CNO FI LB/KLB FU	NR CNOX EI LB/KLB FU	SMK NUMBFR CORRECTED
2	106.15	97.85	2.44	2.63	19.69
4	102.68	92.58	1.68	2.51	20.00
5	104.13	105.95	2.64	2.64	19.55
7	100.56	103.09	1.37	2.41	20.05
8	95.47	95.96	1.60	2.53	-26.23
11	103.28	100.22	1.26	2.52	25.29
13	-82.87	-42.33	2.56	2.64	-8.14
14	99.89	102.56	1.72	2.36	21.82
15	102.74	103.44	1.37	2.20	21.31
17	107.79	107.79	1.47	2.13	23.23

NOTE- MINUS SIGNS DENOTE OUTLYING VALUES

JT3D-7 * 1800 HOUR TEST SERIES *

MODE 8

UNIT	N1 SPEED PER CENT	N2 SPEED PER CENT	CORR N1 PER CENT	CORR N2 PER CENT
2	33.50	60.50	33.56	60.62
4	34.00	62.00	34.07	62.12
5	34.00	61.50	33.66	60.89
7	33.00	62.00	32.76	61.56
8	34.00	61.00	33.84	60.71
11	32.90	61.20	32.87	61.14
13	32.50	60.20	32.36	59.94
14	33.00	61.00	32.87	60.77
15	-35.00	62.00	-34.90	61.82
17	33.50	61.00	33.45	60.91

NOTE- MINUS SIGNS DENOTE OUTLYING VALUES

JT3D-7 • 1800 HOUR TEST SERIES •

MODE 8

UNIT	FUEL FLOW LBM/HR	CR F/A X100	PERF F/A X100	TY7 DEG R	EPR	THRUST LBF
2	1270.	.8030	.8940	1041.	1.030	1063.
4	-1350.	.8130	.9130	-1068.	-1.060	1171.
5	1250.	.8160	.8540	1050.	1.040	1085.
7	1160.	.8050	.7660	1014.	1.030	1133.
8	1220.	.8120	.8410	1032.	1.030	1072.
11	1230.	.8000	.8190	-978.	1.020	1101.
13	1110.	.7710	.7860	1032.	1.020	1016.
14	1150.	.8190	.7780	996.	1.050	1073.
15	1290.	.8390	.8570	1032.	1.040	1149.
17	1280.	.8490	.8750	1023.	1.040	1081.

NOTE - MINUS SIGNS DENOTE OUTLYING VALUES

JT3D-7 • 1800 HOUR TEST SERIES •

MODE 8

UNIT	CORR FU FL LBM/HR	COR CB F/A X100	COR PF F/A X100	CORR TT7 DEG R	COR THRUST LBF
2	1269.	.8060	.8980	1045.	1064.
4	-1349.	.8160	.9160	-1072.	1173.
5	1262.	.7990	.8370	1029.	1084.
7	1168.	.7930	.7550	999.	1132.
8	1225.	.8040	.8330	1022.	1071.
11	1233.	.7990	.8170	-976.	1102.
13	-1117.	.7640	.7800	1023.	1016.
14	1156.	.8130	.7720	-988.	1075.
15	1296.	.8340	.8520	1026.	1151.
17	1287.	.8460	.8720	1020.	1086.

NOTE- MINUS SIGNS DENOTE OUTLYING VALUES

JT3D-7 • 1800 HOUR TFST SERIES •

MODE B

UNIT	CO2 CONC PER CENT	CO CONC PPM	HC CONC PPM	NO CONC PPM	NOX CONC PPM
2	1.402	954.4	607.4	9.1	9.9
4	1.449	916.2	533.3	6.1	9.8
5	1.448	911.4	554.8	10.0	10.1
7	1.442	862.4	515.2	5.4	9.3
8	1.461	838.0	511.1	6.6	9.7
11	1.417	901.3	549.9	4.9	9.8
13	1.478	-683.1	-220.0	9.4	10.1
14	1.453	890.6	567.9	6.5	9.0
15	1.480	945.9	595.7	5.5	9.0
17	1.489	987.5	620.6	6.1	8.7

NOTE- MINUS SIGNS DENOTE OUTLYING VALUES

JT30-7 • 1800 HOUR TEST SERIES •

MODE 8

UNIT	CO2 EI LB/KLB FU	CO EI LB/KLB FU	HC EI LB/KLB FU	NO EI LB/KLB FU	NOX EI LB/KLB FU	SMK NIMRER FRONT SIDE
2	2638.	114.33	125.00	1.80	1.95	22.28
4	2693.	108.37	108.36	1.18	1.90	22.19
5	2681.	107.40	112.33	1.93	1.95	20.31
7	2706.	103.00	105.70	1.05	1.82	20.18
8	2717.	99.21	103.94	1.29	1.88	26.04
11	2674.	108.28	113.49	.97	1.93	-26.62
13	-2893.	-85.10	-47.08	1.91	2.07	-7.45
14	2678.	104.45	114.43	1.25	1.74	22.02
15	2664.	108.34	117.21	1.04	1.70	22.01
17	2649.	111.83	120.73	1.13	1.62	22.73

NOTE- MINUS SIGNS DENOTE OUTLYING VALUES

JT3D-7 • 1800 HOUR TEST SERIES •

MODE 8

UNIT	FCO X100	FHC X100	FNO X100	STD FCO X100	STD FHC X100	STD FNO X100
2	.1990	.0760	15.3030	.1990	.0770	17.3950
4	.2030	.0820	15.5950	.2040	.0830	17.7270
5	.2030	-.0870	15.0750	.2000	.0780	17.4540
7	-.2050	-.0870	15.4040	.2020	.0810	17.6020
8	.2010	.0810	15.1950	.2000	.0770	17.4150
11	.2010	.0800	15.3940	.2010	.0790	17.5110
13	.1990	.0780	15.1880	.1970	.0740	17.2450
14	.2010	.0810	15.2970	.2000	.0780	17.4280
15	.2040	.0850	15.5350	.2030	.0820	17.6610
17	.2010	.0800	15.4260	.2000	.0780	17.4600

NOTE- MINUS SIGNS DENOTE OUTLYING VALUES

JT3D-7 * 1800 HOUR TEST SERIES *

MODE 8

UNIT	NREC CO EI LB/KLB FU	NREC HC EI LB/KLB FU	NRE CNO EI LB/KLB FU	NR CNOX EI LB/KLB FU	SMK NUMBER CORRECTED
2	114.05	122.75	2.20	2.38	22.28
4	108.10	106.40	1.44	2.32	22.19
5	109.15	124.60	2.40	2.42	20.31
7	104.19	113.81	1.29	2.23	20.18
8	99.95	109.13	1.59	2.31	26.04
11	108.57	114.91	1.19	2.36	-26.62
13	-85.82	-49.40	2.33	2.52	-7.45
14	105.25	119.46	1.53	2.13	22.02
15	108.99	121.16	1.27	2.08	22.01
17	112.44	123.44	1.37	1.97	22.73

NOTE- MINUS SIGNS DENOTE OUTLYING VALUES

JT30-7 • 2400 HOUR TEST SERIES •

UNIT	TSO HR	TSR HR	AMB TEMP DFG R	AMB PRESS IN HG	AMB HUMID LB H2O/AIR
2	21381.	2418.	523.2	29.94	.008400
4	19106.	2418.	523.2	29.95	.008400
5	18902.	2313.	524.7	29.92	.011170
7	19579.	2373.	524.7	29.92	.011170
8	20503.	2300.	524.7	29.92	.011170
11	18208.	2443.	518.2	30.01	.008400
13	19720.	2355.	522.7	30.10	.009660
14	20967.	2354.	522.7	30.10	.009660
15	21346.	2354.	522.7	30.11	.009660
17	28197.	2332.	520.2	29.89	.011690

JT3D-7 • 2400 HOUR TEST SERIES •

MODE 1

UNIT	N1 SPEED PER CENT	N2 SPFD PER CENT	CORR N1 PER CENT	CORR N2 PER CENT
2	32.60	59.60	32.46	59.34
4	33.50	60.50	33.36	60.24
5	34.00	61.00	33.81	60.65
7	32.00	60.00	31.82	59.66
8	-31.00	-59.00	-30.82	-58.66
11	32.00	60.00	32.02	60.03
13	32.00	60.00	31.88	59.77
14	32.50	61.00	32.38	60.77
15	34.00	60.00	33.87	59.77
17	32.50	59.50	32.45	59.41

NOTE- MINUS SIGNS DENOTE OUTLYING VALUES

JT30-7 * 2400 HOUR TEST SERIES *

MODE 1

UNIT	FUEL FLOW LBM/HR	CR F/A X100	PERF F/A X100	TT7 DEG R	EPR	THRUST LAF
2	1240.	.8680	.8960	1032.	1.030	997.
4	1300.	.8500	.9270	1068.	-1.070	1036.
5	1250.	.8850	.8760	1068.	1.010	1067.
7	1170.	-.9410	.8440	1050.	1.030	1008.
8	1180.	-.9600	.8680	1032.	1.020	974.
11	1240.	.8680	.8800	1023.	1.020	1019.
13	-1130.	.8220	.8100	1050.	1.010	1006.
14	1220.	.8430	.8360	1032.	1.010	1069.
15	1300.	.8910	.9360	1059.	1.020	1006.
17	1260.	.9170	.9140	1032.	1.030	1001.

NOTE - MINUS SIGNS DENOTE OUTLYING VALUES

JT3D-7 * 2400 HOUR TEST SERIES *

MODE 1

UNIT	CORR FU FL LBM/HR	COR CR F/A X100	COR PF F/A X100	CORR TT7 DEG R	COR THRUST LBF
2	1246.	.8600	.8880	1023.	998.
4	1307.	.8430	.9190	1059.	1037.
5	1257.	.8750	.8660	1055.	1067.
7	1177.	-.9300	.8340	1038.	1008.
8	1187.	-.9490	.8580	1020.	974.
11	1243.	.8690	.8810	1024.	1022.
13	-1141.	.8150	.8040	1042.	1012.
14	1232.	.8370	.8290	1024.	1075.
15	1313.	.8840	.9280	1051.	1012.
17	1261.	.9140	.9120	1029.	1000.

NOTE- MINUS SIGNS DENOTE OUTLYING VALUES

JT3D-7 • 2400 HOUR TEST SERIES •

MODE 1

UNIT	CO2 CONC PER CENT	CO CONC PPM	HC CONC PPM	NO CONC PPM	NOX CONC PPM
2	1.541	954.8	585.8	4.0	8.2
4	1.527	925.4	523.8	4.4	10.1
5	1.572	973.9	611.7	7.0	9.7
7	-1.683	1020.8	619.5	6.1	8.1
8	-1.685	-1074.1	727.0	6.2	8.2
11	1.507	970.3	707.1	3.9	7.3
13	1.584	-657.1	-233.3	11.9	11.9
14	1.510	901.1	541.2	8.6	9.8
15	1.622	921.2	-498.9	8.7	10.5
17	1.579	-1097.2	743.9	6.3	10.0

NOTE- MINUS SIGNS DENOTE OUTLYING VALUES

JT3D-7 • 2400 HOUR TEST SERIES •

MODE 1

UNIT	CO2 EI LB/KLB FU	CO EI LB/KLB FU	HC EI LB/KLB FU	NO EI LB/KLB FU	NOX EI LB/KLB FU	SMK NUMER FRONT SIDE
2	2682.	105.72	111.44	.73	1.49	13.73
4	2710.	104.53	101.64	.82	1.87	13.73
5	2691.	105.70	114.05	1.25	1.73	16.08
7	2699.	104.20	108.64	1.02	1.36	14.70
8	2649.	107.47	124.95	1.01	1.34	18.42
11	2623.	107.46	134.53	.71	1.33	20.65
13	-2907.	-76.75	-46.81	2.29	2.29	-5.07
14	2704.	102.70	105.96	1.61	1.83	16.45
15	-2746.	-99.30	-92.38	1.55	1.86	14.59
17	2601.	115.00	133.94	1.08	1.72	17.39

NOTE- MINUS SIGNS DENOTE OUTLYING VALUES

JT3D-7 * 2400 HOUR TEST SERIES *

MODE 1

UNIT	FCO X100	FHC X100	FNO X100	STD FCO X100	STD FHC X100	STD FNO X100
2	.1970	.0750	14.7320	.1950	.0720	17.1140
4	.2000	.0790	14.9060	.1980	.0750	17.3110
5	.2010	.0820	14.2530	.1990	.0770	17.4020
7	.1980	.0780	-14.0730	.1960	.0730	17.1830
8	-.1950	.0740	-13.8930	-.1930	-.0700	-16.9640
11	.1980	.0750	14.7020	.1980	.0750	17.2450
13	.1990	.0770	14.4860	.1970	.0740	17.2080
14	.2020	.0820	14.6720	.2000	.0780	17.4280
15	.1990	.0780	14.4900	.1970	.0740	17.2080
17	.1960	.0730	-13.7550	.1960	.0720	17.1290

NOTE- MINUS SIGNS DENOTE OUTLYING VALUES

JT3D-7 * 2400 HOUR TEST SERIES *

MODE 1

UNIT	NREC LB/KLB	CO FU	EI	NREC LB/KLB	HC FU	EI	NRE LB/KLB	CNO FU	EI	NR LB/KLB	CNOX FU	EI	SMK CORRECTED	NUMBER
2	106.53			116.67				.85			1.73		13.73	
4	105.36			106.50				.96			2.17		13.73	
5	106.71			121.10				1.52			2.12		16.08	
7	105.19			115.32				1.25			1.66		14.70	
8	108.49			132.60				1.24			1.64		18.42	
11	107.62			134.58				.83			1.56		20.65	
13	-77.59			-49.24				2.72			2.72		-5.07	
14	103.82			111.47				1.91			2.18		16.45	
15	-100.41			-97.23				1.84			2.21		14.59	
17	115.19			135.71				1.35			2.14		17.39	

NOTE- MINUS SIGNS DENOTE OUTLYING VALUES

JT3D-7 * 2400 HOUR TEST SERIES *

MODE 2

UNIT	N1 SPEED PER CENT	N2 SPEED PER CENT	CORR N1 PER CENT	CORR N2 PER CENT
2	36.40	64.50	36.24	64.22
4	36.20	64.50	36.04	64.22
5	37.00	64.00	36.79	63.63
7	35.00	64.00	34.80	63.63
8	35.00	64.00	34.80	63.63
11	35.50	64.50	35.52	64.53
13	36.00	64.00	35.86	63.75
14	36.50	64.00	36.36	63.75
15	-38.00	64.00	-37.85	63.75
17	36.00	64.00	35.95	63.91

NOTE - MINUS SIGNS DENOTE OUTLYING VALUES

JT3D-7 • 2400 HOUR TEST SERIES •

MODE 2

UNIT	FUEL FLOW LBM/HR	CB F/A X100	PERF F/A X100	TT7 DEG R	EPR	THRUST LAF
2	1380.	.8410	.8570	1050.	1.035	1322.
4	1390.	.8380	.8700	1068.	-1.080	1322.
5	1350.	.8630	.8580	1068.	1.020	1281.
7	1320.	-.9080	.8460	-1086.	1.040	1281.
8	1370.	-.9210	.8600	1041.	1.030	1281.
11	1350.	.8320	.8220	1014.	1.020	1341.
13	1280.	.8420	.8090	1068.	1.030	1282.
14	1320.	.7930	.8200	1032.	1.030	1282.
15	1430.	.8680	.9000	1059.	1.030	1281.
17	1380.	.8910	.8640	1034.	1.030	1302.

NOTE- MINUS SIGNS DENOTE OUTLYING VALUES

JT3D-7 • 2400 HOUR TEST SERIES •

MODE 2

UNIT	CORR FU FL LRM/HR	COR CR F/A X100	COR PF F/A X100	COR TT7 DEG R	COR THRUST LBF
2	13A7.	.8340	.8500	1041.	1323.
4	1397.	.8310	.8630	1059.	1323.
5	135A.	.8530	.8480	1055.	1281.
7	132A.	.8970	.8360	1073.	1281.
8	137A.	-.9100	.8500	1029.	1281.
11	1357.	.8330	.8230	1015.	1345.
13	1297.	.8350	.8030	1060.	1290.
14	1337.	.7870	.8140	1024.	1290.
15	1445.	.8610	.8930	1051.	1290.
17	13A1.	.8880	.8620	1031.	1301.

NOTE- MINUS SIGNS DENOTE OUTLYING VALUES

JT3D-7 • 2400 HOUR TEST SERIES •

MODE 2

UNIT	CO2 CONC PER CENT	CO CONC PPM	HC CONC PPM	NO CONC PPM	NOX CONC PPM
2	1.545	828.2	436.1	4.1	10.1
4	1.547	838.4	-405.0	5.0	11.2
5	1.569	901.6	491.8	7.9	10.9
7	-1.673	894.3	467.7	6.2	9.9
8	-1.685	928.2	502.3	6.5	10.4
11	1.500	847.2	521.2	4.2	9.0
13	-1.659	-550.0	-163.1	-13.6	13.6
14	1.456	-780.8	413.2	9.1	10.5
15	1.624	811.7	-371.7	10.4	12.2
17	1.592	-976.5	565.5	6.9	11.0

NOTE- MINUS SIGNS DENOTE OUTLYING VALUES

JT3D-7 • 2400 HOUR TEST SERIES •

MODE 2

UNIT	CO2 EI LB/KLR FU	CO EI LB/KLR FU	HC EI LB/KLR FU	NO FI LB/KLR FU	NOX EI LB/KLR FU	SMK NUMBER FRONT SIDE
2	2771.	94.51	85.50	.78	1.90	12.42
4	2784.	96.02	-79.69	.94	2.11	12.43
5	2745.	100.39	94.09	1.44	1.99	15.53
7	2779.	94.56	84.96	1.08	1.73	13.25
8	2761.	96.79	89.99	1.11	1.78	18.77
11	2723.	97.86	103.43	.79	1.72	19.84
13	-2970.	-62.65	-31.91	-2.55	2.55	-4.67
14	2771.	94.61	86.02	1.80	2.09	14.74
15	-2921.	-89.76	-70.61	1.89	2.22	14.30
17	2696.	105.29	104.75	1.22	1.95	16.29

NOTE- MINUS SIGNS DENOTE OUTLYING VALUES

JT3D-7 • 2400 HOUR TEST SERIES •

MODE 2

UNIT	FCO X100	FHC X100	FNO X100	STD FCO X100	STD FHC X100	STD FNO X100
2	.2140	.1020	15.8630	.2130	.0980	18.4210
4	.2140	.1020	15.8660	.2130	.0980	18.4210
5	.2120	.0990	-14.9300	.2100	.0930	18.2750
7	.2120	.0990	-14.9300	.2100	.0930	18.2750
8	.2120	.0990	-14.9300	.2100	.0930	18.2750
11	.2140	.1000	15.7750	.2140	.1000	18.5250
13	.2130	.0990	15.3800	.2110	.0940	18.2650
14	.2130	.0990	15.3800	.2110	.0940	18.2650
15	.2130	.0990	15.3830	.2110	.0940	18.2650
17	.2120	.0970	-14.7090	.2110	.0950	18.3160

NOTE- MINUS SIGNS DENOTE OUTLYING VALUES

JT3D-7 * 2400 HOUR TEST SERIES *

MODE 2

UNIT	NREC CO FI LB/KLB FU	NREC HC EI LB/KLB FU	NRE CNO FI LB/KLB FU	NR CNOX EI LB/KLB FU	SMK NUMBER CORRECTED
2	95.25	89.63	.90	2.21	12.42
4	96.79	83.59	1.09	2.45	12.43
5	101.36	100.00	1.75	2.42	15.53
7	95.47	90.30	1.32	2.11	13.25
8	97.73	95.65	1.35	2.17	18.77
11	98.00	103.46	.93	2.02	19.84
13	-63.34	-33.59	-3.03	3.03	-4.67
14	95.65	90.56	2.14	2.49	14.74
15	-90.77	-74.38	2.24	2.63	14.30
17	105.46	106.17	1.52	2.42	16.29

NOTE - MINUS SIGNS DENOTE OUTLYING VALUES

JT3D-7 * 2400 HOUR TEST SERIES *

MODE 3

UNIT	N1 SPEED PER CENT	N2 SPEED PER CENT	CORR N1 PER CENT	CORR N2 PER CENT
2	102.00	101.70	101.56	101.26
4	101.60	101.50	101.16	101.06
5	100.30	100.20	-99.72	99.63
7	100.20	100.40	-99.63	99.82
8	101.00	101.50	100.42	100.92
11	101.00	103.00	101.05	103.05
13	101.90	103.00	101.51	102.61
14	103.00	103.00	102.61	102.61
15	103.00	100.00	102.61	99.62
17	102.00	100.50	101.85	100.36

NOTE- MINUS SIGNS DENOTE OUTLYING VALUES

JT3D-7 • 2400 HOUR TEST SERIES •

MODE 3

UNIT	FUEL FLOW LBM/HR	CR F/A X100	PERF F/A X100	TT7 DEG R	EPR	THRUST LAF
2	10300.	1.6300	1.4700	1428.	1.860	18711.
4	10220.	1.6460	1.4850	1482.	1.860	18705.
5	10230.	1.6340	1.4790	1464.	1.860	18724.
7	9950.	1.5450	1.4290	1446.	1.860	18724.
8	9830.	1.6000	1.3850	1392.	1.860	18724.
11	9970.	1.5430	1.4370	1446.	1.850	18544.
13	9900.	1.6390	1.4000	1419.	1.860	18612.
14	10020.	1.6350	1.4130	1410.	1.860	18612.
15	10120.	1.6620	1.4450	1446.	1.860	18606.
17	10240.	1.5810	1.4820	1464.	1.860	18743.

NOTE- MINUS SIGNS DENOTE OUTLYING VALUES

JT3D-7 * 2400 HOUR TEST SERIES *

MODE 3

UNIT	CORR FU FL LBM/HR	COR CB F/A X100	COR PF F/A X100	CORR TT7 DEG R	COR THRUST LBF
2	10351.	1.6160	1.4570	1415.	18724.
4	10275.	1.6320	1.4720	1469.	18724.
5	10289.	1.6150	1.4620	1447.	18724.
7	10007.	1.5270	1.4130	1429.	18724.
8	9887.	1.5810	1.3690	1376.	18724.
11	9995.	1.5440	1.4380	1447.	18600.
13	9998.	1.6260	1.3900	1408.	18724.
14	10119.	1.6230	1.4020	1399.	18724.
15	10223.	1.6490	1.4340	1435.	18724.
17	10245.	1.5760	1.4780	1459.	18724.

NOTE- MINUS SIGNS DENOTE OUTLYING VALUES

JT3D-7 * 2400 HOUR TEST SERIES *

MODE 3

UNIT	CO2 CONC PER CENT	CO CONC PPM	HC CONC PPM	NO CONC PPM	NOX CONC PPM
2	3.439	19.8	6.0	107.3	104.0
4	3.473	21.4	6.7	106.8	103.9
5	3.454	16.1	4.5	104.4	104.0
7	3.263	18.0	5.1	100.2	96.9
8	3.380	20.3	5.5	107.8	104.6
11	3.257	19.6	7.4	102.8	99.2
13	3.469	14.8	3.9	-177.3	-174.9
14	3.452	17.8	6.6	110.4	105.5
15	3.510	19.2	5.6	99.7	96.2
17	3.329	22.5	5.2	95.4	93.3

NOTE - MINUS SIGNS DENOTE OUTLYING VALUES

JT3D-7 * 2400 HOUR TEST SERIES *

MODE 3

JIT	CO2 EI LB/KLB FU	CO EI LB/KLB FU	HC EI LB/KLB FU	NO EI LB/KLB FU	NOX EI LB/KLB FU	SMK NUMER FRONT SIDE
2	3150.	1.16	.61	10.28	10.28	48.83
4	3150.	1.23	.67	10.13	10.13	49.67
5	3158.	.94	.45	9.98	9.98	44.11
7	3157.	1.11	.54	10.13	10.13	47.64
8	3157.	1.21	.56	10.52	10.52	48.18
11	3156.	1.21	.78	10.41	10.41	51.68
13	3153.	.86	.39	-16.89	-16.89	-15.95
14	3152.	1.03	.66	10.54	10.54	49.03
15	3153.	1.10	.55	9.36	9.36	50.20
17	-3145.	1.35	.54	9.43	9.43	46.71

NOTE- MINUS SIGNS DENOTE OUTLYING VALUES

JT3D-7 * 2400 HOUR TEST SERIES *

MODE 3

UNIT	FCO X100	FHC X100	FNO X100	STD FCO X100	STD FHC X100	STD FNO X100
2	94.1720	85.6850	82.0620	87.4860	79.3480	94.6390
4	95.2860	82.4320	81.3110	88.4370	76.3060	93.7570
5	80.5490	63.3130	-72.3600	73.1760	57.3730	87.5530
7	69.1630	65.9020	-73.0600	-63.2110	59.7020	88.3940
8	86.5700	81.9950	76.9930	78.7040	74.1670	93.1190
11	90.7760	111.8620	87.4920	91.4630	112.2210	102.8300
13	110.5970	111.5300	85.3860	103.0170	103.0270	100.7480
14	109.8390	111.5300	85.3860	102.3280	103.0270	100.7480
15	83.9790	61.8600	-74.1400	78.3260	57.2720	87.5160
17	74.9620	67.9060	-72.9740	73.3800	66.3570	90.6660

NOTE- MINUS SIGNS DENOTE OUTLYING VALUES

JT3D-7 • 2400 HOUR TEST SERIES •

MODE 3

JNIT	NREC CO LB/KLB FU	EI	NREC HC LB/KLB FU	EI	NRE CNO LB/KLB FU	EI	NR CNOX LB/KLB FU	EI	SMK NUMBER CORRECTED
2	1.24		.65		11.85		11.85		48.83
4	1.33		.72		11.68		11.68		49.67
5	1.03		.50		12.08		12.08		44.11
7	1.21		.59		12.26		12.26		47.64
8	1.33		.62		-12.73		12.73		48.18
11	1.20		.78		12.24		12.24		51.68
13	.92		.42		-19.93		-19.93		-15.95
14	1.11		.72		12.44		12.44		49.03
15	1.16		.60		11.05		11.05		50.20
17	1.38		.55		11.71		11.71		46.71

NOTE- MINUS SIGNS DENOTE OUTLYING VALUES

JT3D-7 * 2400 HOUR TEST SERIES *

MODE 4

UNIT	N1 SPEED PER CENT	N2 SPEED PER CENT	CORR N1 PER CENT	CORR N2 PER CENT
2	96.50	99.20	96.08	98.77
4	96.20	99.10	95.79	98.67
5	97.00	99.00	96.44	98.43
7	96.00	99.50	95.45	98.93
8	96.00	100.00	95.45	99.43
11	96.00	100.00	96.05	100.05
13	97.00	101.00	96.63	100.61
14	97.00	100.50	96.63	100.11
15	97.00	-97.50	96.63	-97.13
17	96.00	98.50	95.86	98.36

NOTE - MINUS SIGNS DENOTE OUTLYING VALUES

JT3D-7 • 2400 HOUR TEST SERIES •

MODE 4

UNIT	FUEL FLOW LBM/HR	CR F/A X100	PERF F/A X100	TT7 DEG R	EPR	THRUST LBF
2	8490.	1.4670	1.3540	1356.	1.660	15815.
4	8350.	1.4540	1.3490	1392.	1.660	15810.
5	8400.	1.4570	1.3410	1356.	1.660	15820.
7	8200.	1.3810	1.3000	1338.	1.660	15826.
8	8200.	1.4210	1.3040	1347.	1.660	15826.
11	8160.	1.3580	1.2900	1338.	1.660	15779.
13	8270.	1.4650	1.2990	1329.	1.660	15731.
14	8230.	1.4230	1.2790	1302.	1.660	15731.
15	8210.	1.4750	1.3020	1356.	1.660	15726.
17	8400.	1.4070	1.3420	1356.	1.660	15842.

NOTE- MINUS SIGNS DENOTE OUTLYING VALUES

JT3D-7 • 2400 HOUR TEST SERIES •

MODE 4

UNIT	CORR FU FL LRM/HR	COR C9 F/A X100	COR PF F/A X100	CORR TT7 DEG R	COR THRUST LAF
2	8532.	1.4550	1.3430	1344.	15826.
4	8395.	1.4420	1.3370	1380.	15826.
5	8448.	1.4410	1.3250	1340.	15826.
7	8247.	1.3650	1.2850	1322.	15826.
8	8247.	1.4050	1.2900	1331.	15826.
11	8181.	1.3600	1.2910	1339.	15826.
13	8352.	1.4540	1.2890	1319.	15826.
14	8311.	1.4120	1.2700	1292.	15826.
15	8294.	1.4640	1.2920	1345.	15826.
17	8404.	1.4030	1.3380	1352.	15826.

NOTE- MINUS SIGNS DENOTE OUTLYING VALUES

JT30-7 • 2400 HOUR TEST SERIES •

MODE 4

UNIT	CO2 CONC PER CENT	CO CONC PPM	HC CONC PPM	NO CONC PPM	NOX CONC PPM
2	3.091	24.4	3.3	84.6	84.6
4	3.062	24.6	4.1	87.3	87.6
5	3.076	23.4	2.9	84.2	85.4
7	2.911	24.4	3.2	77.6	77.2
8	2.997	23.2	3.1	81.0	80.4
11	2.863	24.0	4.5	77.6	76.3
13	3.089	-16.5	4.4	-132.3	-130.5
14	2.998	20.0	3.4	83.6	82.7
15	3.109	25.4	2.9	-104.0	-104.7
17	2.956	32.5	2.6	72.6	73.8

NOTE- MINUS SIGNS DENOTE OUTLYING VALUES

JT3D-7 • 2400 HOUR TEST SERIES •

MODE 4

UNIT	CO ₂ FT LB/KLB FU	CO EI LB/KLB FU	HC FT LB/KLB FU	NO FT LB/KLB FU	NOX EI LB/KLB FU	SMK NUMBER FRONT SIDE
2	3150.	1.58	.36	9.01	9.02	49.74
4	3150.	1.61	.46	9.38	9.42	50.00
5	3157.	1.53	.32	9.04	9.17	47.94
7	3157.	1.68	.37	8.80	8.80	48.49
8	3157.	1.55	.35	8.92	8.92	49.21
11	3156.	1.68	.54	8.95	8.95	51.56
13	3153.	-1.07	.49	-14.12	-14.12	-17.01
14	3153.	1.34	.39	9.19	9.19	50.20
15	3152.	1.64	.32	-11.02	-11.09	52.46
17	-3145.	2.20	.30	8.07	8.21	47.89

NOTE- MINUS SIGNS DENOTE OUTLYING VALUES

JT30-7 * 2400 HOUR TEST SERIES *

MODE 4

UNIT	FCO X100	FHC X100	FNO X100	STD FCO X100	STD FHC X100	STD FNO X100
2	52.9580	52.0270	72.7960	49.7220	48.3070	84.0060
4	51.2350	51.0110	72.4580	48.1240	47.3400	83.5980
5	50.8790	49.6600	68.2540	46.8380	45.0770	82.6180
7	47.1390	54.9770	69.9460	43.5590	49.8690	84.6510
8	53.0750	60.8190	71.6640	48.9070	55.1290	86.7170
11	48.1360	62.2520	76.0270	48.4140	62.4310	89.3480
13	-63.9730	75.4530	77.7540	-60.1650	69.8330	91.7840
14	56.4310	68.3220	75.9230	53.1820	63.2630	89.6330
15	44.8270	36.7420	-65.3400	42.2480	-34.0940	-77.1700
17	44.4300	45.3900	-66.2370	43.6250	44.3860	82.3090

NOTE- MINUS SIGNS DENOTE OUTLYING VALUES

JT30-7 • 2400 HOUR TEST SERIES •

MODE 4

UNIT	NREC LB/KLB	CO FU	EI	NREC LB/KLB	MC FU	EI	NRF LB/KLB	CNO FU	EI	NR LB/KLB	CNOX FU	EI	SMK NUMBER CORRECTED
2		1.68			.39			10.40			10.40		49.74
4		1.71			.49			10.83			10.87		50.00
5		1.66			.35			10.94			11.10		47.94
7		1.82			.41			10.65			10.65		48.49
8		1.69			.39			10.79			10.79		49.21
11		1.67			.54			10.51			10.51		51.56
13		-1.14			.53			-16.67			-16.67		-17.01
14		1.42			.42			10.85			10.85		50.20
15		1.74			.35			-13.01			-13.10		52.46
17		-2.24			.31			10.03			10.20		47.89

NOTE- MINUS SIGNS DENOTE OUTLYING VALUES

JT3D-7 • 2400 HOUR TEST SERIES •

MODE 5

UNIT	N1 SPEED PER CENT	N2 SPEED PER CENT	CORR N1 PER CENT	CORR N2 PER CENT
2	87.00	94.90	86.63	94.49
4	86.80	94.70	86.43	94.29
5	87.00	94.50	86.50	93.96
7	86.00	96.00	85.51	95.45
8	86.00	95.50	85.51	94.95
11	85.50	95.50	85.54	95.55
13	86.00	94.00	85.67	95.63
14	-88.00	96.00	-87.66	95.63
15	86.00	-92.50	85.67	-92.15
17	87.00	94.00	86.87	93.86

NOTE- MINUS SIGNS DENOTE OUTLYING VALUES

JT3D-7 • 2400 HOUR TEST SERIES •

MODE 5

UNIT	FUEL FLOW LRM/HR	CR F/A X100	PERF F/A X100	TTT DEG R	EPR	THRUST LAF
2	5970.	1.2360	1.1730	1230.	1.400	11193.
4	5930.	1.2130	1.1730	1248.	1.400	11189.
5	5790.	1.2310	1.1470	1248.	1.400	11200.
7	5630.	1.1780	1.0990	1212.	1.400	11200.
8	5640.	1.2090	1.1050	1221.	1.400	11200.
11	5670.	1.1490	1.1180	1212.	1.390	10935.
13	5570.	1.2070	1.0810	1212.	1.400	11133.
14	5840.	1.2200	1.1330	1212.	1.400	11133.
15	5500.	1.2060	1.0710	1221.	1.400	11129.
17	5980.	1.2200	1.1770	1230.	1.400	11211.

NOTE- MINUS SIGNS DENOTE OUTLYING VALUES

JT3D-7 • 2400 HOUR TEST SERIES •

MODE 5

JNIT	CORR FU FL LRM/HR	COR CR F/A X100	COR PF F/A X100	COR TT7 DEG R	COR THRUST LBF
2	6000.	1.2250	1.1630	1219.	11200.
4	5962.	1.2030	1.1630	1237.	11200.
5	5823.	1.2170	1.1340	1233.	11200.
7	5662.	1.1650	1.0870	1198.	11200.
8	5673.	1.1950	1.0920	1207.	11200.
11	5684.	1.1500	1.1190	1213.	10968.
13	5625.	1.1980	1.0730	1202.	11200.
14	5898.	1.2110	1.1250	1202.	11200.
15	5556.	1.1970	1.0630	1211.	11200.
17	5983.	1.2170	1.1740	1226.	11200.

NOTE - MINUS SIGNS DENOTE OUTLYING VALUES

JY3D-7 * 2400 HOUR TEST SERIES *

MODE 5

UNIT	CO2 CONC PER CENT	CO CONC PPM	HC CONC PPM	NO CONC PPM	NOX CONC PPM
2	2.593	57.3	2.9	49.7	55.4
4	2.545	52.3	3.4	52.3	57.1
5	2.588	51.7	2.8	51.8	56.0
7	2.475	57.5	3.2	46.5	50.9
8	2.543	45.5	2.7	48.5	51.9
11	2.413	50.0	3.7	47.2	51.0
13	2.536	-24.9	5.6	-72.6	-74.2
14	2.563	45.4	3.1	53.7	56.8
15	2.530	69.1	3.5	-70.1	-76.8
17	2.556	64.7	2.4	45.9	51.9

NOTE - MINUS SIGNS DENOTE OUTLYING VALUES

JT3D-7 • 2400 HOUR TEST SERIES •

MODE 5

UNIT	CO2 EI LB/KLB FU	CO EI LB/KLB FU	HC EI LB/KLB FU	NO EI LB/KLB FU	NOX EI LB/KLB FU	SMK NUMBER FRONT SIDE
2	3146.	4.42	.38	6.31	7.03	47.84
4	3146.	4.11	.45	6.75	7.37	50.13
5	3153.	4.01	.37	6.60	7.13	49.61
7	3152.	4.66	.44	6.19	6.77	48.21
8	-3154.	3.59	.36	6.29	6.73	50.26
11	3152.	4.15	.53	6.45	6.96	50.84
13	3151.	-1.97	.76	-9.44	-9.63	-13.82
14	3149.	3.55	.41	6.90	7.29	51.28
15	3146.	5.47	.48	-9.11	-9.98	49.87
17	-3140.	5.06	.32	5.90	6.67	50.46

NOTE - MINUS SIGNS DENOTE OUTLYING VALUES

AD-A070 576

NORTHERN RESEARCH AND ENGINEERING CORP CAMBRIDGE MASS
TIME DEGRADATION FACTORS FOR TURBINE ENGINE EXHAUST EMISSIONS. --ETC(U)
MAY 78

F/G 13/2

DOT-FA74NA-1100

UNCLASSIFIED

NREC-1238-9

FAA-RD-78-56-4

NL

4 of 4

AD
A070576



END
DATE
FILMED
8 -79
DDC

JT3D-7 • 2400 HOUR TEST SERIES •

MODE 5

UNIT	FCO X100	FHC X100	FNO X100	STD FCO X100	STD FHC X100	STD FNO X100
2	23.1460	20.2410	57.7730	21.9990	18.8750	66.7170
4	21.9540	19.3310	57.1260	20.8780	18.0190	65.9770
5	21.8970	18.2440	53.3970	20.4860	16.6600	64.7130
7	24.0820	25.8010	58.1450	22.5480	23.5140	70.4480
8	23.7800	23.0230	56.5380	22.2460	20.9960	68.5120
11	22.2600	23.9770	60.2740	22.3520	24.0330	70.8270
13	25.2350	26.3550	60.2220	24.0270	24.5030	71.1450
14	25.7000	26.3550	60.2220	24.4600	24.5030	71.1450
15	-17.1460	-11.8430	-49.4850	-16.3760	-11.0390	-58.5060
17	20.5820	16.6390	-51.7740	20.2720	16.2950	64.3590

NOTE- MINUS SIGNS DENOTE OUTLYING VALUES

JT30-7 * 2400 HOUR TEST SERIES *

MODE 5

UNIT	NREC CO EI		NREC HC EI		NRE CNO EI		NR CNOX EI		SMK NUMBER CORRECTED
	LB/KLB	FU	LB/KLB	FU	LB/KLB	FU	LB/KLB	FU	
2	4.65		.41		7.28		8.12		47.84
4	4.33		.49		7.80		8.52		50.13
5	4.29		.40		8.00		8.65		47.61
7	4.98		.48		7.50		8.21		48.21
8	3.84		.40		7.32		8.15		50.26
11	4.14		.53		7.58		8.18		50.84
13	-2.07		.82		-11.15		-11.38		-13.82
14	3.73		.44		8.16		8.62		51.28
15	5.73		.51		-10.77		-11.80		49.87
17	5.14		.33		7.33		8.29		50.46

NOTE- MINUS SIGNS DENOTE OUTLYING VALUES

JT30-7 • 2400 HOUR TEST SERIES •

MODE 6

UNIT	N1 SPEED PER CENT	N2 SPEED PER CENT	CORR N1 PER CENT	CORR N2 PER CENT
2	71.50	87.50	71.19	87.12
4	70.20	87.20	69.90	86.82
5	71.00	87.00	70.59	86.50
7	68.00	88.50	67.61	87.99
8	69.00	88.00	68.60	87.50
11	69.50	88.00	69.53	88.04
13	70.00	88.00	69.73	87.66
14	-74.00	-90.00	-73.72	-89.65
15	68.50	-85.00	68.24	-84.67
17	70.00	86.50	69.90	86.38

NOTE - MINUS SIGNS DENOTE OUTLYING VALUES

JT3D-7 • 2400 HOUR TEST SERIES •

MODE 6

UNIT	FUEL FLOW LRM/HR	CR F/A X100	PERF F/A X100	TT7 DEG R	EPR	THRUST LBF
2	3500.	.9630	1.0150	1122.	1.170	5631.
4	3420.	.9410	.9910	1122.	1.170	5629.
5	3310.	.9320	.9600	1122.	1.170	5635.
7	3210.	.9350	.9240	1104.	1.170	5635.
8	3160.	.9250	.9100	1104.	1.170	5635.
11	3270.	.9130	.9420	1113.	1.170	5618.
13	3200.	.9050	.9160	1104.	1.170	5601.
14	-3630.	.9820	-1.0790	1104.	1.170	5601.
15	3180.	.9680	.9100	1104.	1.170	5599.
17	3340.	.9640	.9620	1104.	1.170	5641.

NOTE - MINUS SIGNS DENOTE OUTLYING VALUES

JT30-7 • 2400 HOUR TEST SERIES •

MODE 6

UNIT	CORR FU FL LBM/HR	COR CB F/A X100	COR PF F/A X100	CORR TT7 DEG R	COR THRUST LBF
2	3517.	.9540	1.0040	1112.	5635.
4	3438.	.9330	.9830	1112.	5635.
5	3329.	.9210	.9490	1109.	5635.
7	3229.	.9250	.9130	1091.	5635.
8	3178.	.9140	.8990	1091.	5635.
11	3278.	.9140	.9430	1114.	5635.
13	3232.	.8980	.9090	1095.	5635.
14	-3666.	.9740	-1.0310	1095.	5635.
15	3213.	.9610	.9030	1095.	5635.
17	3341.	.9610	.9600	1101.	5635.

NOTE- MINUS SIGNS DENOTE OUTLYING VALUES

JT3D-7 • 2400 HOUR TEST SERIES •

MODE 6

UNIT	CO ₂ CONC PER CENT	CO CONC PPM	HC CONC PPM	NO CONC PPM	NO _x CONC PPM
2	1.995	192.2	16.1	22.7	30.7
4	1.948	193.6	18.1	25.3	31.1
5	1.976	187.1	15.9	30.1	31.3
7	1.944	169.7	14.9	20.3	27.7
8	1.924	153.8	11.7	22.2	27.9
11	1.899	146.8	12.1	22.9	29.3
13	1.891	-63.7	-6.8	12.3	34.2
14	2.044	146.3	10.0	28.6	33.0
15	2.006	205.8	12.7	34.6	-47.2
17	1.998	176.0	13.2	25.4	30.6

NOTE - MINUS SIGNS DENOTE OUTLYING VALUES

JT3D-7 • 2400 HOUR TEST SERIES •

MODE 6

UNIT	CO2 EI LB/KLB FU	CO EI LB/KLB FU	HC EI LB/KLB FU	NO EI LB/KLB FU	NOX EI LB/KLB FU	SMK NUMBER FRONT SIDE
2	3116.	19.11	2.75	3.70	5.01	42.78
4	3114.	19.70	3.16	4.22	5.20	44.16
5	3122.	19.23	2.98	5.09	5.29	44.31
7	3126.	17.37	2.62	3.42	4.65	42.63
8	3130.	15.92	2.09	3.77	4.74	44.94
11	3130.	15.40	2.19	3.95	5.06	45.75
13	-3143.	-6.73	-0.88	5.61	5.94	-8.44
14	3129.	14.26	1.67	4.57	5.27	47.44
15	3115.	20.34	3.35	5.62	-7.66	43.06
17	3115.	17.47	2.26	4.14	4.99	40.79

NOTE- MINUS SIGNS DENOTE OUTLYING VALUES

JT3D-7 • 2400 HOUR TEST SERIES •

MONF 6

UNIT	FCO X100	FMC X100	FNO X100	STD FCO X100	STD FMC X100	STD FNO X100
2	7.4720	3.6530	37.9960	7.1890	3.4320	43.9690
4	7.0840	3.4090	37.3660	6.8180	3.2020	43.2330
5	6.8400	3.2180	34.9310	6.5090	2.9690	42.4440
7	8.0560	4.5500	37.9990	7.6560	4.1890	46.1500
8	7.5620	4.0590	36.9610	7.1920	3.7400	44.8960
11	7.5930	4.2310	39.3910	7.6120	4.2370	46.2780
13	7.4850	4.1490	38.2830	7.2090	3.8860	45.3160
14	-10.0750	-6.6880	-43.0360	-9.6790	-6.2520	-50.9200
15	5.7290	2.0370	-32.1860	-5.5190	-1.9120	-38.1160
17	6.7530	2.9360	33.8780	6.6760	2.8820	42.1390

NOTE- MINUS SIGNS DENOTE OUTLYING VALUES

JT3D-7 • 2400 HOUR TEST SERIES •

MODE 6

UNIT	NREC LB/KLA	CO FU	EI	NREC LB/KLB	MC FU	EI	NRE LB/KLA	CNO FU	EI	NR LB/KLA	CNOX FU	EI	SMK CORRECTED	NUMBER
2		19.86			2.92			4.29			5.80		42.78	
4		20.46			3.36			4.89			6.02		44.16	
5		20.20			3.23			6.18			6.43		44.31	
7		18.27			2.85			4.15			5.65		42.63	
8		16.74			2.27			4.58			5.76		44.94	
11		15.36			2.18			4.64			5.94		45.75	
13		-6.99			-0.93			6.64			7.03		-8.44	
14		14.84			1.78			5.41			6.24		47.44	
15		21.11			3.57			6.66			-9.07		43.06	
17		17.67			2.30			5.15			6.20		40.79	

NOTE- MINUS SIGNS DENOTE OUTLYING VALUES

JT3D-7 • 2400 HOUR TEST SERIES •

MODE 7

UNIT	N1 SPEED PER CENT	N2 SPEED PER CENT	CORR N1 PER CENT	CORR N2 PER CENT
2	35.50	63.50	35.35	63.23
4	35.60	64.00	35.45	63.72
5	36.00	64.00	35.79	63.63
7	-34.00	64.00	-33.81	63.63
8	35.00	64.00	34.80	63.63
11	-34.00	63.50	-34.02	63.53
13	35.00	64.00	34.87	63.75
14	36.00	64.00	35.86	63.75
15	-37.00	64.00	36.86	63.75
17	35.00	64.00	34.95	63.91

NOTE- MINUS SIGNS DENOTE OUTLYING VALUES

JT3D-7 • 2400 HOUR TEST SERIES •

MODE 7

UNIT	FUEL FLOW LBM/HR	CR F/A X100	PERF F/A X100	TT7 DEG R	EPR	THRUST LBF
2	1300.	.8070	.8250	1032.	1.040	1251.
4	1350.	.7700	.8500	1050.	-1.075	1286.
5	1300.	.7830	.8200	1050.	1.020	1281.
7	1170.	.7880	.7310	1032.	1.030	1281.
8	1220.	.7990	.7690	1050.	1.030	1281.
11	1240.	.7620	.7780	1014.	1.030	1270.
13	1180.	-.7130	.7360	1041.	1.030	1282.
14	1230.	.7540	.7610	1023.	1.030	1282.
15	1360.	.8410	.8520	1050.	1.030	1281.
17	1310.	.8340	.8200	1032.	1.030	1302.

NOTE- MINUS SIGNS DENOTE OUTLYING VALUES

JT3D-7 * 2400 HOUR TEST SERIES *

MODE 7

UNIT	CORR FU FL LBM/HR	COR CB F/A X100	COR PF F/A X100	CORR TT7 DEG R	COR THRUST LBF
2	1306.	.8000	.8170	1023.	1252.
4	1357.	.7630	.8430	1041.	1287.
5	1307.	.7740	.8100	1038.	1281.
7	1177.	.7790	.7230	1020.	1281.
8	1227.	.7900	.7600	1038.	1281.
11	1243.	.7630	.7790	1015.	1274.
13	1192.	-.7080	.7310	1033.	1290.
14	1242.	.7480	.7550	1015.	1290.
15	1374.	.8340	.8460	1042.	1290.
17	1311.	.8310	.8180	1029.	1301.

NOTE- MINUS SIGNS DENOTE OUTLYING VALUES

JT30-7 * 2400 HOUR TEST SERIES *

MODE 7

UNIT	CO2 CONC PER CENT	CO CONC PPM	HC CONC PPM	NO CONC PPM	NOX CONC PPM
2	1.483	809.3	405.0	6.1	10.4
4	1.422	788.5	357.1	6.9	10.8
5	1.434	813.0	415.3	10.1	11.2
7	1.437	806.4	436.6	5.5	9.0
8	1.478	773.9	394.6	7.6	10.2
11	1.382	793.3	442.5	6.3	10.0
13	1.384	-597.6	-158.8	11.2	11.2
14	1.393	740.1	364.0	10.3	10.7
15	-1.577	781.5	-346.8	-18.9	-23.8
17	1.486	-949.6	528.7	7.6	10.0

NOTE- MINUS SIGNS DENOTE OUTLYING VALUES

JT30-7 • 2400 HOUR TEST SERIES •

MODE 7

UNIT	CO2 EI LB/KLB FU	CO EI LB/KLB FU	HC EI LB/KLB FU	NO EI LB/KLB FU	NOX EI LB/KLB FU	SMK NUMBER FRONT SIDE
2	2775.	96.37	82.85	1.20	2.3	12.42
4	2789.	98.39	76.55	1.41	2.2	12.94
5	2764.	99.74	87.53	2.04	2.26	14.71
7	2755.	98.38	91.52	1.10	.81	14.72
8	2791.	93.03	81.49	1.51	2.01	18.00
11	2740.	100.09	95.92	1.31	2.07	17.92
13	-2929.	-80.45	-36.73	2.47	2.47	-4.90
14	2789.	94.32	79.70	2.15	2.25	15.67
15	-2829.	-89.22	-68.02	-3.54	-4.47	14.47
17	2690.	109.40	104.65	1.44	1.90	15.50

NOTE- MINUS SIGNS DENOTE OUTLYING VALUES

JT3D-7 * 2400 HOUR TEST SERIES *

MODE 7

UNIT	FCO X100	FHC X100	FNO X100	STD FCO X100	STD FHC X100	STD FNO X100
2	.2100	.0950	15.5760	.2090	.0900	18.0890
4	.2120	.0990	15.7220	.2110	.0940	18.2550
5	.2120	.0990	-14.9300	.2100	.0930	18.2250
7	.2120	.0990	-14.9300	.2100	.0930	18.2250
8	.2120	.0990	-14.9300	.2100	.0930	18.2250
11	.2100	.0930	15.4900	.2100	.0930	18.1910
13	.2130	.0990	15.3830	.2110	.0940	18.2650
14	.2130	.0990	15.3800	.2110	.0940	18.2650
15	.2130	.0990	15.3830	.2110	.0940	18.2650
17	.2120	.0970	-14.7090	.2110	.0950	18.3160

NOTE - MINUS SIGNS DENOTE OUTLYING VALUES

JT30-7 • 2400 HOUR TEST SERIES •

MODE 7

UNIT	NREC CO FI LA/KLR FU	NREC KC EI LA/KLR FU	NRE CNO FI LA/KLR FU	NR CNOX EI LA/KLR FU	SMK NUMBER CORRECTED
2	97.12	86.82	1.39	2.36	12.42
4	99.17	80.28	1.64	2.58	12.94
5	100.70	93.03	2.49	2.75	14.71
7	99.36	97.28	1.35	2.21	14.72
8	93.93	86.62	1.84	2.46	18.00
11	100.23	95.95	1.53	2.43	17.92
13	-81.34	-38.67	2.94	2.94	-4.00
14	95.36	83.91	2.56	2.67	15.67
15	-90.22	-71.66	-4.21	-5.31	14.47
17	109.59	106.07	1.80	2.36	15.50

NOTE - MINUS SIGNS DENOTE OUTLYING VALUES

JT3D-7 • 2400 HOUR TEST SERIES •

MODE 8

UNIT	N1 SPEED PER CENT	N2 SPEED PER CENT	CORR N1 PER CENT	CORR N2 PER CENT
2	33.00	60.00	32.86	-59.74
4	33.90	61.40	33.75	61.14
5	34.00	61.00	33.81	60.65
7	33.00	62.00	32.81	61.64
8	33.00	61.00	32.81	60.65
11	32.50	60.50	32.52	60.53
13	-32.00	60.50	-31.68	60.27
14	33.00	61.00	32.87	60.77
15	-35.00	61.50	-34.87	61.26
17	32.50	-59.50	32.45	-59.41

NOTE- MINUS SIGNS DENOTE OUTLYING VALUES

JT3D-7 • 2400 HOUR TEST SERIES •

MODE 8

UNIT	FUEL FLOW LBM/HR	CR F/A X100	PERF F/A X100	TT7 DEG P	EPR	THRUST LRF
2	1240.	.8320	.8860	1032.	1.030	1011.
4	1310.	.7930	.8970	1050.	-1.055	1101.
5	1230.	.8090	.8550	1050.	1.010	1067.
7	1150.	.7950	.7660	1032.	1.030	1138.
8	1190.	.8240	.8230	1041.	1.020	1067.
11	1190.	.7950	.8290	1023.	1.020	1055.
13	-1090.	-.7370	.7600	1032.	1.010	1033.
14	1170.	.7850	.7950	1014.	1.010	1069.
15	1200.	.8650	.8780	1041.	1.020	1104.
17	1230.	.8670	.8930	1032.	1.030	1001.

NOTE- MINUS SIGNS DENOTE OUTLYING VALUES

JT3D-7 • 2400 HOUR TEST SERIES •

MODE B

UNIT	CORR FU FL LRN/HR	COR CB F/A X100	COR PF F/A X100	CORR TT7 DEG R	COR THRUST LAF
2	1246.	.8250	.8790	1023.	1011.
4	1317.	.7860	.8890	1041.	1102.
5	1237.	.8000	.8450	1038.	1067.
7	1157.	.7860	.7570	1020.	1138.
8	1197.	.8150	.8140	1029.	1067.
11	1193.	.7950	.6300	1024.	1058.
13	-1101.	-.7310	.7550	1024.	1039.
14	1182.	.7790	.7890	1006.	1075.
15	1313.	.8580	.8720	1033.	1111.
17	1231.	.8640	.8900	1029.	1000.

NOTE- MINUS SIGNS DENOTE OUTLYING VALUES

JT3D-7 • 2400 HOUR TEST SERIES •

MODE B

UNIT	CO2 CONC PER CENT	CO CONC PPM	HC CONC PPM	NO CONC PPM	NOX CONC PPM
2	1.494	901.8	513.3	5.1	9.6
4	1.437	871.4	442.1	5.8	10.0
5	1.448	894.9	521.3	9.3	10.3
7	1.431	857.6	493.3	5.1	8.7
8	1.497	854.7	474.3	6.4	9.5
11	1.412	879.1	541.3	5.2	9.4
13	1.413	-659.8	-206.5	10.5	10.6
14	1.421	821.9	456.3	9.6	10.0
15	-1.594	860.9	-429.8	-22.2	-26.2
17	1.512	-1037.1	642.6	6.8	9.4

NOTE- MINUS SIGNS DENOTE OUTLYING VALUES

JT30-7 * 2400 HOUR TEST SERIES *

MODE 8

UNIT	CO2 EI LB/KLB FU	CO EI LB/KLB FU	HC EI LB/KLB FU	NO EI LB/KLB FU	NOX EI LB/KLB FU	SMK NUMBER FRONT SIDE
2	2711.	104.13	101.83	.96	1.82	13.19
4	2735.	105.56	92.02	1.16	2.00	13.84
5	2702.	106.26	106.34	1.81	2.02	14.64
7	2717.	103.61	102.39	1.01	1.72	14.34
8	2743.	99.65	95.00	1.22	1.82	18.68
11	2685.	106.36	112.50	1.03	1.86	19.10
13	-2894.	-86.00	-46.23	2.25	2.26	-5.31
14	2734.	100.64	95.98	1.93	2.00	15.06
15	-2781.	-95.56	-81.97	-4.05	-4.79	14.71
17	2633.	114.94	122.35	1.24	1.72	15.54

NOTE- MINUS SIGNS DENOTE OUTLYING VALUES

JT3D-7 * 2400 HOUR TEST SERIES *

MODE 8

UNIT	FCO X100	FHC X100	FNO X100	STD FCO X100	STD FHC X100	STD FNO X100
2	.1980	.0770	14.8080	.1970	.0740	-17.2020
4	.2030	.0830	15.0770	.2010	.0790	17.5090
5	.2010	.0820	14.2530	.1990	.0770	17.4020
7	.2040	.0860	14.4340	.2030	.0810	17.6220
8	.2010	.0820	14.2530	.1990	.0770	17.4020
11	.1990	.0770	14.7960	.1990	.0770	17.3750
13	.2000	.0790	14.5790	.1980	.0760	17.3180
14	.2020	.0820	14.6720	.2000	.0780	17.4280
15	.2040	.0840	14.7680	.2010	.0800	17.5380
17	-.1960	.0730	-13.7550	-.1960	-.0720	-17.1290

NOTE- MINUS SIGNS DENOTE OUTLYING VALUES

JT3D-7 * 2400 HOUR TEST SERIES *

MODE 8

UNIT	NREC CO EI LB/KLB FU	NREC HC EI LB/KLB FU	NRE CNO EI LB/KLB FU	NR CNOX EI LB/KLB FU	SMK NUMBER CORRECTED
2	104.93	106.62	1.12	2.12	13.19
4	106.40	96.43	1.35	2.32	13.84
5	107.28	112.90	2.21	2.46	14.64
7	104.61	108.73	1.24	2.10	14.34
8	100.60	100.87	1.49	2.22	18.68
11	106.51	112.55	1.21	2.18	19.10
13	-86.94	-48.63	2.67	2.69	-5.31
14	101.74	100.97	2.30	2.38	15.06
15	-96.63	-86.29	-4.81	-5.68	14.71
17	115.13	123.97	1.55	2.14	15.54

NOTE- MINUS SIGNS DENOTE OUTLYING VALUES

JT3D-7 * 3000 HOUR TEST SERIES *

UNIT	TSO HR	TSR HR	AMB TEMP DFG R	AMB PRESS IN HG	AMB HUMID LR H2O/AIR
2	21904.	2941.	534.2	30.07	.008280
4	19629.	2941.	531.2	30.07	.007840
5	19433.	2844.	522.2	29.95	.009220
8	21001.	2798.	522.7	29.94	.009110
11	18777.	3012.	518.7	30.08	.008340
13	20158.	2793.	536.2	30.07	.008470
14	21528.	2915.	522.7	30.14	.006310
17	28750.	2885.	517.7	30.21	.009570

JT30-7 * 3000 HOUR TEST SERIES *

MODE 1

UNIT	N1 SPEED PER CENT	N2 SPEED PER CENT	CORR N1 PER CENT	CORR N2 PER CENT
2	33.00	60.50	32.52	59.62
4	33.00	60.50	32.61	59.78
5	34.00	61.00	33.89	60.80
8	-31.50	60.00	-31.38	59.77
11	33.00	60.00	33.00	60.00
13	32.00	60.50	31.47	59.50
14	32.50	60.50	32.38	60.27
17	33.00	60.00	33.03	60.06

NOTE- MINUS SIGNS DENOTE OUTLYING VALUES

JT3D-7 * 3000 HOUR TEST SERIES *

MODE 1

UNIT	FUEL FLOW LBM/HR	CB F/A X100	PERF F/A X100	TT7 DEG R	EPR	THRUST LBF
2	1250.	.8900	.8880	1068.	1.020	1002.
4	1200.	.8950	.8660	-1104.	-1.060	1008.
5	1300.	.9100	.9100	1068.	1.020	1076.
8	1150.	.8930	.8150	1014.	1.020	1012.
11	1230.	.8340	.8680	1014.	1.030	1015.
13	-1120.	.8380	.7950	1068.	1.020	998.
14	1190.	.8520	.8150	996.	1.020	1032.
17	1310.	.8930	.9280	1032.	1.040	1014.

NOTE- MINUS SIGNS DENOTE OUTLYING VALUES

JT30-7 * 3000 HOUR TEST SERIES *

MODE 1

UNIT	CORR FU FL LBM/HR	COR CB F/A X100	COR PF F/A X100	CORR TT7 DEG R	COR THRUST LAF
2	1275.	.8640	.8629	1037.	1007.
4	1220.	.8740	.8450	1078.	1013.
5	1306.	.9040	.9040	1061.	1077.
8	1155.	.8860	.8090	1006.	1012.
11	1237.	.8340	.8680	1014.	1020.
13	1144.	.8110	-.7690	1033.	1003.
14	1203.	.8460	.8090	-988.	1039.
17	1321.	.8950	.9300	1034.	1024.

NOTE- MINUS SIGNS DENOTE OUTLYING VALUES

JT3D-7 * 3000 HOUR TEST SERIES *

MODE 1

UNIT	CO2 CONC PER CENT	CO CONC PPM	HC CONC PPM	NO CONC PPM	NOX CONC PPM
2	1.595	963.7	561.9	6.8	9.6
4	1.621	959.6	519.1	5.8	9.7
5	1.605	1001.3	656.2	9.0	10.2
8	1.553	986.9	713.8	5.4	8.6
11	1.476	912.8	595.7	7.0	8.6
13	-1.631	-640.8	-197.6	11.4	13.2
14	1.502	931.4	621.7	5.3	8.7
17	1.534	1028.0	759.8	3.5	8.3

NOTE- MINUS SIGNS DENOTE OUTLYING VALUES

JT3D-7 * 3000 HOUR TEST SERIES *

MODE 1

UNIT	CO2 EI LB/KLB FU	CO EI LB/KLB FU	HC EI LB/KLB FU	NO EI LB/KLB FU	NOX EI LB/KLB FU	SMK NIMRER FRONT SIDE
2	2706.	104.04	104.22	1.21	1.71	13.91
4	-2732.	102.90	-95.63	1.02	1.71	14.47
5	2665.	105.73	119.03	1.55	1.77	16.53
3	2627.	106.22	131.99	.96	1.53	20.00
11	2671.	105.13	115.87	1.32	1.63	16.40
13	-2934.	-73.36	-38.86	2.13	2.48	-6.45
14	2661.	105.01	120.41	.98	1.51	17.53
17	2594.	110.68	140.54	.62	1.47	22.86

NOTE- MINUS SIGNS DENOTE OUTLYING VALUES

JT3D-7 * 3000 HOUR TEST SERIES *

MODE 1

UNIT	FCO X100	FMC X100	FNO X100	STD FCO X100	STD FMC X100	STD FNO X100
2	.2020	-.0A60	15.1970	.1960	.0710	17.1740
4	.2010	-.0A40	15.2630	.1970	.0740	17.2110
5	.2010	.0A10	14.74A0	.2000	.07A0	17.4340
8	.19A0	.0770	14.6000	.1970	.0740	17.20A0
11	.19A0	.0750	14.76A0	.1970	.0750	17.2590
13	.2020	-.0A70	15.1A50	.1960	.0710	17.1490
14	.2010	.0A00	15.5490	.19A0	.07A0	17.3180
17	.1990	.0750	14.63A0	.19A0	.0750	17.2710

NOTE - MINUS SIGNS DENOTE OUTLYING VALUES

JT3D-7 • 3000 HOUR TEST SERIES •

MODE 1

UNIT	NREC CO EI LB/KLB FU	NREC HC EI LB/KLB FU	NRE CNO EI LB/KLB FU	NR CNOX EI LB/KLB FU	SMK NUMBER CORRECTED
2	107.02	122.66	1.37	1.93	13.91
4	105.35	109.26	1.16	1.92	14.47
5	106.40	123.49	1.84	2.10	16.53
8	106.95	137.52	1.13	1.80	20.00
11	105.55	116.94	1.55	1.91	16.40
13	-75.70	-46.65	2.41	2.80	-6.45
14	106.26	126.97	1.09	1.79	17.53
17	111.30	141.58	.74	1.76	22.88

NOTE- MINUS SIGNS DENOTE OUTLYING VALUES

JT3D-7 * 3000 HOUR TEST SERIES *

MODE 2

UNIT	N1 SPEED PER CENT	N2 SPEED PER CENT	CORR N1 PER CENT	CORR N2 PER CENT
2	36.00	64.50	35.47	63.56
4	36.00	64.00	35.57	63.24
5	36.40	64.00	36.28	63.79
8	35.50	64.00	35.36	63.75
11	-33.50	64.00	-33.50	64.00
13	36.00	-65.00	35.41	63.93
14	35.50	64.00	35.36	63.75
17	36.00	64.00	36.03	64.06

NOTE- MINUS SIGNS DENOTE OUTLYING VALUES

JT3D-7 • 3000 HOUR TEST SERIES •

MODE 2

UNIT	FUEL FLOW LBM/HR	CB F/A X100	PERF F/A X100	TY7 DEG R	EPR	THRUST LAF
2	1370.	.8740	.8540	1068.	1.020	1269.
4	1300.	.8770	.8360	-1104.	-1.060	1247.
5	1390.	-.9040	.8830	1068.	1.025	1291.
8	1300.	.8690	.8720	-1194.	1.025	1289.
11	1320.	.8070	.8140	1014.	1.030	1300.
13	-1240.	.7980	-.7560	1050.	1.020	1296.
14	1270.	.8340	.7780	1005.	1.020	1280.
17	1390.	.8730	.8610	1032.	1.040	1299.

NOTE- MINUS SIGNS DENOTE OUTLYING VALUES

JT3D-7 • 3000 HOUR TEST SERIES •

MODE 2

UNIT	CORR FU FL LBM/HR	COR CR F/A X100	COR PF F/A X100	CORR TT7 DEG R	COR THRUST LBF
2	1397.	.8490	.8290	1037.	1276.
4	1322.	.8560	.8160	1078.	1253.
5	1396.	.8970	.8770	1061.	1292.
8	1306.	.8620	.8650	-1185.	1290.
11	1327.	.8070	.8140	1014.	1307.
13	1267.	.7720	-.7310	1015.	1302.
14	1284.	.8290	.7720	997.	1290.
17	1402.	.8750	.8620	1034.	1312.

NOTE- MINUS SIGNS DENOTE OUTLYING VALUES

JT30-7 • 3000 HOUR TEST SERIES •

MODE 2

UNIT	CO2 CONC PER CENT	CO CONC PPM	HC CONC PPM	NO CONC PPM	NOX CONC PPM
2	1.614	860.6	429.0	6.8	11.2
4	1.629	857.7	-403.4	5.9	10.7
5	1.637	935.5	533.2	9.4	10.9
8	1.569	875.5	537.5	5.6	9.5
11	1.467	818.5	456.2	6.8	10.0
13	1.569	-566.8	-148.7	12.0	13.0
14	1.510	850.4	496.2	5.0	10.4
17	1.546	943.7	613.0	3.4	8.8

NOTE- MINUS SIGNS DENOTE OUTLYING VALUES

JT30-7 * 3000 HOUR TEST SERIES *

MODE 2

UNIT	CO2 EI LB/KLR FU	CO EI LB/KLR FU	HC FI LB/KLR FU	NO EI LB/KLR FU	NOX EI LB/KLR FU	SMK NUMBER FRONT SIDE
2	2785.	96.52	80.94	1.23	2.02	13.99
4	-2800.	93.86	-75.84	1.07	1.92	14.04
5	2733.	99.42	97.34	1.64	1.90	16.71
8	2724.	96.75	102.06	1.01	1.73	20.13
11	2744.	97.45	93.30	1.33	1.95	16.44
13	-2965.	-68.14	-30.71	-2.38	2.58	-5.01
14	2733.	97.96	98.19	.95	1.98	16.21
17	2672.	103.84	115.89	.62	1.58	21.71

NOTE- MINUS SIGNS DENOTE OUTLYING VALUES

JY3D-7 * 3000 HOUR TEST SERIES *

MODE 2

UNIT	FCO X100	FHC X100	FNO X100	STD FCO X100	STD FHC X100	STD FNO X100
2	.2160	-.1100	16.1170	.2100	.0930	18.1990
4	.2140	.1040	16.0550	.2090	.0910	18.0950
5	.2120	.0980	15.4620	.2110	.0940	18.2750
8	.2120	.0980	15.5000	.2110	.0940	18.2650
11	.2130	.0970	15.6990	.2120	.0960	18.3470
13	-.2180	-.1150	16.2410	.2110	.0950	18.3240
14	.2130	.0990	16.4030	.2110	.0940	18.2650
17	.2130	.0970	15.3540	.2120	.0960	18.3680

NOTE- MINUS SIGNS DENOTE OUTLYING VALUES

JT3D-7 • 3000 HOUR TEST SERIES •

MODE 2

UNIT	NREC CO EI LB/KLB FU	NREC HC EI LB/KLB FU	NRE CNO FI LB/KLB FU	NR CNOX EI LB/KLB FU	SMK NUMBER CORRECTED
2	97.25	95.59	1.38	2.28	13.99
4	96.11	86.85	1.20	2.16	14.04
5	100.05	101.05	1.94	2.25	16.71
8	97.43	106.43	1.19	2.04	20.13
11	97.84	94.20	1.56	2.28	16.44
13	-70.74	-37.03	2.68	2.91	-5.01
14	99.14	103.63	1.06	2.20	16.21
17	104.43	116.72	.74	1.89	21.71

NOTE - MINUS SIGNS DENOTE OUTLYING VALUES

JT3D-7 • 3000 HOUR TEST SERIES •

MODE 3

UNIT	N1 SPEED PER CENT	N2 SPEED PER CENT	CORR N1 PER CENT	CORR N2 PER CENT
----	-----	-----	-----	-----
2	-104.00	103.00	102.48	101.49
4	102.00	102.50	100.79	101.29
5	101.40	101.00	101.06	100.66
8	100.60	102.00	100.21	101.61
11	100.00	103.00	100.00	103.00
13	102.00	-104.50	100.32	102.78
14	102.50	103.50	102.11	103.10
17	101.00	100.00	101.10	100.10

NOTE- MINUS SIGNS DENOTE OUTLYING VALUES

JT3D-7 * 3000 HOUR TEST SERIES *

MODE 3

UNIT	FUEL FLOW LBM/HR	CR F/A X100	PERF F/A X100	TT7 DEG R	FPR	THRUST LRF
2	-10710.	1.6690	-1.5790	-1536.	1.860	1A631.
4	-10490.	1.6240	-1.5550	-1554.	1.860	1A631.
5	10020.	1.6000	1.4470	1446.	1.850	1A581.
8	10000.	1.6720	1.4170	1392.	1.850	1A588.
11	10000.	1.5840	1.4110	1410.	1.860	1A624.
13	9830.	1.5530	1.4540	1473.	-1.820	-1A071.
14	10050.	1.5740	1.4150	1410.	1.860	1A587.
17	10250.	1.5670	1.4680	1464.	1.860	1A544.

NOTE- MINUS SIGNS DENOTE OUTLYING VALUES

JT3D-7 * 3000 HOUR TEST SERIES *

MODE 3

UNIT	CORR FU FL LBM/HR	COR CB F/A X100	COR PF F/A X100	CORR TT7 DEG R	COR THRUST LBF
2	-10923.	1.6210	-1.5330	-1491.	18724.
4	-10669.	1.5860	-1.5190	-1517.	18724.
5	10064.	1.5890	1.4370	1436.	18600.
8	10045.	1.6590	1.4060	1381.	18600.
11	10053.	1.5840	1.4110	1410.	18724.
13	10045.	-1.5030	1.4070	1425.	-18162.
14	10163.	1.5620	1.4040	1399.	18724.
17	10339.	1.5700	1.4700	1467.	18724.

NOTE- MINUS SIGNS DENOTE OUTLYING VALUES

JT3D-7 * 3000 HOUR TEST SERIES *

MODE 3

UNIT	CO2 CONC PER CENT	CO CONC PPM	HC CONC PPM	NO CONC PPM	NOX CONC PPM
2	3.526	18.2	3.5	-120.6	-121.1
4	3.428	16.8	4.6	-114.3	-114.5
5	3.375	22.7	6.7	95.3	92.6
8	3.530	20.1	9.9	101.6	98.1
11	3.340	15.8	6.0	107.0	101.1
13	3.278	14.8	2.1	-185.7	-189.9
14	3.321	18.2	5.5	109.8	110.3
17	3.304	20.2	5.6	94.5	95.1

NOTE- MINUS SIGNS DENOTE OUTLYING VALUES

JT3D-7 • 3000 HOUR TEST SERIES •

MODE 3

UNIT	CO2 EI LB/KLB FU	CO EI LB/KLB FU	HC EI LB/KLB FU	NO EI LB/KLB FU	NOX EI LB/KLB FU	SMK NUMER FRONT SIDE
2	3153.	1.04	.34	-11.28	-11.33	38.43
4	3153.	.99	.46	-10.99	11.01	38.41
5	3152.	1.35	.68	9.31	9.31	42.80
8	3151.	1.14	.97	9.48	9.48	47.89
11	3150.	.95	.62	10.55	10.55	44.56
13	3154.	.91	.22	-18.68	-19.10	-12.50
14	3153.	1.10	.57	10.90	10.95	41.79
17	3150.	1.23	.59	9.42	9.48	49.07

NOTE- MINUS SIGNS DENOTE OUTLYING VALUES

JT30-7 • 3000 HOUR TEST SERIES •

MODE 3

UNIT	FCO X100	FHC X100	FNO X100	STD FCO X100	STD FHC X100	STD FNO X100
2	118.0580	108.8170	86.8150	90.5250	83.0510	95.6800
4	101.5340	99.2700	85.7280	82.5200	79.7400	94.7510
5	82.1320	74.8700	78.2470	77.6970	70.5000	91.9940
8	106.2510	90.9700	82.1460	99.2840	84.9250	96.1930
11	98.7090	112.2290	87.7880	98.4980	111.1570	102.5960
13	108.5170	-145.1820	92.6300	82.1180	106.5680	101.5660
14	102.0700	123.0880	-93.1850	95.2060	113.3790	103.0820
17	69.8570	63.0860	-74.7510	70.5750	63.0340	89.5550

NOTE- MINUS SIGNS DENOTE OUTLYING VALUES

JT3D-7 3000 HOUR TEST SERIES •

MODE 3

UNIT	NREC LB/KLB	CO FU	EI	NREC LB/KLB	HC FU	EI	NRE LB/KLB	CNO FU	EI	NR LB/KLB	CNOX FU	EI	SMK NUMBER CORRECTED
2		1.35			.45			12.43			12.48		38.43
4		1.21			.57			12.15			12.17		38.41
5		1.42			.72			10.94			10.94		42.80
8		1.22			1.03			11.10			11.10		47.89
11		.95			.62			12.33			12.33		44.56
13		1.20			.30			-20.49			-20.94		-12.50
14		1.18			.62			12.05			12.11		41.79
17		1.21			.59			11.28			11.36		49.07

NOTE- MINUS SIGNS DENOTE OUTLYING VALUES

JT3D-7 • 3000 HOUR TEST SERIES •

MODF 4

UNIT	N1 SPEED PER CENT	N2 SPEED PER CENT	CORR N1 PER CENT	CORR N2 PER CENT
2	-98.00	100.50	96.57	99.03
4	96.50	100.00	95.36	98.82
5	96.50	99.00	96.18	98.67
8	95.50	100.00	95.13	99.62
11	97.00	100.00	97.00	100.00
13	-97.50	-102.50	95.90	100.81
14	-97.50	101.10	97.13	100.71
17	96.00	98.00	96.09	98.09

NOTE- MINUS SIGNS DENOTE OUTLYING VALUES

JT3D-7 • 3000 HOUR TEST SERIES •

MODE 4

UNIT	FUEL FLOW LBM/HR	CB F/A X100	PERF F/A X100	TT7 DEG R	EPR	THRUST LAF
2	-8750.	-1.4800	-1.4080	1392.	1.660	15747.
4	8520.	1.4340	-1.3710	1392.	1.660	15747.
5	8200.	1.4220	1.3030	1347.	1.660	15810.
8	8140.	-1.4930	1.2900	1338.	1.660	15815.
11	8220.	1.3900	1.2960	1338.	1.660	15742.
13	8370.	1.4100	1.3290	1356.	1.660	15747.
14	8360.	1.4010	1.3070	1320.	1.660	15710.
17	8540.	1.4210	1.3500	1356.	1.660	15674.

NOTE- MINUS SIGNS DENOTE OUTLYING VALUES

JT3D-7 • 3000 HOUR TEST SERIES •

MODE 4

UNIT	CORR FU FL LAM/HR	COR CR F/A X100	COR PF F/A X100	COR TT7 DEG R	COR THRUST LAF
2	-8974.	1.4370	1.3670	1351.	15A26.
4	-8645.	1.4000	1.3390	1359.	15A26.
5	8236.	1.4130	1.2940	1338.	15A26.
8	8177.	-1.4810	1.2800	1327.	15A26.
11	8264.	1.3900	1.2960	1338.	15A26.
13	8553.	1.3640	1.2860	1311.	15A26.
14	8454.	1.3900	1.2970	1310.	15A26.
17	-8614.	1.4240	1.3530	1358.	15A26.

NOTE- MINUS SIGNS DENOTE OUTLYING VALUES

JT3D-7 • 3000 HOUR TEST SERIES •

MODE 4

UNIT	CO2 CONC PER CENT	CO CONC PPM	HC CONC PPM	NO CONC PPM	NOX CONC PPM
2	-3.130	20.5	1.8	-92.7	94.2
4	3.022	21.9	2.8	85.7	88.7
5	2.996	24.4	3.3	74.8	78.2
8	-3.146	24.5	4.2	76.3	78.9
11	2.926	20.3	3.2	80.1	81.3
13	2.972	-15.7	1.3	-145.3	-148.0
14	2.951	20.2	2.7	88.2	88.2
17	2.992	25.9	2.6	73.7	76.4

NOTE- MINUS SIGN DENOTE OUTLYING VALUES

JT3D-7 • 3000 HOUR TEST SERIES •

MODE 4

UNIT	CO2 EI LB/KLB FU	CO EI LB/KLB FU	HC EI LB/KLB FU	NO EI LB/KLB FU	NOX EI LB/KLB FU	SMK NUMRER FRONT SIDE
2	3153.	1.32	.20	9.79	9.95	-42.65
4	3153.	1.46	.32	9.34	9.67	44.37
5	3152.	1.63	.39	8.23	8.61	45.17
8	3152.	1.56	.46	7.99	8.26	49.74
11	3150.	1.39	.38	9.02	9.16	46.31
13	3154.	-1.06	.15	-16.13	-16.42	-14.21
14	3153.	1.37	.32	9.85	9.85	44.08
17	3150.	1.74	.30	8.12	8.41	52.56

NOTE- MINUS SIGNS DENOTE OUTLYING VALUES

JT3D-7 * 3000 HOUR TEST SERIES *

MODE 4

UNIT	FCO X100	FHC X100	FNO X100	STD FCO X100	STD FHC X100	STD FNO X100
2	-61.9510	66.1000	77.0260	49.5660	50.9060	85.0720
4	54.2850	60.2350	76.0390	45.5870	48.7390	84.1860
5	48.0330	50.1380	71.0610	45.8030	47.2900	83.5770
8	60.2890	61.2330	74.7040	56.9100	57.2720	87.5160
11	50.7780	62.4300	76.2760	50.6420	61.8330	89.1420
13	-67.3180	-98.1790	-84.3470	52.6840	72.6550	92.6600
14	57.8400	-77.1440	-83.3200	54.4760	71.2210	92.2180
17	43.5770	42.0320	67.7810	43.9200	41.9770	81.1960

NOTE- MINUS SIGNS DENOTE OUTLYING VALUES

JT3D-7 * 3000 HOUR TEST SERIES *

MODE 4

UNIT	NREC LB/KLB	CO FU	EI	NREC LB/KLB	HC FU	EI	NRE LB/KLB	CNO FU	FI	NR LB/KLB	CNOX FU	EI	SMK CORRECTED	NUMBER
2		1.65			.26			10.82			10.99		-42.65	
4		1.73			.40			10.34			10.71		44.37	
5		1.71			.41			9.68			10.12		45.17	
8		1.66			.50			9.36			9.68		49.74	
11		1.39			.38			10.54			10.70		46.31	
13		1.35			.20			-17.71			-18.04		-14.21	
14		1.46			.34			10.90			10.90		44.08	
17		1.72			.30			9.72			10.07		52.56	

NOTE- MINUS SIGNS DENOTE OUTLYING VALUES

T30-7 • 3000 HOUR TEST SERIES •

MODE 5

UNIT	N1 SPEED PER CENT	N2 SPEED PER CENT	CORR N1 PER CENT	CORR N2 PER CENT
2	-88.00	95.50	86.71	94.10
4	87.00	95.50	85.97	94.37
5	86.30	94.00	86.01	93.68
8	86.00	95.00	85.67	94.64
11	87.50	96.00	-87.50	96.00
13	-88.00	-98.00	86.55	96.39
14	87.50	96.50	87.16	96.13
17	86.00	93.50	86.08	93.59

NOTE- MINUS SIGNS DENOTE OUTLYING VALUES

JT3D-7 * 3000 HOUR TEST SERIES *

MODE 5

UNIT	FUEL FLOW LRM/HR	CB F/A X100	PERF F/A X100	TT7 DEG R	EPR	THRUST LAF
2	-6310.	-1.2570	-1.2480	1257.	1.400	11144.
4	-6800.	1.2100	-1.3600	-1284.	1.400	11144.
5	5680.	1.2080	1.1220	1212.	1.390	10957.
8	5710.	-1.2430	1.1290	1212.	1.390	10960.
11	5800.	1.1480	1.1300	1221.	1.400	11140.
13	5970.	1.1980	1.1680	1230.	1.400	11144.
14	5680.	1.1840	1.0930	1194.	1.400	11118.
17	6020.	1.2180	1.1640	1212.	1.400	11092.

NOTE- MINUS SIGNS DENOTE OUTLYING VALUES

JT3D-7 * 3000 HOUR TEST SERIES *

MODE 5

UNIT	CORR FU FL LBM/HR	COR CB F/A X100	COR PF F/A X100	CORR TT7 DEG R	COR THRUST LBF
2	-6436.	1.2210	-1.2120	1220.	11200.
4	-6916.	1.1810	-1.3280	1253.	11200.
5	5705.	1.2000	1.1150	1204.	10968.
8	5736.	1.2340	1.1200	1202.	10968.
11	5831.	1.1480	1.1300	1221.	11200.
13	-6100.	1.1590	1.1300	1190.	11200.
14	5744.	1.1750	1.0840	1185.	11200.
17	6072.	1.2200	1.1660	1214.	11200.

NOTE- MINUS SIGNS DENOTE OUTLYING VALUES

JT3D-7 * 3000 HOUR TEST SERIES *

MODE 5

UNIT	CO2 CONC PER CENT	CO CONC PPM	HC CONC PPM	NO CONC PPM	NOX CONC PPM
2	-2.642	43.4	1.6	56.2	60.2
4	2.540	44.7	3.0	53.0	59.7
5	2.536	56.2	2.7	47.8	54.3
8	-2.612	46.6	2.7	47.3	53.3
11	2.408	43.5	2.5	48.6	52.8
13	2.519	-19.7	1.0	-88.5	-89.7
14	2.486	43.0	2.0	55.0	59.7
17	2.555	60.8	2.5	43.9	51.7

NOTE- MINUS SIGNS DENOTE OUTLYING VALUES

JT3D-7 * 3000 HOUR TEST SERIES *

MODE 5

UNIT	CO2 EI LB/KLB FU	CO EI LB/KLB FU	HC EI LB/KLB FU	NO EI LB/KLB FU	NOX EI LB/KLB FU	SMK NUMBER FRONT SIDE
2	3150.	3.29	.20	7.00	7.50	44.71
4	3149.	3.53	.41	6.87	7.61	45.55
5	3148.	4.44	.36	6.21	7.05	46.94
8	3149.	3.58	.36	5.97	6.72	51.32
11	3147.	3.61	.35	6.64	7.21	49.87
13	3153.	-1.57	.13	-11.58	-11.74	-14.04
14	3150.	3.47	.28	7.29	7.90	47.40
17	3145.	4.77	.33	5.65	6.65	52.32

NOTE- MINUS SIGNS DENOTE OUTLYING VALUES

JT3D-7 • 3000 HOUR TEST SERIES •

MODE 5

UNIT	FCO X100	FMC X100	FNO X100	STD FCO X100	STD FMC X100	STD FNO X100
2	25.0620	22.0090	58.9560	20.9450	17.2440	65.2650
4	23.5930	22.3960	59.6850	20.4740	18.3490	66.2740
5	20.1990	16.4900	54.0970	19.4340	15.6140	63.6840
8	23.6760	20.7760	57.3790	22.6240	19.5190	67.2910
11	23.4780	26.8670	62.1400	23.4050	26.6100	72.6210
13	-30.2260	-38.4960	-67.2350	24.7280	-29.0010	74.1710
14	25.8300	-29.5460	-66.0170	24.5770	27.3920	73.1390
17	19.6460	15.3020	52.8800	19.7420	15.2670	63.3310

NOTE- MINUS SIGNS DENOTE OUTLYING VALUES

JT3D-7 • 3000 HOUR TEST SERIES •

MODE 5

UNIT	NREC CO EI LB/KLB FU	NREC MC EI LB/KLB FU	NRE CNO EI LA/KLB FU	NR CNOX EI LB/KLB FU	SMK NUMBER CORRECTED
2	3.94	.26	7.77	8.32	44.71
4	4.06	.50	7.63	8.44	45.55
5	4.61	.38	7.31	8.30	46.94
8	3.74	.38	7.00	7.88	51.32
11	3.63	.36	7.76	8.43	49.87
13	-1.92	.17	-12.78	-12.95	-14.04
14	3.64	.30	8.07	8.75	47.40
17	4.74	.33	6.76	7.96	52.32

NOTE- MINUS SIGNS DENOTE OUTLYING VALUES

JT3D-7 • 3000 HOUR TEST SERIES •

MODE 6

UNIT	N1 SPEED PER CENT	N2 SPEED PER CENT	CORR N1 PER CENT	CORR N2 PER CENT
2	-72.00	88.00	70.95	86.71
4	70.00	88.00	69.17	86.96
5	70.00	87.00	69.77	86.71
8	69.00	88.00	68.74	87.66
11	71.00	88.20	71.00	88.20
13	71.50	-90.00	70.32	88.52
14	70.50	89.00	70.23	88.66
17	69.00	86.00	69.07	86.08

NOTE- MINUS SIGNS DENOTE OUTLYING VALUES

JT3D-7 * 3000 HOUR TEST SERIES *

MODE 6

UNIT	FUEL FLOW LBM/HR	CB F/A X100	PERF F/A X100	TT7 DEG R	EPR	THRUST LAF
2	3520.	-1.0270	1.0240	-1140.	1.170	5607.
4	3420.	-1.0170	1.0100	-1176.	1.170	5607.
5	3300.	.9780	.9490	1104.	1.170	5629.
8	3220.	.9900	.9260	1104.	1.170	5631.
11	3350.	.9100	.9590	1104.	1.170	5605.
13	3380.	.9620	.9530	1068.	1.170	5607.
14	3290.	.9440	.9330	1086.	1.170	5594.
17	3330.	.9550	.9490	1104.	1.170	5581.

NOTE- MINUS SIGNS DENOTE OUTLYING VALUES

JT3D-7 * 3000 HOUR TEST SERIES *

MODE 6

UNIT	CORR F/U FL LRM/HR	COR CB F/A X100	COR PF F/A X100	CORR TT7 DEG R	COR THRUST LAF
2	-3590.	.9970	.9940	1107.	5635.
4	3478.	.9930	.9960	-1148.	5635.
5	3314.	.9710	.9670	1096.	5635.
8	3235.	.9830	.9190	1095.	5635.
11	3368.	.9100	.9590	1104.	5635.
13	3454.	.9310	.9210	-1033.	5635.
14	3327.	.9370	.9250	1077.	5635.
17	3359.	.9570	.9510	1106.	5635.

NOTE- MINUS SIGNS DENOTE OUTLYING VALUES

JT3D-7 • 3000 HOUR TEST SERIES •

MODE 6

UNIT	CO2 CONC PER CENT	CO CONC PPM	HC CONC PPM	NO CONC PPM	NOX CONC PPM
2	-2.139	151.3	10.5	28.2	34.4
4	-2.115	144.8	19.3	23.9	33.1
5	2.029	181.7	15.2	30.2	31.7
8	2.062	146.3	10.6	22.8	29.3
11	1.891	141.9	10.3	25.5	29.5
13	2.014	-49.7	-2.0	-40.0	-41.1
14	1.962	152.8	12.3	25.6	32.1
17	1.973	215.9	-26.6	-15.3	26.7

NOTE- MINUS SIGN DENOTE OUTLYING VALUES

JT3D-7 • 3000 HOUR TEST SERIES •

MODE 6

UNIT	CO2 EI LB/KLB FU	CO EI LB/KLB FU	HC EI LB/KLB FU	NO EI LB/KLB FU	NOX EI LB/KLB FU	SMK NUMBER FRONT SIDE
2	3129.	14.09	1.67	4.31	5.26	36.36
4	3126.	13.62	3.12	3.70	5.11	40.39
5	3121.	17.79	2.55	4.85	5.10	39.57
8	3129.	14.13	1.76	3.61	4.65	45.18
11	3125.	14.93	1.86	4.40	5.10	44.53
13	-3147.	-4.94	-0.34	-6.53	-6.71	-8.08
14	3126.	15.49	2.13	4.26	5.34	42.71
17	-3107.	21.65	-4.57	-2.53	4.40	46.23

NOTE- MINUS SIGNS DENOTE OUTLYING VALUES

JT3D-7 * 3000 HOUR TEST SERIES *

MODE 6

UNIT	FCO X100	FHC X100	FNO X100	STD FCO X100	STD FHC X100	STD FNO X100
2	8.2530	3.8790	38.5050	7.1790	3.1210	42.9630
4	8.2190	3.9470	39.0370	7.3400	3.3040	43.5630
5	7.2040	3.2730	36.4350	6.9890	3.1170	42.9490
8	8.1170	4.1100	38.5830	7.8370	3.8860	45.3160
11	7.7500	4.4470	39.9790	7.7230	4.4050	46.7230
13	-9.5460	-6.1270	-42.8600	8.1690	4.7630	47.6300
14	-8.6840	-5.2790	-43.2830	8.3450	-4.9270	48.0290
17	6.4240	2.7010	34.6110	6.4360	2.6900	41.4340

NOTE- MINUS SIGNS DENOTE OUTLYING VALUES

JT30-7 * 3000 HOUR TEST SERIES *

MODE 6

UNIT	NREC CO EI LB/KLB FU	NREC HC EI LB/KLB FU	NRE CNO EI LB/KLB FU	NR CNOX EI LB/KLB FU	SMK NUMBER CORRECTED
2	16.20	2.08	4.81	5.87	36.36
4	15.25	3.73	4.12	5.71	40.39
5	18.34	2.68	5.71	6.01	39.57
8	14.64	1.87	4.24	5.47	45.18
11	14.98	1.88	5.14	5.96	44.53
13	-5.78	-.44	-7.25	7.46	-8.08
14	16.12	2.29	4.73	5.93	42.71
17	21.61	-4.59	-3.02	-5.27	46.23

NOTE- MINUS SIGN DENOTE OUTLYING VALUES

JT3D-7 * 3000 HOUR TEST SERIES *

MODE 7

UNIT	N1 SPEED PER CENT	N2 SPEED PER CENT	CORR N1 PER CENT	CORR N2 PER CENT
----	-----	-----	-----	-----
2	36.00	64.00	35.47	63.06
4	35.00	64.00	34.59	63.24
5	36.00	64.00	35.88	63.79
8	34.50	64.00	34.37	63.75
11	36.00	63.70	36.00	63.70
13	35.00	64.00	34.42	-2.95
14	35.00	64.00	34.87	63.75
17	35.00	63.50	35.03	63.56

NOTE- MINUS SIGNS DENOTE OUTLYING VALUES

JT3D-7 * 3000 HOUR TEST SERIES *

MODE 7

UNIT	FUEL FLOW LBM/HR	CB F/A X100	PERF F/A X100	TT7 DEG R	EPR	THRUST LAF
2	1310.	.8230	.8220	1050.	1.030	1234.
4	1250.	.8210	.7910	1068.	-1.060	1247.
5	1320.	.7980	.8240	1032.	1.025	1291.
8	1200.	.8210	.7500	1032.	1.030	1289.
11	1250.	.7470	.7780	1014.	1.030	1279.
13	1200.	.7460	.7470	1032.	1.020	-1226.
14	1210.	.7630	.7450	1014.	1.020	1280.
17	1330.	.8210	.8360	1032.	1.040	1264.

NOTE - MINUS SIGNS DENOTE OUTLYING VALUES

JT3D-7 * 3000 HOUR TEST SERIES *

MODE 7

UNIT	CORR FU FL LBM/HR	COR CB F/A X100	COR PF F/A X100	CORR TT7 DEG R	COR THRUST LBF
2	1336.	.7990	.7980	1019.	1240.
4	1271.	.8020	.7720	1043.	1253.
5	1326.	.7920	.8190	1025.	1292.
8	1205.	.8150	.7440	1024.	1290.
11	1257.	.7470	.7780	1014.	1286.
13	1226.	-.7210	.7220	998.	-1232.
14	1224.	.7570	.7390	1006.	1290.
17	1342.	.8230	.8380	1034.	1276.

NOTE- MINUS SIGNS DENOTE OUTLYING VALUES

JT3D-7 • 3000 HOUR TEST SERIES •

MODE 7

UNIT	CO2 CONC PER CENT	CO CONC PPM	HC CONC PPM	NO CONC PPM	NOX CONC PPM
2	1.522	808.5	393.5	8.5	10.4
4	1.526	806.5	373.0	5.8	10.3
5	1.444	839.9	465.2	11.0	10.9
8	1.511	799.1	421.7	7.8	9.9
11	1.363	770.3	399.2	8.4	9.5
13	1.460	-567.8	-145.7	13.5	11.6
14	1.397	777.0	399.1	7.2	10.5
17	1.469	895.4	524.1	-3.9	8.6

NOTE- MINUS SIGNS DENOTE OUTLYING VALUES

JT3D-7 * 3000 HOUR TFST SERIES *

MODE 7

UNIT	CO2 EI LB/KLB FU	CO EI LB/KLB FU	HC EI LB/KLB FU	NO EI LB/KLB FU	NOX EI LB/KLB FU	SMK NUMBER FRONT SIDE
2	2791.	94.36	78.90	1.62	1.99	11.84
4	2802.	94.28	-74.92	1.11	1.97	14.47
5	2733.	101.15	96.25	2.18	2.18	16.10
8	2776.	93.48	84.75	1.50	1.90	20.32
11	2756.	99.10	88.23	1.79	2.00	17.20
13	-2953.	-73.09	-32.22	-2.86	2.86	-3.29
14	2765.	97.88	86.37	1.49	2.18	16.54
17	2700.	104.76	105.34	-0.76	1.66	20.00

NOTE- MINUS SIGNS DENOTE OUTLYING VALUES

JT30-7 * 3000 HOUR TEST SERIES *

MODE 7

UNIT	FCO X100	FMC X100	FNO X100	STD FCO X100	STD FMC X100	STD FNO X100
2	.2140	-.1050	15.9700	.2080	.0890	18.0360
4	.2140	-.1040	16.0550	.2090	.0910	18.0950
5	.2120	.0980	15.4620	.2110	.0940	18.2750
8	.2120	.0980	15.5000	.2110	.0940	18.2450
11	.2110	.0950	15.6130	.2110	.0940	18.2470
13	.2140	-.1070	15.9460	-.2070	-.0880	-17.9970
14	.2130	.0990	16.4030	.2110	.0940	18.2450
17	.2110	.0930	15.2150	.2100	.0930	18.2010

NOTE- MINUS SIGNS DENOTE OUTLYING VALUES

JT3D-7 • 3000 HOUR TEST SERIES •

MODE 7

UNIT	NREC CO EI LB/KLB FU	NREC MC EI LB/KLB FU	NRE CNO EI LB/KLA FU	NR CNOX EI LB/KLA FU	SMK NUMBER CORRECTED
2	97.08	93.13	1.83	2.24	11.84
4	96.54	85.80	1.25	2.22	14.47
5	101.80	99.92	2.57	2.57	16.10
8	94.13	88.38	1.77	2.24	20.32
11	99.49	89.08	2.09	2.34	17.20
13	-75.43	-38.80	3.22	3.22	-3.29
14	99.05	91.16	1.66	2.42	16.54
17	105.35	106.10	-0.91	1.98	20.00

NOTE- MINUS SIGNS DENOTE OUTLYING VALUES

JT30-7 • 3000 HOUR TEST SERIES •

MODE 8

UNIT	N1 SPEED PER CENT	N2 SPEED PER CENT	CORR N1 PER CENT	CORR N2 PER CENT
2	33.50	61.00	33.01	60.11
4	33.50	61.00	33.10	60.28
5	-34.50	61.50	34.38	61.29
8	33.00	61.00	32.87	60.77
11	34.00	61.00	34.00	61.00
13	-32.00	60.50	-31.47	-59.50
14	33.00	61.00	32.87	60.77
17	34.00	61.50	34.03	61.56

NOTE- MINUS SIGNS DENOTE OUTLYING VALUES

JT3D-7 * 3000 HOUR TEST SERIES *

MODE 8

UNIT	FUEL FLOW LBM/HR	CB F/A X100	PERF F/A X100	TT7 DEG R	EPR	THRUST LAF
2	1240.	.8470	.8570	1050.	1.020	1023.
4	1190.	.8450	.8430	-1104.	-1.060	1035.
5	1300.	.8630	.9120	-1113.	1.020	1112.
8	1160.	.8420	.7920	1014.	1.025	1074.
11	1230.	.7740	.8360	1014.	1.030	1086.
13	1130.	.7450	.7890	1032.	1.020	998.
14	1170.	.7820	.7940	1014.	1.020	1067.
17	1320.	.8340	.8850	1032.	1.040	1121.

NOTE- MINUS SIGNS DENOTE OUTLYING VALUES

JT3D-7 • 3000 HOUR TEST SERIES •

MODE 8

UNIT	CORR FU FL LAM/HR	COR CR F/A X100	COR PF F/A X100	CORR TT7 DEG R	COR THRUST LAF
2	1265.	.8220	.8330	1019.	1028.
4	1210.	.8250	.8230	-1078.	1040.
5	1306.	.8570	.9060	-1105.	1113.
8	1165.	.8350	.7860	1006.	1075.
11	1237.	.7740	.8360	1014.	1092.
13	1155.	-.7210	.7630	998.	1003.
14	1183.	.7760	.7870	1006.	1075.
17	1332.	.8360	.8870	1034.	1132.

NOTE- MINUS SIGNS DENOTE OUTLYING VALUES

JT3D-7 • 3000 HOUR TEST SERIES •

MODE 8

UNIT	CO2 CONC PER CENT	CO CONC PPM	HC CONC PPM	NO CONC PPM	NOX CONC PPM
2	1.529	906.0	505.4	7.3	9.3
4	1.542	887.0	456.6	5.5	9.7
5	-1.550	918.0	538.0	10.6	10.7
8	1.523	868.7	501.1	6.7	9.2
11	1.383	853.8	494.8	7.3	8.9
13	1.443	-613.5	-181.3	12.3	11.1
14	1.404	842.5	482.1	6.0	9.9
17	1.471	945.3	591.7	3.9	8.3

NOTE- MINUS SIGNS DENOTE OUTLYING VALUES

JT30-7 * 3000 HOUR TEST SERIES *

MODE 8

UNIT	CO2 EI LB/KLB FU	CO EI LB/KLB FU	HC EI LB/KLB FU	NO FI LB/KLB FU	NOX EI LB/KLB FU	SMK NUMBER FRONT SIDE
2	2724.	102.74	98.47	1.37	1.74	13.49
4	2753.	100.78	-89.13	1.03	1.81	14.74
5	2713.	102.24	102.93	1.93	1.95	14.80
8	2731.	99.11	98.22	1.26	1.72	19.84
11	2698.	105.99	105.52	1.50	1.82	14.86
13	-2922.	-79.03	-40.13	-2.60	2.60	-4.08
14	2714.	103.60	101.85	1.22	1.99	16.34
17	2661.	108.88	117.09	.75	1.57	20.67

NOTE- MINUS SIGNS DENOTE OUTLYING VALUES

JT3D-7 * 3000 HOUR TEST SERIES *

MODE 8

UNIT	FCO X100	FHC X100	FNO X100	STD FCO X100	STD FHC X100	STD FNO X100
2	.2030	-.0880	15.2940	.1980	.0750	17.2820
4	.2030	.0860	15.3600	.1980	.0760	17.3200
5	.2030	.0830	14.8420	.2010	.0800	17.5440
8	.2010	.0810	14.7870	.2000	.0780	17.4280
11	.2010	.0790	14.9560	.2010	.0780	17.4790
13	.2020	-.0870	15.1850	-.1960	-.0730	-17.1490
14	.2020	.0820	15.6480	.2000	.0780	17.4280
17	.2030	.0810	14.7160	.2020	.0810	17.6030

NOTE- MINUS SIGNS DENOTE OUTLYING VALUES

JT30-7 * 3000 HOUR TEST SERIES *

MODE 8

UNIT	NREC CO FI LB/KLB FU	NREC HC EI LB/KLB FU	NRE CNO FI LB/KLB FU	NR CNOX EI LB/KLB FU	SMK NUMBER CORRECTED
2	105.69	115.93	1.54	1.97	13.49
4	103.18	101.87	1.16	2.04	14.74
5	102.89	106.79	2.29	2.31	14.80
8	99.80	102.35	1.49	2.03	19.84
11	106.41	106.54	1.75	2.12	14.86
13	-81.54	-48.17	2.94	2.94	-4.08
14	104.84	107.41	1.35	2.22	16.34
17	109.50	117.95	-.89	1.88	20.67

NOTE- MINUS SIGNS DENOTE OUTLYING VALUES

5. FUEL ANALYSIS DATA

Unit No.	Test Series	deg API	H/C Ratio	FIA, percent		
				Paraffin	Olefin	Aromatic
1	Baseline	42.6	1.91	84	2	14
	600-Hour	42.3	1.91	84	2	14
	1200-Hour	43.2	1.95	85	2	13
2	Baseline	43.0	1.91	84	2	14
	600-Hour	42.3	1.91	84	2	14
	1200-Hour	43.2	1.93	85	2	13
	1800-Hour	42.8	1.90	82	2	16
	2400-Hour	45.2	1.93	82	1	17
	3000-Hour	44.9	1.92	81	2	17
3	Baseline	43.0	1.91	84	2	14
	600-Hour	42.3	1.91	84	2	14
	1200-Hour	43.2	1.93	85	2	13
4	Baseline	43.0	1.91	84	2	14
	600-Hour	42.3	1.91	84	2	14
	1200-Hour	43.2	1.93	85	2	13
	1800-Hour	42.8	1.90	82	2	16
	2400-Hour	45.2	1.93	82	1	17
	3000-Hour	44.9	1.92	81	2	17
5	Baseline	42.8	1.92	83	3	14
	600-Hour	42.3	1.91	85	1	14
	1200-Hour	43.4	1.92	85	2	13
	1800-Hour	42.6	1.91	84	2	14
	2400-Hour	44.9	1.90	82	1	17
	3000-Hour	44.3	1.92	82	1	17
6	Baseline	42.8	1.92	83	3	14
	600-Hour	42.3	1.91	85	1	14
7	Baseline	42.8	1.92	83	3	14
	600-Hour	42.3	1.91	85	1	14
	1200-Hour	43.4	1.92	85	2	13
	1800-Hour	42.6	1.91	84	2	14
	2400-Hour	44.9	1.90	82	1	17

* Fuel analysis data not available

Unit No.	Test Series	deg API	H/C Ratio	FIA, percent		
				Paraffin	Olefin	Aromatic
8	Baseline	43.6	1.93	85	2	13
	600-Hour	42.3	1.91	85	1	14
	1200-Hour	43.4	1.92	85	2	13
	1800-Hour	42.6	1.91	84	2	14
	2400-Hour	44.9	1.90	82	1	17
	3000-Hour	44.3	1.92	82	1	17
9	Baseline	43.2	1.94	84	3	13
10	Baseline	43.2	1.94	84	3	13
11	Baseline	43.2	1.94	84	3	13
	600-Hour	42.8	1.93	84	2	14
	1200-Hour	43.4	1.92	85	2	13
	1800-Hour	42.8	1.91	82	2	16
	2400-Hour	44.9	1.90	83	1	16
	3000-Hour	45.4	1.93	82	1	17
12	Baseline	43.6	1.92	85	2	13
	600-Hour	42.8	1.93	84	2	14
	1200-Hour	43.4	1.92	85	2	13
13	Baseline	43.8	1.92	86	2	12
	600-Hour	42.3	1.93	84	2	14
	1200-Hour	42.8	1.91	85	2	13
	1800-Hour	42.8	1.92	84	1	15
	2400-Hour *					
	3000-Hour	44.9	1.92	81	2	17
14	Baseline	43.8	1.92	86	2	12
	600-Hour	42.8	1.92	84	2	14
	1200-Hour	42.8	1.91	85	2	13
	1800-Hour	42.8	1.92	84	1	15
	2400-Hour *					
	3000-Hour	43.8	1.92	82	1	17
15	Baseline	43.8	1.92	86	2	12
	600-Hour	42.8	1.92	84	2	14
	1200-Hour	42.8	1.91	85	2	13
	1800-Hour	42.8	1.92	84	1	15
	2400-Hour *					

* Fuel analysis data not available

Unit No.	Test Series	deg API	H/C Ratio	FIA, percent		
				Paraffin	Olefin	Aromatic
16	Baseline	43.8	1.92	86	2	12
17	Baseline	43.0	1.91	85	2	13
	600-Hour	42.8	1.92	84	1	15
	1200-Hour	43.4	1.91	85	1	14
	1800-Hour	43.0	1.92	82	2	16
	2400-Hour	44.9	1.95	83	1	16
	3000-Hour	44.9	1.93	81	1	18
18	Baseline	43.0	1.91	85	2	13
	600-Hour	42.8	1.92	84	1	15

* Fuel analysis data not available

6. REFERENCES

1. Adams, H. T., Elements of Internal Combustion Turbine Theory, Cambridge University Press, 1949.
2. "T53 and T55 Gas Turbine Combustor and Engine Exhaust Emission Measurements", USAAMRDL Technical Report 73-47, December 1973.
3. "Control of Air Pollution from Aircraft and Aircraft Engines, Emissions Standards and Test Procedures for Aircraft", Federal Register, vol. 38, no. 136, Part II, July 17, 1973.