

AD-A070 577

NORTHERN RESEARCH AND ENGINEERING CORP CAMBRIDGE MASS
TIME DEGRADATION FACTORS FOR TURBINE ENGINE EXHAUST EMISSIONS. --ETC(U)
MAY 78

F/G 13/2

DOT-FA74NA-1100


UNCLASSIFIED

NREC-1238-10

FAA-RD-78-56-5

NL

1 OF 4
AD
A070577



Report No. FAA-RD-78-56, V

② LEVEL III

A070 576

ADA070577

**TIME DEGRADATION FACTORS
FOR TURBINE ENGINE EXHAUST EMISSIONS**

**VOLUME V
JT3D-3B TEST DATA**



DDC
RECEIVED
JUN 25 1979
RECEIVED

MAY 1978

B

INTERIM REPORT

Document is available to the public through the
National Technical Information Service,
Springfield, Virginia 22151

Prepared for

**U. S. DEPARTMENT OF TRANSPORTATION
FEDERAL AVIATION ADMINISTRATION
Systems Research & Development Service
Washington, D.C. 20590**

DDC FILE COPY

This document is disseminated under the sponsorship of the Department of Transportation in the interest of information exchange. The United States Government assumes no liability for its contents or use thereof.

12 75p

Technical Report Documentation Page

1. Report No. FAA-RD-78-56, V	2. Government Accession No.	3. Report's Catalog No. 11
4. Title and Subtitle Time Degradation Factors for Turbine Engine Exhaust Emissions, Volume V ₁ JT3D-3B Test Data	5. Report Date May 1978	6. Performing Organization Code
	7. Author(s)	8. Performing Organization Report No. FAA-NA-77-179 NREC - 1238 - 10
9. Performing Organization Name and Address Northern Research and Engineering Corporation 219 Vassar Street Cambridge, Massachusetts 02139	10. Grant or Contract No. (if any)	11. Contract or Grant No. DOT-FA74NA-1100
	12. Sponsoring Agency Name and Address Department of Transportation FEDERAL AVIATION ADMINISTRATION Systems Research and Development Service Washington, D. C. 20591	13. Type of Report and Period Covered Interim Report August 1974 - June 1977
15. Supplementary Notes This investigation was performed under a contract administered by the National Aviation Facilities Experimental Center, Atlantic City, New Jersey		
16. Abstract This is the fifth volume of eight-volume report concerning the degradation of turbine engine emissions. This volume contains a compilation of all emission test data and analysis data used in the development of degradation factors for the JT3D-3B engine type. In addition, the volume contains maintenance data for the test units during the period of testing, as well as analyses of the samples of fuel used in each test.		
17. Key Words Aircraft Turbine Engine Exhaust Emissions Time Degradation Factors		
18. Distribution Statement Document is available to the public through the National Technical Information Service, Springfield, Virginia 22151		
19. Security Classif. (of this report) UNCLASSIFIED	20. Security Classif. (of this page) UNCLASSIFIED	21. No. of Pages 369
		22. Price

18 FAA-RD, FAA-NA 1

19 78-56-5, 77-179-VOL-5

260 350

JO 13

TABLE OF CONTENTS

1. INTRODUCTION 1
 1.1 Content of Volume 1
 2. ENGINE TEST AND MAINTENANCE CHRONOLOGY 3
 3. NOMENCLATURE 9
 4. EMISSIONS AND ANALYSIS DATA 21
 Baseline Test Series 23
 600 Hour Test Series 80
 1200 Hour Test Series 137
 1800 Hour Test Series 194
 2400 Hour Test Series 251
 3000 Hour Test Series 308
 5. FUEL ANALYSIS DATA 365
 6. REFERENCES 369

Accession For	
NTIS GRA&I	<input checked="" type="checkbox"/>
DDC TAB	<input type="checkbox"/>
Unannounced	<input type="checkbox"/>
Justification	
By _____	
Distribution/	
Availability Codes	
Dist	Avail and/or special
A	

LIST OF FIGURES

Figure 1.	Mean EPR versus N_2 Curve in the Idle Regime	11
Figure 2.	Estimated Engine Thrust versus Engine Pressure Ratio Characteristic with NAFEC Emissions Sampling Rake Installed	13
Figure 3.	Estimated Engine Thrust versus Corrected High Rotor Speed in the Idle Regime	14
Figure 4.	Typical Production Engine Performance	18

I. INTRODUCTION

This is the fifth volume of an eight-volume report concerning the degradation of turbine engine emissions. This volume contains test data obtained for the JT3D-3B engine type as installed on the DC-8-61 aircraft. The engines, owned and operated by UAL, were tested in San Francisco by UAL personnel.

The other volumes of the report are listed below:

- Volume I - Program Description and Results
- Volume II - JT8D-9 Test Data
- Volume III - JT8D-7 Test Data
- Volume IV - JT3D-7 Test Data
- Volume VI - JT9D-3A Test Data
- Volume VII - RB211-22B Test Data
- Volume VIII - CF700-2D Test Data

Regarding the test data, it should be noted that EPA test specifications were not followed where they conflicted with the interests of degradation testing. Hence, comparison of absolute emission levels presented in this report with EPA standards may be misleading.

1.1 CONTENT OF VOLUME

There are four sections that make up the volume: Engine Test and Maintenance Chronology; Nomenclature; Emissions and Analysis Data; and Fuel Analysis Data.

The Engine Test and Maintenance Chronology section contains a chronological, unit-by-unit, listing of noteworthy events occurring to a particular engine in the course of the program. This includes test dates, dates and descriptions of maintenance, and the dates of installations onto other aircraft that may have occurred. If an engine was removed from the program, the date and reason are also included.

The Nomenclature section contains a listing and description of all the titles and column headings used in the two succeeding sections. This includes all equations used in the various calculations.

The Emissions and Analysis Data section includes all data gathered during a test, plus the results of any calculations performed on that data

It consists of a number of tables arranged according to test series. For the JT3D-3B engine there were six such series; Baseline; 600 Hour; 1200 Hour; 1800 Hour; 2400 Hour; and 3000 Hour. The hour designations represent the nominal value of time since baseline (TSB) for each engine tested. The actual values of TSB are scattered about the nominal values. Within each test series, the data is further subdivided into a table of data pertinent to an entire test for an engine and a series of seven tables for each of the eight modes tested. Thus there are a total of 57 tables for each test series. In addition, the section begins with a set of notes documenting the data.

The Fuel Analysis Data section contains a unit-by-unit listing of the results of analyses performed on samples of jet fuel used during the emission tests. During each engine test, a sample of fuel was taken from the same fuel tank as used during the test and subsequently analyzed. The results of the analyses include API gravity, hydrogen-carbon ratio and the percentages of paraffins, olefins and aromatics.

2. ENGINE TEST AND MAINTENANCE CHRONOLOGY

Unit No./ Serial No.	Date	Item
1/669229	7/9/75 9/3/75 9/7/75 9/23/75 10/10/75 12/3/75 3/9/76 3/30/76 6/16/76 8/20/76 9/14/76	Original Test A/C No. <u>2470</u> , Position No. <u>1</u> Baseline Emission Test Throttle rigged out of rig Accomplished FCU trim "600-Hour" Emission Test Down-trimmed engine 35 clicks "1200-Hour" Emission Test FCU replaced "1800-Hour" Emission Test "2400-Hour" Emission Test "3000-Hour" Emission Test Retrimmed engine down
2/669432	7/9/75 9/23/75 10/10/75 12/3/75 3/30/76 6/16/76 8/20/76 9/14/76	Original Test A/C No. <u>2470</u> , Position No. <u>2</u> Baseline Emission Test "600-Hour" Emission Test Down-trimmed engine 35 clicks "1200-Hour" Emission Test "1800-Hour" Emission Test "2400-Hour" Emission Test "3000-Hour" Emission Test Retrimmed engine up
3/669448	7/9/75 9/23/75 11/24/75	Original Test A/C No. <u>2470</u> , Position No. <u>3</u> Baseline Emission Test "600-Hour" Emission Test Engine removed due to metal in oil screen
4/64408	8/27/75 10/7/75	Original Test A/C No. <u>2470</u> , Position No. <u>4</u> Baseline Emission Test "600-Hour" Emission Test

Unit No. / Serial No.	Date	Item
4/644408 Continued	2/25/76 4/6/76	"1200-Hour" Emission Test Engine removed due to compressor damage
5/642511	7/14/75 8/8/75 10/2/75 1/12/76 3/16/76 5/24/76 6/28/76	Original Test A/C No. <u>2598</u> , Position No. <u>2</u> Baseline Emission Test Replaced pneumatic regulator actuator output low "600-Hour" Emission Test "1200-Hour" Emission Test "1800-Hour" Emission Test "2400-Hour" Emission Test Engine removed from program due to N ₁ shaft out of limits
6/669235	7/14/75 10/2/75 1/12/76 1/14/76	Original Test A/C No. <u>2598</u> , Position No. <u>3</u> Baseline Emission Test "600-Hour" Emission Test "1200-Hour" Emission Test Engine removed from program due to deteriorated hot section
7/669338	7/21/75 7/30/75 10/7/75 10/8/75 1/13/76 3/22/76 7/14/76 8/30/76	Original Test A/C No. <u>2478</u> , Position No. <u>1</u> Baseline Emission Test Anti-ice valve open replaced valve "600-Hour" Emission Test Anti-ice valve open in flight, replaced "1200-Hour" Emission Test "1800-Hour" Emission Test "2400-Hour" Emission Test "3000-Hour" Emission Test
8/669234	7/21/75 10/6/75	Original Test A/C No. <u>2478</u> , Position No. <u>2</u> Baseline Emission Test Anti-ice valve inoperative, replaced

Unit No./ Serial No.	Date	Item
8/669234 Continued	10/7/75	"600-Hour" Emission Test
	1/13/76	"1200-Hour" Emission Test
	3/22/76	"1800-Hour" Emission Test
	4/5/76	Pneumatic relief open, adjusted valve
	7/14/76	"2400-Hour" Emission Test
	7/15/76	Engine removed from program due to compressor disk limit
	9/669533	
7/21/75	Baseline Emission Test	
7/30/75	Pneumatic heat exchanger leaking, replaced	
10/7/75	"600-Hour" Emission Test	
1/19/76	"1200-Hour" Emission Test	
3/22/76	"1800-Hour" Emission Test	
4/24/76	Engine removed due to burner can shift	
10/643983		Original Test A/C No. <u>2478</u> , Position No. <u>4</u>
7/21/75	Baseline Emission Test	
10/7/75	"600-Hour" Emission Test	
1/13/76	"1200-Hour" Emission Test	
3/22/76	"1800-Hour" Emission Test	
7/14/76	"2400-Hour" Emission Test	
8/30/76	"3000-Hour" Emission Test	
11/645348		Original Test A/C No. <u>2595</u> , Position No. <u>1</u>
9/9/75	Baseline Emission Test	
12/9/75	"600-Hour" Emission Test	
2/19/76	Engine retrimmed	
2/24/76	"1200-Hour" Emission Test	
5/7/76	"1800-Hour" Emission Test	
7/21/76	"2400-Hour" Emission Test	
8/31/76	Retrimmed engine	
9/9/76	Engine removed from program due to disk limit	

Unit No./ Serial No.	Date	Item
12/669646	9/9/75	Original Test A/C No. <u>2595</u> , Position No. <u>2</u>
		Baseline Emission Test
	12/9/75	"600-Hour" Emission Test
	2/19/76	Engine retrimmed
	2/24/76	"1200-Hour" Emission Test
	5/7/76	"1800-Hour" Emission Test
	7/21/76	"2400-Hour" Emission Test
13/669477	10/14/76	"3000-Hour" Emission Test
		Original Test A/C No. <u>2595</u> , Position No. <u>3</u>
	9/9/75	Baseline Emission Test
	12/9/75	"600-Hour" Emission Test
	2/19/76	Retrimmed engine
	3/2/76	"1200-Hour" Emission Test
	5/7/76	"1800-Hour" Emission Test
14/644947	5/14/76	Up-trimmed idle screw; retrimmed engine in part power; rerigged throttle
		Original Test A/C No. <u>2595</u> , Position No. <u>4</u>
	7/21/76	"2400-Hour" Emission Test
	10/14/76	"3000-Hour" Emission Test
		Baseline Emission Test
	12/9/75	"600-Hour" Emission Test
	2/19/76	Retrimmed engine
15/645448	3/2/76	"1200-Hour" Emission Test
	5/7/76	"1800-Hour" Emission Test
	5/27/76	Engine removed due to high oil consumption
		Original Test A/C No. <u>2499</u> , Position No. <u>1</u>
	9/11/75	Baseline Emission Test
	11/24/75	Engine removed due to second stage fan damage

Unit No./ Serial No.	Date	Item
16/669373	9/11/75 11/4/75	Original Test A/C No. <u>2499</u> , Position No. <u>2</u> Baseline Emission Test Engine removed due to foreign object damage
17/644804	9/11/75 12/2/75 3/11/76 5/12/76 5/21/76 7/20/76 7/27/76 7/30/76	Original Test A/C No. <u>2499</u> , Position No. <u>3</u> Baseline Emission Test "600-Hour" Emission Test "1200-Hour" Emission Test Replaced pneumatic on/off valve "1800-Hour" Emission Test Retrimmed engine "2400-Hour" Emission Test Engine removed from program due to compressor T-1 disk limit
18/645024	9/11/75 12/2/75 3/11/76 5/21/76 7/20/76 7/24/76	Original Test A/C No. <u>2499</u> , Position No. <u>4</u> Baseline Emission Test "600-Hour" Emission Test "1200-Hour" Emission Test "1800-Hour" Emission Test Retrimmed engine Engine removed from program due to compressor disk limit

3. NOMENCLATURE

Name	Symbol	Description	Unit
TSO	TSO	Time Since Overhaul	hrs
TSB	TSB	Time Since Baseline	hrs
AMB TEMP	T_a	Ambient temperature	deg R
AMB PRESS	P_a	Barometric pressure	in Hg abs
AMB HUMID	H	Ambient humidity	lbm H ₂ O per lbm dry air
MODE 1		Idle, initial - 60 per cent N_2 nominal	
MODE 2		Idle "plus", initial - 64 per cent N_2	
MODE 3		Take-off - T.O. EPR from airline engine operating guide	
MODE 4		Climb - EPR corresponding to 85 percent T.O. thrust	
MODE 5		Intermediate - EPR corresponding to 60 percent T.O. thrust	
MODE 6		Approach - EPR corresponding to 30 T.O. thrust	
MODE 7		Idle "plus", final - see MODE 2	
MODE 8		Idle, final - see MODE 1	
N1 SPEED	N_1	Rotational speed of low pressure turbine, given as a percent of design speed (7000 rpm)	percent
N2 SPEED	N_2	Rotational speed of high pressure turbine, given as a percent of design speed (9655 rpm)	percent
CORR N1	N_1'	N_1 speed corrected to standard ambient conditions $N_1' = N_1 \times \sqrt{518.7/T_a} \text{ (Ref 1)}$	percent

Name	Symbol	Description	Unit
CORR N2	N_2'	Corrected N_2 speed (Ref 1) $N_2' = N_2 \times \sqrt{518.7/T_a}$	percent
FUEL FLOW	F	Fuel Flow	lbm per hr
CB F/A	$(F/A)_{CB}$	Carbon balance fuel-air ratio (Ref 2, dry basis) $(F/A)_{CB} = \frac{(12+a) \times 4.77(1+0.25a)}{(1+0.25a)(32+3.73 \times 28+0.04 \times 40)} +$ $\left[\frac{100}{\frac{CO+CO_2+HC}{10^4} + 0.25a} - \frac{1}{2} \left(\frac{CO/10^4}{\frac{CO+CO_2+HC}{10^4}} \right) - \frac{(1+0.25a)HC/10^4}{\frac{CO+CO_2+HC}{10^4}} \right]$ where a is the hydrogen-carbon ratio of the fuel as obtained in the fuel analysis. (A mean value was used when the analysis was not available; $a_{mean} = 1.90$)	
PERF F/A	$(F/A)_{PF}$	Performance fuel-air ratio, obtained iteratively from $(F/A)_{PF} = \frac{F \sqrt{T_{T7}/3600}}{W \times CD \times ARN \times A_{rat} \times EPR \times P_a}$ where EPR is obtained from curve shown in Figure 1 for modes 1, 2, 7 and 8. Actual test data is used for other modes. W(nozzle flow parameter) = $\frac{M \sqrt{\gamma g/R} \sqrt{1 + \frac{\gamma-1}{2} M^2}}{(1 + \frac{\gamma-1}{2} M^2)^{\frac{\gamma}{\gamma-1}}}$ M(nozzle discharge Mach Number) = $\left[\frac{EPR \frac{\gamma-1}{\gamma} - 1}{\frac{\gamma-1}{2}} \right]^{1/2}$ g = 32.174 ft per sec ² ARN(nozzle discharge area) = 548 sq in γ (nozzle specific heat ratio) = 1.3837 - 0.685 (F/A) _{PF} -0.0000636 (T _{T7} - 950)	

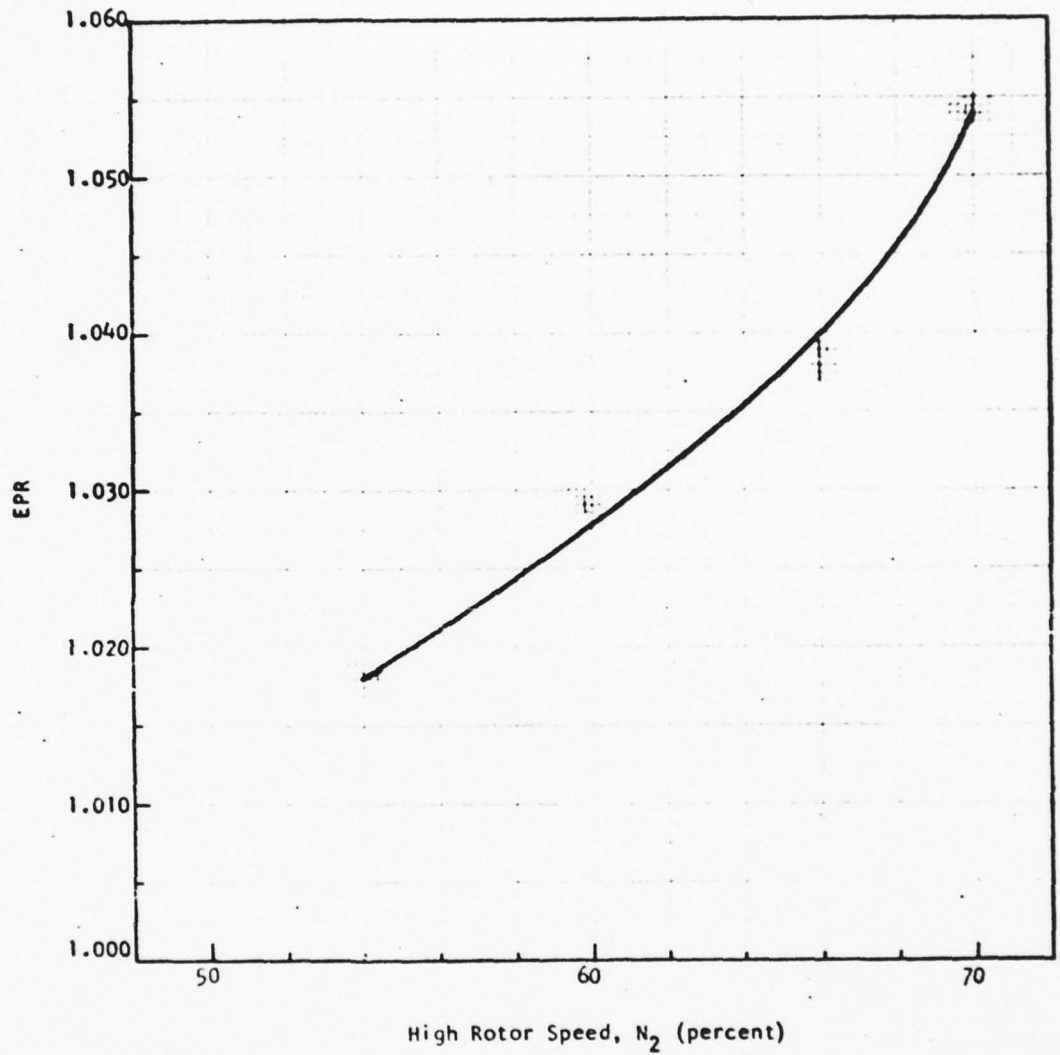


Figure 1. Mean EPR versus N₂ Curve
in the Idle Regime

Name	Symbol	Description	Unit
PERF F/A Continued		$R(\text{nozzle gas constant}) =$ $53.342 + 4.797 (F/A)_{PF}$ $A_{rat}(\text{nozzle thermal growth ratio}) =$ $1 + 0.000015 (T_{T7} - 200)$ $CD(\text{nozzle discharge coefficient}) =$ $0.88 + 0.0667 (EPR - 1)$ Initially, $(F/A)_{CB}$ is used in the calculation of γ and R	
TT7	T_{T7}	Exhaust gas temperature	deg R
EPR	EPR	Engine pressure ratio	
THRUST	TH	Thrust (obtained from $TH = TH' \times (P_a / 29.92)$ (Ref 1))	lbf
CORR FU FL	F'	Corrected fuel flow (Ref 1) $F' = F \times (29.92 / P_a) \times \sqrt{518.7 / T_a}$	lbm per hr
COR CB F/A	$(F/A)'_{CB}$	Corrected carbon balance fuel-air ratio (Ref 1) $(F/A)'_{CB} = (F/A)_{CB} \times (518.7 / T_a)$	
COR PF F/A	$(F/A)'_{PF}$	Corrected performance fuel-air ratio (Ref 1) $(F/A)'_{PF} = (F/A)_{PF} \times (518.7 / T_a)$	
CORR TT7	T_{T7}'	Corrected exhaust gas temperature $T_{T7}' = T_{T7} \times (518.7 / T_a)$	deg R
COR THRUST	TH'	Corrected thrust (obtained from curve shown in Fig. 3 for modes 3 through 6 and from the curve shown in Fig 3 for modes 1, 2, 7 and 8)	lbf

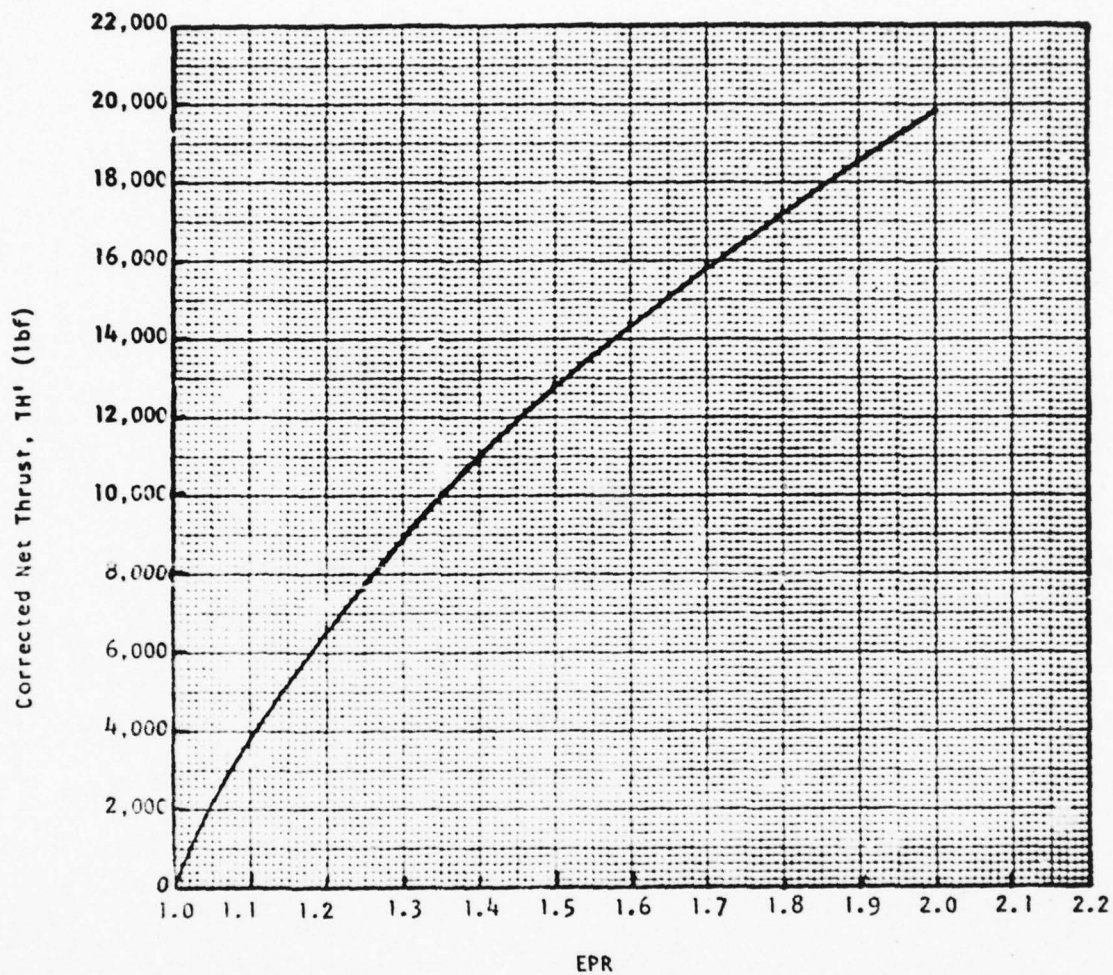
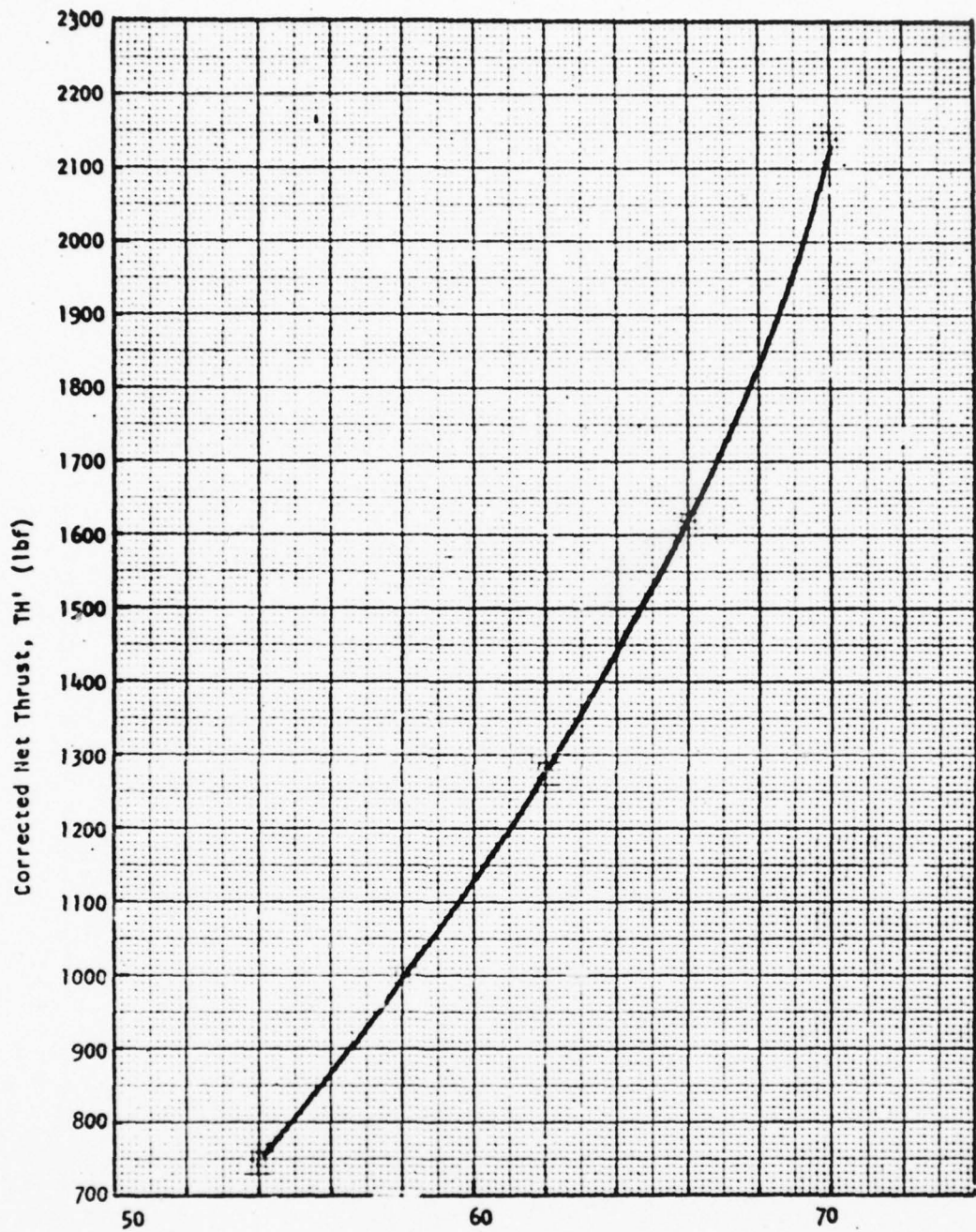


Figure 2. Estimated Engine Thrust versus Engine Pressure Ratio Characteristic with NAPEC Emissions Sampling Rake Installed



Corrected High Rotor Speed, N₂' (percent)
Figure 3. Estimated Engine Thrust
versus Corrected High Rotor
Speed in the Idle Regime

Name	Symbol	Description	Unit
CO2 CONC	CO ₂	Concentration of carbon dioxide	per cent
CO CONC	CO	Concentration of carbon monoxide	ppm
HC CONC	HC	Concentration of hydrocarbons (propane)	ppm
NO CONC	NO	Concentration of NO	ppm
NOX CONC	NO _x	Concentration of NO _x	ppm
CO2 EI	EI _{CO₂}	Emission index of carbon dioxide (Ref 3) $EI_{CO_2} = \frac{M_{CO_2} \times CO_2 \times 1000}{(M_C + a \times M_H) \left(\frac{CO}{10^4} + \frac{CO_2 + HC}{10^4} \right)}$ where: M _C = atomic weight of carbon M _H = atomic weight of hydrogen M _{CO₂} = molecular weight of CO ₂	lbm per 1000 lbm fuel
CO EI	EI _{CO}	Emission index of carbon monoxide (Ref 3) $EI_{CO} = \frac{M_{CO} \times \frac{CO}{10^4} \times 1000}{(M_C + a \times M_H) \left(\frac{CO}{10^4} + \frac{CO_2 + HC}{10^4} \right)}$ where: M _{CO} = molecular weight of CO	lbm per 1000 lbm fuel
HC EI	EI _{HC}	Emission index of hydrocarbons (Ref 3) $EI_{HC} = \frac{M_{HC} \times \frac{HC}{10^4} \times 1000}{(M_C + a \times M_H) \left(\frac{CO}{10^4} + \frac{CO_2 + HC}{10^4} \right)}$ where: M _{HC} = molecular weight of methane	lbm per 1000 lbm fuel
NO EI	EI _{NO}	Emission index of NO (Ref 3) $EI_{NO} = \frac{M_{NO_2} \times \frac{NO}{10^4} \times 1000}{(M_C + a \times M_H) \left(\frac{CO}{10^4} + \frac{CO_2 + HC}{10^4} \right)}$ where: M _{NO₂} = molecular weight of NO ₂	lbm per 1000 lbm fuel

Name	Symbol	Description	Unit
NOX EI	(EI_{NO_x})	Emission index of NO_x (Ref 3) $EI_{NO_x} = \frac{M_{NO_2} \times \frac{NO_x}{10^4} \times 1000}{(M_C + a \times M_H) \left(\frac{CO}{10^4} + CO_2 + \frac{HC}{10^4} \right)}$	
SMK NUMBER FRONT SIDE	SN	Smoke Number (Ref 3) $SN = 100 \times (1 - RS/RW)$ where RS = smoke spot reflectance RW = reflectance of clean filter paper	
SMK NUMBER CORRECTED	SN'	Smoke Number corrected in manner shown in Appendix III of Volume I	
NREC CO EI	$(EI_{CO})_{std}$	NREC corrected CO emission index (see Appendix II of Volume I) $(EI_{CO})_{std} = \frac{F_{CO}}{(F_{CO})_{std}} \times EI_{CO}$	lbm per 1000 lbm fuel
NREC HC EI	$(EI_{HC})_{std}$	NREC corrected HC emission index (see Appendix II of Volume I) $(EI_{HC})_{std} = \frac{F_{HC}}{(F_{HC})_{std}} \times EI_{HC}$	lbm per 1000 lbm fuel
NRE CND EI	$(EI_{NO})_{std}$	NREC corrected NO emission index (see Appendix II of Volume I) $(EI_{NO})_{std} = \frac{(F_{NO})_{std}}{F_{NO}} \times EI_{NO}$	lbm per 1000 lbm fuel
NR CNOX EI	$(EI_{NO_x})_{std}$	NREC corrected NO_x emission index (see Appendix II of Volume I) $(EI_{NO_x})_{std} = \frac{(F_{NO_x})_{std}}{F_{NO_x}} \times EI_{NO_x}$	lbm per 1000 lbm fuel
FCO	F_{CO}	CO emission factor $F_{CO} = \left[\frac{P_{b,obs}}{b_{ref}} \right]^{3/4} \left[\frac{T_{b,obs}}{T_{b,ref}} \right]^{1/2}$	

Name	Symbol	Description
FCO Continued		$\frac{e^{T_{b,obs}/2000}}{e^{T_{b,ref}/(400-F/A_{ref} \times 10^4)}} \text{ for modes 1,2,7,8}$ $\frac{e^{T_{b,obs}/(400-F/A_{obs} \times 10^4)}}{e^{T_{b,ref}/(400-F/A_{ref} \times 10^4)}} \text{ for modes 3,4,5,6}$ <p>where: $P_{b,ref} = P_{a,ref} \cdot f_1 \left(N_{2,ref} \sqrt{\frac{T_{a,ref}}{518.7}} \right)$</p> $T_{b,ref} = \frac{T_{a,ref}}{518.7} \cdot f_2 \left(N_{2,ref} \sqrt{\frac{T_{a,ref}}{518.7}} \right)$ $P_{b,obs} = P_{a,obs} \cdot f_1 \left(N_{2,obs} \sqrt{\frac{T_{a,obs}}{518.7}} \right)$ $T_{b,obs} = \frac{T_{a,obs}}{518.7} \cdot f_2 \left(N_{2,obs} \sqrt{\frac{T_{a,obs}}{518.7}} \right)$ <p>where the functions f_1 and f_2 are obtained from curves supplied by PCWA (see Fig 4)</p> <p>Subscript "obs" refers to actual values or values observed for a particular test and mode.</p> <p>Subscript "ref" refers to reference values, arbitrarily chosen as the average values for the baseline tests (and at take-off power where appropriate)</p> <p>The reference values were:</p> $F/A_{ref} = 0.0156$ $N_{2,ref} = 9858 \text{ rpm}$ $P_{a,ref} = 29.95 \text{ in Hg abs}$ $T_{a,ref} = 520.0 \text{ deg R}$
FHC	F _{HC}	<p>HC emission factor</p> $F_{HC} = \left[\frac{P_{b,obs}}{P_{b,ref}} \right]^{1.8} \left[\frac{T_{b,obs}}{T_{b,ref}} \right]^{1/2} \cdot e^{0.00714 (T_{b,obs} - T_{b,ref})}$

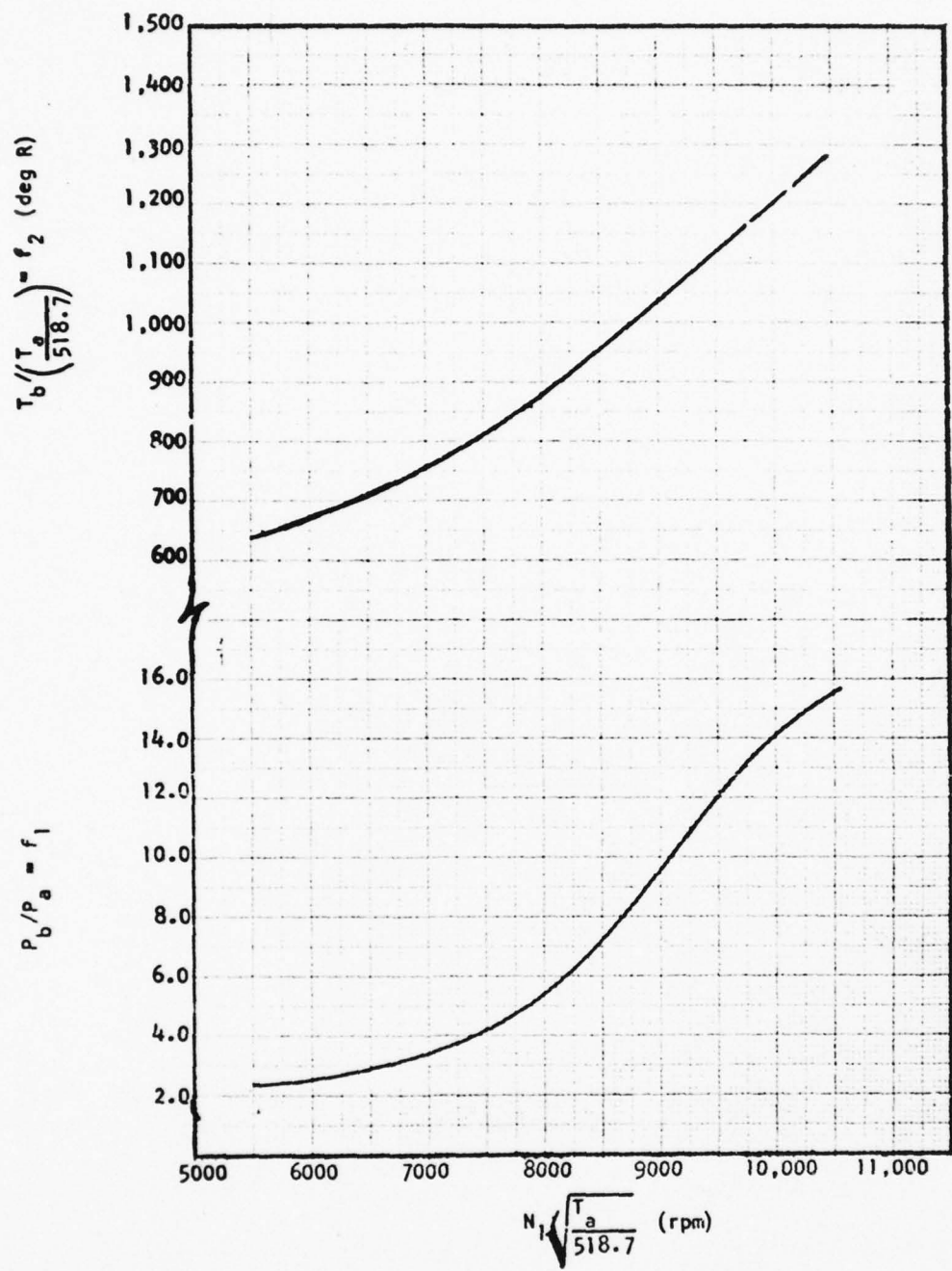


Figure 4. Typical Production Engine Performance

Name	Symbol	Description	Unit
FNO	F_{NO}	NO emission factor $F_{NO} = \left[\frac{P_{b,obs}}{P_{b,ref}} \right]^{1/2} \cdot e^{\{0.00148(T_{b,obs} - T_{b,ref}) - 19H\}}$	
STD FCO	$(F_{CO})_{std}$	Corrected CO emission factor $(F_{CO})_{std} = \left[\frac{P_{b,std}}{P_{b,ref}} \right]^{3/4} \cdot \left[\frac{T_{b,std}}{T_{b,ref}} \right]^{1/2}$ $\left(\frac{e^{T_{b,std}/2000}}{e^{T_{b,ref}/(400 - F/A_{ref} \times 10^4)}} \right)$ <p style="text-align: right;">for modes 1, 2, 7, 8</p> $\left(\frac{e^{T_{b,std}/\{400 - T_{a,std}(F/A_{obs}/T_{a,obs}) \times 10^4\}}}{e^{T_{b,ref}/(400 - F/A_{ref} \times 10^4)}} \right)$ <p style="text-align: right;">for modes 3, 4, 5 and 6</p> <p>where:</p> $P_{b,std} = P_{a,std} \cdot f_1 \left(N_{2,std} \sqrt{\frac{T_{a,std}}{518.7}} \right)$ $T_{b,std} = T_{a,std} \cdot f_2 \left(N_{2,std} \sqrt{\frac{T_{a,std}}{518.7}} \right)$ <p>The values of the engine operating parameters in the standardized emission factors may be obtained by assuming that corrected thrust remains constant. Therefore,</p> $\frac{F/A}{T_a} \quad \text{and} \quad \frac{N_2}{T_a}$ <p>remain constant, and the equations for $T_{b,std}$ and $P_{b,std}$ should be modified to read:</p> $P_{b,std} = P_{a,std} \cdot f_1 \left(N_{2,obs} \sqrt{\frac{T_{a,obs}}{518.7}} \right)$ $T_{b,std} = T_{a,obs} \cdot f_2 \left(N_{2,obs} \sqrt{\frac{T_{a,obs}}{518.7}} \right)$ <p>Subscript "std" refers to standard day conditions (i.e., 518.7 deg R, 29.92 in Hg abs and 0.0 lbm H₂O/lbm dry air), or a value corrected to standard day condition.</p>	

Name	Symbol	Description	Unit
STD FHC	$(F_{HC})_{std}$	Corrected HC emission index $(F_{HC})_{std} = \left[\frac{P_{b,std}}{P_{b,ref}} \right]^{1.8} \cdot \left[\frac{T_{b,std}}{T_{b,ref}} \right]^{1/2} \cdot e^{0.00714 (T_{b,std} - T_{b,obs})}$	
STD FNO	$(F_{NO})_{std}$	Corrected NO emission index $(F_{NO})_{std} = \left[\frac{P_{b,std}}{P_{b,ref}} \right]^{1/2} \cdot e^{0.00148 (T_{b,std} - T_{b,ref})}$	
API		Specific gravity of jet fuel measured at 60 deg F using 'Relative Density or Density of Liquid-Balance Method' and converted to API gravity using a conversion table.	
H/C RATIO	a	Hydrogen-carbon ratio as determined using a Sandacarlo Erba Model 1100 elemental analyzer and the Indium sample encapsulation technique.	
FIA		Fluorescent Indicator Absorption - Fuel samples were analyzed for apraffin, olefin, and aromatic content using the ASTM Method D1319-70.	

4. EMISSIONS AND ANALYSIS DATA

The data which appears on the following pages consists of actual test data as well as calculated values which were used for analysis purposes. In examining this data, certain points should be noted, as listed below:

1. Data has been rounded off to no more than 4 significant figures.
2. In some instances, the NO analyzer gave higher readings than the NO_x analyzer. In these cases, the NO_x emission index and the NREC corrected emission index were set equal to the corresponding NO values. The NO_x concentration and the FAA corrected emission index were not changed.
3. In certain tests, smoke data could not be obtained for a particular mode. Values of 0.0 are printed in the tables for these cases.
4. The baseline test of unit 1 was performed before UAL began to routinely trim the engines before each test. This is believed to be the reason for the unusually high idle and idle plus rotor speeds.
5. Fuel flow readings for unit 10, modes 3 and 4, were consistently low throughout the testing program.
6. The calibration gas concentrations for NO and NO_x were questionable for the nominal 50 ppm bottle for tests conducted between 10/10/75 and 6/14/76; and for the nominal 200 ppm bottle for tests conducted between 11/18/75 and 4/22/76. The test data was processed in two different ways: the first assuming the stated concentrations were correct, and the second using calculated values for the concentrations. This is discussed in detail in Appendix IV of Volume I. In the following tables, the concentrations and emission indices of NO and NO_x are based on the stated calibration gas concentrations, while the NREC corrected emission indices are based on the calculated values.

7. The following items of data were found to be erroneous and were changed in the data base:

Unit Number	Test Series	Mode	Quantity
2	"600-Hour"	7	Fuel Flow
2	"1200-Hour"	6	N1
4	"Baseline"	8	Fuel Flow
5	"Baseline"	6	EPR
5	"1200-Hour"	8	N1
6	"1200-Hour"	6	N2
10	"Baseline"	4	Fuel Flow
13	"Baseline"	5	EPR
17	" 600-Hour"	6	TT7

JT3D-3B • BASELINE TEST SERIES •

UNIT	TSR HR	TSR HR	AMB TEMP DEG R	AMB PRESS IN HG	AMB HUMID LR H2O/AIR
1	2044A.	0.	517.7	30.02	.009750
2	2107A.	0.	519.2	30.02	.008710
3	2050A.	0.	519.2	30.02	.008710
4	2305A.	0.	519.2	29.95	.008160
5	1996A.	0.	520.7	29.88	.008410
6	2264A.	0.	520.7	29.88	.008410
7	2035A.	0.	518.2	30.01	.009050
8	2073A.	0.	518.2	30.01	.009050
9	1975A.	0.	518.2	30.01	.009050
10	2234A.	0.	518.2	30.01	.009050
11	2134A.	0.	522.2	29.97	.009820
12	1467A.	0.	522.2	29.97	.009820
13	2002A.	0.	522.2	29.97	.009820
14	2614A.	0.	522.2	29.97	.009820
15	2555A.	0.	520.2	29.88	.009110
16	2278A.	0.	520.2	29.87	.009110
17	3124A.	0.	520.2	29.88	.009110
18	2577A.	0.	520.2	29.89	.009100

JT30-38 • BASELINE TEST SERIES •

MODE 1

UNIT	N1 SPEED PER CENT	N2 SPEED PER CENT	CORR N1 PER CENT	CORR N2 PER CENT
1	-36.00	-63.50	-36.03	-63.56
2	32.00	59.00	31.98	58.97
3	32.00	60.00	31.98	59.97
4	33.00	60.00	32.98	59.97
5	35.00	-63.00	34.93	-62.88
6	35.00	62.00	34.93	61.88
7	32.80	59.90	32.82	59.93
8	32.80	61.00	32.82	61.03
9	33.00	60.00	33.02	60.03
10	33.50	61.00	33.52	61.03
11	32.50	61.50	32.39	61.29
12	32.00	60.50	31.89	60.30
13	33.00	59.50	32.89	59.30
14	33.00	60.00	32.89	59.80
15	34.00	60.00	33.95	59.91
16	35.00	-62.40	34.95	-62.31
17	34.60	61.50	34.55	61.41
18	33.00	60.00	32.95	59.91

NOTE- MINUS SIGNS DENOTE OUTLYING VALUES

JY30-38 • BASELINE TEST SERIES •

MODE 1

UNIT	FUEL FLOW LBM/HR	CR F/A X100	PERF F/A X100	TYT DEG R	EPR	THRUST LBF
1	1330.	.7970	-.7540	-906.	1.030	-1408.
2	-1190.	-.7230	.8080	1014.	1.020	1064.
3	1240.	.8860	.8070	996.	1.020	1134.
4	1280.	-.7640	.8350	996.	1.050	1137.
5	1310.	.9060	.8050	1032.	1.030	-1357.
6	1230.	.8430	-.7720	1023.	1.050	1273.
7	1270.	.8340	.8150	-960.	1.030	1132.
8	-1380.	.9030	.8890	1032.	1.050	1209.
9	1240.	.8720	.8250	1041.	1.050	1139.
10	1290.	.8730	.8310	1032.	1.050	1209.
11	-1190.	-.7740	-.7510	1014.	1.020	1228.
12	1240.	.8080	.8040	1014.	1.050	1159.
13	1260.	.8190	.8500	1032.	1.020	1089.
14	1320.	.8130	.8530	978.	-1.010	1124.
15	1300.	.8260	.8730	1050.	1.030	1136.
16	1280.	-.7430	.7950	1023.	1.050	-1309.
17	1300.	.7890	.8270	1023.	1.030	1240.
18	1290.	.8220	.8580	1032.	1.040	1135.

NOTE- MINUS SIGNS DENOTE OUTLYING VALUES

JT3D-38 • BASELINE TEST SERIES •

MODE 1

UNIT	CORR FU FL LBM/HR	COR CB F/A X100	COR PF F/A X100	COR TT7 DEG R	COR THRUST LBF
1	1333.	.7980	-.7560	-907.	-1413.
2	-1195.	-.7230	.8070	1013.	1068.
3	1245.	.8860	.8070	995.	1138.
4	1282.	-.7640	.8350	995.	1138.
5	1311.	.9030	.8020	1028.	-1355.
6	1231.	.8400	-.7690	1019.	1272.
7	1273.	.8350	.8160	-961.	1135.
8	-1383.	.9040	.8900	1033.	1212.
9	1243.	.8730	.8260	1042.	1142.
10	1293.	.8740	.9320	1033.	1212.
11	-1196.	-.7680	-.7460	1007.	1231.
12	1246.	.8020	.7990	1007.	1161.
13	1266.	.8140	.8440	1025.	1091.
14	1327.	.8070	.8480	-971.	1126.
15	1300.	.8240	.8700	1047.	1134.
16	1279.	-.7410	.7930	1020.	-1306.
17	1300.	.7870	.8240	1020.	1239.
18	1291.	.8200	.8560	1029.	1134.

NOTE- MINUS SIGNS DENOTE OUTLYING VALUES

JT30-38 • BASELINE TEST SERIES •

MODE 1

UNIT	CO2 CONC PER CENT	CO CONC PPM	HC CONC PPM	NO CONC PPM	NOX CONC PPM
1	1.421	910.4	506.7	5.6	11.3
2	-1.209	972.0	673.9	7.5	9.7
3	1.541	1001.4	700.7	5.1	8.6
4	-1.336	901.9	569.4	8.1	13.0
5	-1.652	897.9	517.9	9.7	12.9
6	1.522	908.8	-503.3	7.6	11.8
7	1.472	915.3	605.8	9.6	11.3
8	-1.597	1001.8	649.0	10.0	11.6
9	1.527	1015.1	652.3	7.5	10.8
10	1.538	956.1	643.7	8.9	11.0
11	1.364	867.5	546.5	8.8	11.6
12	1.429	894.8	560.9	11.2	12.1
13	1.432	952.0	609.2	10.5	12.0
14	1.403	941.2	664.3	9.8	11.6
15	1.494	901.4	-480.0	11.9	12.4
16	-1.313	-850.4	514.1	11.2	12.3
17	1.398	854.3	552.4	10.4	12.1
18	1.447	967.9	581.6	10.7	12.2

NOTE - MINUS SIGNS DENOTE OUTLYING VALUES

JT3D-3B • BASELINE TEST SERIES •

MODE 1

UNIT	CO2 EI LB/KLB FU	CO EI LB/KLB FU	HC EI LB/KLB FU	NO EI LB/KLB FU	NOX EI LB/KLB FU	SMK NUMAER FRONT SIDE
1	2693.	109.79	104.98	1.11	2.25	-6.76
2	-2528.	-129.31	154.02	1.64	2.12	21.50
3	2625.	108.57	130.51	.90	1.53	19.81
4	2640.	113.45	123.04	1.68	2.69	-14.53
5	-2750.	-95.12	-94.26	1.69	2.24	21.33
6	-2725.	103.55	-98.51	1.42	2.21	17.07
7	2666.	105.51	119.96	1.81	2.14	22.40
8	2668.	106.53	118.55	1.75	2.03	21.33
9	2646.	111.91	123.54	1.35	1.96	22.40
10	2661.	105.26	121.75	1.62	1.99	21.16
11	2664.	107.82	116.69	1.80	2.37	20.88
12	2672.	106.48	114.67	2.20	2.37	18.46
13	2641.	111.74	122.83	2.02	2.31	19.25
14	2608.	111.36	135.03	1.71	2.25	17.99
15	-2728.	104.79	-95.85	-2.27	2.37	15.54
16	2669.	110.04	114.29	-2.38	2.61	16.89
17	2675.	104.06	115.59	2.09	2.42	19.73
18	2658.	113.11	116.76	2.06	2.33	17.45

NOTE- MINUS SIGNS DENOTE OUTLYING VALUES

JT30-38 • BASELINE TEST SERIES •

MODE 1

UNIT	FCO X100	FHC X100	FNO X100	STD FCO X100	STD FHC X100	STD FNO X100
1	-.2270	-.0940	16.7330	-.2270	-.0940	-20.1450
2	.2040	.0630	15.5890	.2030	.0620	18.3460
3	.2080	.0680	15.8670	.2070	.0670	18.6730
4	.2070	.0680	16.0130	.2070	.0670	18.6730
5	-.2220	-.0890	16.9150	-.2220	-.0870	-19.7820
6	.2160	.0800	16.5070	.2150	.0780	19.3050
7	.2070	.0670	15.7170	.2070	.0670	18.6590
8	.2120	.0730	16.0230	.2120	.0730	19.0220
9	.2080	.0680	15.7450	.2070	.0680	18.6920
10	.2120	.0730	16.0230	.2120	.0730	19.0220
11	.2140	.0760	15.9750	.2130	.0750	19.1100
12	.2100	.0720	15.6990	.2080	.0690	18.7800
13	.2060	.0660	-15.4240	.2040	.0640	18.4530
14	.2080	.0690	15.5610	.2060	.0670	18.6160
15	.2070	.0680	15.7210	.2070	.0670	18.6540
16	-.2180	-.0830	16.4160	-.2180	.0820	-19.4810
17	.2140	.0770	16.1410	.2130	.0760	19.1490
18	.2070	.0680	15.7270	.2070	.0670	18.6540

NOTE- MINUS SIGNS DENOTE OUTLYING VALUES

JT30-38 • BASELINE TEST SERIES •

MODE 1

UNIT	NREC CO LB/KLB FU	EI NREC LB/KLB FU	HC EI LB/KLB FU	NRE CNO LB/KLB FU	EI NR LB/KLB FU	CNOX EI LB/KLB FU	SMK NUMBER CORRECTED
1	109.89	104.52		1.34		2.70	-6.76
2	-129.74	-155.72		1.93		2.50	21.50
3	108.92	131.95		1.06		1.81	19.81
4	113.61	123.85		1.96		3.14	-14.53
5	-95.33	-95.98		1.97		2.62	21.33
6	103.78	100.30		1.66		2.59	17.07
7	105.65	119.97		2.15		2.54	22.40
8	106.67	118.56		2.08		2.42	21.33
9	112.06	123.55		1.60		2.32	22.40
10	105.40	121.75		1.92		2.36	21.16
11	108.56	121.27		2.16		2.83	20.88
12	107.21	119.13		2.63		2.84	18.46
13	112.50	127.57		2.47		2.77	19.25
14	112.12	140.26		2.28		2.69	17.99
15	104.92	-97.04		-2.69		2.81	15.54
16	110.16	115.67		-2.82		3.09	16.89
17	104.20	117.08		2.48		2.87	19.73
18	113.29	118.31		2.44		2.77	17.45

NOTE- MINUS SIGNS DENOTE OUTLYING VALUES

JT3D-38 • BASELINE TEST SERIES •

MODE 2

UNIT	N1 SPEED PER CENT	N2 SPEED PER CENT	CORR N1 PER CENT	CORR N2 PER CENT
1	-40.50	-68.00	-40.54	-68.07
2	-35.00	-63.00	-34.98	-62.97
3	36.00	64.00	35.98	63.97
4	36.10	64.00	36.08	63.97
5	-39.50	-67.00	-39.42	-66.87
6	-39.00	-66.00	-38.93	-65.87
7	36.50	64.00	36.52	64.03
8	36.50	65.00	36.52	65.03
9	36.00	64.00	36.02	64.03
10	37.00	65.00	37.02	65.03
11	37.50	-65.50	37.37	65.28
12	36.00	64.50	35.88	64.28
13	36.20	63.50	36.08	63.29
14	37.00	64.50	36.88	64.28
15	37.00	64.00	36.95	63.91
16	-39.20	-66.40	-39.14	-66.30
17	-38.80	-65.50	-38.74	65.41
18	37.00	64.20	36.95	64.11

NOTE - MINUS SIGNS DENOTE OUTLYING VALUES

JT30-3B • BASELINE TEST SERIES •

MODE 2

UNIT	FUEL FLOW LBM/HR	CB F/A X100	PERF F/A X100	TT7 DEG R	EPR	THRUST LAF
1	-1495.	.7820	.7680	996.	1.030	-1882.
2	-1280.	-.6840	.7730	1005.	1.030	-1358.
3	1360.	.8710	.7980	996.	1.030	1443.
4	1330.	.7600	.7830	996.	1.050	1446.
5	1450.	.8790	.7940	1032.	1.030	-1736.
6	1370.	.8280	.7830	1023.	1.050	-1611.
7	1380.	-.9550	.7970	-963.	1.040	1449.
8	-1470.	.8650	.8580	1032.	1.050	1533.
9	1390.	.8520	.8340	1041.	1.060	1449.
10	1400.	.8500	.8180	1032.	1.060	1533.
11	1340.	-.7460	.7710	1023.	1.030	1556.
12	1365.	.7770	.8040	1023.	1.050	1472.
13	1360.	.8160	.8230	1032.	1.040	1387.
14	1325.	.7930	.7630	978.	-1.010	1472.
15	1390.	.8220	.8410	1050.	1.030	1444.
16	1410.	-.7410	.7910	1023.	1.050	-1663.
17	1430.	.7750	.8260	1023.	1.030	1572.
18	1400.	.8170	.8360	1032.	1.050	1461.

NOTE- MINUS SIGNS DENOTE OUTLYING VALUES

JT30-38 • BASELINE TEST SERIES •

MODE 2

UNIT	CORR FU FL LBM/HR	COR CB F/A X100	COR PF F/A X100	COR TT7 DEG R	COR THRUST LBF
1	-1499.	.7830	.7700	998.	-1889.
2	-1295.	-.6930	.7720	1004.	-1362.
3	1365.	.8700	.7970	995.	1447.
4	1332.	-.7590	.7820	995.	1447.
5	1451.	.8750	.7910	1028.	-1733.
6	1371.	.8240	.7800	1019.	-1609.
7	1383.	-.9560	.7980	-964.	1453.
8	-1473.	.8650	.8590	1033.	1538.
9	1393.	.8530	.8350	1042.	1453.
10	1403.	.8510	.8180	1033.	1538.
11	1347.	-.7410	.7660	1016.	1559.
12	1372.	.7720	.7980	1016.	1474.
13	1367.	.8110	.8180	1025.	1399.
14	1332.	.7880	.7580	-971.	1474.
15	1390.	.8190	.8390	1047.	1442.
16	1409.	-.7390	.7880	1020.	-1660.
17	1430.	.7730	.8230	1020.	1569.
18	1401.	.8140	.8330	1029.	1459.

NOTE- MINUS SIGNS DENOTE OUTLYING VALUES

JT30-38 • BASELINE TEST SERIES •

MODE 2

UNIT	CO2 CONC PER CENT	CO CONC PPM	HC CONC PPM	NO CONC PPM	NOX CONC PPM
1	1.433	801.8	-400.3	6.0	12.2
2	-1.165	880.9	574.1	7.5	10.2
3	1.561	886.2	565.1	5.3	10.5
4	1.358	818.1	494.9	7.4	13.6
5	-1.646	780.0	-389.7	9.7	14.1
6	1.542	791.0	-371.8	7.7	13.0
7	-1.758	854.0	528.9	7.5	12.3
8	1.574	888.9	492.5	10.3	12.6
9	1.538	914.7	519.0	7.5	11.4
10	1.548	852.1	489.3	9.2	12.2
11	1.355	-751.6	-426.9	7.9	12.6
12	1.405	783.3	464.8	9.9	12.9
13	1.457	881.3	534.3	9.2	12.6
14	1.415	825.3	529.3	9.1	12.6
15	1.503	821.4	445.4	11.2	13.2
16	-1.342	-760.3	435.1	11.3	13.2
17	1.404	764.8	465.6	10.9	13.1
18	1.470	875.5	496.6	10.9	12.9

NOTE- MINUS SIGNS DENOTE OUTLYING VALUES

JT30-38 • BASELINE TEST SERIES •

MODE 2

UNIT	CO2 EI LB/KLB FU	CO EI LB/KLB FU	HC EI LB/KLB FU	NO EI LB/KLB FU	NOX EI LB/KLB FU	SMK NUMBER FRONT SIDE
1	2767.	98.52	-84.52	1.21	2.47	-29.46
2	-257A.	-124.01	-13A.85	1.75	2.36	23.03
3	2706.	97.77	107.11	.97	1.90	20.45
4	269A.	103.4A	107.53	1.54	2.82	-14.23
5	-2A24.	-85.18	-73.11	1.73	2.53	21.33
6	-281	-91.77	-74.11	1.48	2.48	18.11
7	-2775.	-85.79	91.28	1.23	2.04	20.32
8	2747.	98.74	93.99	1.87	2.30	21.33
9	2723.	103.08	100.48	1.39	2.11	20.73
10	2749.	96.28	94.97	1.70	2.26	20.00
11	2742.	96.82	94.47	1.67	2.66	20.30
12	2730.	96.86	98.74	2.00	2.62	19.46
13	2694.	103.73	108.03	1.79	2.43	19.73
14	2694.	100.01	110.19	1.82	2.50	20.49
15	2760.	95.99	89.43	2.15	2.53	15.7A
16	2735.	98.64	96.99	-2.41	2.82	17.01
17	2735.	94.80	99.14	2.21	2.67	21.35
18	2719.	103.01	100.7A	2.10	2.4A	16.49

NOTE- MINUS SIGNS DENOTE OUTLYING VALUES

JT3D-3B • BASELINE TEST SERIES •

MODE 2

UNIT	FCO X100	FHC X100	FNO X100	STD FCO X100	STD FHC X100	STD FNO X100
1	-.2630	-.1600	-18.9230	-.2630	-.1600	-22.7430
2	-.2230	.0890	-16.8510	-.2220	-.0880	-19.8700
3	.2310	.1000	17.3040	.2300	.0990	20.3630
4	.2300	.0990	17.4630	.2300	.0990	20.3630
5	-.2520	-.1390	-18.7610	-.2510	-.1360	-21.9370
6	-.2440	-.1250	18.2930	-.2440	-.1220	-21.3900
7	.2310	.0990	17.1800	.2300	.0990	20.3960
8	.2380	.1110	17.6330	.2380	.1110	20.9340
9	.2310	.0990	17.1800	.2300	.0990	20.3960
10	.2380	.1110	17.6330	.2380	.1110	20.9340
11	.2410	-.1190	17.6180	.2390	.1140	21.0680
12	.2340	.1060	17.1670	.2320	.1020	20.5310
13	.2260	.0950	-16.7210	.2250	.0910	19.9990
14	.2340	.1060	17.1670	.2320	.1020	20.5310
15	.2300	.0990	17.1360	.2290	.0980	20.3100
16	-.2470	-.1300	18.2250	-.2470	-.1280	-21.6260
17	.2410	-.1180	17.8190	.2400	.1160	21.1360
18	.2310	.1020	17.2320	.2310	.1000	20.4370

NOTE - MINUS SIGNS DENOTE OUTLYING VALUES

JT3D-3B • BASELINE TEST SERIES •

MODE 2

UNIT	NREC CO FI LB/KLB FU	NREC HC EI LB/KLB FU	NRE CNO EI LB/KLB FU	NR CNOY EI LB/KLB FU	SMK NUMBER CORRECTED
1	98.61	-84.11	1.46	2.97	-29.46
2	-124.42	-140.40	2.05	2.77	23.03
3	98.09	108.32	1.14	2.23	20.45
4	103.63	108.26	1.80	3.29	-14.23
5	-85.37	-74.51	2.03	2.96	21.33
6	-91.98	-75.51	1.72	2.90	18.11
7	-85.90	91.28	1.46	2.42	20.32
8	98.87	93.97	2.22	2.73	21.33
9	103.22	100.47	1.65	2.51	20.73
10	96.40	94.95	2.02	2.68	20.00
11	97.49	98.31	1.99	3.18	20.30
12	97.54	102.72	2.39	3.13	19.46
13	104.44	112.34	2.14	2.90	19.73
14	100.71	114.62	2.17	2.99	20.49
15	96.12	90.59	2.55	3.00	15.78
16	98.75	98.22	-2.86	3.34	17.01
17	94.93	100.47	2.62	3.17	21.35
18	103.19	101.78	2.49	2.95	16.49

NOTE- MINUS SIGNS DENOTE OUTLYING VALUES

JT3D-38 • BASELINE TEST SERIES •

MODE 3

UNIT	N1 SPEED PER CENT	N2 SPEED PER CENT	CORR N1 PER CENT	CORR N2 PER CENT
1	103.00	101.50	103.10	101.60
2	104.00	102.50	103.95	102.45
3	105.00	103.00	104.95	-102.95
4	-105.50	103.00	-105.45	-102.95
5	104.50	102.00	104.30	101.80
6	105.00	102.50	104.80	102.30
7	104.40	102.00	104.45	102.05
8	104.00	103.00	104.05	-103.05
9	105.00	103.00	105.05	-103.05
10	103.20	102.00	103.25	102.05
11	104.00	102.90	103.65	102.55
12	104.40	102.80	104.05	102.45
13	105.20	102.40	104.85	102.06
14	105.00	-103.50	104.65	-103.15
15	104.70	101.00	104.55	100.85
16	105.10	102.00	104.95	101.85
17	104.60	101.00	104.45	100.85
18	104.00	101.50	103.85	101.35

NOTE- MINUS SIGNS DENOTE OUTLYING VALUES

JT3D-3B • BASELINE TEST SERIES •

MODE 3

UNIT	FUEL FLOW LRM/HR	CR F/A X100	PERF F/A X100	TT7 DEG R	EPR	THRUST LRF
1	9300.	-1.3820	1.2780	1383.	1.860	18107.
2	9700.	1.6740	1.3720	-1466.	1.860	18107.
3	9700.	1.6360	1.3880	-1500.	1.860	18107.
4	9480.	1.5810	1.3010	1374.	1.860	18153.
5	9600.	1.6350	1.3300	1392.	1.860	18192.
6	10000.	1.6290	1.4030	1428.	1.860	18192.
7	9900.	1.6420	1.3480	1356.	1.860	18117.
8	10000.	1.4980	1.3880	1410.	1.860	18117.
9	9610.	1.6300	1.3510	-1466.	1.860	18117.
10	9620.	1.6410	1.3270	1392.	1.860	18117.
11	9480.	1.6080	1.2960	1365.	1.860	18138.
12	9650.	1.6250	1.3320	1392.	1.860	18138.
13	9950.	-1.6930	1.3920	1428.	1.860	18138.
14	9700.	-1.6900	1.3580	1410.	1.860	18138.
15	9600.	1.6730	1.3340	1401.	1.860	18195.
16	9600.	-1.7050	1.3300	1392.	1.860	18201.
17	9200.	1.6320	-1.2570	1356.	1.860	18192.
18	9900.	-1.6830	1.3710	1392.	1.860	18186.

NOTE- MINUS SIGNS DENOTE OUTLYING VALUES

JT3D-38 • BASELINE TEST SERIES •

MODE 3

UNIT	CORR FJ FL LBM/HR	COR CB F/A X100	COR PF F/A X100	CORR TT7 DE'S R	COR THRUST LBF
1	9322.	-1.3840	1.2800	1385.	18168.
2	9737.	1.6720	1.3700	-1462.	18168.
3	9737.	1.6340	1.3870	-1498.	18168.
4	9492.	1.5800	1.3000	1372.	18168.
5	9606.	1.6280	1.3740	1386.	18168.
6	19006.	1.6210	1.3980	1422.	18168.
7	9923.	1.6440	1.3490	-1357.	18168.
8	-10024.	1.5000	1.3900	1411.	18168.
9	9637.	1.6320	1.3520	1447.	18168.
10	9643.	1.6420	1.3280	1393.	18168.
11	9528.	1.5970	1.2870	-1356.	18168.
12	9699.	1.6140	1.3240	1382.	18168.
13	10000.	-1.6820	1.3820	1418.	18168.
14	9749.	1.6780	1.3390	1400.	18168.
15	9599.	1.6680	1.3300	1397.	18168.
16	9596.	-1.7000	1.3260	1388.	18168.
17	9201.	1.6280	-1.2540	-1352.	18168.
18	9904.	1.6780	1.3670	1388.	18168.

NOTE- MINUS SIGNS DENOTE OUTLYING VALUES

JT3D-3B • BASELINE TEST SERIES •

MODE 3

UNIT	CO2 CONC PER CENT	CO CONC PPM	HC CONC PPM	NO CONC PPM	NOX CONC PPM
1	-2.905	26.0	-12.4	101.6	98.8
2	3.521	19.4	-43.9	100.7	100.3
3	3.442	18.7	-32.9	96.7	100.9
4	3.336	16.8	7.1	-106.8	-110.2
5	3.451	23.7	9.6	101.8	101.8
6	3.438	21.2	5.3	-105.3	105.6
7	3.472	23.6	2.2	102.7	103.4
8	3.163	17.4	4.0	-109.3	-112.0
9	3.447	20.8	3.0	105.1	103.6
10	3.469	20.1	4.7	102.8	102.7
11	3.387	16.9	-20.4	100.2	98.6
12	3.427	19.7	-10.0	96.9	100.5
13	-3.573	19.7	9.5	99.9	105.4
14	-3.566	18.5	8.5	104.1	-122.1
15	3.533	20.4	7.9	101.8	102.9
16	-3.601	19.7	7.1	97.1	102.3
17	3.446	19.1	7.7	92.2	96.8
18	-3.554	19.4	7.7	93.5	99.8

NOTE- MINUS SIGNS DENOTE OUTLYING VALUES

JT3D-3B * BASELINE TEST SERIES *

MODE 3

UNIT	CO2 EI LB/KLB FU	CO EI LB/KLB FU	HC EI LB/KLB FU	NO EI LB/KLB FU	NOX EI LB/KLB FU	SMK NIMAER FRONT SIDE
1	3147.	-1.79	-1.47	-11.51	-11.51	-42.32
2	-3140.	1.10	-4.28	9.39	9.39	56.67
3	-3143.	1.09	-3.28	9.23	9.63	44.81
4	3152.	1.01	.74	-10.55	-10.89	43.66
5	3153.	1.38	.95	9.72	9.72	44.67
6	3155.	1.24	.53	10.11	10.13	-42.09
7	3158.	1.37	.22	9.76	9.83	47.17
8	3158.	1.10	.44	-11.41	-11.69	50.53
9	3158.	1.21	.30	10.07	10.07	55.33
10	3157.	1.17	.47	9.78	9.78	56.24
11	-3146.	1.00	-2.07	9.73	9.73	52.96
12	3149.	1.15	1.01	9.31	9.66	58.28
13	3149.	1.10	.92	9.21	9.71	58.83
14	3150.	1.04	.82	9.61	-11.27	60.57
15	3152.	1.16	.77	9.50	9.60	48.67
16	3152.	1.09	.68	9.07	9.36	54.86
17	3152.	1.11	.75	8.82	9.26	53.53
18	3151.	1.09	.46	8.67	9.26	57.94

NOTE- MINUS SIGNS DENOTE OUTLYING VALUES

JT30-38 • BASELINE TEST SERIES •

MODE 3

UNIT	FCO X100	FHC X100	FNO X100	STD FCO X100	STD FHC X100	STD FNO X100
1	67.5920	89.4750	81.1830	68.4850	90.4820	97.8720
2	-133.1010	108.9410	86.4100	-131.8600	107.3500	101.6090
3	-129.4190	-120.3510	88.3150	-128.2270	-118.5850	-103.8480
4	115.1290	-119.8110	-89.1280	114.3670	-118.5850	-103.8480
5	115.0540	97.3850	84.6980	111.4930	96.3080	98.7450
6	119.8740	107.6570	86.5800	116.1510	104.2290	100.9540
7	117.3820	98.7150	84.0350	118.4000	99.0660	99.8370
8	97.7800	-120.5020	87.7870	98.5130	-120.9470	-104.2970
9	-127.9410	-120.5020	87.7870	-129.0560	-120.9470	-104.2970
10	117.0810	98.7150	84.0350	118.0950	99.0660	99.8370
11	120.3950	-116.8520	85.7840	113.5040	109.6000	102.0720
12	-123.4870	-114.5400	85.4100	116.3410	107.4410	101.6280
13	-137.0920	105.7230	83.9240	-128.7930	99.2070	99.8680
14	-154.0950	-131.6820	88.0570	-144.6460	-123.4420	-104.7640
15	111.5810	79.6520	79.9830	109.0340	77.8560	94.6950
16	-134.0600	97.4150	83.5880	-130.9060	95.2390	98.9780
17	102.3600	79.6760	79.9920	100.0830	77.8560	94.6950
18	120.6420	88.2160	81.8080	117.8010	86.1320	96.8190

NOTE- MINUS SIGNS DENOTE OUTLYING VALUES

JT3D-3B • BASELINE TEST SERIES •

MODE 3

UNIT	NREC CO LB/KLB FU	EI	NREC HC LB/KLB FU	EI	NRE CNO LB/KLB FU	EI	NR CNOX LB/KLB FU	EI	SMK NUMBER CORRECTED
1	-1.77		-1.45		-13.88		-13.88		-42.32
2	1.11		-4.35		11.04		11.04		56.67
3	1.10		-3.33		10.85		11.33		44.81
4	1.01		.75		-12.29		-12.69		43.66
5	1.42		.99		11.34		11.34		44.67
6	1.28		.55		11.78		11.82		-42.09
7	1.36		.22		11.60		11.68		47.17
8	1.10		.43		-13.55		-13.88		50.53
9	1.20		.30		11.96		11.96		55.33
10	1.16		.47		11.62		11.62		56.24
11	1.06		-2.21		11.58		11.58		52.96
12	1.22		-1.07		11.08		11.49		58.28
13	1.18		.98		10.96		11.56		58.83
14	1.11		.88		11.43		-13.41		50.57
15	1.19		.79		11.24		11.37		48.67
16	1.12		.69		10.74		11.08		54.86
17	1.14		.77		10.44		10.96		53.53
18	1.12		.47		10.26		10.95		57.94

NOTE- MINUS SIGNS DENOTE OUTLYING VALUES

JT3D-3B • BASELINE TEST SERIES •

MODE 4

UNIT	N1 SPEED PER CENT	N2 SPEED PER CENT	CORR N1 PER CENT	CORR N2 PER CENT
1	97.00	98.50	97.09	98.60
2	96.50	99.00	96.45	98.95
3	97.00	100.00	96.95	99.95
4	98.40	100.00	98.35	99.95
5	98.00	100.00	97.81	99.81
6	-98.50	100.00	98.31	99.81
7	97.10	98.90	97.15	98.95
8	97.30	100.00	97.35	100.05
9	98.00	100.10	98.05	100.15
10	-93.70	97.90	-93.75	97.95
11	97.00	99.80	96.67	99.46
12	97.50	99.80	97.17	99.46
13	98.00	99.50	97.67	99.17
14	-98.50	100.00	98.17	99.66
15	98.10	98.50	97.96	98.36
16	-99.00	99.10	-98.86	98.96
17	-98.80	98.50	-98.66	98.36
18	97.10	98.50	96.96	98.36

NOTE- MINUS SIGNS DENOTE OUTLYING VALUES

JT3D-3B • BASELINE TEST SERIES •

MODE 4

UNIT	FUEL FLOW LBM/HR	CB F/A X100	PERF F/A X100	TT7 DEG R	EPR	THRUST LAF
1	7900.	-1.2110	1.2009	1284.	1.660	15301.
2	7600.	1.4230	1.1590	1293.	1.660	15301.
3	7700.	1.4140	1.1700	1284.	1.660	15301.
4	8000.	1.3750	1.2010	-1248.	1.660	15339.
5	7800.	1.4430	1.2070	1320.	1.660	15373.
6	8000.	1.4180	1.2380	1320.	1.660	15373.
7	8000.	1.4350	1.2370	1329.	1.660	15309.
8	8200.	1.3700	1.2640	1320.	1.660	15309.
9	-8300.	1.4200	-1.2880	1338.	1.660	15309.
10	7980.	1.3540	1.2040	1266.	1.660	15309.
11	8050.	1.3860	1.2250	1284.	1.660	15326.
12	7800.	1.4170	1.2030	1320.	1.660	15326.
13	7900.	-1.4650	1.2190	1320.	1.660	15326.
14	7850.	1.4530	1.2030	1302.	1.660	15326.
15	7800.	1.4490	1.2110	1329.	1.660	15375.
16	7700.	-1.4860	1.1920	1320.	1.660	15380.
17	7600.	1.4380	1.1600	1284.	1.660	15373.
18	8100.	-1.4730	1.2620	1338.	1.660	15367.

NOTE- MINUS SIGNS DENOTE OUTLYING VALUES

JT30-3A • BASELINE TEST SERIES •

MODE 4

UNIT	CORR FU FL LRM/HR	COR CR F/A X100	COR PF F/A X100	COR TT7 DEG R	COR THRUST LBF
1	7919.	-1.2130	1.2030	1286.	15352.
2	7629.	1.4220	1.1570	1291.	15352.
3	7729.	1.4120	1.1690	1282.	15352.
4	8011.	1.3740	1.2000	-1247.	15352.
5	7805.	1.4370	1.2020	1315.	15352.
6	8005.	1.4130	1.2330	1315.	15352.
7	8019.	1.4360	1.2380	1330.	15352.
8	8219.	1.3710	1.2650	1321.	15352.
9	-8320.	1.4210	1.2890	1339.	15352.
10	7999.	1.3550	1.2060	1267.	15352.
11	8091.	1.3770	1.2170	1275.	15352.
12	7839.	1.4080	1.1950	1311.	15352.
13	7940.	1.4560	1.2110	1311.	15352.
14	7890.	1.4440	1.1950	1293.	15352.
15	7800.	1.4450	1.2080	1325.	15352.
16	7697.	-1.4810	1.1890	1316.	15352.
17	7601.	1.4340	1.1570	1280.	15352.
18	8104.	-1.4690	1.2580	1334.	15352.

NOTE- MINUS SIGNS DENOTE OUTLYING VALUES

JT30-38 • BASELINE TEST SERIES •

MODE 4

UNIT	CO2 CONC PER CENT	CO CONC PPM	HC CONC PPM	NO CONC PPM	NOX CONC PPM
1	-2.542	33.2	5.9	74.5	75.5
2	2.987	27.5	-31.5	71.0	72.2
3	2.970	27.6	-20.4	-80.3	-84.5
4	2.894	22.7	6.0	-83.8	-88.0
5	3.041	29.7	6.4	-81.5	-84.9
6	2.989	26.9	3.6	78.1	81.0
7	3.026	31.6	1.9	77.6	81.7
8	2.889	21.0	3.3	-85.3	-89.1
9	2.994	29.2	2.5	74.9	77.2
10	2.852	35.7	3.3	72.0	76.5
11	2.913	22.9	-15.4	72.5	74.6
12	2.981	27.0	-8.2	71.5	77.2
13	-3.085	27.5	-7.3	71.8	79.9
14	3.059	26.1	-6.5	75.2	-94.1
15	3.052	28.0	6.0	74.2	78.6
16	-3.131	24.7	5.1	75.3	79.9
17	3.030	25.4	5.1	71.0	77.2
18	-3.104	29.2	3.3	69.2	76.6

NOTE- MINUS SIGNS DENOTE OUTLYING VALUES

JT3D-38 • BASELINE TEST SERIES •

MODE 4

UNIT	CO2 EI LB/KLB FU	CO EI LB/KLB FU	HC EI LB/KLB FU	NO EI LB/KLB FU	NOX EI LB/KLB FU	SMK NUMBER FRONT SIDE
1	3147.	-2.62	-.80	-9.64	-9.78	-30.14
2	-3141.	1.84	-3.63	7.81	7.94	49.73
3	-3144.	1.86	-2.76	8.89	-9.35	46.62
4	3151.	1.57	.71	-9.54	-10.02	-41.37
5	3153.	1.96	.72	8.84	9.20	46.67
6	3154.	1.81	.41	8.61	8.93	45.33
7	3157.	2.10	.22	8.47	8.91	46.93
8	3157.	1.46	.40	-9.75	-10.18	46.81
9	3157.	1.89	.29	8.25	8.51	49.46
10	3155.	2.51	.40	8.77	8.85	48.24
11	3146.	1.58	-1.82	8.19	8.43	48.14
12	3148.	1.81	-.95	7.89	8.52	49.40
13	3149.	1.79	-.82	7.66	8.53	50.47
14	3149.	1.71	.77	8.10	-10.12	47.03
15	3151.	1.84	.67	8.01	8.48	46.52
16	3152.	1.58	.56	7.93	8.40	11
17	3152.	1.68	.58	7.72	8.39	5
18	3152.	1.89	.37	7.35	8.13	46.58

NOTE- MINUS SIGNS DENOTE OUTLYING VALUES

JT3D-3B • BASELINE TEST SERIES •

MODE 4

UNIT	FCO X100	FMC X100	FNO X100	STD FCO X100	STD FMC X100	STD FNO X100
1	37.8430	48.4490	70.9310	-38.2470	48.9570	85.4990
2	55.5510	53.4820	73.9020	55.1010	52.7240	86.9090
3	60.8710	-65.7150	77.3330	60.3740	64.7760	90.9410
4	56.8870	65.4190	78.0450	56.5350	64.7760	90.9410
5	-63.7350	64.8750	77.4670	-62.0720	62.8910	90.3520
6	-61.0540	64.8750	77.4670	59.4890	62.8910	90.3520
7	56.0550	52.5080	73.1440	56.4150	52.6740	86.8910
8	56.5700	-65.8490	76.8850	56.9150	-66.0660	91.3370
9	-62.1720	-67.2090	77.2320	-62.5740	-67.4320	91.7490
10	43.8440	42.1930	69.6580	44.0950	42.3210	82.7470
11	56.6520	62.3150	74.7220	53.9890	58.6130	88.9610
12	59.6880	62.3150	74.7220	56.8250	58.6130	88.9610
13	-62.8720	58.5720	73.7090	59.7710	55.1070	87.7600
14	-64.9950	64.9350	75.4030	61.7920	61.0660	89.7680
15	54.6870	47.5850	71.4010	53.6730	46.5580	84.5520
16	-62.3240	53.9200	73.3940	61.1410	52.7760	86.9280
17	53.7270	47.5990	71.4090	52.7310	46.5580	84.5520
18	57.0740	47.6280	71.4260	55.9750	46.5580	84.5520

NOTE- MINUS SIGNS DENOTE OUTLYING VALUES

JT30-38 • BASELINE TEST SERIES •

MODE 4

UNIT	NREC LB/KLA	CO FU	FI	NREC LB/KLA	MC FU	EI	NRE LB/KLA	CNO FU	FI	NR LB/KLA	CNOX FU	EI	SMK CORRECTED	NUMBER
1		-2.59			-0.80			-11.62			-11.78		-30.14	
2		1.45			-3.68			9.19			9.33		49.73	
3		1.47			-2.40			10.45			10.99		46.62	
4		1.58			.72			-11.11			-11.67		-41.37	
5		2.01			.74			10.31			10.73		46.67	
6		1.46			.43			10.05			10.42		45.33	
7		2.08			.21			10.06			10.59		46.93	
8		1.45			.40			-11.58			-12.09		46.81	
9		1.88			.29			9.80			10.11		49.46	
10		-2.50			.40			9.89			10.51		48.24	
11		1.65			-1.93			9.75			10.03		48.14	
12		1.91			-1.01			9.40			10.14		49.40	
13		1.88			-.87			9.12			10.16		50.47	
14		1.40			-.77			9.64			-12.05		47.03	
15		1.88			.69			9.49			10.05		46.52	
16		1.42			.57			9.39			9.95		47.11	
17		1.71			.59			9.14			9.94		51.22	
18		1.92			.38			-8.70			9.62		46.58	

NOTE- MINUS SIGNS DENOTE OUTLYING VALUES

JT30-38 * BASELINE TEST SERIES *

MODE 5

UNIT	N1 SPEED PER CENT	N2 SPEED PER CENT	CORR N1 PER CENT	CORR N2 PER CENT
1	86.00	93.50	86.08	93.59
2	85.50	94.00	85.46	93.95
3	87.00	-95.50	86.96	-95.45
4	87.00	95.00	86.96	94.95
5	86.50	94.00	86.33	93.82
6	-88.00	95.00	-87.83	94.82
7	86.30	94.00	86.34	94.05
8	86.30	95.00	86.34	95.05
9	86.80	95.40	86.84	-95.45
10	85.20	94.00	85.24	94.05
11	85.50	94.50	85.21	94.18
12	-87.50	95.40	87.21	95.08
13	87.00	94.70	86.71	94.38
14	-88.00	-95.50	-87.70	95.18
15	87.00	93.50	86.87	93.37
16	-88.00	94.50	-87.87	94.36
17	87.40	94.20	87.27	94.06
18	86.40	94.00	86.28	93.86

NOTE- MINUS SIGNS DENOTE OUTLYING VALUES

JT30-38 • BASELINE TEST SERIES •

MODE 5

UNIT	FUEL FLOW LBM/HR	CR F/A X100	PERF F/A X100	TYT DEG R	EPR	THRUST LBF
1	5400.	-1.0210	1.0010	-1140.	1.400	10916.
2	5200.	1.1870	.9790	1176.	1.400	10916.
3	5500.	1.2040	1.0350	1176.	1.400	10916.
4	5050.	1.1230	.9520	1176.	1.400	10961.
5	5400.	1.1930	1.0360	1212.	1.400	10965.
6	5700.	1.1680	1.0860	1194.	1.400	10965.
7	5600.	1.2030	1.0860	-1248.	1.400	10919.
8	5600.	1.1670	1.0700	1212.	1.400	10919.
9	5600.	1.1850	1.0740	1221.	1.400	10919.
10	5710.	1.1720	1.0830	1194.	1.400	10919.
11	5300.	-1.0800	.9990	1176.	1.400	10932.
12	5300.	1.1540	1.0290	-1248.	1.400	10932.
13	5600.	1.1940	1.0710	1212.	1.400	10932.
14	5200.	1.1960	.9900	1176.	1.400	10932.
15	5300.	1.1650	1.0240	1230.	1.400	10966.
16	5600.	1.2090	1.0750	1212.	1.400	10970.
17	5200.	1.1490	.9830	1176.	1.400	10965.
18	5800.	1.2000	1.1190	1226.	1.400	10961.

NOTE- MINUS SIGNS DENOTE OUTLYING VALUES

JT3D-3B • BASELINE TEST SERIES •

MODE 5

UNIT	CORR FU FL LBM/HR	COR CB F/A X100	COR PF F/A X100	COR TT7 DEG R	COR THRUST LBF
1	5413.	-1.0230	1.0020	-1142.	10950.
2	5220.	1.1860	.9770	1175.	10950.
3	5521.	1.2030	1.0340	1175.	10950.
4	5057.	1.1220	.9520	1175.	10950.
5	5403.	1.1880	1.0320	1207.	10950.
6	5703.	1.1640	1.0810	1189.	10950.
7	5613.	1.2040	1.0870	1249.	10950.
8	5613.	1.1680	1.0710	1213.	10950.
9	5613.	1.1860	1.0750	1222.	10950.
10	5723.	1.1730	1.0840	1195.	10950.
11	5327.	-1.0720	.9920	1168.	10950.
12	5327.	1.1460	1.0220	1239.	10950.
13	5628.	1.1860	1.0640	1204.	10950.
14	5226.	1.1880	.9730	1168.	10950.
15	5300.	1.1610	1.0210	1226.	10950.
16	5598.	1.2050	1.0720	1208.	10950.
17	5201.	1.1460	.9800	1172.	10950.
18	5803.	1.1960	1.1160	1223.	10950.

NOTE- MINUS SIGNS DENOTE OUTLYING VALUES

JT30-38 • BASELINE TEST SERIES •

MODE 5

UNIT	CO2 CONC PER CENT	CO CONC PPM	HC CONC PPM	NO CONC PPM	NOX CONC PPM
1	-2.135	73.9	5.0	46.6	54.4
2	2.481	67.0	-23.9	44.9	52.8
3	2.522	55.4	-13.9	47.6	54.6
4	2.354	-52.4	-6.1	49.2	57.6
5	2.502	70.9	5.4	47.4	54.5
6	2.453	57.1	3.5	45.9	52.8
7	2.527	76.8	3.0	46.3	53.9
8	2.451	-48.1	3.6	-50.9	58.1
9	2.489	63.0	3.1	47.6	55.3
10	2.459	82.5	4.0	48.2	55.2
11	-2.257	57.9	-13.5	45.7	53.7
12	2.417	57.4	-8.0	48.6	56.1
13	2.501	64.9	-7.2	43.7	54.8
14	2.506	60.2	-6.2	49.7	-64.2
15	2.441	66.6	-6.2	47.3	55.5
16	-2.537	57.3	4.8	48.3	55.2
17	2.409	61.0	4.9	45.4	52.4
18	2.515	79.3	3.8	46.7	55.1

NOTE- MINUS SIGNS DENOTE OUTLYING VALUES

JY30-38 • BASELINE TEST SERIES •

MODE 5

UNIT	CO2 EI LB/KLB FU	CO EI LB/KLB FU	HC EI LB/KLB FU	NO EI LB/KLB FU	NOX EI LB/KLB FU	SMK NUMBER FRONT SIDE
1	3141.	6.92	.80	-7.16	-8.37	-28.86
2	-3136.	5.39	-3.30	5.94	6.97	51.25
3	3142.	4.39	-1.90	6.20	7.11	46.31
4	3146.	4.46	-.89	-6.87	-8.05	-41.49
5	3147.	5.67	.74	6.23	7.17	46.81
6	3150.	4.67	.49	6.17	7.09	-27.50
7	3150.	6.09	.40	6.03	7.02	48.25
8	-3153.	-3.94	.51	-6.85	-7.81	47.37
9	-3151.	5.08	.42	6.30	7.32	47.33
10	3148.	6.72	.56	6.46	7.39	49.07
11	3140.	5.13	-2.05	6.64	-7.80	47.61
12	3143.	4.75	-1.14	6.61	7.62	50.99
13	3143.	5.19	-.99	5.74	7.20	48.67
14	3144.	4.81	.85	6.52	-8.42	46.14
15	3145.	5.46	-.88	6.38	7.48	45.27
16	3147.	4.52	.64	6.26	7.17	47.57
17	3146.	5.07	.70	6.20	7.15	50.20
18	3145.	6.31	.52	6.11	7.20	48.24

NOTE- MINUS SIGNS DENOTE OUTLYING VALUES

JT3D-3R • BASELINE TEST SERIES •

MODE 5

UNIT	FCO X100	FMC X100	FNO X100	STD FCO X100	STD FMC X100	STD FNO X100
1	16.6290	14.4480	53.8400	-16.7640	14.5800	64.8790
2	21.5530	16.2280	56.3620	21.4000	16.0090	66.2910
3	-26.4440	-23.6290	61.4320	-26.2520	-23.3050	-72.2510
4	22.3510	20.7860	60.2680	22.2350	20.5950	70.2170
5	21.5450	15.9020	56.3490	21.1150	15.4640	65.7450
6	23.5670	20.4780	59.7190	23.0950	19.9040	69.6900
7	22.0910	16.3420	56.1090	22.1780	16.3830	66.6450
8	23.7530	21.0130	59.4400	23.8560	21.0690	70.6040
9	-25.5270	-23.1960	60.7990	-25.6400	-23.2590	-72.2190
10	21.1930	16.3420	56.1090	21.2820	16.3830	66.6450
11	19.7830	17.9500	56.3720	19.0710	16.9660	67.1820
12	24.2070	-22.4980	59.3580	23.2850	21.2470	70.7400
13	23.4510	18.8820	57.0310	22.5460	17.8430	67.9650
14	-25.8960	-23.0630	59.7050	-24.8840	-21.7780	71.1410
15	19.5540	14.0310	54.0350	19.2790	13.7550	64.0140
16	23.4320	18.1130	57.3010	23.0930	17.7610	67.8920
17	20.9020	16.8010	56.3270	20.6040	16.4610	66.7180
18	21.7820	15.9750	55.6830	21.4580	15.6430	65.9400

NOTE- MINUS SIGNS DENOTE OUTLYING VALUES

JT3D-3B • BASELINE TEST SERIES •

MODE 5

UNIT	NREC LB/KLB	CO FU	EI	NREC LB/KLB	HC FU	EI	NRE LB/KLB	CNO FU	EI	NR LB/KLB	CNOX FU	EI	SMK CORRECTED
1		6.87			.80			-8.63			-10.09		-28.86
2		5.43			-3.34			6.98			8.20		51.25
3		4.42			-1.92			7.29			8.36		46.31
4		4.48			-.90			-8.01			-9.38		-41.49
5		5.79			.76			7.27			8.36		46.81
6		4.76			.50			7.20			8.27		-27.50
7		6.07			.40			7.16			8.34		48.25
8		-3.92			.51			-8.14			9.27		47.37
9		5.06			.42			7.48			8.70		47.33
10		6.69			.55			7.67			8.78		49.07
11		5.32			-2.17			-7.92			9.30		47.61
12		4.94			-1.21			7.88			9.08		50.99
13		5.40			-1.05			6.84			8.58		48.67
14		5.01			-.90			7.76			-10.03		46.14
15		5.54			-.90			7.55			8.86		45.27
16		4.59			.66			7.42			8.49		47.57
17		5.14			.71			7.34			8.47		50.20
18		6.41			.53			7.23			8.53		48.24

NOTE- MINUS SIGNS DENOTE OUTLYING VALUES

JT30-38 • BASELINE TEST SERIES •

MODE 6

UNIT	N1 SPEED PER CENT	N2 SPEED PER CENT	CORR N1 PER CENT	CORR N2 PER CENT
1	69.00	86.50	69.07	86.58
2	68.00	86.50	67.97	86.46
3	68.00	87.00	67.97	86.96
4	69.40	87.00	69.37	86.96
5	69.50	87.00	69.37	86.83
6	70.00	87.00	69.87	86.83
7	67.20	85.80	67.23	85.84
8	69.00	87.50	69.03	87.54
9	68.80	87.50	68.83	87.54
10	67.00	86.00	67.03	86.04
11	67.50	86.50	67.27	86.21
12	70.00	-87.90	69.77	87.60
13	-71.00	87.50	70.76	87.21
14	-71.00	-88.00	70.76	87.70
15	68.90	85.50	68.80	85.38
16	69.60	86.50	69.50	86.38
17	67.50	85.20	67.40	85.08
18	68.00	86.00	67.90	85.88

NOTE- MINUS SIGNS DENOTE OUTLYING VALUES

JT3D-38 • BASELINE TEST SERIES •

MODE 6

UNIT	FUEL FLOW LBM/HR	CB F/A X100	PERF F/A X100	TT7 DEG R	EPR	THRUST LAF
1	3130.	.8760	.8740	1086.	1.170	5661.
2	3020.	.9320	.8370	1068.	1.170	5661.
3	2990.	.9410	.8280	1068.	1.170	5661.
4	3110.	.8480	.8640	1068.	1.170	5675.
5	3070.	.9310	.8680	1104.	1.170	5688.
6	3100.	.8950	.9630	1068.	1.170	5688.
7	2970.	.9070	.8500	-1140.	1.170	5664.
8	3220.	.9270	.9070	1104.	1.170	5664.
9	3040.	.9260	.8630	1122.	1.170	5664.
10	3030.	.9010	.8400	1068.	1.170	5664.
11	2910.	-.8140	.8080	1068.	1.170	5671.
12	3170.	.8850	.9010	1122.	1.170	5671.
13	3245.	.9270	-.9150	1104.	1.170	5671.
14	3270.	.9060	.9070	1068.	1.170	5671.
15	3050.	.8790	.8630	1104.	1.170	5689.
16	3040.	.9050	.8600	1104.	1.170	5690.
17	2970.	.8520	.8270	1068.	1.170	5688.
18	3050.	.9150	.8660	1113.	1.170	5686.

NOTE- MINUS SIGNS DENOTE OUTLYING VALUES

JT3D-3A * BASELINE TEST SERIES *

MODE 6

UNIT	CORR FU FL LAM/HR	COR CR F/A X100	COR PF F/A X100	CORR TT7 DEG R	COR THRUST LBF
1	3137.	.8780	.8760	1088.	5680.
2	3032.	.9310	.8360	1067.	5680.
3	3001.	.9400	.8280	1067.	5680.
4	3114.	.8480	.8630	1067.	5680.
5	3072.	.9270	.8650	1099.	5680.
6	3102.	.8920	.8600	1064.	5680.
7	2977.	.9080	.8510	-1141.	5680.
8	3228.	.9270	.9080	1105.	5680.
9	3047.	.9270	.8640	1123.	5680.
10	3037.	.9020	.8410	1069.	5680.
11	2925.	-.8080	.8020	1061.	5680.
12	3186.	.8790	.8950	1114.	5680.
13	3261.	.9210	.9090	1096.	5680.
14	-3286.	.9000	.9010	1061.	5580.
15	3050.	.8760	.8600	1101.	5680.
16	3039.	.9020	.8580	1101.	5680.
17	2970.	.8490	.8240	1065.	5680.
18	3051.	.9120	.8630	1109.	5680.

NOTE- MINUS SIGNS DENOTE OUTLYING VALUES

JT3D-3B • BASELINE TEST SERIES •

MODE 6

UNIT	CO2 CONC PER CENT	CO CONC PPM	HC CONC PPM	NO CONC PPM	NOX CONC PPM
1	1.811	202.3	16.6	28.5	31.7
2	1.928	173.8	-28.1	27.5	29.8
3	1.948	173.2	22.7	21.9	29.7
4	1.757	161.2	18.4	26.6	32.3
5	1.931	185.2	15.9	29.3	31.0
6	1.859	163.2	12.4	24.7	31.2
7	1.876	215.9	23.8	26.7	28.7
8	1.924	180.9	15.8	-30.2	32.3
9	1.925	171.9	13.4	25.2	31.6
10	1.864	208.8	24.2	26.5	30.1
11	-1.679	178.1	24.8	26.4	30.1
12	1.835	156.4	17.4	29.7	32.0
13	1.922	157.9	17.4	24.3	32.4
14	1.876	167.0	18.0	28.7	-36.7
15	1.819	183.0	19.2	27.4	31.3
16	1.878	155.1	12.7	29.5	31.6
17	1.764	175.7	14.5	23.0	29.0
18	1.898	172.1	13.6	28.5	31.4

NOTE- MINUS SIGNS DENOTE OUTLYING VALUES

JT3D-38 • BASELINE TEST SERIES •

MODE 1

UNIT	CO2 EI LB/KLB FU	CO EI LB/KLB FU	HC EI LB/KLB FU	NO EI LB/KLB FU	NOX EI LB/KLB FU	SMK NIMBER FRONT SIDE
1	3110.	22.12	3.12	5.11	5.49	38.01
2	3112.	17.85	4.96	4.65	5.03	40.00
3	3115.	17.63	3.97	3.67	4.96	39.60
4	3118.	18.20	3.56	4.94	-6.00	35.60
5	3121.	19.05	2.80	4.95	5.24	41.74
6	3124.	17.46	2.28	4.34	5.49	-24.93
7	3113.	22.80	4.32	4.64	4.97	39.60
8	3123.	18.69	2.81	5.13	5.48	43.93
9	3126.	17.77	2.38	4.28	5.37	41.72
10	3113.	22.20	4.42	4.62	5.26	40.40
11	3107.	20.97	-5.01	5.11	5.83	40.11
12	3118.	16.91	3.24	5.27	5.69	43.07
13	3120.	16.31	3.09	4.12	5.49	42.27
14	3117.	17.66	3.27	4.99	-6.37	40.08
15	3115.	19.94	3.60	4.91	5.61	45.42
16	3124.	16.41	2.31	5.12	5.50	38.79
17	3117.	19.76	2.80	4.25	5.36	37.33
18	3121.	18.01	2.45	4.91	5.40	36.99

NOTE- MINUS SIGNS DENOTE OUTLYING VALUES

JT3D-3B • BASELINE TEST SERIES •

MODE 6

UNIT	FCO X100	FMC X100	FNO X100	STD FCO X100	STD FMC X100	STD FNO X100
1	7.1440	3.1900	37.8910	7.1880	3.2150	45.6470
2	7.5290	3.1800	38.5900	7.4820	3.1390	45.3950
3	7.9340	3.4970	39.4480	7.8840	3.4520	46.4040
4	7.2470	3.4810	39.8110	7.2160	3.4520	46.4040
5	7.8230	3.4560	39.5190	7.7030	3.3710	46.1500
6	7.5570	3.4560	39.5190	7.4430	3.3710	46.1500
7	6.9120	2.7830	37.1870	6.9290	2.7870	44.1620
8	8.1700	3.8460	40.0760	8.1920	3.8520	47.5950
9	8.1660	3.8460	40.0760	8.1880	3.8520	47.5950
10	6.9960	2.8930	37.5220	7.0140	2.8970	44.5600
11	6.7140	3.1480	37.6260	6.5260	2.9930	44.8960
12	8.0990	-4.1040	40.0030	7.8590	3.8980	47.7230
13	8.1510	3.8070	39.3180	7.9050	3.6170	46.9080
14	-8.3320	-4.1810	40.1750	8.0820	3.9710	47.9280
15	6.5220	2.5900	36.4820	6.4540	2.5460	43.2410
16	7.3000	3.1430	38.1520	7.2220	3.0890	45.2280
17	6.1940	2.4430	35.9890	6.1300	2.4000	42.6520
18	7.0600	2.8580	37.3310	6.9810	2.8060	44.2300

NOTE- MINUS SIGNS DENOTE OUTLYING VALUES

JT3D-3B • BASELINE TEST SERIES •

MODE 6

UNIT	NREC CO EI LB/KLB FU	NREC HC EI LB/KLB FU	NRE CNO EI LB/KLB FU	NR CNOX EI LB/KLB FU	SMK NUMBR CORRECTED
1	21.98	3.10	6.16	6.86	38.01
2	17.96	-5.02	5.47	5.91	40.00
3	17.74	4.02	4.31	5.83	39.60
4	18.28	3.59	5.76	6.99	35.60
5	19.35	2.87	5.78	6.13	41.74
6	17.73	2.34	5.07	6.41	-24.93
7	22.74	4.32	5.51	5.90	39.60
8	18.64	2.81	6.09	6.51	43.93
9	17.73	2.37	5.09	6.37	41.72
10	22.14	4.41	5.49	6.25	40.40
11	21.58	-5.27	6.09	6.96	40.11
12	17.43	3.41	6.29	6.79	43.07
13	16.82	3.25	4.91	6.56	42.27
14	18.20	3.44	5.95	-7.59	40.08
15	20.16	3.67	5.82	6.65	45.42
16	16.59	2.34	6.08	6.51	38.79
17	19.97	2.85	5.03	6.35	37.33
18	18.21	2.49	5.81	6.40	36.99

NOTE - MINUS SIGNS DENOTE OUTLYING VALUES

JT3D-38 • BASELINE TEST SERIES •

MODE 7

UNIT	N1 SPEED PER CENT	N2 SPEED PER CENT	CORR N1 PER CENT	CORR N2 PER CENT
1	-40.00	-68.00	-40.04	-68.07
2	35.00	63.00	34.98	-62.97
3	36.00	64.50	35.98	64.47
4	36.80	64.00	36.78	63.97
5	-39.00	-67.00	-38.93	-66.87
6	-38.00	-66.00	-37.93	-65.87
7	36.00	64.00	36.02	64.03
8	36.20	65.00	36.22	65.03
9	35.60	64.00	35.62	64.03
10	36.10	65.00	36.12	65.03
11	37.00	-65.50	36.88	65.28
12	37.00	64.00	36.88	63.79
13	35.50	63.50	35.38	63.29
14	36.00	64.00	35.88	63.79
15	37.00	64.00	36.95	63.91
16	-38.60	-66.00	-38.54	-65.90
17	37.50	65.00	37.45	64.91
18	36.70	64.30	36.65	64.21

NOTE- MINUS SIGNS DENOTE OUTLYING VALUES

JT3D-38 • BASELINE TEST SERIES •

MODE 7

UNIT	FUEL FLOW LBM/HR	CR F/A X100	PERF F/A X100	TT7 DEG R	EPR	THRUST LRF
1	-1450.	.7670	.7520	1014.	1.040	-1882.
2	-1250.	.8340	.7510	996.	1.030	-1358.
3	1320.	-.8530	.7660	996.	1.030	1485.
4	1310.	.7390	.7710	996.	1.050	1446.
5	-1390.	.8320	.7680	1050.	1.030	-1736.
6	1290.	.7990	.7340	1014.	1.050	-1611.
7	1310.	.8250	.7990	-1077.	1.040	1449.
8	-1440.	.8470	-.8410	1032.	1.050	1533.
9	1290.	.8490	.7770	1050.	-1.060	1449.
10	1320.	.8330	.7710	1032.	-1.060	1533.
11	1290.	-.7180	.7430	1023.	1.030	1556.
12	1280.	.7740	.7660	1032.	1.850	1429.
13	1280.	.7800	.7750	1032.	1.040	1387.
14	1320.	.7560	.7660	-969.	-1.010	1429.
15	1360.	.7710	.8230	1050.	1.040	1444.
16	1360.	.7780	.7810	1032.	1.050	-1615.
17	1350.	.7590	.7850	1014.	1.030	1529.
18	1330.	.8010	.7990	1050.	1.050	1469.

NOTE- MINUS SIGNS DENOTE OUTLYING VALUES

Handwritten scribbles and markings at the bottom of the page.

JT30-38 • BASELINE TEST SERIES •

MODE 7

UNIT	CORR FU FL LBM/HR	COR CR F/A X100	COR PF F/A X100	CORR TT7 DEG R	COR THRUST LAF
1	-1453.	.7680	.7530	1016.	-1889.
2	1255.	.8330	.7510	995.	-1362.
3	1325.	.8520	.7650	995.	1490.
4	1312.	.7380	.7700	995.	1447.
5	1391.	.8290	.7650	1046.	-1733.
6	1291.	.7960	-.7310	1010.	-1609.
7	1313.	.8250	.8000	-1078.	1453.
8	-1443.	.8480	.8420	1033.	1538.
9	1293.	.8500	.7780	1051.	1453.
10	1327.	.8340	.7720	1033.	1538.
11	1297.	-.7130	.7380	1016.	1559.
12	1286.	.7690	.7600	1025.	1432.
13	1286.	.7750	.7700	1025.	1389.
14	1327.	.7510	.7610	-962.	1432.
15	1360.	.7690	.8210	1047.	1442.
16	1359.	.7750	.7780	1029.	-1612.
17	1350.	.7570	.7830	1011.	1527.
18	1331.	.7990	.7960	1047.	1468.

NOTE- MINUS SIGNS DENOTE OUTLYING VALUES

JT3D-3B • BASELINE TEST SERIES •

MODE 7

UNIT	CO2 CONC PER CENT	CO CONC PPM	HC CONC PPM	NO CONC PPM	NOX CONC PPM
1	1.415	779.3	-365.5	11.3	13.4
2	1.509	842.6	497.0	9.7	10.9
3	-1.541	856.3	522.5	6.9	11.1
4	1.314	802.9	496.4	11.0	14.6
5	-1.555	762.5	-370.5	13.0	14.1
6	1.482	780.9	-377.9	9.4	12.7
7	1.478	846.6	543.8	12.1	12.3
8	-1.543	860.3	482.8	12.6	13.1
9	-1.537	900.9	504.2	10.5	12.2
10	1.509	841.5	502.0	11.8	12.9
11	1.300	-740.0	-417.4	11.8	13.6
12	1.396	783.3	471.2	12.9	13.4
13	1.390	830.9	520.3	11.5	12.6
14	1.327	828.3	558.1	12.4	14.5
15	1.396	800.8	450.6	12.5	13.3
16	1.412	781.5	452.1	13.7	13.9
17	1.367	763.0	475.0	11.1	12.9
18	1.448	858.9	470.7	12.5	13.3

NOTE - MINUS SIGNS DENOTE OUTLYING VALUES

JT3D-3B * BASELINE TEST SERIES *

MODE 7

UNIT	CO2 EI LB/KLB FU	CO EI LB/KLB FU	HC EI LB/KLB FU	NO EI LB/KLB FU	NOX EI LB/KLB FU	SMK NUMBER FRONT SIDE
1	-2784.	97.61	-78.64	2.33	2.75	18.92
2	2731.	97.05	98.35	1.83	2.06	21.66
3	2725.	96.39	101.04	-1.28	2.05	20.00
4	2687.	104.53	111.02	2.35	3.13	-15.60
5	-2919.	-87.95	-73.43	2.47	2.67	20.40
6	-2797.	-93.81	-77.98	1.86	2.51	17.12
7	2707.	98.66	108.87	2.33	2.36	21.44
8	2749.	97.55	94.05	2.35	2.44	23.33
9	2732.	101.89	97.96	1.95	2.27	22.87
10	2735.	97.05	99.46	2.23	2.45	21.52
11	2734.	99.10	96.02	2.60	2.98	20.93
12	2725.	97.30	100.54	2.64	2.73	22.00
13	2691.	102.34	110.09	2.33	2.56	21.81
14	2653.	105.37	121.96	2.59	3.04	20.86
15	2734.	99.83	96.51	2.56	2.72	-14.86
16	2741.	96.56	95.97	-2.77	2.83	19.47
17	2720.	96.64	103.36	2.31	2.68	22.80
18	2728.	102.97	96.94	2.46	2.62	18.70

NOTE- MINUS SIGNS DENOTE OUTLYING VALUES

JT3D-39 • BASELINE TEST SERIES •

MODE 7

UNIT	FCO X100	FHC X100	FNO X100	STD FCO X100	STD FHC X100	STD FNO X100
1	-.2630	-.1600	-18.9230	-.2630	-.1600	-22.7830
2	.2230	.0890	16.8510	-.2220	.0880	-19.8300
3	.2340	.1060	17.5320	.2330	.1040	20.6310
4	.2300	.0990	17.4630	.2300	.0990	20.3630
5	-.2520	-.1390	-18.7610	-.2510	-.1360	-21.9370
6	-.2440	-.1250	18.2930	-.2440	-.1220	-21.3900
7	.2310	.0990	17.1800	.2300	.0990	20.3960
8	.2390	.1110	17.6330	.2380	.1110	20.9340
9	.2310	.0990	17.1800	.2300	.0990	20.3960
10	.2380	.1110	17.6330	.2380	.1110	20.9340
11	-.2410	-.1190	17.6180	.2390	.1140	21.0680
12	.2300	.1010	16.9430	.2280	.0970	20.2640
13	.2260	.0950	-16.7210	.2250	.0910	19.9990
14	.2300	.1010	16.9430	.2290	.0970	20.2640
15	.2300	.0990	17.1360	.2290	.0980	20.3300
16	-.2440	-.1240	18.0410	-.2440	-.1230	-21.4080
17	.2370	.1110	17.5910	.2370	.1100	20.8660
18	.2320	.1030	17.2770	.2320	.1010	20.4900

NOTE- MINUS SIGNS DENOTE OUTLYING VALUES

JT30-38 • BASELINE TEST SERIES •

MODE 7

UNIT	NREC CO EI LB/KLB FU	NREC HC EI LB/KLB FU	NRE CNO EI LB/KLB FU	NR CNOX EI LB/KLB FU	SMK NUMBER CORRECTED
1	97.70	-78.26	2.81	3.31	18.92
2	97.37	99.45	2.15	2.43	21.66
3	96.71	102.18	-1.50	2.41	20.00
4	104.68	111.76	2.74	3.65	-15.60
5	-88.15	-74.83	2.89	3.12	20.40
6	-94.02	-79.46	2.18	2.93	17.12
7	98.79	108.86	2.76	2.81	21.44
8	97.67	94.03	2.79	2.90	23.33
9	102.03	97.96	2.32	2.69	22.87
10	97.18	99.44	2.64	2.91	21.52
11	99.79	99.92	3.11	3.57	20.93
12	97.98	104.57	3.15	3.26	22.00
13	103.05	114.48	2.79	3.06	21.81
14	106.11	-126.85	3.10	3.64	20.86
15	99.96	97.76	3.04	3.23	-14.86
16	96.66	97.19	-3.29	3.35	19.47
17	96.78	104.74	2.74	3.18	22.80
18	103.15	98.29	2.92	3.11	18.70

NOTE- MINUS SIGNS DENOTE OUTLYING VALUES

JT3D-38 • BASELINE TEST SERIES •

MODE 8

UNIT	N1 SPEED PER CENT	N2 SPEED PER CENT	CORR N1 PER CENT	CORR N2 PER CENT
1	-37.00	-64.50	-37.04	-64.56
2	33.00	60.50	32.98	60.47
3	33.00	61.50	32.98	61.47
4	34.00	60.00	33.98	59.97
5	34.00	61.00	33.93	60.88
6	-36.00	62.00	-35.93	61.88
7	34.00	61.00	34.02	61.03
8	32.70	61.00	32.72	61.03
9	32.20	60.00	32.22	60.03
10	33.50	61.00	33.52	61.03
11	35.50	-63.50	35.38	-63.29
12	35.50	60.50	35.38	60.30
13	33.50	60.50	33.39	60.30
14	34.00	61.00	33.89	60.80
15	35.20	62.00	35.15	61.91
16	-35.80	-62.70	-35.75	-62.61
17	-35.80	-63.00	-35.75	-62.91
18	34.50	62.00	34.45	61.91

NOTE- MINUS SIGNS DENOTE OUTLYING VALUES

JT3D-38 • BASELINE TEST SERIES •

MODE 8

UNIT	FUFL FLOW LBM/HR	CB F/A X100	PERF F/A X100	TT7 DEG R	EPR	THRUST LRF
1	1335.	.7980	.7810	1014.	1.030	-1493.
2	1190.	.8560	-.7290	-906.	1.020	1169.
3	1250.	-.8900	.7810	996.	1.030	1239.
4	1230.	.7550	.8030	996.	1.050	1137.
5	1245.	.8740	.8090	1041.	1.030	1203.
6	1210.	.8210	-.7560	1014.	1.050	1273.
7	1260.	.8320	.8280	-1073.	1.030	1209.
8	-1350.	-.9450	-.8700	1032.	1.040	1209.
9	1240.	.8860	.8290	1050.	1.050	1139.
10	1260.	.8590	.8120	1032.	1.040	1209.
11	1240.	-.7300	-.7410	1005.	1.020	-1387.
12	1240.	.7900	.8110	1032.	1.050	1159.
13	1230.	.8060	.8050	1032.	1.040	1159.
14	1315.	.7900	.8270	978.	-1.010	1194.
15	-1350.	.8270	.8620	1059.	1.040	1276.
16	1290.	.7890	.7990	1032.	1.050	-1334.
17	1320.	.7710	.8040	1014.	1.030	-1359.
18	1280.	.8150	.8130	1050.	1.040	1275.

NOTE- MINUS SIGNS DENOTE OUTLYING VALUES

JT3D-3B • BASELINE TEST SERIES •

MODE 8

UNIT	CORR FU FL LBM/HR	COR CR X100	F/A X100	COR PF F/A X100	CORR TT7 DEG R	COR THRUST LAF
1	1338.	.8000	.7830	1016.	-1498.	
2	1195.	.8550	-.7290	-905.	1173.	
3	1255.	.8890	.7800	995.	1243.	
4	1232.	.7540	.8020	995.	1138.	
5	1246.	.8710	.8060	1037.	1202.	
6	1211.	.8180	-.7530	1010.	1272.	
7	1263.	.8330	.8280	-1074.	1212.	
8	-1353.	-.9460	.8710	1033.	1212.	
9	1243.	.8870	.8290	1051.	1142.	
10	1267.	.8600	.8130	1033.	1212.	
11	1246.	-.7260	-.7360	998.	-1389.	
12	1246.	.7850	.8060	1025.	1161.	
13	1236.	.8010	.7990	1025.	1161.	
14	1322.	.7850	.8210	-971.	1196.	
15	-1350.	.8250	.8590	1056.	1274.	
16	1289.	.7870	.7970	1029.	-1332.	
17	1320.	.7680	.8020	1011.	-1357.	
18	1281.	.8130	.8110	1047.	1274.	

NOTE- MINUS SIGNS DENOTE OUTLYING VALUES

JT3D-38 • BASELINE TEST SERIES •

MODE 8

UNIT	CO2 CONC PER CENT	CO CONC PPM	HC CONC PPM	NO CONC PPM	NOX CONC PPM
1	1.432	878.9	-491.0	9.5	12.0
2	1.517	912.0	597.0	8.9	10.1
3	-1.572	953.6	638.3	5.8	10.2
4	1.311	872.6	593.1	9.5	13.7
5	-1.570	918.8	558.2	11.3	12.6
6	1.491	865.4	-469.0	8.3	11.8
7	1.459	913.5	639.0	10.9	11.6
8	-1.690	966.0	641.4	11.5	12.0
9	-1.557	1018.8	652.9	9.2	11.0
10	1.522	930.1	611.1	10.4	11.8
11	1.303	-783.7	-477.3	10.9	12.9
12	1.396	850.5	564.1	11.9	12.6
13	1.406	910.4	619.8	10.3	12.1
14	1.367	899.1	640.5	10.9	14.2
15	1.481	882.7	533.9	11.3	13.0
16	1.396	851.0	562.5	-12.8	13.1
17	1.370	-799.2	533.4	10.3	12.3
18	1.441	913.9	572.7	11.7	12.7

NOTE- MINUS SIGNS DENOTE OUTLYING VALUES

JT30-38 * BASELINE TEST SERIES *

MODE A

UNIT	CO2 EI LB/KLB FU	CO EI LB/KLB FU	HC EI LB/KLB FU	NO EI LB/KLB FU	NOX EI LB/KLB FU	SMK NUMBER FRONT SIDE
1	-2709.	105.78	-101.54	1.88	2.38	18.67
2	2677.	102.42	115.18	1.65	1.85	21.38
3	2667.	102.98	118.41	-1.03	1.82	20.05
4	2625.	111.22	129.88	1.98	2.86	-14.65
5	-2711.	-100.94	-105.35	2.03	2.27	20.00
6	-2740.	101.25	-94.26	1.60	2.26	17.34
7	2647.	105.50	126.78	2.06	2.20	21.79
8	2690.	-98.16	111.96	1.92	2.01	22.40
9	2653.	110.48	121.65	1.65	1.97	23.13
10	2675.	104.02	117.42	1.91	2.17	20.40
11	2695.	103.16	107.93	2.36	2.79	19.14
12	2668.	103.42	117.85	2.38	2.51	20.38
13	2635.	108.58	126.99	2.01	2.38	20.86
14	2614.	109.46	133.95	2.18	2.94	17.50
15	2703.	102.51	106.52	2.16	2.47	-15.54
16	2670.	103.62	117.68	-2.56	2.63	17.84
17	2686.	-99.70	114.30	2.12	2.51	22.30
18	2668.	107.71	115.96	2.26	2.47	18.30

NOTE- MINUS SIGNS DENOTE OUTLYING VALUES

JT3D-3B * BASELINE TEST SERIES *

MODE B

UNIT	FCO X100	FHC X100	FNO X100	STD FCO X100	STD FHC X100	STD FNO X100
1	-.2340	-.1050	-17.1790	-.2340	-.1060	-20.6810
2	.2100	.0710	16.0070	.2090	.0700	18.8170
3	.2140	.0770	16.2890	.2140	.0760	19.1680
4	.2070	.0680	16.0130	.2070	.0670	18.6730
5	.2110	.0740	16.2230	.2110	.0730	18.9730
6	.2160	.0800	16.5070	.2150	.0780	19.3050
7	.2120	.0730	16.0230	.2120	.0730	19.0220
8	.2120	.0730	16.0230	.2120	.0730	19.0220
9	.2080	.0680	-15.7450	.2070	.0680	18.6920
10	.2120	.0730	16.0230	.2120	.0730	19.0220
11	-.2260	-.0950	16.7210	-.2250	-.0910	-19.9990
12	.2100	.0720	-15.6990	.2080	.0690	18.7830
13	.2100	.0720	-15.6990	.2080	.0690	18.7800
14	.2120	.0750	15.8370	.2110	.0720	18.9440
15	.2160	.0800	16.2800	.2150	.0790	19.3150
16	-.2200	-.0850	16.5490	-.2200	-.0840	-19.6390
17	-.2220	-.0890	16.6890	-.2220	-.0870	-19.7980
18	.2160	.0800	16.2850	.2150	.0790	19.3150

NOTE- MINUS SIGNS DENOTE OUTLYING VALUES

JT30-38 • BASELINE TEST SERIES •

MODE A

UNIT	NREC LA/KLR FU	CO FI	NREC LB/KLR FU	MC EI	NRE LA/KLR FU	CNO EI	NR LA/KLR FU	CNOX EI	SMK CORRECTED	NUMBER
1	105.88		-101.09			2.26		2.86		18.67
2	102.76		116.45			1.94		2.18		21.38
3	103.32		119.73			-1.21		2.14		20.05
4	111.38		130.73			2.31		3.34		-14.65
5	101.16		107.24			2.38		2.66		20.00
6	101.47		-95.97			1.88		2.65		17.34
7	105.64		126.79			2.44		2.61		21.79
8	-98.29		111.97			2.28		2.38		22.40
9	110.63		121.66			1.95		2.34		23.13
10	104.16		117.43			2.27		2.58		20.40
11	103.87		112.24			2.82		3.33		19.14
12	104.13		122.44			-2.85		3.00		20.38
13	109.32		131.93			2.40		2.84		20.86
14	110.21		139.18			2.61		3.39		17.50
15	102.65		107.87			2.57		2.94		-15.54
16	103.73		119.11			-3.03		3.12		17.84
17	-99.84		115.80			2.51		2.98		22.30
18	107.89		117.53			2.69		2.92		18.30

NOTE- MINUS SIGNS DENOTE OUTLYING VALUES

JT30-38 • 600 HOUR TEST SERIES •

UNIT	TSO HR	TSB HR	AMB TEMP DEG R	AMB PRESS IN HG	AMB HUMID LB H2O/AIR
1	21069.	621.	518.7	30.08	.008230
2	21695.	621.	518.7	30.10	.008230
3	21127.	621.	518.7	30.11	.008220
4	23653.	591.	515.2	30.20	.007890
5	20646.	684.	520.7	30.00	.008480
6	23325.	684.	520.7	30.00	.008480
7	20975.	624.	518.5	29.99	.008370
8	21358.	624.	518.5	30.00	.008370
9	20378.	624.	518.5	30.02	.008360
10	22944.	624.	518.5	29.03	.008360
11	21998.	649.	512.2	30.04	.006630
12	18322.	649.	516.2	30.05	.006640
13	20669.	649.	518.7	30.05	.006710
14	26797.	649.	518.7	30.04	.007130
17	31894.	646.	512.2	30.24	.006470
18	26417.	646.	512.2	30.24	.006470

JT30-34 • 600 HOUR TEST SERIES •

MODE 1

UNIT	N1 SPEED PER CENT	N2 SPEED PER CENT	CORR N1 PER CENT	CORR N2 PER CENT
1	33.50	61.00	33.50	61.00
2	32.80	60.50	32.80	60.50
3	33.00	60.00	33.00	60.00
4	33.20	60.00	33.31	60.20
5	34.00	61.00	33.93	60.88
6	34.00	61.00	33.93	60.88
7	33.00	60.10	33.01	60.11
8	32.00	60.00	32.01	60.01
9	32.00	59.50	32.01	59.51
10	32.00	59.00	32.01	59.01
11	33.50	60.20	33.71	60.58
12	32.00	60.00	32.08	60.15
13	32.80	59.30	32.80	59.30
14	33.50	60.00	33.50	60.00
17	33.40	60.50	33.61	60.88
18	34.20	61.00	34.42	61.39

NOTE- MINUS SIGNS DENOTE OUTLYING VALUES

JT3D-3B • 600 HOUR TEST SERIES •

MODE 1

UNIT	FUEL FLOW LBM/HR	CR F/A X100	PERF F/A X100	TTT DEG R	EPR	THRUST LAF
1	1280.	.7800	.8050	987.	1.020	1204.
2	1230.	.7790	.8010	1032.	1.015	1168.
3	1280.	.8190	.8380	1014.	1.020	1133.
4	1280.	.8380	.8430	1032.	1.050	1144.
5	1325.	.8500	.8540	1032.	1.020	1199.
6	1235.	.7930	.7820	996.	1.050	1199.
7	1300.	.8290	.8520	1014.	1.035	1145.
8	-1370.	.8840	-.8960	1005.	1.050	1138.
9	1270.	.8900	.8550	1032.	1.050	1103.
10	1250.	.8680	.8480	1014.	1.030	1067.
11	-1210.	.8220	.7830	996.	1.020	1176.
12	1280.	.8420	.8210	969.	1.020	1145.
13	1280.	.8570	.8630	1023.	1.020	1086.
14	1300.	.8070	.8310	-960.	1.020	1135.
17	1330.	.8670	.8470	996.	1.020	1189.
18	1340.	.8580	.8420	996.	1.050	1224.

NOTE- MINUS SIGNS DENOTE OUTLYING VALUES

JT3D-3A • 600 HOUR TEST SERIES •

MODE 1

UNIT	CORR FU FL LPM/HR	COR CR F/A X100	COR PF F/A X100	CORR TT7 DEG R	COR THRUST LRF
1	1287.	.7800	.9050	987.	1210.
2	1237.	.7790	.9010	1032.	1175.
3	1288.	.8190	.9380	1014.	1140.
4	1288.	.8430	.8490	1039.	1154.
5	1331.	.8470	.8510	1028.	1202.
6	1241.	.7900	.7790	992.	1202.
7	1303.	.8300	.8530	1014.	1148.
8	-1373.	.8840	-.8970	1005.	1141.
9	1274.	.8900	.8550	1032.	1106.
10	1254.	.8680	.8490	1014.	1071.
11	1207.	.8320	.7930	1008.	1181.
12	1282.	.8460	.8250	973.	1150.
13	1286.	.8570	.8630	1023.	1091.
14	1305.	.8070	.8310	-960.	1140.
17	1336.	.8780	.8580	1008.	1202.
18	1346.	.8680	.8530	1008.	1237.

NOTE- MINUS SIGNS DENOTE OUTLYING VALUES

JT3C-3B • 600 HOUR TEST SERIES •

MODE 1

UNIT	CO2 CONC PER CENT	CO CONC PPM	HC CONC PPM	NO CONC PPM	NOX CONC PPM
1	1.375	892.0	560.9	6.9	10.7
2	1.360	905.1	598.5	7.3	10.8
3	1.463	921.0	533.8	8.1	11.0
4	1.410	994.3	-802.8	11.6	12.5
5	1.500	886.7	624.2	11.7	13.9
6	1.389	885.9	595.0	-12.2	13.8
7	1.441	913.7	662.2	-12.3	-15.3
8	1.529	-1036.4	708.2	-13.7	-15.7
9	1.557	1011.9	666.4	-12.5	13.4
10	1.475	999.3	787.6	11.7	-14.7
11	1.414	929.2	693.6	7.3	12.6
12	1.448	923.5	717.5	7.5	12.6
13	1.472	986.1	724.1	6.3	12.4
14	1.369	942.4	730.0	5.9	11.9
17	1.510	912.7	715.0	9.0	14.1
18	1.496	966.7	680.1	8.5	-14.5

NOTE- MINUS SIGNS DENOTE OUTLYING VALUES

JT3D-3B • 600 HOUR TEST SERIES •

MODE 1

UNIT	CO2 EI LB/KLB FU	CO EI LB/KLB FU	HC EI LB/KLB FU	NO EI LB/KLB FU	NOX EI LB/KLB FU	SMK NUMBER FRONT SIDE
1	2662.	109.90	118.73	1.40	2.16	20.67
2	2637.	111.67	126.85	1.48	2.19	18.21
3	2696.	108.03	107.57	1.57	2.12	19.33
4	-2544.	114.19	-158.38	2.19	2.36	27.38
5	2664.	-100.20	121.17	2.18	2.58	23.19
6	2645.	107.35	123.88	-2.43	2.75	24.84
7	2625.	105.93	131.90	-2.33	-2.92	22.98
8	2613.	112.71	132.31	-2.45	-2.80	21.06
9	2643.	109.29	123.66	2.22	2.38	22.12
10	2568.	110.75	149.96	2.13	2.68	20.26
11	2598.	108.69	139.38	1.41	2.41	23.79
12	2599.	105.48	140.80	1.40	2.37	22.37
13	2595.	110.60	139.53	1.16	2.29	23.34
14	2585.	112.36	149.53	1.15	2.32	22.28
17	2632.	101.25	136.28	1.65	2.57	25.78
18	2635.	108.37	130.98	1.56	2.68	21.88

NOTE- MINUS SIGNS DENOTE OUTLYING VALUES

JT30-38 • 600 HOUR TEST SERIES •

MODE 1

UNIT	FCO X100	FMC X100	FNO X100	STD FCO X100	STD FMC X100	STD FNO X100
1	.2120	.0740	16.3030	.2120	.0730	19.0120
2	.2100	.0710	16.1670	.2090	.0700	18.8470
3	.2080	.0680	16.0290	.2070	.0680	18.6920
4	.2080	.0670	16.1090	.2080	.0690	18.7490
5	.2120	.0740	16.2320	.2110	.0730	18.9730
6	.2120	.0740	16.2320	.2110	.0730	18.9730
7	.2080	.0680	15.9780	.2080	.0680	18.7200
8	.2080	.0680	15.9530	.2070	.0680	18.6970
9	.2060	.0650	15.8190	.2050	.0650	18.5230
10	.2030	.0630	15.6930	.2030	.0630	18.3600
11	.2080	.0670	16.4640	.2100	.0710	18.8730
12	.2080	.0670	16.4700	.2080	.0680	18.7300
13	.2050	.0650	16.2800	.2040	.0640	18.4530
14	.2080	.0680	16.3470	.2070	.0680	18.6820
17	.2100	.0690	16.6610	.2110	.0730	18.9730
18	.2130	.0720	16.8070	.2130	.0750	19.1400

NOTE- MINUS SIGNS DENOTE OUTLYING VALUES

JT30-3A • 600 HOUR TEST SERIES •

MODE 1

UNIT	NREC CO EI LB/KLA FU	NREC HC EI LB/KLA FU	NRF CNO EI LB/KLB FU	NR CNOX EI LB/KLA FU	SMK NUMBER CORRECTED
1	110.74	119.87	1.63	2.52	20.67
2	112.16	128.19	1.73	2.56	18.21
3	108.53	108.77	1.83	2.47	19.33
4	114.34	-155.49	2.55	2.74	27.38
5	-100.72	124.24	2.54	3.01	23.19
6	107.91	127.02	-2.84	3.22	24.84
7	106.08	132.12	-2.74	-3.42	22.98
8	112.89	132.61	-2.87	3.28	21.06
9	109.51	124.06	2.60	2.79	22.12
10	111.00	-150.53	2.50	3.14	20.26
11	107.88	131.49	1.74	2.97	23.79
12	105.40	138.38	1.72	2.89	22.37
13	110.96	140.62	1.41	2.79	23.34
14	112.69	-150.61	1.41	2.85	22.78
17	101.00	130.08	2.01	3.14	25.78
18	108.10	124.99	1.91	3.27	21.88

NOTE- MINUS SIGNS DENOTE OUTLYING VALUES

JT30-3B • 600 HOUR TEST SERIES •

MODE 2

UNIT	N1 SPEED PER CENT	N2 SPEED PER CENT	CORR N1 PER CENT	CORR N2 PER CENT
1	37.50	-65.50	37.50	65.50
2	37.00	64.50	37.00	64.50
3	36.40	64.00	36.40	64.00
4	35.80	64.00	35.92	64.22
5	-38.00	-64.00	37.93	-65.87
6	-38.00	65.00	37.93	64.88
7	37.00	64.50	37.01	64.52
8	36.00	64.00	36.01	64.02
9	36.00	64.00	36.01	64.02
10	-35.00	-63.00	-35.01	-63.02
11	36.50	64.10	36.73	64.51
12	35.50	64.00	35.59	64.15
13	37.00	64.00	37.00	64.00
14	36.00	64.00	36.00	64.00
17	37.00	64.00	37.23	64.40
18	36.40	64.00	36.63	64.40

NOTE- MINUS SIGNS DENOTE OUTLYING VALUES

JT3D-3B • 600 HOUR TEST SERIES •

MODE 2

UNIT	FUEL FLOW LRM/HR	CB F/A X100	PERF F/A X100	TT7 DEG R	EPR	THRUST LRF
1	1410.	.7760	.7980	996.	1.020	1569.
2	1370.	.7660	.8070	1032.	1.020	1484.
3	1390.	.8180	.8210	1014.	1.020	1441.
4	1390.	.8220	.8250	1032.	1.050	1455.
5	1430.	.8190	.8170	1032.	1.040	-1605.
6	1370.	.7780	.7900	1005.	1.050	1520.
7	1410.	.8150	.8260	1014.	1.040	1490.
8	-1470.	.8530	.8670	1005.	1.050	1447.
9	1420.	.8560	.8480	1032.	1.050	1447.
10	1350.	.8440	.8190	1014.	1.030	-1362.
11	1320.	.7960	.7720	996.	1.030	1487.
12	1370.	.8200	.7930	969.	1.030	1457.
13	1400.	.8280	.8320	1023.	1.030	1444.
14	1310.	.8050	-.7550	-960.	1.030	1444.
17	1450.	.8370	.8450	996.	1.020	1409.
18	1400.	.8450	.8160	996.	1.050	1469.

NOTE- MINUS SIGNS DENOTE OUTLYING VALUES

JT3D-38 • 600 HOUR TEST SERIES •

MODE 2

UNIT	CORR FU FL LBM/HR	COR CB F/A X100	COR PF F/A X100	CORR TT7 DEG R	COR THRUST LBF
1	1418.	.7760	.7980	996.	1578.
2	1378.	-.7660	.8070	1032.	1493.
3	1399.	.8180	.8210	1014.	1450.
4	1398.	.8280	.8310	1039.	1468.
5	1437.	.8160	.8140	1028.	-1609.
6	1376.	.7750	.7870	1001.	1524.
7	1413.	.8150	.8260	1014.	1494.
8	-1474.	.8530	.8680	1005.	1451.
9	1424.	.8560	.8490	1032.	1451.
10	1354.	.8450	.8190	1014.	-1360.
11	1317.	.8070	.7820	1008.	1493.
12	1373.	.8240	.7960	-973.	1463.
13	1406.	.8280	.8320	1023.	1450.
14	1315.	.8050	-.7550	-960.	1450.
17	1456.	.8480	.8560	1008.	1484.
18	1406.	.8560	.8260	1008.	1484.

NOTE - MINUS SIGNS DENOTE OUTLYING VALUES

JT3D-3B • 600 HOUR TEST SERIES •

MODE 2

UNIT	CO2 CONC PER CENT	CO CONC PPM	HC CONC PPM	NO CONC PPM	NOX CONC PPM
1	1.400	805.9	479.7	7.2	12.3
2	1.385	787.9	464.3	7.3	12.0
3	1.484	836.4	479.9	7.5	11.7
4	1.437	911.3	-638.1	11.7	13.3
5	1.491	791.1	471.9	-11.8	15.3
6	1.414	792.3	442.8	-12.6	14.9
7	1.466	838.6	507.8	11.6	-15.9
8	1.522	924.3	558.0	-13.6	-16.3
9	1.551	887.1	493.7	-12.7	-17.0
10	1.490	899.5	-610.4	-11.9	15.5
11	1.416	832.5	544.1	6.9	13.1
12	1.457	838.4	570.5	7.3	13.4
13	1.480	872.7	535.7	6.3	13.3
14	1.407	884.2	-613.0	5.7	13.0
17	1.509	807.2	550.3	8.1	14.8
18	1.504	910.2	584.2	8.4	14.8

NOTE- MINUS SIGNS DENOTE OUTLYING VALUES

JT3D-3B • 600 HOUR TEST SERIES •

MODE 2

UNIT	CO2 EI LB/KLB FU	CO EI LB/KLB FU	HC EI LB/KLB FU	NO EI LB/KLB FU	NOX EI LB/KLB FU	SMK NUMBER FRONT SIDE
1	2724.	99.81	102.06	1.47	2.51	20.90
2	2731.	98.41	100.14	1.50	2.48	21.07
3	2740.	98.27	96.85	1.45	2.25	20.77
4	-2639.	-106.53	-128.15	2.24	2.56	25.16
5	2747.	-92.76	95.07	-2.28	2.95	22.66
6	2742.	97.83	93.92	-2.55	3.03	22.85
7	2716.	98.90	102.88	2.25	3.08	20.98
8	2694.	104.10	107.97	-2.52	3.02	22.21
9	2736.	99.57	95.20	-2.34	-3.14	23.53
10	2665.	102.40	119.39	2.25	2.89	21.77
11	2684.	100.46	112.80	1.37	2.60	23.61
12	2682.	98.24	114.84	1.41	2.57	23.77
13	2699.	101.28	106.80	1.17	2.54	23.38
14	-2640.	105.59	-125.76	1.12	2.55	22.34
17	2722.	-92.67	108.54	1.53	2.79	25.23
18	2689.	103.54	114.17	1.56	2.77	22.18

NOTE- MINUS SIGNS DENOTE OUTLYING VALUES

AD-A070 577

NORTHERN RESEARCH AND ENGINEERING CORP CAMBRIDGE MASS F/G 13/2
TIME DEGRADATION FACTORS FOR TURBINE ENGINE EXHAUST EMISSIONS, --ETC(U)
MAY 78 DOT-FA74NA-1100

UNCLASSIFIED

NREC-1238-10

FAA-RD-78-56-5

NL

2 of 4
AD
A070577

12

JT3D-3A • 600 HOUR TEST SERIES •

MODE 2

UNIT	FCO X100	FMC X100	FNO X100	STD FCO X100	STD FMC X100	STD FNO X100
1	-.2420	-.1180	18.1690	.2410	.1170	21.1880
2	.2350	.1060	17.7120	.2340	.1050	20.6470
3	.2310	.1000	17.4950	.2300	.0990	20.3790
4	.2320	.1000	17.6050	.2320	.1020	20.4950
5	-.2450	-.1250	18.3040	-.2440	-.1220	-21.3900
6	.2380	.1120	17.8400	.2360	.1090	20.8490
7	.2340	.1050	17.6300	.2340	.1050	20.6560
8	.2300	.0990	17.4050	.2300	.0990	20.3870
9	.2310	.1000	17.4110	.2300	.0990	20.3870
10	-.2230	.0890	16.9590	-.2230	-.0890	-19.8540
11	.2320	.0990	18.0100	.2340	.1050	20.6500
12	.2310	.0990	17.9890	.2310	.1010	20.4620
13	.2310	.1090	17.9800	.2300	.0990	20.3790
14	.2310	.1000	17.8320	.2300	.0990	20.3790
17	.2320	.0990	18.0780	.2330	.1040	20.5960
18	.2320	.0990	18.0780	.2330	.1040	20.5960

NOTE- MINUS SIGNS DENOTE OUTLYING VALUES

JT3D-38 • 600 HOUR TEST SERIES •

MODE 2

UNIT	NREC LA/KLA	CO FU	FI	NREC LA/KLA	MC FU	EI	NRE LA/KLA	CND FU	EI	NR LA/KLA	CNDX FU	FI	SMK CORRECTED	NUMBFR
1		100.21		103.04			1.72			2.93			20.00	
2		98.84		101.20			1.75			2.89			21.07	
3		98.72		97.95			1.68			2.62			20.77	
4		-106.67		-125.65			2.61			2.98			25.16	
5		93.25		97.57			2.66			3.45			22.66	
6		98.74		96.38			-2.98			3.54			22.85	
7		99.04		103.04			2.64			3.61			20.98	
8		104.27		108.21			-2.95			3.54			22.21	
9		99.77		95.50			-2.74			-3.68			23.53	
10		102.63		-119.83			2.61			3.39			21.77	
11		99.70		106.15			1.69			3.20			23.61	
12		98.16		112.77			1.72			3.14			23.77	
13		101.61		107.64			1.45			3.10			23.38	
14		-105.91		-126.67			1.37			3.13			22.34	
17		-92.43		103.38			1.88			3.42			25.23	
18		103.27		108.74			1.91			3.39			22.18	

NOTE - MINUS SIGNS DENOTE OUTLYING VALUES

JT3D-3B • 600 HOUR TEST SERIES •

MODE 3

UNIT	N1 SPEED PER CENT	N2 SPEED PER CENT	CORR N1 PER CENT	CORR N2 PER CENT
1	101.50	101.00	-101.50	101.00
2	102.40	100.80	102.40	100.80
3	102.00	100.30	102.00	100.30
4	104.50	102.00	104.85	102.75
5	104.00	101.00	103.80	100.81
6	105.00	102.00	104.80	101.80
7	103.00	101.00	103.02	101.02
8	103.00	102.00	103.02	102.02
9	104.00	102.50	104.03	102.52
10	103.00	102.00	103.02	102.02
11	102.50	101.00	103.15	101.64
12	102.50	100.50	102.75	100.74
13	102.80	100.60	102.80	100.60
14	102.80	101.00	102.80	101.00
17	102.10	99.50	102.75	100.13
18	102.10	99.00	102.75	-99.63

NOTE- MINUS SIGNS DENOTE OUTLYING VALUES

JT3D-3B • 600 HOUR TEST SERIES •

MODE 3

UNIT	FUEL FLOW LBM/HR	CR F/A X100	PERF F/A X100	TT7 DEG R	EPR	THRUST LAF
1	9420.	1.5280	1.3280	1356.	-1.800	-17248.
2	9200.	1.5980	1.3140	1392.	-1.800	-17239.
3	-9100.	1.6100	1.2990	1392.	-1.800	-17233.
4	9600.	1.5230	1.3230	1392.	1.850	17843.
5	9400.	1.6390	1.3210	1410.	1.840	17860.
6	9500.	1.5950	1.3350	1410.	1.840	17860.
7	9650.	1.5520	1.3480	1392.	1.840	17866.
8	9800.	1.5910	1.3690	1392.	1.840	17860.
9	9750.	1.5450	1.3770	1424.	1.840	17851.
10	9250.	1.6220	1.2910	1392.	1.840	17845.
11	9600.	1.4990	1.3210	1356.	1.840	17876.
12	9300.	1.5030	1.2950	1388.	1.840	17831.
13	9500.	1.5510	1.3240	1392.	1.840	17831.
14	9200.	1.5140	1.2790	1383.	1.840	17836.
17	9450.	1.5400	1.2920	1356.	1.840	17718.
18	9700.	1.5100	1.3350	1374.	1.840	17718.

NOTE- MINUS SIGNS DENOTE OUTLYING VALUES

JT3D-38 • 600 HOUR TEST SERIES •

MODE 3

UNIT	CORR FU FL LBM/HR	COR CB F/A X100	COR PF F/A X100	CORR TT7 DEG R	COR THRUST LBF
1	9470.	1.5280	1.3280	-1356.	-17340.
2	9254.	1.5980	1.3140	1392.	-17340.
3	-9156.	1.6100	1.2990	1392.	-17340.
4	9657.	1.5330	1.3320	1401.	18050.
5	9443.	1.6320	1.3160	1404.	17908.
6	9544.	1.5890	1.3300	1404.	17908.
7	9670.	1.5530	1.3490	1392.	17908.
8	9824.	1.5910	1.3650	1392.	17908.
9	9779.	1.5460	1.3780	1425.	17908.
10	9280.	1.6230	1.2910	1392.	17908.
11	9578.	1.5180	1.3380	1373.	17908.
12	9318.	1.5100	1.3010	1395.	17908.
13	9541.	1.5510	1.3240	1392.	17908.
14	9237.	1.5140	1.2790	1383.	17908.
17	9491.	1.5590	1.3080	1373.	17908.
18	9742.	1.5300	1.3520	1391.	17908.

NOTE- MINUS SIGNS DENOTE OUTLYING VALUES

JT3D-3A * 600 HOUR TEST SERIES *

MODE 3

UNIT	CO2 CONC PER CENT	CO CONC PPM	HC CONC PPM	NO CONC PPM	NOX CONC PPM
1	3.224	20.0	9.2	88.9	92.4
2	3.378	16.6	6.0	96.4	99.6
3	3.403	18.1	6.0	96.3	97.4
4	3.214	25.3	4.3	95.8	91.4
5	3.458	22.8	2.2	89.7	91.2
6	3.365	19.9	2.1	95.1	97.5
7	3.272	23.7	2.3	91.6	92.1
8	3.354	-29.4	4.1	98.8	100.3
9	3.257	20.2	2.8	93.5	95.7
10	3.423	19.7	2.3	95.2	98.9
11	3.156	22.1	5.9	98.1	92.4
12	3.163	-29.9	6.4	88.1	85.5
13	3.266	24.3	4.3	90.0	87.4
14	3.189	24.6	3.1	95.9	96.7
17	3.256	26.3	4.4	99.3	94.4
18	3.191	-40.1	5.4	85.3	86.5

NOTE- MINUS SIGNS DENOTE OUTLYING VALUES

JT3D-3B • 600 HOUR TEST SERIES •

MODE 3

UNIT	CO2 EI LB/KLB FU	CO EI LB/KLB FU	HC EI LB/KLB FU	NO EI LB/KLB FU	NOX EI LB/KLB FU	SMK NUMRER FRONT SIDE
1	3156.	1.25	.98	9.09	9.46	46.62
2	3157.	.99	.61	9.42	9.73	50.34
3	3157.	1.07	.61	9.34	9.45	50.99
4	3154.	1.58	.46	9.83	9.83	52.63
5	3151.	1.32	.22	8.54	8.69	61.48
6	3151.	1.19	.22	9.31	9.55	-75.91
7	3151.	1.45	.25	9.22	9.27	-62.24
8	3150.	-1.79	.42	9.70	9.85	54.63
9	3151.	1.24	.30	9.46	9.68	-63.33
10	3151.	1.15	.23	9.16	9.52	-75.56
11	3147.	1.41	.64	10.23	10.23	46.89
12	-3146.	-1.89	.70	9.16	9.16	50.91
13	3148.	1.49	.46	9.07	9.07	50.85
14	3148.	1.54	.33	9.90	9.98	47.98
17	-3161.	1.62	.47	10.08	10.08	54.07
18	-3159.	-2.53	.58	8.83	8.96	53.12

NOTE- MINUS SIGNS DENOTE OUTLYING VALUES

JT3D-38 * 600 HOUR TEST SERIES *

MON 3

UNIT	FCO X100	FHC X100	FNO X100	STD FCO X100	STD FHC X100	STD FNO X100
1	83.5290	80.9640	81.7320	83.3360	80.1900	95.3120
2	93.9260	77.8160	81.0350	93.6910	77.0040	94.4660
3	90.9400	70.3300	79.2600	90.6910	69.5540	92.3770
4	92.7160	100.5880	86.4390	97.5760	105.1270	101.1440
5	103.9420	80.1440	81.0700	100.4580	77.0950	96.4910
6	106.2850	98.0900	84.7460	102.7800	94.3080	98.7650
7	87.3920	80.5820	81.4100	87.7420	80.5870	95.4150
8	105.3760	98.6260	85.1090	105.8050	98.5790	99.7290
9	101.5680	109.0950	87.0240	101.9210	108.9490	101.9390
10	112.6140	98.7740	85.1570	113.0250	98.5790	99.7290
11	79.3480	82.1590	84.7340	67.7200	91.2290	98.0490
12	75.5760	73.5260	82.5580	78.4160	76.1190	94.2270
13	83.4720	74.5160	82.6030	83.3450	73.9370	93.6260
14	81.3380	80.7700	83.3980	81.2280	80.1900	95.3120
17	73.0850	61.3770	79.7740	80.4680	67.1720	91.6710
18	65.5180	55.4100	77.9970	71.9090	60.5890	-89.6130

NOTE - MINUS SIGNS DENOTE OUTLYING VALUES

JT3D-3B * 600 HOUR TEST SERIES *

MODE 3

UNIT	NREC CO EI	NREC HC EI	NRE CNO EI	NR CNOX EI	SMK NUMFR
	LB/KLB FU	LB/KLB FU	LB/KLB FU	LB/KLB FU	CORRECTED
1	1.25	.99	10.60	11.03	46.62
2	.99	.62	10.98	11.34	50.34
3	1.07	.61	10.89	11.01	50.99
4	1.50	.44	11.51	11.51	52.63
5	1.37	.23	-9.96	-10.12	61.48
6	1.23	.23	10.85	11.12	-75.91
7	1.44	.25	10.81	10.87	-62.24
8	-1.78	.42	11.37	11.54	54.63
9	1.24	.30	11.08	11.34	-63.33
10	1.15	.23	10.73	11.14	-75.56
11	1.27	.58	-12.72	-12.72	48.89
12	-1.83	.67	11.23	11.23	50.91
13	1.49	.46	11.04	11.04	50.85
14	1.55	.33	-12.15	12.25	47.98
17	1.47	.43	11.59	11.59	54.07
18	-2.30	.53	10.90	11.05	53.12

NOTE- MINUS SIGNS DENOTE OUTLYING VALUES

JT3D-38 * 600 HOUR TEST SERIES *

MODE 4

UNIT	N1 SPEED PER CENT	N2 SPEED PER CENT	CORR N1 PER CENT	CORR N2 PER CENT
1	96.00	99.00	96.00	99.00
2	96.40	98.00	96.40	98.00
3	96.00	97.50	96.00	97.50
4	98.00	99.00	98.33	99.34
5	98.00	98.00	97.81	97.81
6	-98.50	99.00	98.31	98.81
7	96.50	98.00	96.52	98.02
8	96.50	99.00	96.52	99.02
9	97.00	99.50	97.02	99.52
10	96.00	99.00	96.02	99.02
11	96.50	99.00	97.11	99.63
12	97.00	98.90	97.23	99.14
13	97.20	98.50	97.20	98.50
14	97.50	99.00	97.50	99.00
17	-95.20	97.00	95.80	97.61
18	96.00	97.00	96.61	97.61

NOTE- MINUS SIGNS DENOTE OUTLYING VALUES

JT3D-3B • 600 HOUR TEST SERIES •

MODE 4

UNIT	FUEL FLOW LBM/HR	CR F/A X100	PERF F/A X100	TT7 DEG R	EPR	THRUST LAF
1	7900.	1.3720	1.2370	1284.	-1.620	-14705.
2	7500.	1.4030	1.1860	1311.	-1.620	-14698.
3	7500.	1.3950	1.1690	1275.	-1.620	-14693.
4	7900.	1.3560	1.2100	1320.	1.660	15210.
5	7500.	1.4320	1.1570	1302.	1.650	15169.
6	7600.	1.3980	1.1770	1311.	1.650	15169.
7	7800.	1.3650	1.1960	1284.	1.650	15174.
8	8000.	1.4170	1.2340	1302.	1.650	15169.
9	7950.	1.3250	1.2350	1320.	1.650	15162.
10	7500.	1.3520	1.1480	1284.	1.650	15157.
11	8000.	1.3300	1.2160	1266.	1.650	15149.
12	7700.	1.3590	1.1860	1302.	1.650	15144.
13	8000.	1.4190	1.2320	1302.	1.650	15144.
14	7800.	1.3630	1.1940	1284.	1.650	15149.
17	7600.	1.3540	1.1470	1266.	1.650	15049.
18	8000.	1.3490	1.2250	1302.	1.650	15049.

NOTE- MINUS SIGNS DENOTE OUTLYING VALUES

JT3D-3A * 600 HOUR TEST SERIES *

MODE 4

UNIT	CORR FU FL LAM/HR	COR CR F/A X100	COR PF F/A X100	CORR TT7 DEG R	COR THRUST LAF
1	7942.	1.3720	1.2370	1284.	-14784.
2	7544.	1.4030	1.1860	1311.	-14784.
3	7546.	1.3950	1.1690	1275.	-14784.
4	7947.	1.3650	1.2180	1329.	15352.
5	7535.	1.4270	1.1530	1297.	5210.
6	7635.	1.3930	1.1720	1306.	15210.
7	7816.	1.3660	1.1960	1284.	15210.
8	8019.	1.4180	1.2350	1302.	15210.
9	7973.	-1.3250	1.2350	1320.	15210.
10	7525.	1.3530	1.1490	1284.	15210.
11	7982.	1.3470	1.2310	1282.	15210.
12	7715.	1.3650	1.1920	1308.	15210.
13	8035.	1.4190	1.2320	1302.	15210.
14	7831.	1.3630	1.1940	1284.	15210.
17	7633.	1.3710	1.1620	1282.	15210.
18	8035.	1.3660	1.2400	1318.	15210.

NOTE - MINUS SIGNS DENOTE OUTLYING VALUES

JT30-38 * 600 HOUR TEST SERIES *

MODE 4

UNIT	CO2 CONC PER CENT	CO CONC PPM	HC CONC PPM	NO CONC PPM	NOX CONC PPM
1	2.890	27.4	5.9	74.4	-83.4
2	2.958	23.5	4.1	70.3	76.2
3	2.942	25.1	4.0	69.2	73.7
4	2.856	32.8	2.2	72.6	71.9
5	3.015	33.2	1.1	73.4	76.5
6	2.943	27.5	1.1	76.9	79.7
7	2.871	33.5	1.5	75.1	77.7
8	2.983	30.6	2.1	-79.2	81.3
9	2.784	28.0	-7.6	76.3	80.0
10	2.844	27.5	1.3	75.3	80.5
11	2.794	27.8	3.0	75.5	72.9
12	2.855	-36.5	3.0	68.5	69.3
13	2.985	30.6	2.3	71.3	71.9
14	2.865	31.9	2.0	73.3	77.4
17	2.857	-36.5	2.6	71.5	70.7
18	2.845	-50.1	2.7	64.6	68.3

NOTE- MINUS SIGNS DENOTE OUTLYING VALUES

JT30-3A * 600 HOUR TEST SERIES *

MODE 4

UNIT	CO2 EI LB/KLB FU	CO EI LB/KLB FU	HC EI LB/KLB FU	NO EI LB/KLB FU	NOX EI LB/KLB FU	SMK NUMBER FRONT SIDE
1	3156.	1.91	.71	8.50	-9.52	47.33
2	3157.	1.60	.48	7.84	8.50	49.47
3	3156.	1.72	.47	7.76	8.26	49.54
4	3154.	2.30	.27	8.38	8.38	54.87
5	3150.	2.20	.12	8.02	8.35	48.09
6	3150.	1.88	.13	8.61	8.92	56.90
7	3149.	2.34	.18	8.62	8.91	52.03
8	3150.	2.06	.25	8.74	8.97	51.73
9	3148.	2.02	-.94	-9.02	-9.46	51.93
10	3150.	1.94	.15	8.72	-9.32	55.67
11	3147.	1.99	.37	8.89	8.89	50.20
12	3146.	-2.56	.36	7.89	7.98	51.26
13	3147.	2.06	.26	7.86	7.92	50.99
14	3147.	2.23	.23	8.42	8.89	48.68
17	-3160.	-2.57	.32	8.27	8.27	55.13
18	-3159.	-3.54	.33	7.50	7.93	53.29

NOTE- MINUS SIGNS DENOTE OUTLYING VALUES

JT30-38 • 600 HOUR TEST SERIES •

MODE 4

UNIT	FCO X100	FMC X100	FNO X100	STD FCO X100	STD FMC X100	STD FNO X100
1	51.0620	53.7610	74.6890	50.9240	53.2480	87.0980
2	48.0760	43.2970	71.1800	47.9300	42.8450	82.9780
3	44.7480	38.5370	69.3330	44.6000	38.1110	80.8070
4	50.1020	54.7580	75.6250	52.2390	57.0720	88.4400
5	50.1880	42.5570	70.4650	48.7820	41.0010	82.1560
6	53.1720	53.1580	74.0640	51.6920	51.1880	86.3440
7	45.1320	43.0870	70.8900	45.2610	43.0810	83.0810
8	55.0150	53.5470	74.4140	55.1740	53.5110	37.1930
9	49.8450	59.4200	76.1510	49.9530	59.3290	89.1990
10	49.4070	53.6280	74.4560	49.5050	53.5110	87.1930
11	47.9650	54.7520	77.4990	52.2400	60.5890	89.6130
12	49.5550	52.9920	76.8150	51.1590	54.8030	87.6530
13	52.3000	48.3740	75.1040	52.2020	47.9970	85.1260
14	50.2900	53.6330	76.2110	50.2040	53.2480	87.0980
17	40.1940	35.9190	70.8090	43.5060	39.1420	81.2970
18	39.8820	35.9190	70.8090	43.1540	39.1420	81.2970

NOTE- MINUS SIGNS DENOTE OUTLYING VALUES

JT3D-3B • 600 HOUR TEST SERIES •

MODE 4

UNIT	NREC LB/KLR	CO FU	FI	NREC LB/KLR	HC FU	EI	NRE LB/KLR	CNO FU	EI	NR LB/KLR	CNOX FU	EI	SMK CORRECTED	NUMBER
1			1.91			.71			9.91			11.11		47.33
2			1.60			.49			9.14			9.91		49.47
3			1.72			.47			9.04			9.63		49.56
4			2.21			.25			9.80			9.80		54.87
5			2.27			.13			9.35			9.73		48.09
6			1.93			.14		10.03				10.39		56.90
7			2.33			.18		10.10				10.44		52.03
8			2.05			.25		10.24				10.51		51.73
9			2.01			-.94		10.56				11.08		51.93
10			1.94			.15		10.21				10.92		55.67
11			1.83			.34		-11.04				11.04		50.20
12			-2.48			.35		9.66				9.78		51.26
13			2.06			.26		9.57				9.65		50.99
14			2.23			.24		10.33				10.91		48.68
17			2.37			.29		10.19				10.19		50.13
18			-3.27			.30		9.25				9.78		53.29

NOTE - MINUS SIGNS DENOTE OUTLYING VALUES

JT30-3R • 600 HOUR TFST SERIES •

MODE 5

UNIT	N1 SPEED PER CENT	N2 SPEED PER CENT	CORR N1 PER CENT	CORR N2 PER CENT
1	85.00	94.00	85.00	94.00
2	85.30	93.20	85.30	93.20
3	85.50	95.00	85.50	95.00
4	87.00	95.00	87.30	-95.32
5	86.00	94.00	85.83	93.82
6	87.00	94.00	86.83	93.82
7	85.00	93.50	85.02	93.52
8	85.00	94.90	85.02	94.92
9	86.00	95.00	86.02	95.02
10	85.00	94.00	85.02	94.02
11	85.40	94.00	85.94	94.59
12	86.20	94.20	86.41	94.43
13	86.60	94.00	86.60	94.00
14	87.20	94.70	87.20	94.70
17	84.70	93.00	85.24	93.59
18	84.60	-92.00	85.14	-92.58

NOTE - MINUS SIGNS DENOTE OUTLYING VALUES

JT3D-38 • 600 HOUR TEST SERIES •

MODE 5

UNIT	FUEL FLOW LBM/HR	CB F/A X100	PERF F/A X100	TT7 DEG R	EPR	THRUST LBF
1	5500.	1.1080	1.0600	1176.	-1.380	-10454.
2	5200.	1.1290	1.0170	1212.	-1.380	-10449.
3	5400.	1.1370	1.0400	1176.	-1.380	-10445.
4	5500.	1.1320	1.0580	1212.	1.390	10631.
5	5030.	1.1550	.9740	1212.	1.390	10701.
6	5075.	1.1930	.9680	1176.	1.390	10701.
7	5040.	1.1100	.9610	1176.	1.390	10705.
8	5600.	1.1720	1.0720	1185.	1.390	10701.
9	5060.	1.1490	.9790	1212.	1.390	10696.
10	5010.	1.1650	.9550	1176.	1.390	10692.
11	5500.	1.1060	1.0440	1167.	1.390	10687.
12	5200.	1.1280	1.0050	1212.	1.390	10684.
13	5600.	1.1840	1.0780	1203.	1.390	10684.
14	5600.	1.1570	1.0630	1167.	1.390	10687.
17	5300.	1.1270	.9910	1149.	1.390	10616.
18	5500.	1.1210	1.0490	1194.	1.390	10616.

NOTE - MINUS SIGNS DENOTE OUTLYING VALUES

JT30-3B * 600 HOUR TEST SERIES *

MODE 5

UNIT	CORR FU FL LBM/HR	COR CB F/A X100	COR PF F/A X100	CORR TT7 DEG R	COR THRUST LBF
1	5529.	1.1080	1.0600	1176.	-10510.
2	5230.	1.1290	1.0170	1212.	-10510.
3	5431.	1.1370	1.0400	1176.	-10510.
4	5531.	1.1400	1.0650	1220.	10730.
5	5053.	1.1510	.9700	1207.	10730.
6	5098.	1.1880	.9640	1171.	10730.
7	5051.	1.1110	.9620	1176.	10730.
8	5614.	1.1730	1.0730	1185.	10730.
9	5075.	1.1500	.9790	1212.	10730.
10	5026.	1.1650	.9550	1176.	10730.
11	5487.	1.1200	1.0570	1182.	10730.
12	5210.	1.1340	1.0100	1218.	10730.
13	5624.	1.1840	1.0780	1203.	10730.
14	5622.	1.1570	1.0630	1167.	10730.
17	5323.	1.1420	1.0040	1163.	10730.
18	5524.	1.1350	1.0620	1209.	10730.

NOTE- MINUS SIGNS DENOTE OUTLYING VALUES

JT30-5R • 600 HOUR TEST SERIES •

MODE 5

UNIT	CO2 CONC PER CENT	CO CONC PPM	HC CONC PPM	NO CONC PPM	NOX CONC PPM
1	2.322	73.0	5.3	44.5	53.6
2	2.368	67.4	4.2	45.0	53.8
3	2.385	66.1	3.9	42.7	51.7
4	2.373	75.1	2.8	45.0	50.0
5	2.418	78.5	4.2	44.5	52.3
6	2.501	63.8	2.1	47.6	57.1
7	2.323	83.3	2.7	45.8	52.4
8	2.457	65.1	2.2	49.9	56.0
9	2.408	68.2	2.3	48.0	55.0
10	2.441	72.2	2.3	46.6	55.7
11	2.315	66.5	3.0	45.1	48.7
12	2.360	77.6	2.8	42.4	48.0
13	2.479	71.6	2.7	43.1	50.1
14	2.422	70.7	2.5	43.1	52.3
17	2.366	91.7	4.3	40.4	47.5
18	2.351	-111.6	4.5	37.3	46.3

NOTE - MINUS SIGNS DENOTE OUTLYING VALUES

JT30-38 * 600 HOUR TEST SERIES *

MODE 5

UNIT	CO2 EI LB/KLB FU	CO EI LB/KLB FU	HC EI LB/KLB FU	NO EI LB/KLB FU	NOX EI LB/KLB FU	SMK NIMRER FRONT SIDE
1	3148.	6.30	.79	6.31	7.59	46.93
2	3150.	5.71	.62	6.26	7.49	49.14
3	3150.	5.55	.56	5.90	7.14	51.11
4	3147.	6.34	.40	6.24	6.93	55.84
5	3142.	6.49	.60	6.04	7.10	47.63
6	3145.	5.11	.28	6.26	7.50	50.26
7	3141.	7.17	.40	6.48	7.41	50.40
8	3144.	5.30	.31	6.68	7.49	50.34
9	3144.	5.67	.33	6.55	7.51	51.01
10	3143.	5.92	.33	6.27	7.50	51.04
11	3141.	5.74	.45	6.39	6.91	50.60
12	3140.	6.57	.41	5.90	6.68	51.97
13	3141.	5.77	.38	5.71	6.63	49.93
14	3141.	5.83	.36	5.85	7.08	49.21
17	-3151.	7.77	.63	5.63	6.61	55.92
18	3148.	-9.51	.66	5.23	6.49	52.63

NOTE- MINUS SIGNS DENOTE OUTLYING VALUES

JT3D-3B • 600 HOUR TEST SERIES •

MODE 5

UNIT	FCO X100	FMC X100	FNO X100	STD FCO X100	STD FMC X100	STD FNO X100
1	19.5450	16.3510	56.9980	19.4820	16.1950	66.4680
2	18.2070	13.3270	54.3820	18.1370	13.1880	63.3960
3	22.8650	21.0630	60.4210	22.7790	20.8300	70.4200
4	23.0080	-21.7250	61.3720	23.7600	-22.5600	-71.7170
5	20.5770	16.0170	56.3820	20.1150	15.4640	65.7650
6	21.6080	16.0170	56.3820	21.1130	15.4640	65.7650
7	18.4220	14.3330	55.1400	18.4520	14.3270	64.6190
8	23.6190	20.4540	59.8390	23.4580	20.4350	70.1110
9	23.2120	20.9880	60.2010	23.2410	20.9490	70.5120
10	20.9980	16.3290	56.8370	21.0180	16.2890	66.5560
11	19.8830	17.1570	59.6090	21.2620	18.8240	68.8040
12	20.6850	17.5080	59.7580	21.1960	18.0510	68.1450
13	21.5150	16.3220	58.6420	21.4640	16.1950	66.4680
14	22.6140	19.4680	60.5700	22.5660	19.3280	69.2230
17	18.1740	13.4640	56.5830	19.3340	14.5720	64.8720
18	16.1950	10.7340	53.6990	-17.2060	11.6000	-61.5460

NOTE- MINUS SIGNS DENOTE OUTLYING VALUES

JT30-38 • 600 HOUR TEST SERIES •

MODE 5

UNIT	NREC CO EI LB/KLB FU	NREC HC EI LB/KLB FU	NRE CNO EI LB/KLA FU	NR CNOX EI LB/KLB FU	SMK NUMBER CORRECTED
1	6.32	.79	7.35	8.85	46.93
2	5.73	.62	7.29	8.73	49.14
3	5.58	.56	6.88	8.33	51.11
4	6.14	.39	7.29	8.10	55.84
5	6.64	.62	7.05	8.28	47.63
6	5.23	.29	7.30	8.75	50.26
7	7.16	.40	7.59	8.69	50.40
8	5.29	.31	7.83	8.78	50.34
9	5.66	.34	7.68	8.80	51.01
10	5.92	.33	7.35	8.79	51.04
11	5.37	.41	-7.92	8.57	50.60
12	6.41	.40	7.22	8.18	51.97
13	5.79	.38	6.95	8.08	49.93
14	5.85	.36	7.18	8.70	49.21
17	7.31	.58	6.93	8.14	55.92
18	-8.96	.61	6.43	7.99	52.63

NOTE- MINUS SIGNS DENOTE OUTLYING VALUES

JT3D-38 • 600 HOUR TEST SERIES •

MODE 6

UNIT	N1 SPEED PER CENT	N2 SPEED PER CENT	CORR N1 PER CENT	CORR N2 PER CENT
1	-65.50	85.50	-65.50	85.50
2	68.00	85.50	68.00	85.50
3	66.00	85.00	66.00	85.00
4	-72.10	-88.00	-72.34	-88.30
5	59.00	86.00	68.87	85.83
6	70.00	86.50	69.87	86.33
7	67.00	85.50	67.02	85.52
8	68.00	87.00	68.02	87.02
9	67.50	87.00	67.52	87.02
10	56.00	86.00	66.02	86.02
11	68.50	86.80	68.93	87.35
12	69.00	87.00	69.17	87.21
13	68.90	86.00	68.90	86.00
14	70.50	87.30	70.50	87.30
17	67.80	85.00	68.23	85.54
18	66.60	84.40	67.02	84.93

NOTE- MINUS SIGNS DENOTE OUTLYING VALUES

JT3D-38 * 600 HOUR TEST SERIES *

MODE 6

UNIT	FUEL FLOW LBM/HR	CR F/A X100	PERF F/A X100	T17 DEG R	EPR	THRUST LAF
1	-2820.	.8350	.8490	-1194.	-1.160	-5361.
2	3090.	.8440	.8950	1104.	-1.160	-5359.
3	2890.	.8600	.8200	1059.	-1.160	-5357.
4	-3370.	.9190	-.9470	1113.	1.170	5627.
5	3000.	.9200	.8450	1104.	1.170	5665.
6	3230.	.9040	.8950	1068.	1.170	5665.
7	2910.	.8560	.8070	1068.	1.170	5667.
8	-2780.	.9450	-.7770	1086.	1.170	5665.
9	2960.	.9130	.8340	1104.	1.170	5662.
10	2950.	.8760	.8070	1041.	1.170	5660.
11	3040.	.8810	.8420	1068.	1.170	5657.
12	3090.	.8760	.8620	1086.	1.170	5655.
13	3100.	.8990	.8620	1077.	1.170	5655.
14	3260.	.9000	.8950	1050.	1.170	5657.
17	3140.	.9020	.9560	1050.	1.170	5620.
18	2960.	.8890	.8210	1086.	1.170	5620.

NOTE- MINUS SIGNS DENOTE OUTLYING VALUES

JT3D-38 * 600 HOUR TEST SERIES *

MODE 6

UNIT	CORR FU FL LBM/HR	COR CR F/A X100	COR PF F/A X100	COR TT7 DEG R	COR THRUST LBF
1	-2835.	-.8350	.8490	-1194.	-5390.
2	3108.	.8440	.8950	1104.	-5390.
3	2908.	.8600	.8200	1059.	-5390.
4	-3390.	.9250	-.9530	1120.	5680.
5	3014.	.9170	.8420	1099.	5680.
6	3245.	.9010	.8920	1064.	5680.
7	2916.	.8370	.8070	1068.	5680.
8	-2787.	.9460	-.7770	1086.	5680.
9	2969.	.9130	.8340	1104.	5680.
10	2960.	.8770	.8070	-1041.	5680.
11	3033.	.8930	.8520	1081.	5680.
12	3096.	.8800	.9660	1091.	5680.
13	3113.	.8990	.8620	1077.	5680.
14	3273.	.9000	.8950	1050.	5680.
17	3154.	.9140	.8670	1063.	5680.
18	2773.	.9000	.8310	1099.	5680.

NOTE- MINUS SIGNS DENOTE OUTLYING VALUES

JT30-38 • 600 HOUR TEST SERIES •

MODE 6

UNIT	CO2 CONC PER CENT	CO CONC PPM	HC CONC PPM	NO CONC PPM	NOX CONC PPM
1	1.721	222.9	26.1	24.0	28.8
2	1.750	172.2	17.2	26.2	30.2
3	1.742	175.8	17.4	19.6	27.6
4	1.909	167.2	14.6	28.3	32.6
5	1.906	183.2	18.2	28.3	31.2
6	1.876	163.3	12.7	25.9	32.5
7	1.763	231.5	26.4	28.0	30.9
8	1.961	176.1	11.8	-31.7	-34.6
9	1.891	183.6	15.1	25.1	32.7
10	1.806	219.8	26.0	26.2	31.2
11	1.821	193.0	17.2	25.8	28.7
12	1.811	184.9	14.5	25.7	28.8
13	1.858	196.9	18.7	20.9	28.5
14	1.862	183.9	16.2	21.5	30.4
17	1.877	170.3	14.3	23.8	30.1
18	1.839	-23.6	23.7	22.9	29.5

NOTE- MINUS SIGNS DENOTE OUTLYING VALUES

JT3D-38 • 600 HOUR TEST SERIES •

MODE 6

UNIT	CO ₂ EI LB/KLB FU	CO EI LB/KLB FU	HC EI LA/KLA FU	NO EI LA/KLA FU	NO _x EI LA/KLB FU	SMK NIMBER FRONT SIDE
1	3106.	25.60	-5.14	4.52	5.44	35.76
2	3121.	19.54	3.35	4.88	5.63	40.77
3	3121.	19.37	3.32	3.59	5.06	38.62
4	3124.	17.42	2.60	4.95	5.57	51.03
5	3115.	19.06	3.26	4.83	5.34	41.06
6	3120.	17.29	2.31	4.51	5.65	44.27
7	-3099.	-25.90	-5.07	5.14	5.67	41.72
8	3120.	17.84	2.05	5.27	5.76	41.22
9	3116.	19.25	2.71	4.32	5.64	41.50
10	-3102.	24.03	4.89	4.71	5.60	39.06
11	3110.	20.97	3.22	4.60	5.12	45.95
12	3112.	20.23	2.73	4.62	5.17	46.12
13	3109.	20.97	3.43	3.66	4.99	43.27
14	3112.	19.57	2.96	3.75	5.31	45.54
17	-3129.	18.88	2.61	4.15	5.25	47.06
18	3113.	25.27	4.39	4.06	5.23	42.86

NOTE - MINUS SIGNS DENOTE OUTLYING VALUES

JT3D-3B • 600 HOUR TEST SERIES •

MODE 6

UNIT	FCO X100	FHC X100	FNO X100	STD FCO X100	STD FHC X100	STD FNO X100
1	6.3030	2.6330	37.2890	6.2800	2.6080	43.4850
2	6.3600	2.6360	37.3020	6.3350	2.6080	43.4850
3	6.1710	2.3900	36.4660	6.1450	2.3640	42.5010
4	-8.5640	-4.3510	-42.2620	-8.7710	-4.4930	-49.3290
5	7.1130	2.8740	37.8230	6.9850	2.7840	44.1480
6	7.3200	3.1650	38.6780	7.1880	3.0650	45.1450
7	6.4170	2.6210	37.1440	6.4210	2.6190	43.5260
8	7.9670	3.4980	39.7180	7.9730	3.4930	46.5120
9	7.7220	3.5010	39.7310	7.7240	3.4930	46.5120
10	6.8350	2.8940	38.0210	6.8350	2.8860	44.5190
11	7.3920	3.4220	40.9790	7.7870	3.7160	47.2000
12	7.4660	3.5250	41.1740	7.6020	3.6200	46.9170
13	6.9870	2.8970	39.2410	6.9670	2.8740	44.4780
14	7.8300	3.7080	41.2120	7.8110	3.6820	47.1000
17	6.4750	2.4540	38.0790	6.7830	2.6270	43.5590
18	6.0610	2.1800	37.0450	6.3430	2.3330	42.3710

NOTE- MINUS SIGNS DENOTE OUTLYING VALUES

JT3D-3B • 600 HOUR TEST SERIES •

MODE 6

UNIT	NREC CO FI LB/KLA FU	NREC HC EI LB/KLA FU	NRE CND EI LB/KLA FU	NR CNOX EI LB/KLA FU	SMK NUMBER CORRECTED
1	-25.69	-5.19	5.27	6.34	35.76
2	19.62	3.39	5.69	6.57	40.77
3	19.45	3.36	4.18	5.90	38.62
4	17.01	2.52	5.66	6.50	51.03
5	19.41	3.36	5.64	6.23	41.06
6	17.61	2.38	5.26	6.60	44.27
7	-25.88	-5.07	6.02	6.65	41.72
8	17.83	2.05	6.17	6.75	41.22
9	19.25	2.72	5.06	6.60	41.50
10	24.03	-4.91	5.52	6.56	39.06
11	19.91	2.96	5.69	6.34	45.95
12	19.87	2.66	5.66	6.32	46.12
13	21.03	3.45	4.46	6.08	43.27
14	19.61	2.98	4.60	6.52	45.54
17	17.26	2.44	5.10	6.45	47.06
18	24.15	4.10	4.98	6.42	42.86

NOTE- MINUS SIGNS DENOTE OUTLYING VALUES

JT3D-3B • 600 HOUR TEST SERIES •

MODE 7

UNIT	N1 SPEED PER CENT	N2 SPEED PER CENT	CORR N1 PER CENT	CORR N2 PER CENT
1	37.00	-65.50	37.00	-65.50
2	35.70	63.70	35.70	63.70
3	35.70	64.00	35.70	64.00
4	36.70	64.20	36.82	64.42
5	37.00	64.00	36.93	63.88
6	37.50	65.00	37.43	64.88
7	36.00	64.00	36.01	64.02
8	35.50	64.00	35.51	64.02
9	35.00	63.50	35.01	63.52
10	35.00	63.50	35.01	63.52
11	35.80	64.00	36.03	64.40
12	37.50	64.00	37.59	64.15
13	36.00	64.00	36.00	64.00
14	35.80	64.00	35.80	64.00
17	35.80	64.00	36.03	64.40
18	36.80	64.00	37.03	64.40

NOTE- MINUS SIGNS DENOTE OUTLYING VALUES

JT30-38 • 600 HOUR TEST SERIES •

MODE 7

UNIT	FUEL FLOW LBM/HR	CB F/A X100	PERF F/A X100	TT7 DEG R	EPR	THRUST LBF
1	1370.	.7610	.7790	1005.	-1.020	1569.
2	1290.	.7450	.7740	1032.	-1.020	1416.
3	1340.	.7850	.7880	1005.	1.030	1441.
4	1350.	.7880	.7980	1032.	1.050	1472.
5	1350.	.8070	.8070	1032.	1.040	1436.
6	1300.	.7490	.7490	1005.	1.050	1520.
7	1320.	.7810	.7820	1014.	1.040	1448.
8	-1420.	.8280	-.8410	1014.	-1.060	1447.
9	1265.	.7980	.7650	1032.	1.050	1404.
10	1310.	.7820	.7720	996.	1.040	1404.
11	1280.	.7730	.7510	996.	1.030	1478.
12	1310.	.7850	.7710	1005.	1.030	1457.
13	1320.	.8040	.7840	1023.	1.030	1444.
14	1310.	.7830	.7550	-960.	1.030	1444.
17	1350.	.8050	.7870	996.	1.030	1469.
18	1370.	.8150	.8120	1032.	1.050	1469.

NOTE- MINUS SIGNS DENOTE OUTLYING VALUES

JT30-3B • 600 HOUR TEST SERIES •

MODE 7

UNIT	CORR FU FL LBM/HR	COR CB F/A X100	COR PF F/A X100	COR TT7 DEG R	COR THRUST LBF
1	1377.	.7610	.7790	1005.	-157A.
2	129A.	.7450	.7740	1032.	1425.
3	134A.	.7850	.78A0	1005.	1450.
4	135A.	.7940	.A030	1039.	1486.
5	1356.	.8040	.A040	1028.	1440.
6	1306.	.7460	.7470	1001.	1524.
7	1323.	.7810	.7830	1014.	1451.
8	-1423.	.8290	.8420	1014.	1451.
9	1269.	.7980	.7650	1032.	1409.
10	1304.	.7820	.7720	996.	1409.
11	1277.	.7830	.7600	1008.	1484.
12	1313.	.7890	.7750	1010.	1463.
13	1326.	.8040	.7840	1023.	1450.
14	1315.	.7830	.7550	-960.	1450.
17	1356.	.8150	.7970	1008.	1484.
18	1376.	.8260	.8220	1045.	1484.

NOTE- MINUS SIGNS DENOTE OUTLYING VALUES

JT3D-3B * 600 HOUR TEST SERIES *

MODE 7

UNIT	CO2 CONC PER CENT	CO CONC PPM	HC CONC PPM	NO CONC PPM	NOX CONC PPM
1	1.377	801.6	453.7	10.4	13.3
2	1.345	786.5	450.5	10.5	12.5
3	1.411	822.8	499.9	8.6	11.1
4	1.381	866.8	600.6	12.1	13.7
5	1.453	821.0	504.5	13.3	14.8
6	1.360	763.7	-423.0	13.5	14.7
7	1.383	836.3	545.4	-14.0	-16.3
8	1.475	907.7	548.8	-14.3	16.0
9	1.411	899.1	551.3	13.5	15.8
10	1.382	849.1	552.7	13.4	15.5
11	1.370	818.3	536.2	10.1	13.6
12	1.392	804.6	549.0	10.9	13.7
13	1.427	849.1	555.2	8.2	13.5
14	1.358	871.0	627.4	8.3	13.1
17	1.419	806.7	619.9	9.3	14.2
18	1.460	869.0	540.7	10.8	14.9

NOTE- MINUS SIGNS DENOTE OUTLYING VALUES

JT3D-3B • 600 HOUR TEST SERIES •

MODE 7

UNIT	CO2 EI LB/KLB FU	CO EI LB/KLB FU	HC EI LB/KLB FU	NO EI LB/KLB FU	NOX EI LB/KLB FU	SMK NUMRER FRONT SIDE
1	2731.	101.20	98.41	2.15	2.76	21.33
2	2727.	101.47	99.85	2.23	2.65	23.68
3	2714.	100.73	105.12	1.72	2.23	20.67
4	2647.	105.73	125.85	2.43	2.74	24.36
5	2717.	97.69	103.14	2.60	2.89	23.73
6	2744.	98.04	93.30	-2.84	3.11	-0.00
7	2675.	102.98	115.39	-2.83	-3.30	22.28
8	2688.	105.31	109.39	2.73	3.04	23.24
9	2670.	108.29	114.07	2.67	3.12	24.00
10	2669.	104.40	116.75	2.72	3.14	21.81
11	2677.	101.78	114.57	2.07	2.77	25.71
12	2680.	98.55	115.52	2.19	2.76	23.51
13	2679.	101.45	113.96	1.60	2.64	23.68
14	-2620.	106.92	-132.33	1.67	2.64	23.28
17	2664.	96.38	127.24	1.82	2.79	26.32
18	2704.	102.43	109.49	2.08	2.89	21.36

NOTE- MINUS SIGNS DENOTE OUTLYING VALUES

JT3D-38 • 600 HOUR TEST SERIES •

MODE 7

UNIT	FCO X100	FHC X100	FNO X100	STD FCO X100	STD FHC X100	STD FNO X100
1	-.2420	-.1180	18.1690	-.2410	-.1170	-21.1880
2	.2290	.0970	17.3440	.2280	.0960	20.2190
3	.2310	.1000	17.4850	.2300	.0990	20.3790
4	.2370	.1020	17.6970	.2330	.1040	20.6030
5	.2300	.1000	17.3800	.2290	.0980	20.3130
6	.2380	.1120	17.8400	.2360	.1090	20.8490
7	.2300	.0990	17.4010	.2300	.0990	20.3870
8	.2300	.0990	17.4050	.2300	.0990	20.3870
9	.2270	.0940	17.1830	.2260	.0940	20.1200
10	.2270	.0940	17.1860	.2260	.0940	20.1200
11	.2310	.0980	17.9630	.2330	.1040	20.5960
12	.2310	.0990	17.9890	.2310	.1010	20.4620
13	.2310	.1000	17.9800	.2300	.0990	20.3790
14	.2310	.1000	17.8320	.2300	.0990	20.3790
17	.2320	.0990	18.0780	.2370	.1040	20.5960
18	.2320	.0990	18.0780	.2330	.1040	20.5960

NOTE- MINUS SIGNS DENOTE OUTLYING VALUES

JT3D-3B • 600 HOUR TEST SERIES •

MODE 7

UNIT	NREC LB/KLB	CO FU	EI	NREC LB/KLB	HC FU	EI	NRE LB/KLB	CNO FU	EI	NR LB/KLB	CNOX FU	EI	SMK CORRECTED	NUMBR
1	101.61			99.36			2.51			3.21			21.33	
2	101.92			100.90			2.59			3.08			23.68	
3	101.20			106.29			2.00			2.60			20.67	
4	105.87			123.38			2.83			3.19			24.36	
5	98.21			105.82			3.04			3.38			23.73	
6	98.56			95.73			-3.32			3.63			-0.00	
7	103.12			115.57			-3.32			-3.86			22.28	
8	105.47			109.63			3.19			3.56			23.24	
9	108.51			114.43			3.13			3.66			24.00	
10	104.64			117.18			3.18			3.67			21.81	
11	101.01			107.83			2.55			3.41			25.71	
12	98.47			113.44			2.68			3.37			23.51	
13	101.78			114.86			1.95			3.22			23.68	
14	107.25			-133.29			2.05			3.24			23.28	
17	96.12			121.19			2.23			3.41			26.32	
18	102.16			104.28			2.55			3.54			21.36	

NOTE- MINUS SIGNS DENOTE OUTLYING VALUES

JT3D-38 * 600 HOUR TEST SERIES *

MODE 8

UNIT	N1 SPEED PER CENT	N2 SPEED PER CENT	CORR N1 PER CENT	CORR N2 PER CENT
1	34.40	62.00	34.40	62.00
2	34.50	61.50	34.50	61.50
3	32.00	59.50	32.00	59.50
4	33.40	60.20	33.51	60.40
5	35.00	62.00	34.93	61.88
6	35.00	62.00	34.93	61.88
7	34.50	62.00	34.51	62.01
8	32.00	60.00	32.01	60.01
9	33.00	60.00	33.01	60.01
10	34.00	62.00	34.01	62.01
11	32.50	60.00	32.71	60.38
12	35.10	60.30	35.18	60.45
13	33.40	60.00	33.40	60.00
14	32.50	60.00	32.50	60.00
17	33.00	60.00	33.21	60.38
18	35.00	61.00	35.22	61.39

NOTE- MINUS SIGNS DENOTE OUTLYING VALUES

JT3D-3B * 600 HOUR TEST SERIES *

MODE B

UNIT	FUEL FLOW LBM/HR	CB F/A X100	PERF F/A X100	TTT DEG R	EPR	THRUST LAF
1	1280.	.7820	.7910	1005.	1.020	1273.
2	1260.	.7580	.7990	1032.	1.020	1238.
3	1250.	.8130	.8280	1005.	1.020	1098.
4	1270.	.8180	.8310	1032.	1.050	1157.
5	1325.	.8150	.8320	1032.	1.020	1268.
6	1230.	.7800	-.7590	996.	1.050	1248.
7	1300.	.8030	.8090	1014.	1.040	1278.
8	1340.	.8720	-.8810	1014.	1.050	1138.
9	1280.	.7990	.8480	1032.	1.050	1137.
10	1290.	.7680	.7950	996.	1.030	1277.
11	1180.	.8010	.7680	996.	1.020	1162.
12	1250.	.8200	.8060	996.	1.070	1166.
13	1260.	.8350	.8300	1023.	1.020	1135.
14	1300.	.7910	.8270	-951.	1.020	1135.
17	1250.	.8260	.8080	996.	1.030	1154.
18	1320.	.8360	.8440	1032.	1.050	1224.

NOTE- MINUS SIGNS DENOTE OUTLYING VALUES

JT30-38 * 600 HOUR TEST SERIES *

MODE 8

UNIT	CORR FU FL LRM/HR	COR CB F/A X100	COR PF F/A X100	CORR TT7 DEG R	COR THRUST LRF
1	1287.	.7820	.7910	1005.	1280.
2	1267.	.7580	.7990	1032.	1245.
3	1258.	.8130	.8280	1005.	1105.
4	1278.	.8230	.8370	1039.	1168.
5	1331.	.8120	.8280	1028.	1272.
6	1236.	.7780	-.7560	992.	1272.
7	1303.	.8030	.8100	1014.	1281.
8	1343.	.8730	-.8810	1014.	1141.
9	1284.	.7990	.8480	1032.	1141.
10	1294.	.7680	.7960	996.	1281.
11	1177.	.8120	.7770	1008.	1167.
12	1252.	.8240	.8100	1001.	1171.
13	1265.	.8350	.8300	1023.	1140.
14	1305.	.7910	.8270	-951.	1140.
17	1255.	.8360	.8180	1008.	1157.
18	1326.	.8460	.8550	1045.	1237.

NOTE- MINUS SIGNS DENOTE OUTLYING VALUES

JT3D-3B • 600 HOUR TEST SERIES •

MODE 8

UNIT	CO2 CONC PER CENT	CO CONC PPM	HC CONC PPM	NO CONC PPM	NOX CONC PPM
1	1.381	871.6	559.9	9.2	12.2
2	1.355	-820.8	-499.3	9.8	12.2
3	1.416	924.4	638.3	7.3	10.3
4	1.379	968.0	774.8	11.3	13.0
5	1.441	858.7	583.4	-12.8	14.8
6	1.388	845.5	526.4	11.7	13.9
7	1.401	889.3	618.8	-13.6	-15.7
8	1.512	1014.7	691.2	-14.2	-15.4
9	1.372	977.9	657.8	12.2	15.3
10	1.331	893.1	608.1	-12.8	-15.4
11	1.371	917.2	694.5	8.8	12.6
12	1.416	896.2	683.9	9.7	13.0
13	1.440	949.9	688.5	7.2	12.8
14	1.329	945.3	752.9	7.3	12.1
17	1.416	890.6	746.6	8.1	13.7
18	1.471	931.3	624.0	9.6	14.6

NOTE- MINUS SIGNS DENOTE OUTLYING VALUES

JT30-38 • 600 HOUR TEST SERIES •

MODE B

UNIT	CO ₂ EI LB/KLB FU	CO EI LB/KLB FU	HC EI LB/KLB FU	NO EI LB/KLB FU	NO _x EI LB/KLB FU	SMK NUMBER FRONT SIDE
1	2668.	107.13	118.22	1.86	2.46	22.22
2	2699.	104.04	103.73	2.05	2.55	22.59
3	2677.	109.36	129.74	1.41	2.00	21.12
4	2549.	113.91	156.63	2.18	2.51	24.18
5	2670.	101.27	118.20	-2.48	2.87	22.73
6	2685.	104.05	111.29	2.37	2.81	22.37
7	2637.	106.51	127.31	-2.67	-3.08	22.61
8	2619.	111.82	130.47	-2.57	2.78	22.72
9	2595.	-117.73	136.05	-2.42	-3.02	23.73
10	2619.	111.83	130.81	-2.63	-3.16	21.16
11	2585.	110.08	143.20	1.73	2.49	24.48
12	2608.	105.09	137.77	1.86	2.50	23.14
13	2606.	109.37	136.18	1.36	2.42	24.77
14	-2539.	114.95	-157.30	1.45	2.42	20.53
17	2592.	103.74	149.40	1.55	2.61	25.68
18	2658.	107.15	123.34	1.82	2.76	21.83

NOTE - MINUS SIGNS DENOTE OUTLYING VALUES

JT3D-38 • 600 HOUR TEST SERIES •

MODE 8

UNIT	FCO X100	FMC X100	FNO X100	STD FCO X100	STD FMC X100	STD FNO X100
1	.2170	.0800	16.5890	.2160	.0790	19.3450
2	.2150	.0770	16.4510	.2140	.0760	19.1780
3	.2060	.0660	15.8890	.2050	.0650	18.5180
4	.2090	.0690	16.1650	.2090	.0700	18.8150
5	.2160	.0800	16.5170	.2150	.0780	19.3050
6	.2160	.0800	16.5170	.2150	.0780	19.3050
7	.2160	.0790	16.5160	.2160	.0790	19.3500
8	.2080	.0680	15.9530	.2070	.0680	18.6870
9	.2080	.0680	15.9590	.2070	.0680	18.6870
10	.2160	.0790	16.5290	.2160	.0790	19.3500
11	.2070	.0660	16.4110	.2090	.0700	18.8070
12	.2090	.0690	16.5560	.2090	.0700	18.8290
13	.2080	.0680	16.4830	.2070	.0680	18.6820
14	.2080	.0680	16.3470	.2070	.0680	18.6820
17	.2080	.0670	16.5160	.2090	.0700	18.8070
18	.2130	.0720	16.8070	.2130	.0750	19.1400

NOTE- MINUS SIGNS DENOTE OUTLYING VALUES

JT3D-38 • 600 HOUR TEST SERIES •

MODE 8

UNIT	NREC CO EI LB/KLB FU	NREC MC EI LB/KLB FU	NRE CNO EI LB/KLB FU	NR CNOX EI LB/KLB FU	SMK NUMBER CORRECTED
1	107.56	119.37	2.16	2.86	22.22
2	104.50	109.88	2.39	2.97	22.59
3	109.87	131.19	1.65	2.33	21.12
4	114.07	-153.77	2.54	2.92	24.18
5	101.80	121.21	-2.90	3.35	22.73
6	104.59	114.13	2.77	3.28	22.37
7	106.65	127.52	-3.12	-3.61	22.61
8	112.00	131.17	-3.01	3.26	22.72
9	-117.96	136.49	2.83	3.53	23.73
10	112.08	131.31	-3.08	-3.70	21.16
11	109.26	135.10	2.13	3.07	24.48
12	105.01	135.40	2.28	3.06	23.14
13	109.73	137.25	1.66	2.95	24.77
14	115.30	-158.44	1.78	2.97	20.53
17	103.49	142.64	1.90	3.20	25.68
18	106.88	117.70	2.23	3.38	21.83

NOTE - MINUS SIGNS DENOTE OUTLYING VALUES

JT3D-3A • 1200 HOUR TEST SERIES •

UNIT	TSO HR	TSB HR	AMB TEMP DEG R	AMB PRESS IN HG	AMB HUMID LB H2O/AIR
1	21640.	1192.	507.7	30.08	.006720
2	22265.	1191.	507.7	30.08	.006720
4	24236.	1174.	510.2	30.32	.005920
5	21314.	1352.	505.7	30.25	.005550
6	23993.	1352.	505.7	30.25	.005550
7	21583.	1232.	505.2	30.28	.004760
8	21967.	1233.	505.2	30.28	.004760
9	21042.	1288.	516.7	29.98	.004640
10	23574.	1232.	505.2	30.28	.004760
11	22562.	1213.	508.7	30.21	.006290
12	18886.	1213.	508.7	30.24	.006280
13	21279.	1259.	501.7	29.84	.005300
14	27407.	1259.	501.7	29.83	.006200
17	32506.	1258.	512.7	30.05	.006910
18	27029.	1258.	512.7	30.07	.006910

JT30-38 • 1200 HOUR TEST SERIES •

MODE 1

UNIT	N1 SPEED PER CENT	N2 SPEED PER CENT	CORR N1 PER CENT	CORR N2 PER CENT
1	-36.50	-64.50	-36.89	-65.20
2	34.00	61.00	34.37	61.66
4	34.00	60.00	34.28	60.50
5	33.00	60.00	33.42	60.77
6	34.00	60.00	34.43	60.77
7	33.20	60.00	33.64	60.80
8	32.80	60.00	33.24	60.80
9	34.50	62.00	34.57	62.12
10	32.20	60.00	32.63	60.80
11	-39.00	-67.00	-39.38	-67.66
12	32.50	60.00	32.82	60.59
13	33.00	59.50	33.55	60.50
14	33.20	60.00	33.76	61.01
17	34.10	61.00	34.30	61.36
18	33.80	60.00	34.00	60.75

NOTE - MINUS SIGNS DENOTE OUTLYING VALUES

JT3D-3B • 1200 HOUR TEST SERIES •

MODE 1

UNIT	FUEL FLOW LBM/HR	CB F/A X100	PERF F/A X100	TT7 DEG R	EPR	THRUST LAF
1	-1380.	.8580	.7890	969.	1.030	-1544.
2	1220.	.8330	-.7710	996.	1.020	1249.
4	1300.	.8580	.8530	1032.	1.040	1159.
5	1360.	.8950	-.9020	1050.	1.030	1181.
6	1260.	.8420	.8140	996.	1.050	1181.
7	1300.	-.7660	.8540	1032.	1.060	1182.
8	-1420.	.7850	-.9170	996.	1.060	1182.
9	1350.	.7840	.8520	1041.	1.020	1288.
10	1290.	-.7480	.8260	996.	1.030	1182.
11	-1420.	.8080	-.7560	996.	1.030	-1818.
12	1290.	.8380	.8350	1014.	1.060	1169.
13	1290.	.8400	.8670	1032.	1.030	1178.
14	1300.	.8100	.8370	-960.	1.030	1214.
17	1320.	.8370	.8420	1014.	1.040	1230.
18	1300.	.8910	.8670	1050.	1.050	1159.

NOTE- MINUS SIGNS DENOTE OUTLYING VALUES

JT30-38 • 1200 HOUR TEST SERIES •

MODE 1

UNIT	CORR FU FL LAM/HR	COR CR F/A X100	COR PF F/A X100	CORR TT7 DEG R	COR THRUST LBF
1	-1372.	.8760	.8060	990.	-1552.
2	1213.	.8510	.7870	1017.	1256.
4	1307.	.8720	.8670	1049.	1175.
5	1358.	.9180	-.9250	-1077.	1194.
6	1258.	.8640	.8350	1021.	1194.
7	1298.	.7860	.8770	1059.	1196.
8	-1418.	.8060	-.9410	1022.	1196.
9	1350.	.7870	.8550	1045.	1290.
10	1278.	-.7680	.8480	1022.	1196.
11	-1420.	.8230	-.7710	1015.	-1835.
12	1281.	.8540	.8510	1034.	1181.
13	1255.	.8590	.8960	1067.	1175.
14	1274.	.8380	.8650	992.	1211.
17	1318.	.8460	.8520	1026.	1235.
18	1299.	.9020	.8770	1062.	1165.

NOTE- MINUS SIGNS DENOTE OUTLYING VALUES

JT3D-3B * 1200 HOUR TEST SERIES *

MODE 1

UNIT	CO2 CONC PER CENT	CO CONC PPM	HC CONC PPM	NO CONC PPM	NOX CONC PPM
1	1.537	937.2	545.4	8.0	13.6
2	1.448	953.7	662.4	7.6	12.4
4	1.467	992.7	753.7	6.7	9.9
5	1.571	1002.1	665.6	8.8	13.6
6	1.482	947.7	611.2	5.8	12.9
7	-1.318	877.4	644.6	6.2	13.9
8	1.372	910.0	592.5	7.6	13.5
9	1.391	872.9	534.9	7.5	14.3
10	-1.280	855.4	651.0	5.5	13.7
11	1.492	-751.8	-402.3	5.1	11.3
12	1.454	911.2	682.3	6.9	10.4
13	1.427	969.7	771.7	5.3	9.5
14	1.340	953.4	-849.7	4.6	9.1
17	1.488	905.1	566.9	6.2	10.6
18	1.568	987.6	655.8	6.8	10.3

NOTE- MINUS SIGNS DENOTE OUTLYING VALUES

JT3D-38 • 1200 HOUR TEST SERIES •

MODE 1

UNIT	CO2 EI LB/KLB FU	CO EI LB/KLB FU	HC EI LB/KLB FU	NO EI LB/KLB FU	NOX EI LB/KLB FU	SMK NUMBER FRONT SIDE
1	2705.	104.99	104.96	1.46	2.50	22.24
2	2625.	110.05	131.32	1.44	2.36	22.73
4	2583.	111.25	145.10	1.24	1.82	23.14
5	2650.	107.57	122.75	1.55	2.40	23.09
6	2657.	108.13	119.80	1.09	2.42	21.11
7	2601.	110.21	139.08	1.29	-2.87	16.05
8	2639.	111.44	124.64	1.53	2.71	17.91
9	2679.	106.98	112.62	1.51	-2.89	-0.00
10	2588.	110.09	143.93	1.17	-2.90	16.67
11	-2788.	-89.41	-82.19	.99	2.20	26.97
12	2620.	104.53	134.47	1.30	1.95	25.97
13	2565.	110.98	151.74	.99	1.79	25.82
14	-2502.	113.27	-173.42	.89	1.77	24.80
17	2686.	103.97	111.87	1.18	2.01	27.79
18	2655.	106.45	121.42	1.21	1.82	22.58

NOTE- MINUS SIGNS DENOTE OUTLYING VALUES

J130-38 * 1200 HOUR TEST SERIES *

MODE 1

UNIT	FCO X100	FHC X100	FNO X100	STD FCO X100	STD FHC X100	STD FNO X100
1	-.2350	-.1020	-18.1520	-.2390	-.1130	-21.0220
2	.2110	.0700	16.6200	.2140	.0770	19.2310
4	.2090	.0660	16.6830	.2090	.0700	18.8460
5	.2080	.0640	16.7180	.2100	.0720	18.9350
6	.2080	.0640	16.7180	.2100	.0720	18.9350
7	.2080	.0640	16.9720	.2110	.0720	18.9450
8	.2080	.0640	16.9720	.2110	.0720	18.9450
9	.2160	.0790	-17.6990	.2160	.0800	19.3850
10	.2080	.0640	16.9720	.2110	.0720	18.9450
11	-.2560	-.1380	-19.6170	-.2590	-.1510	-22.4530
12	.2080	.0650	16.5260	.2100	.0710	18.8750
13	.2030	.0590	16.4800	.2090	.0700	18.8470
14	.2050	.0610	16.3410	.2120	.0730	19.0150
17	.2120	.0710	16.6210	.2130	.0750	19.1300
18	.2070	.0660	16.3410	.2090	.0700	18.7970

NOTE- MINUS SIGNS DENOTE OUTLYING VALUES

JT3D-3B • 1200 HOUR TEST SERIES •

MODE 1

UNIT	NREC CO FI LB/KLA FU	NREC HC EI LB/KLB FU	NRE CNO EI LB/KLA FU	NR CNOX EI LB/KLA FU	SMK NUMBER CORRECTED
1	103.51	-94.35	1.82	3.11	22.24
2	108.54	118.56	1.79	2.93	22.73
4	110.84	136.42	1.51	2.21	23.14
5	106.20	109.80	1.87	2.91	23.09
6	106.76	107.16	1.33	2.95	21.11
7	108.80	123.99	1.54	-3.44	16.05
8	110.01	111.12	1.83	3.25	17.91
9	106.80	110.75	1.78	-3.39	-0.00
10	108.68	128.32	1.40	-3.47	16.67
11	-88.57	-75.07	1.22	2.71	26.97
12	103.68	123.92	1.59	2.39	25.97
13	107.75	127.22	1.22	2.20	25.82
14	109.93	145.17	1.11	2.21	24.80
17	103.30	106.09	1.46	2.48	27.79
18	105.82	115.34	1.49	2.24	22.58

NOTE- MINUS SIGNS DENOTE OUTLYING VALUES

JT3D-38 * 1200 HOUR TEST SERIES *

MODE 2

UNIT	N1 SPEED PER CENT	N2 SPEED PER CENT	CORR N1 PER CENT	CORR N2 PER CENT
1	36.50	64.50	36.89	65.20
2	37.00	64.50	37.40	65.20
4	37.00	64.00	37.31	64.53
5	37.50	65.00	37.98	-65.83
6	37.00	64.00	37.47	64.82
7	37.00	64.00	37.49	64.85
8	36.40	65.00	36.88	-65.86
9	-39.00	-66.00	-39.08	-66.13
10	36.40	64.00	36.88	64.85
11	36.00	64.00	36.35	64.63
12	36.00	64.00	36.35	64.63
13	37.00	64.00	37.62	65.08
14	37.00	64.00	37.62	65.08
17	36.80	64.00	37.01	64.37
18	36.60	64.00	36.81	64.37

NOTE- MINUS SIGNS DENOTE OUTLYING VALUES

JT3D-38 • 1200 HOUR TEST SERIES •

MODE 2

UNIT	FUEL FLOW LBM/HR	CR F/A X100	PERF F/A X100	TY7 DEG R	EPR	THRUST LAF
1	1380.	.8480	.7890	969.	1.030	1544.
2	1340.	.8190	.7760	996.	1.030	1543.
4	1400.	.8290	.8280	1032.	1.050	1475.
5	1450.	.8300	.8330	1014.	1.040	-1588.
6	1370.	.8150	.7910	978.	1.050	1503.
7	1430.	-.7480	.8470	1032.	1.060	1504.
8	-1500.	.7840	.8610	1014.	1.060	-1589.
9	-1510.	.7630	.8670	1041.	1.030	-1633.
10	1390.	-.7440	.8090	996.	1.030	1504.
11	1340.	.8210	.7820	996.	1.030	1489.
12	1390.	.8190	.8110	1014.	1.060	1487.
13	1410.	.8120	.8470	1032.	1.030	1546.
14	1300.	.8010	-.7540	-960.	1.040	1546.
17	1440.	.8090	.8520	1014.	1.040	1475.
18	1400.	.8830	.8420	1050.	1.050	1474.

NOTE - MINUS SIGNS DENOTE OUTLYING VALUES

JT30-38 • 1200 HOUR TEST SERIES •

MODE 2

UNIT	CORR FU FL LBM/HR	COR CR F/A X100	COR PF F/A X100	CORR TT7 DEG R	COR THRUST LBF
1	1372.	.8670	.8060	990.	1552.
2	1333.	.8370	.7930	1017.	1552.
4	1407.	.8430	.8420	1049.	1495.
5	1448.	.8510	.8540	1040.	-1606.
6	1368.	.8360	.8110	1003.	1519.
7	1428.	.7680	.8690	1059.	1522.
8	-1498.	.8050	.8840	1041.	-1608.
9	-1510.	-.7660	.8700	1045.	-1637.
10	1388.	-.7640	.8300	1022.	1522.
11	1340.	.8370	.7970	1015.	1503.
12	1381.	.8350	.8270	1034.	1503.
13	1383.	.8390	.8760	1067.	1541.
14	-1274.	.8280	.7800	992.	1541.
17	1438.	.8180	.8620	1026.	1482.
18	1399.	-.8930	.8520	1062.	1482.

NOTE- MINUS SIGNS DENOTE OUTLYING VALUES

JT3D-38 • 1200 HOUR TEST SERIES •

MODE 2

UNIT	CO2 CONC PER CENT	CO CONC PPM	HC CONC PPM	NO CONC PPM	NOX CONC PPM
1	1.515	934.3	554.2	7.6	13.7
2	1.471	866.2	517.1	7.6	13.2
3	1.470	884.5	581.3	6.4	10.7
5	1.502	836.1	499.0	7.6	14.2
6	1.478	850.2	474.3	5.7	14.5
7	-1.339	784.5	488.1	6.3	14.9
8	1.431	796.3	-427.5	7.7	15.2
9	1.413	-741.3	-363.8	7.7	-15.6
10	-1.329	767.8	495.6	5.3	15.0
11	1.482	826.0	498.7	4.6	10.4
12	1.473	811.8	519.8	6.7	11.1
13	1.440	854.2	569.6	5.0	10.2
14	1.391	863.7	-652.2	4.6	9.8
17	1.477	809.6	444.4	6.2	11.4
18	-1.595	909.8	532.5	6.9	11.1

NOTE- MINUS SIGNS DENOTE OUTLYING VALUES

JT30-38 • 1200 HOUR TEST SERIES •

MODE 2

UNIT	CO2 EI LB/KLB FU	CO EI LB/KLB FU	HC EI LB/KLB FU	NO EI LB/KLB FU	NOX EI LB/KLB FU	SMK NUMBER FRONT SIDE
1	2696.	105.83	107.85	1.41	2.55	23.06
2	2712.	101.65	104.25	1.46	2.55	24.52
4	2677.	102.54	115.78	1.22	2.03	25.59
5	2732.	96.77	99.22	1.45	2.69	23.09
6	2735.	100.16	95.99	1.10	2.88	22.08
7	2702.	100.78	107.73	1.32	-3.14	18.13
8	2756.	97.57	90.00	1.54	3.07	17.88
9	-2793.	93.30	-78.66	1.59	-3.23	-0.00
10	2698.	99.21	110.02	1.12	-3.18	16.36
11	2727.	96.68	100.28	.88	1.99	28.24
12	2716.	95.27	104.79	1.30	2.13	26.92
13	2679.	101.14	115.86	.97	1.99	26.89
14	-2624.	103.70	-134.52	.90	1.93	24.48
17	2756.	96.17	90.69	1.21	2.22	27.57
18	2727.	98.99	99.53	1.23	1.99	22.08

NOTE- MINUS SIGNS DENOTE OUTLYING VALUES

JT3D-3B * 1200 HOUR TEST SERIES *

MODE 2

UNIT	FCO X100	FMC X100	FNO X100	STD FCO X100	STD FMC X100	STD FNO X100
1	.2150	.1020	18.1520	.2390	.1130	21.0220
2	.2150	.1020	18.1540	.2390	.1130	21.0220
4	.2110	.0990	18.2800	.2340	.1050	20.6440
5	.2400	.1080	-18.8400	-.2440	-.1220	-21.3470
6	.2110	.0970	18.3620	.2360	.1090	20.8180
7	.2110	.0970	18.6460	.2360	.1090	20.8360
8	.2410	.1080	-19.1320	-.2440	-.1220	-21.3450
9	-.2450	-.1240	-19.6530	-.2460	-.1260	-21.5290
10	.2110	.0970	18.6460	.2360	.1090	20.8360
11	.2120	.0970	18.1110	.2350	.1060	20.7150
12	.2110	.0980	18.1220	.2350	.1060	20.7150
13	.2110	.0930	18.2980	.2380	.1120	20.9580
14	.2310	.0930	17.9850	.2380	.1120	20.9580
17	.2110	.0980	17.8740	.2330	.1030	20.5790
18	.2110	.0980	17.8810	.2330	.1030	20.5790

NOTE- MINUS SIGNS DENOTE OUTLYING VALUES

JT30-38 • 1200 HOUR TEST SERIES •

MODE 2

UNIT	NREC CO EI LB/KLB FU	NREC HC EI LB/KLB FU	NRE CNO EI LB/KLB FU	NR CNOX EI LB/KLB FU	SMK NUMFR CORRECTED
1	104.34	96.96	1.76	3.17	23.06
2	100.23	93.75	1.81	3.18	24.52
4	102.13	108.49	1.48	2.46	25.59
5	95.50	88.18	1.77	3.28	23.09
6	98.85	85.42	1.34	3.41	22.08
7	99.46	95.53	1.59	-3.77	18.13
8	96.28	-79.70	1.85	-3.68	17.88
9	93.13	-77.29	1.87	-3.81	-0.00
10	97.91	97.57	1.35	-3.82	16.36
11	95.80	91.90	1.08	2.45	28.24
12	94.47	96.20	1.60	2.62	26.92
13	98.15	96.42	1.19	2.45	26.89
14	100.60	111.85	1.13	2.42	24.48
17	95.54	85.25	1.50	2.75	27.57
18	98.39	94.34	1.52	2.46	22.08

NOTE- MINUS SIGNS DENOTE OUTLYING VALUES

JT3D-3A * 1200 HOUR TEST SERIES *

MODE 3

UNIT	N1 SPEED PER CENT	N2 SPEED PER CENT	CORR N1 PER CENT	CORR N2 PER CENT
1	102.00	100.00	103.10	101.08
2	102.00	99.50	103.10	100.57
4	102.00	100.20	102.85	101.03
5	102.00	100.00	103.30	101.28
6	103.50	100.00	104.82	101.28
7	102.50	99.00	103.86	100.31
8	101.90	100.00	103.25	101.33
9	-100.30	101.00	-100.49	101.20
10	101.80	101.00	103.15	102.34
11	102.00	101.00	103.00	101.99
12	103.00	100.00	104.01	100.98
13	103.30	100.50	105.04	102.19
14	103.80	101.00	-105.54	102.70
17	103.00	100.00	103.60	100.58
18	103.10	99.50	103.70	100.08

NOTE- MINUS SIGNS DENOTE OUTLYING VALUES

JT3D-38 * 1200 HOUR TEST SERIES *

MODE 3

UNIT	FUEL FLOW LBM/HR	CR F/A X100	PERF F/A X100	TT7 DEG R	EPR	THRUST LBF
1	9500.	1.5130	1.3060	1356.	1.840	17816.
2	9500.	1.5710	1.3140	1374.	1.840	17813.
4	9400.	1.5030	1.2820	1356.	1.840	17672.
5	9420.	1.5280	1.2960	1374.	1.840	17713.
6	-9000.	1.5630	-1.2460	1392.	1.840	17713.
7	9700.	1.4850	1.3510	1410.	1.840	17695.
8	9820.	1.5320	1.3500	1374.	1.840	17695.
9	9600.	1.5510	1.3500	1410.	1.840	17872.
10	9200.	1.4930	-1.2640	1374.	1.840	17695.
11	9600.	1.5030	1.3230	1374.	1.840	17736.
12	9300.	1.5320	1.2880	1392.	1.840	17718.
13	9700.	1.5770	1.3710	1410.	1.840	17956.
14	9400.	1.5850	1.3200	1392.	1.840	17965.
17	9700.	1.5400	1.3440	1374.	1.840	17831.
18	9800.	1.5820	1.3740	1410.	1.840	17819.

NOTE- MINUS SIGNS DENOTE OUTLYING VALUES

JT30-38 * 1200 HOUR TEST SERIES *

MODE 3

UNIT	CORR FU FL LBM/HR	COR CR F/A X100	COR PF F/A X100	CORR TT7 DEG R	COR THRUST LBF
1	9447.	1.5460	1.3340	1385.	1790A.
2	9449.	1.6050	1.3430	1403.	1790A.
4	9447.	1.5280	1.3030	137A.	1790A.
5	9404.	1.5670	1.3290	1409.	1790A.
6	-8985.	1.6030	1.2780	1427.	1790A.
7	968A.	1.5240	1.3870	1447.	1790A.
8	980A.	1.5730	1.3860	1410.	1790A.
9	9601.	1.5570	1.3550	1415.	1790A.
10	9189.	1.5330	1.2980	1410.	1790A.
11	9599.	1.5320	1.3490	1401.	1790A.
12	930A.	1.5620	1.3140	1419.	1790A.
13	9514.	1.6310	-1.4170	-1457.	1790B.
14	9215.	1.6390	1.3650	1439.	1790A.
17	9686.	1.5580	1.3590	1390.	1790A.
18	9792.	1.6010	1.3900	1426.	1790A.

NOTE- MINUS SIGNS DENOTE OUTLYING VALUES

JT30-38 * 1200 HOUR TEST SERIES *

MODE 3

UNIT	CORR FU FL LBM/HR	COR CB F/A X100	COR PF F/A X100	COR TT7 DEG R	COR THRUST LBF
1	9447.	1.5460	1.3340	1385.	1790A.
2	9449.	1.6050	1.3430	1403.	1790A.
4	9447.	1.5280	1.3030	137A.	1790A.
5	9404.	1.5670	1.3290	1409.	1790A.
6	-8985.	1.6030	1.2780	1427.	1790A.
7	9688.	1.5240	1.3870	1447.	1790A.
8	9808.	1.5730	1.3860	1410.	1790A.
9	9601.	1.5570	1.3550	1415.	1790A.
10	9189.	1.5330	1.2980	1410.	1790A.
11	9599.	1.5320	1.3490	1401.	1790A.
12	9308.	1.5620	1.3140	1419.	1790A.
13	9514.	1.6310	-1.4170	-1457.	1790B.
14	9215.	1.6390	1.3650	1439.	1790A.
17	9686.	1.5580	1.3590	1390.	1790A.
18	9792.	1.6010	1.3900	1426.	1790A.

NOTE- MINUS SIGNS DENOTE OUTLYING VALUES

JT3D-38 * 1200 HOUR TEST SERIES *

MODE 3

UNIT	CO2 CONC PER CENT	CO CONC PPM	HC CONC PPM	NO CONC PPM	NOX CONC PPM
1	3.191	-30.2	4.7	84.0	81.8
2	3.315	27.3	6.7	87.0	84.5
4	3.168	22.2	2.7	90.2	89.4
5	3.220	25.9	5.9	86.6	82.2
6	3.297	27.6	2.5	85.0	81.7
7	3.128	25.1	6.4	91.1	94.7
8	3.231	20.5	4.3	96.0	98.0
9	3.272	24.1	1.9	89.0	86.3
10	3.148	23.6	2.4	91.0	90.7
11	3.166	20.9	4.8	94.4	94.5
12	3.228	22.2	4.8	90.9	91.8
13	3.328	20.9	4.4	95.2	91.6
14	3.345	18.5	3.9	99.4	97.0
17	3.250	17.6	3.2	102.5	100.0
18	3.339	19.3	3.4	94.2	93.1

NOTE- MINUS SIGNS DENOTE OUTLYING VALUES

JT3D-38 • 1200 HOUR TEST SERIES •

MODE 3

UNIT	CO ₂ EI LB/KLB FU	CO EI LB/KLB FU	HC EI LB/KLB FU	NO EI LB/KLB FU	NO _x EI LB/KLB FU	SMK NUMBER FRONT SIDE
1	3154.	-1.90	.51	8.68	8.68	52.82
2	3154.	1.65	.70	8.65	8.65	52.10
4	3153.	1.40	.30	9.39	9.39	51.38
5	3152.	1.61	.63	8.86	8.86	49.80
6	3153.	1.68	.26	8.49	-8.49	52.70
7	3151.	1.61	.71	9.60	9.97	49.40
8	3153.	1.28	.46	9.80	10.00	46.32
9	3153.	1.48	.20	8.96	8.96	48.04
10	3153.	1.50	.26	9.53	9.53	48.18
11	3150.	1.32	.52	9.82	9.83	51.56
12	3150.	1.38	.51	9.28	9.37	53.78
13	3153.	1.26	.46	9.43	9.43	54.75
14	3153.	1.11	.40	9.80	9.80	49.74
17	3153.	1.09	.34	-10.40	-10.40	54.10
18	3153.	1.16	.35	9.30	9.30	54.19

NOTE- MINUS SIGNS DENOTE OUTLYING VALUES

JT3D-38 • 1200 HOUR TEST SERIES •

MODE 3

UNIT	FCO X100	FHC X100	FNO X100	STD FCO X100	STD FHC X100	STD FNO X100
1	73.3340	68.1390	81.3560	87.0220	81.4590	95.6410
2	77.4670	61.6060	79.5760	92.5370	73.5130	93.5100
4	73.8640	71.4930	83.4540	83.6230	80.6990	95.4440
5	75.7820	69.2360	83.5970	92.7300	84.8140	96.4920
6	81.0490	69.2360	83.5970	99.7650	84.8140	96.4920
7	62.9430	56.7480	81.2560	76.8040	69.7530	92.4350
8	76.5190	69.4540	84.9480	94.4170	85.6770	96.7070
9	87.2180	80.9090	87.5300	90.0900	83.4220	96.1420
10	79.2210	84.8280	-88.7600	97.4300	105.0150	101.1210
11	80.3770	83.7420	85.8250	93.6430	97.8560	99.5680
12	76.1980	68.6230	82.1720	88.8110	79.8360	95.2190
13	87.2790	75.4570	85.6090	116.9460	101.8700	100.4490
14	93.6130	83.2550	85.9980	-125.9990	-112.7540	102.7080
17	76.9230	67.0870	80.6010	84.4820	73.6880	93.5570
18	78.8660	60.6670	78.8500	86.7870	66.5040	91.4700

NOTE- MINUS SIGNS DENOTE OUTLYING VALUES

JT3D-38 * 1200 HOUR TEST SERIES *

MODE 3

UNIT	NREC CO FI LB/KLB FU	NREC HC EI LB/KLB FU	NRE CNO EI LB/KLB FU	NR CNOX EI LB/KLB FU	SMK NUMBER CORRECTED
1	1.60	.42	10.95	10.95	52.82
2	1.38	.59	10.92	10.92	52.10
4	1.24	.26	11.53	11.53	51.38
5	1.32	.51	10.98	10.98	49.80
6	1.37	.21	10.53	10.53	52.70
7	1.32	.58	10.92	11.35	49.40
8	1.03	.37	11.15	11.38	46.32
9	1.43	.20	10.57	10.57	48.04
10	1.22	.21	11.65	11.65	48.18
11	1.14	.44	11.39	11.41	51.56
12	1.19	.44	11.55	11.66	53.78
13	.94	.34	11.07	11.07	54.75
14	.82	.30	11.70	11.70	49.74
17	.99	.31	12.07	12.07	54.10
18	1.85	.32	10.79	10.79	54.19

NOTE- MINUS SIGNS DENOTE OUTLYING VALUES

JT3D-3B * 1200 HOUR TEST SERIES *

MODE 4

UNIT	N1 SPEED PER CENT	N2 SPEED PER CENT	CORR N1 PER CENT	CORR N2 PER CENT
1	96.00	98.50	97.03	99.56
2	95.50	97.00	96.53	98.05
4	96.00	98.20	96.80	99.01
5	96.00	97.50	97.23	98.75
6	97.00	97.50	98.24	98.75
7	96.30	97.00	97.58	98.29
8	95.60	98.00	96.87	99.30
9	96.50	98.00	96.69	98.19
10	95.80	98.00	97.07	99.30
11	97.00	99.00	97.95	99.97
12	96.50	98.00	97.44	98.96
13	96.40	97.50	98.02	98.14
14	96.80	98.50	98.43	100.15
17	95.80	97.50	96.36	98.07
18	96.50	97.00	97.06	97.57

NOTE- MINUS SIGNS DENOTE OUTLYING VALUES

JT30-38 * 1200 HOUR TEST SERIES *

MODE 4

UNIT	FUEL FLOW LBM/HR	CB F/A X100	PERF F/A X100	TT7 DEG R	EPR	THRUST LRF
1	8000.	1.3560	1.2230	1284.	1.650	15132.
2	7530.	1.3850	1.1510	1284.	1.650	15129.
4	7600.	1.3480	1.1520	1284.	1.650	15009.
5	-7250.	1.3670	-1.1020	1284.	1.650	15044.
6	-8320.	1.4040	1.2560	1266.	1.650	15044.
7	8100.	-1.3090	1.2470	1320.	1.650	15029.
8	7990.	1.3590	1.2130	1284.	1.650	15029.
9	8000.	-1.3070	1.2440	1320.	1.650	15180.
10	7600.	1.3260	1.1540	1284.	1.650	15029.
11	8200.	1.3630	1.2480	1284.	1.650	15064.
12	7600.	1.3340	1.1630	1302.	1.650	15049.
13	7900.	1.3820	1.2260	1302.	1.650	15251.
14	7700.	1.3820	1.1870	1284.	1.650	15258.
17	7800.	1.3430	1.1850	1266.	1.650	15144.
18	8100.	1.4000	1.2640	1338.	1.650	15134.

NOTE- MINUS SIGNS DENOTE OUTLYING VALUES

JT3D-3B • 1200 HOUR TEST SERIES •

MODE 4

UNIT	CORR FU FL LBM/HR	COR CB F/A X100	COR PF F/A X100	CORR TT7 DEG R	COR THRUST LBF
1	7956.	1.3860	1.2490	1312.	15210.
2	7490.	1.4150	1.1760	1312.	15210.
4	7638.	1.3710	1.1710	1305.	15210.
5	-7238.	1.4020	-1.1300	1317.	15210.
6	-8306.	1.4400	1.2880	1298.	15210.
7	8090.	1.3440	1.2800	-1355.	15210.
8	7980.	1.3960	1.2450	1318.	15210.
9	8001.	-1.3120	1.2490	1325.	15210.
10	7591.	1.3610	1.1850	1318.	15210.
11	8199.	1.3900	1.2720	1309.	15210.
12	7607.	1.3600	1.1860	1327.	15210.
13	7749.	1.4290	1.2670	1346.	15210.
14	7549.	1.4280	1.2270	1327.	15210.
17	7748.	1.3590	1.1990	1281.	15210.
18	8093.	1.4170	1.2790	1353.	15210.

NOTE- MINUS SIGNS DENOTE OUTLYING VALUES

JT3D-34 • 1200 HOUR TEST SERIES •

MODE 4

UNIT	CO ₂ CONC PER CENT	CO CONC PPM	HC CONC PPM	NO CONC PPM	NO _x CONC PPM
1	2.856	-38.1	2.3	65.9	67.3
2	2.917	35.8	2.7	65.4	67.3
4	2.878	29.8	1.9	68.4	70.5
5	2.877	34.2	2.6	69.5	65.6
6	2.957	34.6	1.3	67.3	67.0
7	-2.754	31.4	3.1	68.4	71.8
8	2.862	26.4	2.3	72.5	74.9
9	-2.749	31.2	1.3	71.3	71.6
10	2.790	31.4	1.3	67.5	71.6
11	2.867	26.3	2.8	74.5	77.0
12	2.805	29.9	2.7	69.3	72.5
13	2.909	30.3	2.3	68.1	69.1
14	2.909	28.2	2.2	69.8	72.9
17	2.828	25.3	1.8	73.5	74.4
18	2.949	28.2	1.9	69.2	70.3

NOTE - MINUS SIGNS DENOTE OUTLYING VALUES

JT30-38 • 1200 HOUR TEST SERIES •

MODE 4

UNIT	CO2 EI LB/KLB FU	CO EI LB/KLB FU	HC EI LB/KLB FU	NO FI LB/KLB FU	NOX EI LB/KLB FU	SMK NUMBER FRONT SIDE
1	3153.	-2.68	.28	7.60	7.76	52.37
2	3153.	2.46	.32	7.39	7.60	55.61
4	3152.	2.10	.23	7.94	8.19	54.29
5	3151.	2.39	.31	7.95	7.95	54.01
6	3152.	2.35	.15	7.50	7.50	51.26
7	3151.	2.29	.39	8.18	8.60	51.84
8	3152.	1.85	.28	8.35	8.62	48.29
9	3152.	2.28	.16	8.55	8.58	49.48
10	3152.	2.26	.16	7.97	8.46	47.95
11	3150.	1.84	.33	8.55	8.84	53.23
12	3149.	2.14	.34	8.13	8.51	55.03
13	3152.	2.09	.28	7.71	7.83	56.36
14	3152.	1.95	.26	7.90	8.26	53.31
17	3152.	1.79	.21	8.56	8.67	55.42
18	3152.	1.92	.22	7.73	7.86	56.32

NOTE- MINUS SIGNS DENOTE OUTLYING VALUES

JT3D-3B • 1200 HOUR TEST SERIES •

MODE 4

UNIT	FCO X100	FHC X100	FNO X100	STD FCO X100	STD FHC X100	STD FNO X100
1	47.7200	50.2290	76.0740	55.3450	59.7870	89.3510
2	42.4370	36.5460	70.8880	49.1900	43.2980	83.1760
4	45.8130	47.5280	76.2780	50.9310	53.4090	87.1570
5	43.9200	41.5860	74.7170	52.0980	50.5090	86.0900
6	46.6260	41.5860	74.7170	55.5830	50.5090	86.0900
7	38.1220	37.5310	74.1630	45.1040	45.8050	84.2410
8	45.8330	46.2620	77.6780	54.7390	56.6620	88.3000
9	41.3130	43.4940	76.3260	42.3730	44.7750	83.8090
10	43.4860	46.2620	77.6780	51.7050	56.6620	88.3000
11	50.9580	55.9130	78.5330	58.1810	64.9950	91.0090
12	43.8340	45.6170	75.1040	49.7610	52.7930	86.9340
13	44.7060	41.1360	74.9100	56.8740	54.7910	87.6490
14	49.6440	50.4230	77.0240	-63.4420	-67.5240	91.7770
17	41.6770	39.7930	71.8050	45.0220	43.5370	83.2800
18	43.0230	35.4490	69.9610	46.5800	38.7070	81.0320

NOTE- MINUS SIGNS DENOTE OUTLYING VALUES

JT3D-3B • 1200 HOUR TEST SERIES •

MODE 4

UNIT	NREC CO EI LB/KLA FU	NREC MC EI LB/KLA FU	NRE CNO EI LB/KLB FU	NR CNOX EI LB/KLA FU	SMK NUMBER CORRECTED
1	2.31	.24	9.59	9.79	52.37
2	2.12	.27	9.31	9.58	55.61
4	1.89	.20	9.75	10.05	54.29
5	2.01	.25	9.84	9.84	54.01
6	1.97	.12	9.28	9.28	51.26
7	1.93	.32	9.98	10.49	51.84
8	1.55	.23	10.19	10.52	48.29
9	2.22	.16	10.08	10.12	49.48
10	1.90	.13	9.73	10.33	47.95
11	1.61	.29	10.64	11.00	53.23
12	1.88	.29	10.11	10.58	55.03
13	1.64	.21	9.69	9.84	56.36
14	1.52	.19	10.12	10.57	53.31
17	1.66	.20	-10.66	10.80	55.42
18	1.77	.20	9.63	9.78	56.32

NOTE- MINUS SIGNS DENOTE OUTLYING VALUES

JT3D-38 • 1200 HOUR TEST SERIES •

MONF 5

UNIT	N1 SPEED PER CENT	N2 SPEED PER CENT	CORR N1 PER CENT	CORR N2 PER CENT
1	85.00	93.50	85.92	94.51
2	85.00	92.50	85.92	93.50
4	85.50	93.50	86.21	94.28
5	-83.50	-92.00	84.57	93.18
6	86.00	93.00	87.10	94.19
7	85.80	92.50	86.94	93.73
8	85.00	92.50	86.13	93.73
9	85.50	93.00	85.67	93.18
10	84.20	93.00	85.32	94.23
11	85.50	94.00	86.34	94.92
12	85.50	94.00	86.34	94.92
13	85.90	93.00	87.34	94.56
14	86.00	93.50	87.44	95.07
17	85.10	93.00	85.60	93.54
18	85.50	92.50	86.00	93.04

NOTE- MINUS SIGNS DENOTE OUTLYING VALUES

JT3D-38 • 1200 HOUR TEST SERIES •

MODE 5

UNIT	FUEL FLOW LBM/HR	CB F/A X100	PERF F/A X100	TT7 DEG R	EPR	THRUST LRF
1	5600.	1.1340	1.0610	1167.	1.390	10675.
2	5170.	1.1470	.9910	1194.	1.390	10673.
4	5200.	1.1130	.9890	1194.	1.390	10588.
5	4950.	1.1120	-.9290	1158.	1.390	10613.
6	5000.	1.1610	.9380	1158.	1.390	10613.
7	5800.	-1.0670	1.1130	1212.	1.390	10602.
8	5610.	1.1270	1.0680	1194.	1.390	10602.
9	5600.	-1.0640	1.0850	1212.	1.390	10709.
10	5100.	-1.0690	.9490	-1140.	1.390	10602.
11	5500.	1.1150	1.0420	1176.	1.390	10627.
12	5200.	1.1330	.9990	1212.	1.390	10616.
13	5500.	1.1330	1.0630	1194.	1.390	10759.
14	5200.	1.1320	.9900	1158.	1.390	10764.
17	5300.	1.1160	1.0170	1194.	1.390	10684.
18	5200.	1.1690	1.0040	1212.	1.390	10676.

NOTE- MINUS SIGNS DENOTE OUTLYING VALUES

JT30-3B • 1200 HOUR TEST SERIES •

MODE 5

UNIT	CORR F _U FL LBM/HR	COR CB F/A X100	COR PF F/A X100	CORR TT7 DEG R	COR THRUST LBF
1	5569.	1.1580	1.0840	1192.	10730.
2	5142.	1.1720	1.0120	1220.	10730.
4	5226.	1.1320	1.0050	1214.	10730.
5	4941.	1.1400	.9530	1187.	10730.
6	4991.	1.1910	.9630	1187.	10730.
7	5793.	-1.0950	1.1420	1244.	10730.
8	5607.	1.1570	1.0970	1226.	10730.
9	5600.	-1.0680	1.0890	1216.	10730.
10	5094.	-1.0980	.9740	1170.	10730.
11	5500.	1.1370	1.0620	1199.	10730.
12	5205.	1.1550	1.0180	1236.	10730.
13	5395.	1.1710	1.0990	1234.	10730.
14	5098.	1.1710	1.0240	1197.	10730.
17	5292.	1.1290	1.0290	1208.	10730.
18	5196.	1.1830	1.0160	1226.	10730.

NOTE- MINUS SIGNS DENOTE OUTLYING VALUES

JT3D-3B • 1200 HOUR TEST SERIES •

MODE 5

UNIT	CO2 CONC PER CENT	CO CONC PPM	HC CONC PPM	NO CONC PPM	NOX CONC PPM
1	2.377	81.7	2.8	40.7	46.6
2	2.405	81.0	3.2	40.2	46.1
4	2.331	82.7	3.2	37.5	45.5
5	2.326	-94.3	3.6	40.9	42.7
6	2.434	74.1	2.1	41.1	47.5
7	-2.232	78.0	3.7	40.7	48.4
8	2.362	66.0	2.1	43.2	51.3
9	-2.228	72.2	2.3	40.8	47.7
10	-2.238	82.4	2.8	38.0	48.0
11	2.335	69.3	2.9	40.6	47.8
12	2.373	74.1	3.1	41.0	46.8
13	2.374	79.2	3.2	38.7	45.9
14	2.371	81.1	3.4	38.3	46.8
17	2.339	71.6	2.4	41.1	48.3
18	2.450	84.7	3.0	38.4	46.0

NOTE- MINUS SIGNS DENOTE OUTLYING VALUES

JT3D-3B • 1200 HOUR TEST SERIES •

MODE 5

UNIT	CO ₂ EI LB/KLR FU	CO EI LB/KLR FU	HC EI LB/KLR FU	NO EI LB/KLR FU	NO _x EI LB/KLB FU	SMK NUMRER FRONT SIDE
1	3146.	6.89	.41	5.63	6.46	51.05
2	3146.	6.74	.46	5.50	6.31	52.42
4	3143.	7.10	.47	5.29	6.42	55.40
5	3142.	-8.11	.53	5.77	6.03	53.17
6	3145.	6.09	.30	5.56	6.42	50.80
7	3143.	6.99	.57	6.00	7.13	49.93
8	3146.	5.59	.31	6.01	7.14	48.29
9	3145.	6.49	.35	6.02	7.04	48.56
10	3143.	7.36	.44	5.58	7.05	47.71
11	3143.	5.33	.42	5.72	6.73	50.00
12	3143.	6.24	.45	5.68	6.49	55.12
13	3144.	6.67	.46	5.36	6.36	55.77
14	3144.	6.84	.50	5.30	6.49	53.77
17	3145.	6.13	.36	5.78	6.79	55.53
18	3144.	6.92	.43	5.15	6.18	55.79

NOTE- MINUS SIGNS DENOTE OUTLYING VALUES

JT3D-3B • 1200 HOUR TEST SERIES •

MODE 5

UNIT	FCO X100	FHC X100	FNO X100	STD FCO X100	STD FHC X100	STD FNO X100
1	19.6620	15.7000	58.4640	22.0920	18.4160	68.4600
2	17.7080	12.1720	55.1380	19.8750	14.2320	64.5190
4	19.1310	15.6220	59.2450	20.7550	17.3700	67.5460
5	16.1370	11.0100	55.1730	18.3590	13.1200	63.3200
6	19.3550	14.2060	58.5130	22.1740	16.9870	67.2020
7	16.2860	12.5790	57.7790	18.5620	15.1050	65.4100
8	17.4940	12.5790	57.7790	20.0530	15.1050	65.4100
9	16.5010	12.7910	57.7110	-16.8240	13.1330	63.3350
10	17.3460	14.2880	59.5000	19.7990	17.1890	67.3840
11	20.3990	17.7980	60.6540	22.5810	20.4170	70.0970
12	20.8730	17.8300	60.6920	23.1180	20.4170	70.0970
13	18.7310	14.3090	58.9450	22.6190	18.6730	68.6770
14	19.8490	16.1940	59.6190	24.0140	21.2010	70.7640
17	17.8190	13.2570	55.8650	18.9350	14.4010	64.6960
18	17.9680	11.7680	54.3570	19.1170	12.7580	62.9130

NOTE- MINUS SIGNS DENOTE OUTLYING VALUES

JT3D-3B * 1200 HOUR TEST SERIES *

MODF 5

UNIT	NREC CO LB/KLB FU	EI FU	NREC HC LB/KLB FU	EI FU	NRE CNO LB/KLB FU	EI FU	NR CNOX LB/KLB FU	EI FU	SMK NUMBER CORRECTED
1	6.13		.35		7.0A		8.12		51.05
2	6.01		.39		6.91		7.92		52.42
4	6.55		.43		6.47		7.86		55.40
5	7.12		.45		7.11		7.44		53.17
6	5.32		.25		6.86		7.91		50.80
7	6.13		.47		7.29		8.66		49.93
8	4.88		.26		7.31		8.68		48.29
9	6.36		.34		7.10		8.30		48.56
10	6.45		.36		6.78		8.57		47.71
11	5.36		.37		7.10		8.35		50.00
12	5.64		.39		7.05		8.04		55.12
13	5.53		.36		6.71		7.96		55.77
14	5.65		.38		6.75		8.26		53.77
17	5.77		.33		7.19		8.45		55.53
18	6.50		.39		6.40		7.68		55.79

NOTE- MINUS SIGNS DENOTE OUTLYING VALUES

JT3D-38 * 1200 HOUR TEST SERIES *

MODE 6

UNIT	N1 SPEED PER CENT	N2 SPEED PER CENT	CORR N1 PER CENT	CORR N2 PER CENT
1	67.00	86.00	67.72	86.93
2	66.50	84.50	67.22	85.41
4	67.50	85.50	68.06	86.21
5	68.00	85.50	68.87	86.59
6	69.50	85.50	70.39	86.59
7	70.00	86.00	-70.93	87.14
8	66.90	85.00	67.79	86.13
9	66.50	85.00	66.63	85.16
10	66.80	85.00	67.69	86.13
11	67.00	86.00	67.66	86.84
12	67.50	87.00	68.16	87.85
13	69.00	85.00	70.16	86.43
14	70.50	86.50	-71.68	-87.95
17	67.40	85.00	67.79	85.50
18	67.50	85.00	67.89	85.50

NOTE- MINUS SIGNS DENOTE OUTLYING VALUES

JT30-39 * 1200 HOUR TEST SERIES *

MODE 6

UNIT	FUEL FLOW LRM/HR	CB F/A X100	PERF F/A X100	TT7 DEG P	EPR	THRUST LRF
1	2970.	.8870	.8080	-1032.	1.170	5651.
2	3030.	.8700	.8380	1068.	1.170	5650.
4	2990.	.8930	.8270	1086.	1.170	-5605.
5	3040.	.8730	.8430	1086.	1.170	5618.
6	3250.	.9000	.8790	-1032.	1.170	5618.
7	-3290.	-.8160	.9040	1068.	1.170	-5612.
8	-2780.	-.8240	-.7640	1068.	1.170	-5612.
9	2900.	-.8060	.8110	1086.	1.170	5669.
10	3050.	-.7850	.8310	1050.	1.170	-5612.
11	2930.	.8380	.8070	1068.	1.170	5625.
12	3020.	.8620	.8370	1086.	1.170	5620.
13	3120.	.8700	.8770	1086.	1.170	5695.
14	3230.	.8930	.8930	1050.	1.170	5698.
17	3110.	.8620	.8610	1068.	1.170	5655.
18	3080.	.9220	.8730	1122.	1.170	5652.

NOTE- MINUS SIGNS DENOTE OUTLYING VALUES

JT3D-3H * 1200 HOUR TEST SERIES *

MODE 6

UNIT	CORR FU FL LBM/HR	COR CB F/A X100	COR PF F/A X100	CORR TT7 DEG R	COR THRUST LBF
1	2954.	.9060	.8250	1054.	5680.
2	3014.	.8890	.8560	1091.	5680.
4	3005.	.9080	.8410	1104.	5680.
5	3035.	.8960	.8640	1114.	5680.
6	3244.	.9230	.9010	1058.	5680.
7	-3286.	-.8380	-.9280	1096.	5680.
8	-2777.	.8460	-.7840	1096.	5680.
9	2900.	-.8100	.8140	1090.	5680.
10	3046.	-.8060	.8530	1078.	5680.
11	2930.	.8540	.8220	1089.	5680.
12	3023.	.8790	.8540	1107.	5680.
13	3060.	.9000	.9060	1122.	5680.
14	3167.	.9230	-.9240	1085.	5680.
17	3105.	.8720	.8710	1080.	5680.
18	3077.	.9330	.8830	1135.	5680.

NOTE- MINUS SIGNS DENOTE OUTLYING VALUES

JT3D-3B • 1200 HOUR TEST SERIES •

MODE 6

UNIT	CO2 CONC PER CENT	CO CONC PPM	HC CONC PPM	NO CONC PPM	NOX CONC PPM
1	1.830	-244.5	22.6	24.2	28.0
2	1.798	220.0	19.5	24.5	27.6
4	1.848	195.4	17.9	20.6	26.6
5	1.805	203.2	18.2	25.7	27.3
6	1.865	191.5	14.1	20.9	30.4
7	-1.685	191.3	20.1	24.7	30.1
8	1.703	191.8	16.3	24.1	29.4
9	-1.669	177.7	12.3	20.4	28.4
10	-1.619	204.0	21.7	-18.3	28.8
11	1.729	203.4	16.3	21.5	25.3
12	1.780	213.0	16.2	23.9	26.4
13	1.800	189.9	18.9	18.9	26.0
14	1.849	182.9	19.0	21.0	27.9
17	1.784	186.6	15.0	19.8	26.6
18	1.909	207.4	17.6	21.2	26.9

NOTE- MINUS SIGNS DENOTE OUTLYING VALUES

JT3D-3A • 1200 HOUR TEST SERIES •

MODE 6

UNIT	CO2 EI LB/KLB FU	CO EI LB/KLB FU	HC EI LB/KLB FU	NO EI LB/KLB FU	NOX EI LB/KLB FU	SMK NUMRER FRONT SIDE
1	3105.	-26.40	4.20	4.28	4.97	38.50
2	3110.	24.22	3.69	4.43	4.99	42.60
4	3114.	20.96	3.29	3.64	4.69	47.64
5	3111.	22.30	3.42	4.64	4.92	45.78
6	3117.	20.37	2.57	3.65	5.30	46.10
7	3109.	22.47	4.06	4.76	5.81	43.01
8	3112.	22.31	3.26	4.61	5.61	39.79
9	3116.	21.11	2.50	3.98	5.55	37.66
10	3104.	24.90	4.56	3.68	5.78	37.66
11	310A.	23.27	3.20	4.04	4.76	48.48
12	310A.	23.67	3.09	4.36	4.83	48.89
13	3113.	20.90	3.57	3.42	4.71	47.58
14	3115.	19.61	3.50	3.69	4.91	46.96
17	3115.	20.74	2.87	3.61	4.86	48.09
18	3113.	21.53	3.14	3.62	4.59	46.53

NOTE- MINUS SIGNS DENOTE OUTLYING VALUES

JT3D-3A • 1200 HOUR TEST SERIES •

MODE 6

UNIT	FCO X100	FHC X100	FNO X100	STD FCO X100	STD FHC X100	STD FNO X100
1	6.9610	2.9780	39.7220	7.6090	3.4320	46.3400
2	6.0110	2.2320	37.1510	6.5510	2.5630	43.3080
4	6.7330	2.7310	39.4970	7.1590	2.9930	44.8960
5	6.6190	2.7500	39.9330	7.3160	3.2200	45.6440
6	6.7870	2.7500	39.9330	7.5150	3.2200	45.6440
7	6.5670	3.0320	41.4800	7.2620	3.5740	46.7770
8	6.0490	2.5060	39.6890	6.7060	2.9460	44.7330
9	5.8760	2.3860	39.0470	-5.9610	2.4420	42.8230
10	5.8480	2.5060	39.6890	6.4690	2.9460	44.7330
11	6.6700	2.9960	40.0940	7.1870	3.3760	46.1670
12	7.4320	3.6200	-41.8950	8.0190	-4.0800	48.2290
13	6.2720	2.4630	39.1490	7.2390	3.1210	45.3340
14	7.2840	3.2640	41.0750	-8.4500	-4.1590	-48.4410
17	6.2060	2.4230	37.6190	6.4970	2.6060	43.4770
18	6.5670	2.4260	37.6350	6.8840	2.6060	43.4770

NOTE- MINUS SIGNS DENOTE OUTLYING VALUES

JT3D-3B * 1200 HOUR TEST SERIES *

MODE 6

UNIT	NREC CO EI LB/KLB FU	NREC HC EI LB/KLB FU	NRE CNO EI LB/KLB FU	NR CNOX EI LB/KLB FU	SMK NUMBER CORRECTED
1	24.15	3.64	5.37	6.23	38.50
2	22.22	3.22	5.55	6.25	42.60
4	19.71	3.00	4.44	5.73	47.64
5	20.17	2.92	5.70	6.04	45.78
6	18.40	2.19	4.49	6.51	46.10
7	20.32	3.45	5.77	7.03	43.01
8	20.19	2.77	5.58	6.79	39.79
9	20.81	2.44	4.69	6.54	37.66
10	22.59	3.88	4.45	7.00	37.66
11	21.59	2.84	4.99	5.88	48.48
12	21.94	2.74	5.38	5.97	48.89
13	18.11	2.82	4.25	5.85	47.58
14	16.91	2.75	4.68	6.23	46.96
17	19.81	2.67	4.49	6.03	42.09
18	20.54	2.92	4.49	5.69	46.53

NOTE- MINUS SIGNS DENOTE OUTLYING VALUES

JT30-38 * 1200 HOUR TEST SERIES *

MODE 7

UNIT	N1 SPEED PER CENT	N2 SPEED PER CENT	CORR N1 PER CENT	CORR N2 PER CENT
1	36.50	64.00	36.89	64.69
2	36.00	64.00	36.39	64.69
4	36.50	64.00	36.80	64.53
5	36.00	64.00	36.46	64.82
6	37.00	64.00	37.47	64.82
7	36.50	64.00	36.98	64.85
8	35.20	63.00	35.67	63.84
9	37.50	65.00	37.57	65.13
10	35.10	63.00	35.57	63.84
11	37.00	65.00	37.36	-65.64
12	36.00	64.00	36.35	64.63
13	36.00	64.00	36.60	65.08
14	36.10	64.00	36.71	65.08
17	36.00	64.00	36.21	64.37
18	36.80	64.00	37.01	64.37

NOTE- MINUS SIGNS DENOTE OUTLYING VALUES

JT3D-3B • 1200 HOUR TEST SERIES •

MODE 7

UNIT	FUEL FLOW LBM/HR	CB F/A X100	PERF F/A X100	TT7 DEG R	EPR	THRUST LAF
1	1310.	.8130	.7540	-960.	1.030	1501.
2	1270.	.7900	.7500	1014.	1.030	1501.
4	1370.	.7910	.8100	1032.	1.040	1475.
5	-1390.	.7960	.8170	1014.	1.040	1503.
6	1320.	.7940	.7620	978.	1.050	1503.
7	1350.	-.7030	.7990	1032.	-1.060	1504.
8	-1450.	.7580	-.8640	996.	1.050	1419.
9	1370.	-.7130	.8040	1041.	1.040	1543.
10	1300.	-.7090	.7680	978.	1.030	1419.
11	1330.	.7540	.7580	996.	1.040	-1574.
12	1320.	.7940	.7760	1014.	1.050	1487.
13	1310.	.7850	.7870	1032.	1.040	1501.
14	1300.	.7710	.7540	-960.	1.040	1546.
17	1320.	.7760	.7810	1014.	1.030	1475.
18	1350.	.8380	.8180	-1068.	1.040	1474.

NOTE- MINUS SIGNS DENOTE OUTLYING VALUES

JT3D-3B • 1200 HOUR TEST SERIES •

MODE 7

UNIT	CORR FU FL LAM/HR	COR CR F/A X100	COR PF F/A X100	CORR TT7 DEG R	COR THRUST LBF
1	1303.	.8310	.7700	-980.	1509.
2	1263.	.8080	.7670	1036.	1509.
4	1377.	.8040	.8240	1049.	1495.
5	1388.	.8160	.8380	1040.	1519.
6	1318.	.8140	.7820	1003.	1519.
7	1348.	-.7220	.8210	1059.	1522.
8	-1448.	.7780	-.8870	1022.	1436.
9	1370.	-.7160	.8070	1045.	1546.
10	1298.	-.7280	.7880	1004.	1436.
11	1330.	.7690	.7730	1015.	-1589.
12	1321.	.8090	.7910	1034.	1503.
13	1285.	.8120	.8140	1067.	1541.
14	1274.	.7970	.7800	992.	1541.
17	1318.	.7850	.7900	1026.	1482.
18	1349.	.8480	.8280	-1080.	1482.

NOTE - MINUS SIGNS DENOTE OUTLYING VALUES

JT3D-38 • 1200 HOUR TEST SERIES •

MODE 7

UNIT	CO2 CONC PER CENT	CO CONC PPM	HC CONC PPM	NO CONC PPM	NOX CONC PPM
1	1.435	920.1	577.0	10.8	13.7
2	1.408	867.5	527.1	11.0	13.8
4	1.371	879.3	-645.5	9.1	10.5
5	1.412	848.6	554.0	10.3	14.1
6	1.432	840.5	478.6	7.6	15.8
7	-1.238	763.7	513.8	9.1	15.0
8	1.348	836.5	506.1	9.5	15.5
9	-1.290	-748.8	-419.7	8.3	14.7
10	-1.254	758.9	502.1	7.7	15.8
11	1.358	779.7	462.9	8.6	10.9
12	1.417	804.3	533.4	10.1	11.5
13	1.374	849.3	602.7	7.1	10.6
14	1.322	854.4	-673.4	7.3	10.3
17	1.405	784.1	460.2	8.3	11.2
18	1.505	881.1	527.8	9.4	11.4

NOTE- MINUS SIGNS DENOTE OUTLYING VALUES

JT3D-3A • 1200 HOUR TEST SERIES •

MODE 7

UNIT	CO2 EI LB/KLB FU	CO EI LB/KLB FU	HC EI LB/KLB FU	NO EI LB/KLB FU	NOX EI LB/KLB FU	SMK NUMBER FRONT SIDE
1	2666.	108.79	117.19	2.10	2.66	22.53
2	2690.	105.49	110.12	2.20	2.75	25.75
4	-2618.	106.87	-134.79	1.82	2.10	26.05
5	2679.	102.49	114.95	2.03	2.79	23.73
6	2723.	101.75	99.54	1.51	3.15	22.88
7	2660.	104.49	120.77	2.04	-3.37	20.65
8	2686.	106.13	110.31	1.99	3.22	19.69
9	2731.	100.92	97.18	1.83	-3.26	20.85
10	2673.	102.99	117.05	1.72	-3.53	17.32
11	2719.	99.38	101.36	1.80	2.29	29.34
12	2696.	97.41	110.98	2.00	2.30	26.25
13	2644.	104.03	126.84	1.42	2.12	27.27
14	-2592.	106.63	-144.37	1.49	2.11	24.74
17	2735.	97.13	97.92	1.69	2.28	27.45
18	2712.	101.05	103.98	1.78	2.14	22.88

NOTE - MINUS SIGNS DENOTE OUTLYING VALUES

JT3D-38 * 1200 HOUR TEST SERIES *

MODF 7

UNIT	FCO X100	FHC X100	FNO X100	STD FCO X100	STD FHC X100	STD FNO X100
1	.2320	.0960	17.9180	.2350	.1070	20.7490
2	.2320	.0960	17.9200	.2350	.1070	20.7490
4	.2330	.0990	18.2900	.2340	.1050	20.6640
5	.2330	.0970	18.3620	.2360	.1090	20.8180
6	.2330	.0970	18.3620	.2360	.1090	20.3180
7	.2330	.0970	-18.6460	.2360	.1090	20.8760
8	.2260	.0860	18.1640	.2290	.0970	20.2910
9	.2380	.1110	-19.1570	.2380	.1120	20.9950
10	.2260	.0860	18.1640	.2290	.0970	20.2910
11	.2400	.1090	18.5850	-.2420	-.1190	-21.2610
12	.2330	.0980	18.1220	.2350	.1060	20.7150
13	.2310	.0930	18.2980	.2380	.1120	20.9580
14	.2310	.0930	17.9850	.2380	.1120	20.9580
17	.2310	.0980	17.8740	.2330	.1030	20.5790
18	.2310	.0980	17.8910	.2330	.1030	20.5790

NOTE- MINUS SIGNS DENOTE OUTLYING VALUES

JT3D-38 * 1200 HOUR TEST SERIES *

MODE 7

UNIT	NREC CO EI LB/KLR FU	NREC HC EI LB/KLB FU	NRE CNO EI LB/KLR FU	NR CNOX EI LB/KLR FU	SMK NUMBER CORRECTED
1	107.26	105.42	2.61	3.31	22.53
2	104.02	99.09	2.74	3.42	25.75
4	106.45	-126.31	2.21	2.55	26.05
5	101.15	102.29	2.48	3.40	23.73
6	100.42	-88.58	1.84	3.83	22.88
7	103.12	107.10	2.45	-4.04	20.65
8	104.75	97.96	2.38	-3.87	19.69
9	100.74	95.50	2.16	3.83	20.85
10	101.65	103.95	2.07	-4.23	17.32
11	98.47	92.79	2.21	2.81	29.34
12	96.59	101.88	2.46	2.82	26.25
13	100.96	105.56	1.75	2.61	27.27
14	103.43	120.04	1.86	2.64	24.74
17	96.49	92.70	2.09	2.82	27.45
18	100.44	98.55	2.20	2.64	22.88

NOTE- MINUS SIGNS DENOTE OUTLYING VALUES

JT3D-3B • 1200 HOUR TEST SERIES •

MODE 8

UNIT	N1 SPEED PER CENT	N2 SPEED PER CENT	CORR N1 PER CENT	CORR N2 PER CENT
1	33.00	60.00	33.36	60.65
2	33.50	61.00	33.86	61.66
4	33.00	60.00	33.27	60.50
5	32.50	59.00	32.92	59.75
6	34.00	60.50	34.43	61.27
7	33.80	60.50	34.25	61.30
8	32.00	59.00	32.42	59.78
9	33.50	60.50	33.56	60.62
10	32.40	60.00	32.83	60.80
11	34.00	61.00	34.33	61.60
12	33.00	59.50	33.32	60.08
13	33.10	59.50	33.66	60.50
14	32.60	59.50	33.15	60.50
17	33.10	60.20	33.29	60.55
18	34.20	61.20	34.40	61.56

NOTE- MINUS SIGNS DENOTE OUTLYING VALUES

AD-A070 577

NORTHERN RESEARCH AND ENGINEERING CORP CAMBRIDGE MASS
TIME DEGRADATION FACTORS FOR TURBINE ENGINE EXHAUST EMISSIONS, --ETC(U)
MAY 78

F/G 13/2

DOT-FA74NA-1100

UNCLASSIFIED

NREC-1238-10

FAA-RD-78-56-5

NL

3 OF 4
AD
A070577

The microfiche card contains a grid of 132 frames, arranged in 10 rows and 14 columns. Each frame contains a small, illegible document page, likely a table or chart related to turbine engine exhaust emissions. The frames are arranged in a regular grid pattern.

JT3D-3B * 1200 HOUR TEST SERIES *

MODE R

UNIT	FUEL FLOW LBM/HR	CR F/A X100	PERF F/A X100	TY7 DEG R	EPR	THRUST LBF
1	1260.	.8530	.8040	-960.	1.020	1179.
2	1230.	.8180	.7840	1014.	1.020	1249.
4	1270.	.8310	.8260	1014.	1.030	1159.
5	1230.	.8380	.8210	996.	1.030	1110.
6	1240.	.8190	.7830	978.	1.050	1216.
7	1290.	-.7230	.8350	1032.	-1.060	1217.
8	-1370.	.7920	-.9140	996.	1.050	1111.
9	1260.	-.7400	.8270	1041.	1.030	1181.
10	1240.	-.7270	.7930	978.	1.030	1182.
11	1230.	.7940	.7740	996.	1.030	1240.
12	1230.	.8230	.8150	1014.	1.050	1134.
13	1250.	.8170	.8460	1032.	1.040	1178.
14	1300.	.8030	.8500	-960.	1.030	1179.
17	1240.	.8030	.8090	1014.	1.030	1173.
18	1300.	.8660	.8380	1050.	1.040	1243.

NOTE- MINUS SIGNS DENOTE OUTLYING VALUES

JT3D-38 • 1200 HOUR TEST SERIES •

MODE 8

UNIT	CORR FU FL LBM/HR	COR CB F/A X100	COR PF F/A X100	CORR YT7 DEG R	COR THRUST LBF
1	1253.	.8710	.8220	980.	1185.
2	1223.	.8360	.8010	1036.	1256.
4	1276.	.8440	.8400	1031.	1175.
5	1228.	.8600	.8420	1021.	1123.
6	1238.	.8400	.8030	1003.	1229.
7	1288.	-.7420	.8580	1059.	1231.
8	-1368.	.8130	-.9380	1022.	1125.
9	1260.	-.7430	.8310	1045.	1183.
10	1238.	-.7460	.8140	1004.	1196.
11	1230.	.8090	.7890	1015.	1252.
12	1231.	.8390	.8310	1034.	1146.
13	1226.	.8450	.8750	1067.	1175.
14	1274.	.8300	-.8790	992.	1175.
17	1238.	.8120	.8180	1026.	1179.
18	1299.	.8760	.8480	1062.	1249.

NOTE- MINUS SIGNS DENOTE OUTLYING VALUES

JY3D-3A • 1200 HOUR TEST SERIES •

MODE 8

UNIT	CO2 CONC PER CENT	CO CONC PPM	HC CONC PPM	NO CONC PPM	NOX CONC PPM
1	1.463	1017.4	726.6	8.9	12.9
2	1.423	937.6	446.5	9.9	13.1
4	1.387	984.8	-829.8	8.3	9.6
5	1.440	960.9	716.7	8.7	13.4
6	1.439	926.8	600.2	6.1	15.1
7	-1.240	834.2	619.4	7.4	14.2
8	1.366	934.8	649.6	8.8	14.7
9	-1.244	864.6	584.4	7.3	14.0
10	-1.250	-822.9	618.0	6.8	15.1
11	1.382	883.9	622.4	7.2	9.8
12	1.412	915.8	714.2	9.0	10.6
13	1.381	949.4	769.4	6.1	2.7
14	1.329	945.0	-839.5	6.2	9.4
17	1.409	899.8	592.9	7.2	10.4
18	1.522	957.8	641.2	8.4	10.6

NOTE- MINUS SIGNS DENOTE OUTLYING VALUES

JT30-3A • 1200 HOUR TEST SERIES •

MODE 8

UNIT	CO ₂ EI LB/KLB FU	CO EI LB/KLB FU	HC EI LB/KLB FU	NO EI LB/KLB FU	NOX EI LB/KLB FU	SMK NUMBER FRONT SIDE
1	2592.	114.72	140.76	1.65	2.40	20.00
2	2627.	110.17	130.51	1.91	2.53	25.75
4	-2524.	114.08	-165.13	1.58	1.82	25.92
5	2595.	110.20	141.21	1.64	2.52	22.16
6	2651.	108.78	121.02	1.18	2.91	21.96
7	2593.	111.02	141.60	1.63	-3.10	18.90
8	2606.	113.47	135.45	1.75	2.93	19.40
9	2621.	112.35	130.47	1.55	-3.00	20.57
10	2599.	108.90	140.50	1.49	-3.28	18.44
11	2630.	107.05	129.51	1.44	1.95	26.96
12	2592.	107.01	143.37	1.73	2.03	25.53
13	2553.	111.76	155.60	1.18	1.38	27.27
14	-2503.	113.33	-172.95	1.23	1.85	24.58
17	2652.	107.75	121.97	1.41	2.05	28.31
18	2654.	106.27	122.21	1.54	1.93	23.61

NOTE - MINUS SIGNS DENOTE OUTLYING VALUES

JT3D-38 • 1200 HOUR TEST SERIES •

MODE A

UNIT	FCO X100	FHC X100	FNO X100	STD FCO X100	STD FHC X100	STD FNO X100
1	.2070	.0640	16.3310	.2100	.0710	18.8950
2	.2110	.0700	16.6200	.2140	.0770	19.2110
4	.2090	.0660	16.6830	.2090	.0700	18.8460
5	.2040	.0590	16.4270	.2060	.0660	18.6010
6	.2100	.0670	16.8640	.2130	.0750	19.1030
7	.2100	.0670	-17.1210	.2130	.0750	19.1130
8	.2040	.0590	16.6770	.2060	.0670	18.6110
9	.2090	.0700	-17.2440	.2100	.0710	18.8450
10	.2080	.0640	-16.9720	.2110	.0720	18.9450
11	.2120	.0700	16.8060	.2140	.0770	19.2110
12	.2050	.0630	16.3820	.2080	.0680	18.7090
13	.2070	.0590	16.4800	.2090	.0700	18.8470
14	.2030	.0590	16.1990	.2090	.0700	18.8470
17	.2080	.0670	16.3910	.2100	.0710	18.8440
18	.2130	.0730	16.6860	.2140	.0760	19.1970

NOTE- MINUS SIGNS DENOTE OUTLYING VALUES

JT30-3A • 1200 HOUR TEST SERIES •

MODE B

UNIT	NREC LA/KLA FU	CO FI	NREC LB/KLA FU	MC EI	NRE LB/KLA FU	CNO FI	NR LA/KLA FU	CNOX EI	SMK CORRECTED	NUMBR
1	113.14		127.15			2.05		2.98		20.00
2	109.66		117.82			2.37		3.15		25.75
4	113.45		-155.25			1.91		2.21		25.92
5	108.81		126.44			2.00		3.06		22.16
6	107.40		108.19			1.44		3.55		21.96
7	109.60		126.16			1.95		-3.72		18.90
8	112.03		120.89			2.10		3.52		19.40
9	112.16		128.33			1.82		3.52		20.57
10	107.51		125.24			1.78		-3.94		18.44
11	106.10		119.05			1.77		2.39		26.96
12	106.15		132.18			2.12		2.49		25.53
13	108.52		130.46			1.45		2.31		27.27
14	109.99		144.84			1.54		2.31		24.58
17	107.06		115.72			1.74		2.54		28.31
18	105.64		116.03			1.90		2.39		23.61

NOTE - MINUS SIGNS DENOTE OUTLYING VALUES

JT30-3B • 1800 HOUR TEST SERIES •

UNIT	TSO HR	TSB HR	AMB TEMP DEG R	AMB PRESS IN HG	AMB HUMID LB H2O/AIR
1	22305.	1857.	507.7	30.12	.005700
2	22930.	1856.	508.2	30.13	.005640
5	21A0A.	1846.	513.2	30.11	.0057A0
7	22146.	1795.	516.2	30.11	.007150
8	22530.	1796.	516.2	30.11	.007150
9	21549.	1795.	516.2	30.11	.007150
10	24137.	1795.	516.2	30.11	.007150
11	23164.	1815.	518.2	29.98	.007270
12	194AA.	1815.	519.7	29.9A	.007470
13	21A35.	1815.	519.7	29.98	.007470
14	27963.	1815.	524.2	29.9A	.008160
17	33039.	1791.	512.2	29.99	.006150
18	27562.	1791.	512.7	30.00	.006420

JT30-39 • 1800 HOUR TEST SERIES •

MODE 1

UNIT	N1 SPEED PER CENT	N2 SPEED PER CENT	CORR N1 PER CENT	CORR N2 PER CENT
1	33.10	60.00	33.46	60.65
2	32.70	59.80	33.04	60.41
5	34.60	62.00	34.78	-62.33
7	34.00	60.00	34.08	60.15
8	32.00	60.00	32.08	60.15
9	33.50	60.00	33.58	60.15
10	32.50	60.00	32.58	60.15
11	32.50	59.50	32.52	59.53
12	33.00	60.50	32.97	60.44
13	33.00	59.50	32.97	59.44
14	34.00	61.00	33.82	60.68
17	34.10	61.00	34.32	61.39
18	32.80	59.00	32.99	59.34

NOTE - MINUS SIGNS DENOTE OUTLYING VALUES

JT3D-3B • 1800 HOUR TEST SERIES •

MODE 1

UNIT	FUEL FLOW LBM/HR	CB F/A X100	PERF F/A X100	TT7 DEG R	FPR	THRUST LAF
1	1290.	.8490	.8440	1014.	1.030	1177.
2	1240.	.8470	.8240	1032.	1.030	1161.
5	1340.	.8690	.8380	1032.	1.040	-1300.
7	1310.	.8570	.8690	1041.	1.040	1143.
8	1230.	-.9410	.8230	1059.	1.050	1143.
9	1320.	.8900	-.9770	-1158.	1.020	1143.
10	1270.	.8630	.8350	1023.	1.030	1143.
11	-1190.	.8580	.7880	996.	1.030	1105.
12	1260.	.8530	.8170	1014.	1.040	1169.
13	1270.	.8610	.8560	1032.	1.040	1099.
14	1270.	.8220	.8050	996.	1.040	1185.
17	1310.	.8440	.8300	996.	1.030	1234.
18	1280.	.8700	.8770	1032.	1.060	1091.

NOTE- MINUS SIGNS DENOTE OUTLYING VALUES

JT3D-38 • 1800 HOUR TEST SERIES •

MODE 1

UNIT	CORR FU FL LAM/HR	COR CB F/A X100	COR PF F/A X100	CORR TT7 DEG R	COR THRUST LAF
1	1285.	.8680	.8670	1036.	1185.
2	1236.	.8640	.8410	1053.	1169.
5	1341.	.8790	.8470	1043.	-130A.
7	1315.	.8610	.8730	1046.	1150.
8	1235.	-.9450	.8270	1064.	1150.
9	1325.	.8940	-.9260	-1163.	1150.
10	1275.	.8670	.8390	1028.	1150.
11	-1192.	.8580	.7890	997.	1107.
12	1264.	.8510	.8150	1012.	1171.
13	1274.	.8590	.8540	1030.	1101.
14	1279.	.8130	.7970	985.	1188.
17	1305.	.8550	.8410	1008.	1237.
18	1276.	.8800	.8870	1044.	1094.

NOTE - MINUS SIGNS DENOTE OUTLYING VALUES

JT3D-38 • 1800 HOUR TEST SERIES •

MODE 1

UNIT	CO2 CONC PER CENT	CO CONC PPM	HC CONC PPM	NO CONC PPM	NOX CONC PPM
1	1.442	968.0	665.2	8.1	9.8
2	1.446	991.9	754.8	7.9	9.0
5	1.530	923.8	652.8	8.6	10.6
7	1.499	951.5	655.2	8.4	10.0
8	-1.662	-1058.8	665.7	9.1	10.8
9	1.566	1006.4	646.7	7.7	9.9
10	1.460	983.2	-814.0	6.9	9.4
11	1.493	976.5	672.7	8.2	9.5
12	1.480	935.6	695.9	9.2	10.2
13	1.484	993.5	717.4	8.9	9.9
14	1.406	947.0	715.7	7.6	9.4
17	1.458	887.5	721.3	5.7	9.6
18	1.485	1001.5	776.4	6.6	9.5

NOTE- MINUS SIGNS DENOTE OUTLYING VALUES

JT30-3A • 1800 HOUR TEST SERIES •

MODE 1

UNIT	CO ₂ EI LB/KLB FU	CO EI LB/KLB FU	HC EI LB/KLB FU	NO EI LB/KLB FU	NO _x EI LB/KLB FU	SMK NUMBER FRONT SIDE
1	2636.	109.59	129.37	1.51	1.83	21.10
2	2582.	112.68	147.31	1.47	1.69	23.92
5	2658.	102.11	123.97	1.56	1.93	27.02
7	2642.	106.74	126.27	1.55	1.85	23.10
8	2666.	108.07	116.74	1.53	1.82	24.28
9	2654.	108.65	119.95	1.37	1.76	25.81
10	-2556.	109.55	-155.83	1.27	1.71	23.33
11	2629.	109.44	129.51	1.52	1.75	26.54
12	2621.	105.45	134.74	1.70	1.88	25.56
13	2604.	110.95	137.63	1.63	1.81	23.40
14	2587.	110.86	143.93	1.47	1.80	25.06
17	2610.	-101.10	141.16	1.06	1.80	-28.87
18	2578.	110.67	147.38	1.20	1.73	25.00

NOTE- MINUS SIGNS DENOTE OUTLYING VALUES

JT3D-3B • 1800 HOUR TEST SERIES •

MODE 1

UNIT	FCO X100	FHC X100	FNO X100	STD FCO X100	STD FHC X100	STD FNO X100
1	.2070	.0640	16.6630	.2100	.0710	18.8950
2	.2070	.0640	16.6340	.2090	.0700	18.8190
5	-.2170	.0780	-17.3350	-.2180	.0820	-19.4920
7	.2080	.0670	16.3270	.2080	.0680	18.7300
8	.2080	.0670	16.3270	.2080	.0680	18.7300
9	.2080	.0670	16.3270	.2080	.0680	18.7300
10	.2080	.0670	16.3270	.2080	.0680	18.7300
11	.2050	.0650	16.1380	.2050	.0650	18.5280
12	.2100	.0710	16.3830	.2090	.0700	18.8280
13	.2050	.0660	16.0970	.2050	.0650	18.4990
14	.2120	.0760	16.3770	.2100	.0710	18.9060
17	.2110	.0710	16.8410	.2130	.0750	19.1400
18	.2030	.0610	16.1850	.2040	.0640	18.4670

NOTE - MINUS SIGNS DENOTE OUTLYING VALUES

JT30-38 • 1800 HOUR TEST SERIES •

MODE 1

UNIT	NREC CO FI LB/KLB FU	NREC HC EI LB/KLB FU	NRE CNO FI LB/KLB FU	NR CNOX FI LB/KLB FU	SMK NUMBER CORRECTED
1	108.20	117.18	1.84	2.22	21.10
2	111.78	134.21	1.79	2.05	23.92
5	101.68	118.49	1.88	2.33	27.02
7	106.82	124.55	1.91	2.28	23.10
8	108.15	115.15	1.89	2.24	24.28
9	108.73	118.32	1.69	2.17	25.81
10	109.63	-153.71	1.56	2.11	23.33
11	109.51	129.29	1.87	2.16	26.54
12	105.77	136.60	2.10	2.32	25.56
13	111.29	139.51	2.01	2.24	23.40
14	112.01	-152.68	1.82	2.23	25.06
17	-100.23	132.71	1.30	2.19	-28.87
18	109.82	139.45	1.47	2.12	25.00

NOTE- MINUS SIGNS DENOTE OUTLYING VALUES

JT30-38 • 1800 HOUR TEST SERIES •

MODE 2

UNIT	N1 SPEED PER CENT	N2 SPEED PER CENT	CORR N1 PER CENT	CORR N2 PER CENT
1	36.80	64.10	37.20	64.79
2	36.80	64.40	37.18	65.06
5	36.20	64.00	36.39	64.74
7	37.00	64.00	37.09	64.15
8	36.00	64.00	36.09	64.15
9	37.00	64.00	37.09	64.15
10	36.00	64.00	36.09	64.15
11	36.00	64.00	36.02	64.03
12	36.20	64.50	36.17	64.44
13	36.50	64.00	36.46	63.94
14	37.00	65.00	36.81	64.66
17	37.30	64.00	37.54	64.40
18	37.50	64.00	37.72	64.37

NOTE- MINUS SIGNS DENOTE OUTLYING VALUES

JT3D-3A • 1800 HOUR TEST SERIES •

MODE 2

UNIT	FUEL FLOW LBM/HR	CR F/A X100	PERF F/A X100	TT7 DEG R	EPR	THRUST LBF
1	1390.	.8300	.8180	1014.	1.030	1507.
2	1370.	.8200	.8080	1032.	1.030	1530.
5	1370.	.8550	.8190	1041.	1.040	1470.
7	1410.	.8280	.8390	1032.	1.040	1454.
8	1420.	-.9170	.8600	1068.	1.050	1454.
9	1420.	.8620	.8600	1068.	1.020	1454.
10	1380.	.8420	-.8850	-1203.	1.030	1454.
11	1310.	.8300	.7700	996.	1.040	1450.
12	1350.	.8290	.7980	1032.	1.050	1484.
13	1380.	.8320	.8250	1032.	1.045	1442.
14	-1290.	.8010	-.7410	996.	1.040	1503.
17	1420.	.8200	.8340	996.	1.030	1481.
18	1440.	.8610	.8610	1032.	1.060	1478.

NOTE- MINUS SIGNS DENOTE OUTLYING VALUES

JT3D-3B • 1800 HOUR TEST SERIES •

MODE 2

UNIT	CORR FU FL LRM/HR	COR CR F/A X100	COR PF F/A X100	COR TT7 DEG R	COR THRUST LBF
1	1384.	.8480	.8360	1036.	1517.
2	1364.	.8370	.8240	1053.	1540.
5	1371.	.8640	.8280	1052.	1479.
7	1416.	.8320	.8440	1037.	1463.
8	1426.	-.9210	.8640	1073.	1463.
9	1426.	.8660	.8640	1073.	1463.
10	1385.	.8460	-.8890	-1209.	1463.
11	1312.	.8300	.7710	997.	1453.
12	1354.	.8260	.7960	1030.	1487.
13	1384.	.8300	.8240	1030.	1445.
14	-1299.	.7920	-.7330	985.	1506.
17	1414.	.8300	.8450	1008.	1484.
18	1435.	.8710	.8710	1044.	1482.

NOTE - MINUS SIGNS DENOTE OUTLYING VALUES

JT30-38 • 1800 HOUR TEST SERIES •

MODE 2

UNIT	CO2 CONC PER CENT	CO CONC PPM	HC CONC PPM	NO CONC PPM	NOX CONC PPM
1	1.493	878.7	527.0	7.7	10.4
2	1.456	875.0	579.6	8.1	10.2
5	1.525	877.7	589.3	8.3	10.9
7	1.485	851.3	572.3	8.2	10.6
8	-1.678	932.0	491.9	9.7	11.8
9	1.561	903.9	501.1	7.6	10.7
10	1.471	899.4	-661.1	6.9	10.0
11	1.490	863.6	527.1	8.1	10.3
12	1.484	830.6	542.4	9.3	10.8
13	1.482	891.2	556.9	9.3	10.6
14	1.417	861.9	564.8	7.6	10.0
17	1.458	797.8	582.6	5.6	10.4
18	1.545	889.1	555.3	6.7	10.6

NOTE- MINUS SIGNS DENOTE OUTLYING VALUES

JT3D-3B • 1800 HOUR TEST SERIES •

MODE 2

UNIT	CO2 EI LB/KLB FU	CO EI LB/KLB FU	HC EI LB/KLB FU	NO EI LB/KLB FU	NOX EI LB/KLB FU	SMK NUMBER FRONT SIDE
1	2715.	101.70	104.79	1.47	1.98	20.39
2	2681.	102.54	116.68	1.56	1.95	23.34
5	2691.	98.61	113.74	1.54	2.00	26.40
7	2709.	98.83	106.16	1.56	2.03	23.86
8	2760.	97.55	88.45	1.67	2.03	23.60
9	2734.	100.77	95.97	1.39	1.96	24.84
10	-2639.	102.66	-129.64	1.29	1.88	24.48
11	2711.	100.01	104.88	1.54	1.96	26.47
12	2708.	96.43	108.19	1.77	2.05	25.56
13	2691.	102.98	110.54	1.77	2.00	25.03
14	2674.	103.48	116.49	1.50	1.98	24.05
17	2687.	93.55	117.37	1.07	2.01	-30.07
18	2708.	99.18	106.41	1.23	1.95	23.78

NOTE - MINUS SIGNS DENOTE OUTLYING VALUES

JT30-38 • 1800 HOUR TEST SERIES •

MODE 2

UNIT	FCO X100	FHC X100	FNO X100	STD FCO X100	STD FHC X100	STD FNO X100
1	.2330	.0980	18.3300	.2360	.1080	20.8040
2	.2350	.1010	18.5000	.2380	.1120	20.9500
5	.2310	.0980	18.2830	.2320	.1030	20.5430
7	.2310	.0990	17.8330	.2310	.1010	20.4620
8	.2310	.0990	17.8330	.2310	.1010	20.4620
9	.2310	.0990	17.8330	.2310	.1010	20.4620
10	.2310	.0990	17.8330	.2310	.1010	20.4620
11	.2300	.0990	17.7650	.2300	.0990	20.3960
12	.2340	.1060	17.9390	.2330	.1040	20.6140
13	.2300	.1000	17.7060	.2300	.0980	20.3460
14	.2370	.1130	17.9670	.2350	.1070	20.7320
17	.2310	.0970	18.1150	.2330	.1040	20.5960
18	.2310	.0980	18.0260	.2330	.1030	20.5790

NOTE- MINUS SIGNS DENOTE OUTLYING VALUES

JT3D-3B • 1800 HOUR TEST SERIES •

MODE 2

UNIT	NREC CO EI LB/KLB FU	NREC HC EI LB/KLB FU	NRE CNO EI LB/KLB FU	NR CNOX EI LB/KLB FU	SMK NUMFR CORRECTED
1	100.38	94.50	1.79	2.42	20.39
2	101.32	105.81	1.89	2.38	23.34
5	98.18	108.59	1.86	2.42	26.40
7	98.90	104.62	1.93	2.50	23.86
8	97.62	87.17	2.06	2.50	23.60
9	100.84	94.57	1.72	2.42	24.84
10	102.73	-127.75	1.59	2.32	24.48
11	100.07	104.68	1.90	2.42	26.47
12	96.74	109.72	2.18	2.53	25.56
13	103.30	112.10	2.19	2.47	25.03
14	104.57	-123.83	1.86	2.45	24.05
17	92.73	110.13	1.31	2.45	-30.07
18	98.39	100.40	1.50	2.39	23.78

NOTE- MINUS SIGNS DENOTE OUTLYING VALUES

JT30-38 • 1800 HOUR TEST SERIFS •

MODE 3

UNIT	N1 SPEED PER CENT	N2 SPEED PER CENT	CORR N1 PER CENT	CORR N2 PER CENT
1	102.00	100.10	103.10	101.19
2	102.00	100.50	103.05	101.53
5	103.70	101.00	104.25	101.54
7	103.50	100.00	103.75	100.24
8	102.50	101.00	102.75	101.24
9	103.00	101.00	103.25	101.24
10	102.00	101.00	102.25	101.24
11	103.50	101.50	103.55	101.55
12	103.00	101.50	102.90	101.40
13	104.00	101.50	103.90	101.40
14	104.00	102.00	103.45	101.46
17	102.00	99.00	102.65	-99.63
18	103.40	99.80	104.00	100.38

NOTE- MINUS SIGNS DENOTE OUTLYING VALUES

JT30-3B • 1800 HOUR TEST SERIES •

MOOF 3

UNIT	FUEL FLOW LBM/HR	CR F/A X100	PERF F/A X100	TT7 DEG R	EPR	THRUST LAF
1	9700.	1.4990	1.3490	1392.	1.840	17789.
2	9800.	1.5530	1.3800	1428.	1.840	17783.
5	9300.	1.5750	1.3020	1410.	1.840	17798.
7	9500.	1.5070	1.3300	1410.	1.840	17795.
8	9900.	1.5360	1.3780	1392.	1.840	17795.
9	9700.	1.5390	1.3670	1428.	1.840	17795.
10	-9000.	1.5320	-1.2520	1392.	1.840	17795.
11	9900.	1.6180	1.3750	1374.	1.840	17875.
12	9400.	1.5570	1.3220	1410.	1.840	17872.
13	9300.	1.5720	1.3160	1428.	1.840	17872.
14	9600.	1.5710	1.3500	1410.	1.840	17872.
17	9700.	1.6090	1.3370	1356.	1.840	17866.
18	9900.	1.6300	1.3830	1392.	1.840	17863.

NOTE- MINUS SIGNS DENOTE OUTLYING VALUES

JT30-3B • 1800 HOUR TEST SERIES •

MODE 3

UNIT	CORR FU FL LBM/HR	COR CR F/A X100	COR PF F/A X100	COR TT7 DEG R	COR THRUST LBF
1	9661.	1.531	1.3780	1422.	1790A.
2	976A.	1.5850	1.4090	-1457.	1790A.
5	930A.	1.5920	1.3160	1425.	1790A.
7	9537.	1.5150	1.3370	1417.	1790A.
8	9939.	1.5440	1.3840	139A.	1790A.
9	973A.	1.5460	1.3740	1435.	1790A.
10	-9035.	1.5400	-1.25A0	139A.	1790A.
11	9913.	1.6200	1.3760	1375.	1790A.
12	942A.	1.5540	1.3190	1407.	1790A.
13	932A.	1.5690	1.3140	1425.	1790A.
14	9670.	1.5540	1.3360	1395.	1790A.
17	9662.	1.6290	1.3540	1373.	1790A.
18	9867.	1.6490	1.3990	140A.	1790A.

NOTE- MINUS SIGNS DENOTE OUTLYING VALUES

JT3D-38 • 1800 HOUR TEST SERIES •

MODE 3

UNIT	CO2 CONC PER CENT	CO CONC PPM	HC CONC PPM	NO CONC PPM	NOX CONC PPM
1	3.166	18.6	5.7	91.3	89.9
2	3.283	20.0	4.6	94.5	92.4
5	3.326	25.6	4.6	88.9	89.7
7	3.179	18.3	1.5	95.2	94.3
8	3.241	15.0	1.4	95.5	92.3
9	3.246	21.2	2.0	87.5	84.6
10	3.232	21.7	3.2	88.8	86.7
11	3.417	17.4	4.7	100.3	94.0
12	3.284	21.0	5.0	85.9	83.5
13	3.317	22.6	6.2	93.2	88.7
14	3.314	18.6	5.0	97.0	91.4
17	3.396	18.2	6.0	95.0	93.7
18	3.440	20.5	4.3	90.0	88.5

NOTE- MINUS SIGNS DENOTE OUTLYING VALUES

JT30-3B • 1000 HOUR TEST SERIES •

MODE 3

UNIT	CO2 FI LB/KLB FU	CO EI LB/KLB FU	HC FI LB/KLB FU	NO FI LB/KLB FU	NOX EI LB/KLB FU	SMK NUMBER FRONT SIDE
1	3159.	1.18	.62	9.52	9.52	51.69
2	-3159.	1.22	.49	9.51	9.51	52.50
5	3154.	1.55	.47	8.81	8.89	54.00
7	3154.	1.15	.16	9.87	9.87	54.74
8	3154.	.93	.15	9.72	9.72	51.37
9	3153.	1.31	.22	8.89	8.89	54.90
10	3153.	1.35	.34	9.06	9.06	54.55
11	3153.	1.02	.47	9.68	9.68	54.19
12	3152.	1.28	.53	8.62	8.62	56.04
13	3152.	1.37	.64	9.26	9.26	54.66
14	3153.	1.13	.52	9.65	9.65	48.36
17	3153.	1.08	.61	9.22	9.22	-63.82
18	3153.	1.20	.43	8.62	8.62	56.73

NOTE - MINUS SIGNS DENOTE OUTLYING VALUES

JT3D-3B • 1800 HOUR TEST SERIES •

MODE 3

UNIT	FCO X100	FHC X100	FNO X100	STD FCO X100	STD FHC X100	STD FNO X100
1	72.3330	69.7140	83.3790	85.6010	83.1410	96.0710
2	83.6380	75.4970	84.9310	98.9710	89.3040	97.5910
5	91.9990	82.2670	86.1310	100.4820	89.4280	97.6200
7	72.2260	66.6530	80.0310	74.8140	68.7330	92.1360
8	85.0850	81.6490	83.6820	88.2720	84.2530	96.3520
9	85.5180	81.6490	83.6820	88.7280	84.2530	96.3520
10	84.4400	81.6490	83.6820	87.5910	84.2530	96.3520
11	105.5310	89.1210	85.0020	106.4930	89.5930	97.6600
12	93.1100	88.8080	84.5550	91.6430	86.9840	97.0290
13	96.0390	88.8080	84.5550	94.5120	86.9840	97.0290
14	100.9070	97.1300	84.9590	92.3120	88.0630	97.2920
17	78.4650	54.5880	78.1550	87.3690	60.5890	-89.6130
18	89.5070	64.2030	80.5650	99.1140	70.7310	92.7180

NOTE- MINUS SIGNS DENOTE OUTLYING VALUES

JT30-3B • 1800 HOUR TEST SERIES •

MODF 3

UNIT	NREC LB/KLB	CO FU	ET	NREC LB/KLB	HC FU	ET	NRE LR/KLB	CNO FU	ET	NR LR/KLB	CNOX FU	ET	SMK CORRECTED	NUMBER
1		1.00			.52			11.78			11.78		51.69	
2		1.03			.41			11.74			11.74		52.50	
5		1.42			.44			10.77			10.82		54.00	
7		1.11			.15			11.36			11.36		54.74	
8		.89			.15			11.19			11.19		51.37	
9		1.26			.21			10.99			10.99		54.90	
10		1.70			.33			11.20			11.20		54.55	
11		1.01			.47			11.12			11.12		54.19	
12		1.31			.54			10.62			10.62		56.04	
13		1.79			.66			11.41			11.41		54.66	
14		1.23			.58			11.05			11.05		48.34	
17		.97			.55			11.35			11.35		-63.82	
18		1.08			.39			10.66			10.66		56.73	

NOTE- MINUS SIGNS DENOTE OUTLYING VALUES

JT3D-3B • 1800 HOUR TEST SERIES •

MODE 4

UNIT	N1 SPEED PER CENT	N2 SPEED PER CENT	CORR N1 PER CENT	CORR N2 PER CENT
1	96.70	98.10	97.74	99.16
2	96.00	98.00	96.99	99.01
5	98.00	98.00	98.52	98.52
7	97.50	98.00	97.74	98.24
8	96.50	98.50	96.73	98.74
9	97.60	98.00	97.23	98.24
10	96.00	98.50	96.23	98.74
11	97.00	99.50	97.05	99.55
12	97.00	99.00	96.91	98.90
13	96.00	99.50	97.91	99.40
14	98.00	99.50	97.48	98.98
17	95.30	97.00	95.90	97.61
18	96.30	97.00	96.86	97.57

NOTE- MINUS SIGNS DENOTE OUTLYING VALUES

JT3D-3A • 1800 HOUR TEST SERIES •

MODE 4

UNIT	FUFL FLOW LAM/HR	CR F/A X100	PERF F/A X100	TT7 DEG R	FPR	THRUST LBF
1	8100.	1.3530	1.2410	1293.	1.650	15109.
2	7900.	1.3770	1.2220	1320.	1.650	15104.
5	7700.	1.3040	1.1840	1302.	1.650	15117.
7	8000.	1.3540	1.2430	1329.	1.650	15114.
8	8000.	1.3830	1.2300	1302.	1.650	15114.
9	8000.	1.3690	1.2470	1338.	1.650	15114.
10	7500.	1.3790	1.1450	1284.	1.650	15114.
11	8100.	1.4120	1.2420	1284.	1.650	15182.
12	7600.	1.3800	1.1730	1302.	1.650	15180.
13	8100.	1.3930	1.2590	1320.	1.650	15180.
14	7800.	1.3890	1.2130	1320.	1.650	15180.
17	7900.	1.3880	1.2020	1266.	1.650	15174.
18	8100.	1.4330	1.2590	1320.	1.650	15172.

NOTE- MINUS SIGNS DENOTE OUTLYING VALUES

JT3D-39 • 1800 HOUR TEST SERIES •

MODE 4

UNIT	CORR FU FL LBM/HR	COR CB F/A X100	COR PF F/A X100	CORR TT7 DEG R	COR THRUST LBF
1	8067.	1.3820	1.2680	1321.	15210.
2	7875.	1.4060	1.2470	1347.	15210.
5	7706.	1.4190	1.1970	1316.	15210.
7	8031.	1.3610	1.2490	1335.	15210.
8	8031.	1.3900	1.2360	1308.	15210.
9	8031.	1.3760	1.2530	1344.	15210.
10	7529.	1.3860	1.1500	1290.	15210.
11	8111.	1.4140	1.2440	1285.	15210.
12	7623.	1.3780	1.1710	1299.	15210.
13	8124.	1.3910	1.2570	1317.	15210.
14	7857.	1.3740	1.2000	1306.	15210.
17	7869.	1.4050	1.2180	1282.	15210.
18	8073.	1.4490	1.2730	1335.	15210.

NOTE- MINUS SIGNS DENOTE OUTLYING VALUES

JT3D-3A • 1800 HOUR TEST SERIES •

MODE 4

UNIT	CO ₂ CONC PER CENT	CO CONC PPM	HC CONC PPM	NO CONC PPM	NO _x CONC PPM
1	2.953	25.7	2.6	70.5	71.6
2	2.905	28.4	2.4	69.6	68.8
5	2.958	32.7	2.4	67.1	69.6
7	2.851	25.2	2.7	71.6	70.6
8	2.913	-20.0	1.1	73.4	72.3
9	2.883	28.8	1.4	66.3	66.5
10	2.904	25.3	1.7	67.7	68.2
11	2.975	24.2	2.4	71.7	69.0
12	2.906	28.7	2.6	65.6	65.6
13	2.934	28.6	2.5	69.9	68.1
14	2.924	25.3	2.3	72.0	71.3
17	2.922	26.5	3.0	68.3	70.1
18	3.018	29.7	2.4	66.4	68.2

NOTE - MINUS SIGNS DENOTE OUTLYING VALUES

JT3D-38 • 1800 HOUR TEST SERIES •

MODE 4

UNIT	CO2 EI LB/KLB FU	CO EI LB/KLB FU	HC EI LB/KLB FU	NO EI LB/KLB FU	NOX EI LB/KLB FU	SMK NUMBER FRONT SIDE
1	-3159.	1.81	.31	8.16	8.29	54.72
2	-3159.	1.96	.29	7.91	7.91	56.66
5	3154.	2.22	.28	7.48	7.76	56.93
7	3152.	1.77	.32	8.27	8.27	56.31
8	3153.	-1.38	.13	8.30	8.30	55.19
9	3152.	2.00	.17	7.58	7.60	55.39
10	3153.	1.75	.20	7.69	7.74	56.56
11	3153.	1.63	.28	7.94	7.94	55.71
12	3152.	1.98	.30	7.44	7.44	57.40
13	3152.	1.96	.30	7.85	7.85	54.87
14	3152.	1.73	.27	8.12	8.12	51.32
17	3152.	1.82	.35	7.71	7.91	56.56
18	3152.	1.97	.27	-7.26	7.45	58.82

NOTE- MINUS SIGNS DENOTE OUTLYING VALUES

JT30-38 • 1800 HOUR TEST SERIES •

MODE 4

UNIT	FCO X100	FHC X100	FNO X100	STD FCO X100	STD FHC X100	STD FNO X100
1	45.5450	46.3900	76.2260	52.6930	55.0050	87.7240
2	46.8330	45.3950	75.9340	53.9180	53.3270	87.1270
5	48.6470	44.5650	75.2560	52.3350	48.2350	85.2190
7	44.6990	43.9590	73.0000	46.0370	45.2720	84.0190
8	49.4730	48.9560	74.7710	51.0190	50.4350	86.0620
9	45.7850	43.9590	73.0000	47.1850	45.2720	84.0190
10	49.1350	48.9560	74.7710	50.6650	50.4350	86.0620
11	57.5390	59.3240	77.7270	57.9470	59.6230	89.2970
12	51.6230	53.2670	75.5620	50.9140	52.2070	86.7200
13	55.6630	59.0670	77.3030	54.8880	57.8840	88.7160
14	55.0030	58.2380	75.9210	51.0090	52.9910	87.0060
17	42.1160	35.3860	70.9530	45.9690	39.1420	81.2970
18	45.2550	35.2900	70.5270	49.1870	38.7070	81.0920

NOTE- MINUS SIGNS DENOTE OUTLYING VALUES

JT3D-3B • 1800 HOUR TEST SERIES •

MODE 4

UNIT	NREC LB/KLB	CO FU	EI	NREC LB/KLB	HC FU	EI	NRE LB/KLB	CNO FU	EI	NR LB/KLB	CNOX FU	EI	SMK NUMBER CORRECTED
1		1.56			.26		10.09			10.24			54.72
2		1.70			.24		9.75			9.75			56.66
5		2.06			.25		9.10			9.43			56.93
7		1.72			.31		10.23			10.23			56.31
8		-1.33			.13		10.27			10.27			55.19
9		1.94			.17		9.37			9.40			55.39
10		1.70			.20		9.50			9.57			56.56
11		1.62			.28		9.12			9.12			55.71
12		2.01			.31		9.17			9.17			57.40
13		1.99			.30		9.68			9.68			54.87
14		1.87			.30		9.99			9.99			51.32
17		1.66			.32		9.49			9.74			56.58
18		1.81			.25		8.96			9.20			58.82

NOTE- MINUS SIGNS DENOTE OUTLYING VALUES

JT3D-38 • 1800 HOUR TEST SERIES •

MODE 5

UNIT	N1 SPEED PER CENT	N2 SPEED PER CENT	CORR N1 PER CENT	CORR N2 PER CENT
1	84.70	93.60	85.61	94.61
2	84.50	93.00	85.37	93.96
5	86.00	93.00	86.46	93.50
7	86.50	93.50	86.71	93.73
8	85.50	94.00	85.71	94.23
9	86.50	94.50	86.71	94.73
10	85.00	93.50	85.21	93.73
11	86.00	94.50	86.04	94.55
12	86.00	94.50	85.92	94.41
13	87.00	94.50	86.92	94.41
14	87.00	95.00	86.54	94.50
17	85.00	93.00	85.54	93.59
18	85.40	-92.00	85.90	-92.54

NOTE - MINUS SIGNS DENOTE OUTLYING VALUES

JT3D-38 • 1800 HOUR TEST SERIES •

MODE 5

UNIT	N1 SPEED PER CENT	N2 SPEED PER CENT	CORR N1 PER CENT	CORR N2 PER CENT
1	84.70	93.60	85.61	94.61
2	84.50	93.00	85.37	93.96
5	86.00	93.00	86.46	93.50
7	86.50	93.50	86.71	93.73
8	85.50	94.00	85.71	94.23
9	86.50	94.50	86.71	94.73
10	85.00	93.50	85.21	93.73
11	86.00	94.50	86.04	94.55
12	86.00	94.50	85.92	94.41
13	87.00	94.50	86.92	94.41
14	87.00	95.00	86.54	94.50
17	85.00	93.00	85.54	93.59
18	85.40	-92.00	85.90	-92.54

NOTE - MINUS SIGNS DENOTE OUTLYING VALUES

JT3D-38 • 1800 HOUR TEST SERIES •

MODE 5

UNIT	FUEL FLOW LBM/HR	CR F/A X100	PERF F/A X100	TY7 DEG R	EPR	THRUST LAF
1	5500.	1.1120	1.0530	1194.	1.390	10659.
2	5600.	1.1120	1.0790	1212.	1.390	10655.
5	5200.	1.1330	.9690	-1131.	1.390	10664.
7	5800.	1.1390	1.1200	1215.	1.390	10662.
8	5600.	1.1550	1.0720	1194.	1.390	10662.
9	5700.	1.1550	1.1030	1221.	1.390	10662.
10	5000.	1.1430	.9430	1158.	1.390	10662.
11	5500.	1.1450	1.0500	1176.	1.390	10710.
12	5100.	1.1360	.9880	1212.	1.390	10709.
13	5600.	1.1420	1.0850	1212.	1.390	10709.
14	5700.	-1.0600	1.0960	1194.	1.390	10709.
17	500.	1.1490	1.0410	1158.	1.390	10705.
18	5700.	1.1770	1.1040	1212.	1.390	10703.

NOTE- MINUS SIGNS DENOTE OUTLYING VALUES

JT3D-3B • 1800 HOUR TEST SERIES •

MODE 5

UNIT	CORR FIJ FL LAM/HR	COR CH F/A X100	COR PF F/A X100	CORR TT7 DEG R	COR THRUST LBF
1	5478.	1.1360	1.0760	1220.	10730.
2	5592.	1.1350	1.1020	1237.	10730.
5	5204.	1.1450	.9800	-1147.	10730.
7	5823.	1.1450	1.1260	1221.	10730.
8	5622.	1.1610	1.0770	1199.	10730.
9	5722.	1.1610	1.1090	1227.	10730.
10	5600.	1.1480	.9470	1163.	10730.
11	5507.	1.1460	1.0510	1177.	10730.
12	5115.	1.1340	.9860	1209.	10730.
13	5617.	1.1400	1.0830	1209.	10730.
14	5742.	-1.0490	1.0850	1181.	10730.
17	5678.	1.1640	1.0550	1172.	10730.
18	5681.	1.1910	1.1170	1226.	10730.

NOTE- MINUS SIGNS DENOTE OUTLYING VALUES

JT3D-3A • 1800 HOUR TEST SERIES •

MODE 5

UNIT	CO2 CONC PER CENT	CO CONC PPM	HC CONC PPM	NO CONC PPM	NOX CONC PPM
1	2.335	75.7	2.6	41.1	45.5
2	2.332	85.3	3.6	39.6	43.1
5	2.375	89.6	3.3	38.2	42.9
7	2.388	66.0	2.4	43.4	47.3
8	2.423	54.4	1.5	43.1	47.4
9	2.422	65.1	2.1	40.3	45.3
10	2.395	72.7	2.6	38.3	44.7
11	2.400	73.3	2.7	40.4	45.1
12	2.380	78.1	2.9	39.3	43.0
13	2.393	69.9	2.6	42.4	45.4
14	-2.220	59.9	2.6	37.6	41.0
17	2.408	76.2	3.6	38.4	45.5
18	2.467	80.4	3.6	37.8	45.2

NOTE- MINUS SIGNS DENOTE OUTLYING VALUES

JT3D-3B • 1800 HOUR TEST SERIES •

MODE 5

UNIT	CO2 FI LB/KLB FU	CO EI LB/KLB FU	HC EI LB/KLB FU	NO FI LB/KLB FU	NOX EI LB/KLB FU	SMK NUMBER FRONT SIDE
1	-3151.	6.51	.39	5.81	6.42	52.49
2	3150.	7.33	.53	5.59	6.09	53.99
5	3145.	7.55	.47	5.29	5.95	56.00
7	3146.	5.53	.34	5.98	6.52	55.67
8	3148.	4.50	.21	5.85	6.44	53.59
9	3147.	5.38	.30	5.47	6.16	53.83
10	3145.	6.08	.37	5.25	6.14	56.13
11	3145.	6.11	.39	5.54	6.18	56.03
12	3144.	6.56	.42	5.42	5.94	-58.55
13	3146.	5.85	.38	5.82	6.24	55.19
14	3146.	5.41	.40	5.58	6.08	53.68
17	3145.	6.34	.51	5.24	6.21	55.79
18	3144.	6.52	.51	5.01	6.03	56.60

NOTE - MINUS SIGNS DENOTE OUTLYING VALUES

JT3D-3B • 1800 HOUR TEST SERIES •

MODE 5

UNIT	FCO X100	FMC X100	FNO X100	STD FCO X100	STD FMC X100	STD FNO X100
1	19.3950	16.1420	59.9980	21.7360	18.8900	68.8600
2	18.0090	13.8230	57.9460	20.0420	16.0130	66.2960
5	18.1860	13.2460	57.0630	19.2090	14.2330	64.5200
7	19.2900	14.7040	56.8620	19.7350	15.0990	65.4040
8	20.9180	16.7050	58.5550	21.4120	17.1580	67.3570
9	22.2190	18.9460	60.2720	22.7490	19.4670	69.3160
10	19.3750	14.7040	56.8620	19.8240	15.0990	65.4040
11	21.7360	18.5130	59.7290	21.8430	18.5940	68.6100
12	21.4010	18.3080	59.2980	21.1580	17.9650	68.0710
13	21.5510	18.3080	59.2980	21.3060	17.9650	68.0710
14	20.3780	20.0730	59.6330	19.2470	18.3830	68.4310
17	18.5590	13.2650	56.6980	19.8870	14.5720	64.8720
18	17.2300	10.5570	53.4960	18.3640	11.4900	-61.4110

NOTE - MINUS SIGNS DENOTE OUTLYING VALUES

JT3D-38 • 1800 HOUR TFST SERIES •

MODF 5

UNIT	NREC LA/KLA	CO FU	FI	NREC LA/KLA	HC FU	EI	NRE LA/KLA	CNO FU	FI	NR LA/KLA	CNOX FU	EI	SMK CORRECTED	NUMPER
1		5.81			.33			7.16			7.92		52.49	
2		6.59			.45			6.86			7.48		53.99	
5		7.15			.44			6.42			7.22		56.00	
7		5.41			.33			7.38			8.05		55.67	
8		4.79			.20			7.23			7.96		53.59	
9		5.25			.29			6.76			7.61		53.83	
10		5.96			.36			6.49			7.58		56.13	
11		6.08			.38			6.83			7.62		56.03	
12		6.64			.43			6.68			7.32		-58.55	
13		5.91			.38			7.18			7.70		55.19	
14		5.72			.44			6.87			7.50		53.68	
17		5.91			.47			6.43			7.63		55.79	
18		6.12			.46			-6.21			7.43		56.60	

NOTE - MINUS SIGNS DENOTE OUTLYING VALUES

JT3D-3B • 1800 HOUR TEST SERIES •

MODE 6

UNIT	N1 SPEED PER CENT	N2 SPEED PER CFNT	CORR N1 PER CENT	CORR N2 PER CENT
1	67.50	86.00	68.23	86.93
2	68.00	85.50	68.70	86.38
5	68.80	86.00	69.17	86.46
7	70.00	86.50	70.17	86.71
8	68.50	86.50	68.67	86.71
9	67.50	85.50	67.66	85.71
10	66.50	85.50	66.66	85.71
11	69.00	87.50	69.03	87.54
12	69.50	87.50	69.43	87.42
13	-71.00	87.50	-70.93	87.42
14	70.00	87.50	69.63	87.04
17	66.80	85.00	67.22	85.54
18	67.80	84.80	68.20	85.29

NOTE- MINUS SIGNS DENOTE OUTLYING VALUES

JT3D-3A • 1800 HOUR TEST SERIES •

MODE 6

UNIT	FUEL FLOW LRM/HR	CB F/A X100	PERF F/A X100	TT7 DEG R	EPR	THRUST LRF
1	3040.	.8740	.8390	1068.	1.170	5642.
2	3080.	.8700	.8640	1104.	1.170	5640.
5	2920.	.8910	.8200	1104.	1.170	5645.
7	3230.	.8950	.9140	1122.	1.170	5644.
8	3070.	.9290	.8620	1104.	1.170	5644.
9	3000.	.9010	.8420	1104.	1.170	5644.
10	3030.	.8810	.8300	1050.	1.170	5644.
11	3080.	.9040	.8550	1068.	1.170	5670.
12	3120.	.9080	.8800	1104.	1.170	5669.
13	3280.	.9000	-.9250	1104.	1.170	5669.
14	3220.	-.7020	.8930	1068.	1.170	5669.
17	3080.	.8910	.8470	1050.	1.170	5667.
18	3130.	.9390	.8680	1068.	1.170	5666.

NOTE- MINUS SIGNS DENOTE OUTLYING VALUES

JT3D-3B • 1800 HOUR TEST SERIES •

MODE 6

UNIT	CORR FU FL LBM/HR	COR CR F/A X100	COR PF F/A X100	CORR TT7 DEG R	COR THRUST LBF
1	3028.	.8930	.8580	1091.	5680.
2	3070.	.8880	.8820	1127.	5680.
5	2922.	.9010	.8290	1116.	5680.
7	3243.	.9000	.9180	1127.	5680.
8	3082.	.9330	.8660	1109.	5680.
9	3012.	.9060	.8660	1109.	5680.
10	3042.	.8860	.8340	1055.	5680.
11	3084.	.9050	.8550	1069.	5680.
12	3129.	.9060	.8780	1102.	5680.
13	-3290.	.8980	-.9230	1102.	5680.
14	3244.	-.6940	.8840	1057.	5680.
17	3068.	.9020	.8580	1063.	5680.
18	3120.	-.9500	.8780	1080.	5680.

NOTE- MINUS SIGNS DENOTE OUTLYING VALUES

JT30-39 • 1800 HOUR TEST SERIES •

MODE 6

UNIT	CO2 CONC PER CENT	CO CONC PPM	HC CONC PPM	NO CONC PPM	NOX CONC PPM
1	1.809	217.1	19.2	24.5	26.3
2	1.806	182.3	13.5	25.1	26.3
5	1.846	189.0	16.7	24.7	25.9
7	1.853	197.6	18.1	26.4	27.7
8	1.928	169.4	11.7	26.8	28.3
9	1.869	174.9	12.5	20.5	25.8
10	1.818	218.3	-26.8	20.6	25.4
11	1.878	160.7	10.5	25.5	27.4
12	1.885	161.2	11.5	26.4	27.6
13	1.867	159.1	12.9	23.5	27.5
14	-1.453	-120.7	10.7	-18.7	-21.3
17	1.848	166.4	15.2	19.7	26.5
18	1.945	189.9	20.1	21.3	26.9

NOTE - MINUS SIGNS DENOTE OUTLYING VALUES

JT3D-3B • 1800 HOUR TEST SERIES •

MODE 6

UNIT	CO2 EI LB/KLB FU	CO EI LB/KLB FU	HC EI LB/KLB FU	NO EI LB/KLB FU	NOX EI LB/KLB FU	SMK NUMBER FRONT SIDE
1	3115.	23.79	3.62	4.42	4.73	41.59
2	3124.	20.07	2.56	4.54	4.75	44.31
5	3118.	20.32	3.08	4.35	4.57	47.30
7	3114.	21.13	3.33	4.64	4.86	47.37
8	3123.	17.46	2.07	4.53	4.78	48.31
9	3120.	18.58	2.29	3.58	4.51	44.91
10	3105.	23.73	5.00	3.68	4.54	43.36
11	3124.	17.02	1.91	4.43	4.76	49.61
12	3123.	17.00	2.08	4.58	4.79	50.65
13	3123.	16.94	2.36	4.10	4.80	50.26
14	3123.	16.51	2.52	4.19	4.79	47.11
17	3120.	17.89	2.80	3.48	4.64	49.08
18	3116.	19.37	3.52	3.56	4.50	48.31

NOTE- MINUS SIGNS DENOTE OUTLYING VALUES

JT3D-39 • 1900 HOUR TEST SERIES •

MODE 6

UNIT	FCO X100	FHC X100	FNO X100	STD FCO X100	STD FHC X100	STD FNO X100
1	6.8870	2.9860	40.5290	7.5140	3.4320	46.3400
2	6.5700	2.7140	39.6750	7.1300	3.0920	45.2150
5	6.9710	2.9460	40.2170	7.2670	3.1400	45.3980
7	7.2970	3.2190	39.9360	7.4200	3.2930	45.9000
8	7.5370	3.2190	39.9360	7.6660	3.2930	45.9000
9	6.7220	2.6550	38.1940	6.8330	2.7150	43.8940
10	6.5960	2.6550	38.1740	6.7040	2.7150	43.8940
11	7.9870	3.8390	41.4400	8.0140	3.8520	47.5950
12	8.0120	3.8290	41.2220	7.9360	3.7620	47.3760
13	7.9460	3.8290	41.2220	7.8720	3.7620	47.3760
14	6.6130	3.7940	40.5080	6.3380	3.5060	46.5700
17	6.3690	2.4170	38.1560	6.7100	2.6270	43.5590
18	6.5400	2.3220	37.5960	6.8700	2.5050	43.0800

NOTE- MINUS SIGNS DENOTE OUTLYING VALUES

JT3D-38 • 1800 HOUR TEST SERIES •

MODE 6

UNIT	NREC CO EI LB/KLB FU	NREC HC EI LB/KLB FU	NRE CNO EI LA/KLA FU	NR CNOX EI LB/KLA FU	SMK NUMBER CORRECTED
1	21.81	3.15	5.43	5.81	41.59
2	18.50	2.24	5.55	5.82	44.31
5	19.49	2.89	5.28	5.54	47.30
7	20.78	3.25	5.73	6.00	47.37
8	17.16	2.03	5.59	5.90	48.31
9	18.28	2.24	4.42	5.56	44.91
10	23.35	-4.89	4.54	5.60	43.36
11	16.96	1.90	5.47	5.87	49.61
12	17.16	2.11	5.65	5.90	50.65
13	17.10	2.40	5.06	5.92	50.26
14	17.23	2.72	5.18	5.92	47.11
17	16.98	2.58	4.27	5.73	49.08
18	18.44	3.26	4.39	5.54	48.31

NOTE- MINUS SIGNS DENOTE OUTLYING VALUES

JT3D-34 • 1800 HOUR TEST SERIES •

MODE 7

UNIT	N1 SPEED PER CENT	N2 SPEED PER CENT	CORR N1 PER CENT	CORR N2 PER CENT
1	35.10	63.00	35.48	63.68
2	36.50	64.00	36.88	64.66
5	36.00	64.00	36.19	64.34
7	36.00	63.50	36.09	63.65
8	35.50	64.00	35.59	64.15
9	36.00	63.50	36.09	63.65
10	36.00	64.00	36.09	64.15
11	36.00	64.00	36.02	64.03
12	37.00	64.50	36.96	64.44
13	36.50	63.50	36.46	63.44
14	37.00	65.00	36.81	64.66
17	36.00	64.00	36.23	64.40
18	36.60	64.00	36.81	64.37

NOTE - MINUS SIGNS DENOTE OUTLYING VALUES

JT3D-3B • 1800 HOUR TEST SERIES •

MODE 7

UNIT	FUEL FLOW LBM/HR	CB F/A X100	PERF F/A X100	T77 DEG R	EPR	THRUST LAF
1	1290.	.7900	.7730	996.	1.030	1413.
2	1320.	.7840	.7850	1032.	1.030	1495.
5	1380.	.8210	.8220	1032.	1.040	1470.
7	1350.	.7820	.8170	1041.	1.040	1412.
8	-1420.	.8180	-.8450	1032.	1.050	1454.
9	1340.	.8330	.8140	1050.	1.030	1412.
10	1320.	.8100	.7830	1023.	1.030	1454.
11	-1250.	.7910	.7350	996.	1.040	1450.
12	1300.	.7960	.7680	1032.	1.050	1484.
13	1320.	.7950	.8050	1050.	1.050	1399.
14	1290.	-.5360	.7410	996.	1.035	1503.
17	1310.	.7960	.7700	996.	1.040	1481.
18	1360.	.8340	.8200	1050.	1.050	1478.

NOTE- MINUS SIGNS DENOTE OUTLYING VALUES

JT3D-3B • 1800 HOUR TEST SERIES •

MODE 7

UNIT	CORR FU FL LRM/HR	COR CB X100	F/A COR PF X100	F/A CORR TT7 DEG R	COR THRUST LRF
1	1285.	.8070	.7900	1017.	1423.
2	1316.	.8000	.8020	1053.	1506.
5	1381.	.8300	.8310	1043.	1479.
7	1355.	.7860	.8210	1046.	1421.
8	-1426.	.8220	-.8500	1037.	1463.
9	1345.	.8370	.8180	1055.	1421.
10	1325.	.8130	.7860	1028.	1463.
11	1252.	.7920	.7350	997.	1453.
12	1304.	.7940	.7670	1030.	1487.
13	1324.	.7930	.8040	1048.	1402.
14	1299.	-.5300	.7330	925.	1506.
17	1305.	.8060	.7790	1008.	1484.
18	1356.	.8430	.8290	1062.	1482.

NOTE - MINUS SIGNS DENOTE OUTLYING VALUES

JT3D-3B • 1800 HOUR TEST SERIES •

MODE 7

UNIT	CO2 CONC PER CENT	CO CONC PPM	HC CONC PPM	NO CONC PPM	NOX CONC PPM
1	1.388	885.2	590.5	10.5	10.3
2	1.388	863.4	558.1	10.7	10.8
5	1.452	868.7	592.6	10.7	10.8
7	1.378	883.2	559.5	9.9	10.2
8	1.460	887.0	536.5	10.2	10.9
9	1.494	897.0	524.8	9.0	10.6
10	1.427	843.1	601.9	9.1	10.6
11	1.409	844.3	529.3	10.9	10.8
12	1.418	816.7	542.0	11.1	11.1
13	1.409	856.3	552.8	10.2	10.8
14	-0.949	-578.2	-370.9	6.9	-7.5
17	1.394	804.1	629.7	8.1	10.3
18	1.486	891.8	559.0	9.5	11.0

NOTE- MINUS SIGNS DENOTE OUTLYING VALUES

JT3D-38 * 1800 HOUR TEST SERIES *

MODE 7

UNIT	CO2 EI LB/KLB FU	CO EI LB/KLB FU	HC EI LB/KLB FU	NO FI LB/KLB FU	NOX EI LB/KLB FU	SMK NUMBER FRONT SIDE
1	2655.	107.77	123.50	2.10	2.10	22.47
2	2674.	105.88	117.58	2.16	2.17	26.63
5	2671.	101.72	119.20	2.05	2.08	27.27
7	2661.	108.52	118.12	1.99	2.06	25.78
8	2695.	104.23	108.32	1.98	2.11	26.26
9	2709.	103.50	104.03	1.70	2.01	26.68
10	2662.	100.12	122.78	1.78	2.07	24.15
11	2691.	102.62	110.52	2.17	2.17	26.14
12	2692.	98.67	112.49	2.20	2.20	25.86
13	2678.	103.55	114.85	2.03	2.14	27.36
14	2678.	103.92	114.50	2.05	2.22	20.00
17	2645.	97.10	130.62	1.62	2.04	-10.26
18	2691.	102.79	110.70	1.81	2.08	26.05

NOTE- MINUS SIGNS DENOTE OUTLYING VALUES

JT3D-38 • 1800 HOUR TEST SERIES •

MODE 7

UNIT	FCO X100	FHC X100	FNO X100	STD FCO X100	STD FHC X100	STD FNO X100
1	.2250	.0860	17.8090	.2280	.0960	20.2070
2	.2320	.0970	18.3090	.2350	.1070	20.7320
5	.2310	.0980	18.2830	.2320	.1070	20.5630
7	.2280	.0940	17.6000	.2270	.0950	20.1940
8	.2310	.0990	17.8330	.2310	.1010	20.4620
9	.2280	.0940	17.6000	.2270	.0950	20.1940
10	.2310	.0990	17.8330	.2310	.1010	20.4620
11	.2300	.0990	17.7650	.2300	.0990	20.3960
12	.2340	.1060	17.9390	.2330	.1040	20.6140
13	.2270	.0940	17.4740	.2260	.0930	20.0790
14	.2370	-.1130	17.9670	.2350	.1070	20.7320
17	.2310	.0970	18.1150	.2330	.1040	20.5960
18	.2310	.0980	18.0260	.2330	.1030	20.5790

NOTE - MINUS SIGNS DENOTE OUTLYING VALUES

JT3D-3B • 1800 HOUR TEST SERIES •

MODE 7

UNIT	NREC CO EI LB/KLB FU	NREC HC EI LB/KLB FU	NRE CNO FI LB/KLB FU	NR CNOX EI LB/KLB FU	SMK NUMBER CORRECTED
1	106.39	111.52	2.56	2.56	22.47
2	104.62	106.68	2.63	2.64	26.63
5	101.27	113.81	2.48	2.51	27.27
7	108.60	116.41	2.45	2.54	25.78
8	104.30	106.74	2.44	2.59	26.26
9	103.57	102.53	2.09	2.48	26.68
10	100.18	121.00	2.20	2.55	24.15
11	102.67	110.31	2.67	2.67	26.14
12	98.98	114.08	2.72	2.72	25.86
13	103.88	116.46	2.50	2.65	27.34
14	105.01	121.72	2.54	2.75	20.00
17	96.24	122.57	1.97	2.49	-30.26
18	101.98	104.45	2.22	2.55	26.05

NOTE- MINUS SIGNS DENOTE OUTLYING VALUES

JT30-3B * 1800 HOUR TEST SERIES *

MODE A

UNIT	N1 SPEED PER CENT	N2 SPEED PER CENT	CORR N1 PER CENT	CORR N2 PER CENT
1	32.00	-58.50	32.34	59.13
2	32.80	59.80	33.14	60.41
5	32.30	59.00	32.47	59.32
7	33.00	59.50	33.08	59.64
8	32.50	60.00	32.58	60.15
9	33.00	60.00	33.08	60.15
10	33.50	61.00	33.58	61.15
11	32.00	59.50	32.02	59.53
12	35.00	61.00	34.97	60.94
13	33.50	60.00	33.47	59.94
14	34.00	61.00	33.82	60.69
17	33.10	60.00	33.31	60.38
18	32.90	60.00	33.09	60.35

NOTE- MINUS SIGNS DENOTE OUTLYING VALUES

JT3D-3A • 1800 HOUR TEST SERIES •

MODE B

UNIT	FUEL FLOW LRM/HR	CR F/A X100	PERF F/A X100	TT7 DEG R	EPR	THRUST LAF
1	1.20.	.8280	.8320	996.	1.030	1072.
2	1230.	.8300	.8170	1032.	1.030	1161.
5	1200.	.8680	.8190	1032.	1.030	1085.
7	1260.	.8140	.8490	1061.	1.040	1108.
8	1230.	.8640	.8120	1032.	1.050	1143.
9	1340.	.8650	-.8920	1050.	1.030	1143.
10	1290.	.8350	.8250	1023.	1.030	1213.
11	-1170.	.8260	.7680	978.	1.030	1105.
12	1260.	.8270	.8060	1014.	1.040	1203.
13	1250.	.8300	.8290	1032.	1.040	1134.
14	1290.	-.5490	.8110	978.	1.020	1185.
17	1210.	.8270	.7890	996.	1.030	1164.
18	1280.	.8580	.8490	1032.	1.050	1162.

NOTE- MINUS SIGNS DENOTE OUTLYING VALUES

JT3D-3B • 1800 HOUR TEST SERIES •

MODE 8

UNIT	CORR FU FL LBM/HR	COR CB F/A X100	COR PF F/A X100	COR TT7 DEG R	COR THRUST LBF
1	1215.	.8460	.8500	1017.	1079.
2	1226.	.8470	.8340	1053.	1169.
5	1201.	.8770	.8280	1043.	1092.
7	1265.	.8180	.8530	1046.	1115.
8	1235.	.8690	.8160	1037.	1150.
9	1345.	.8690	-.8970	1055.	1150.
10	1295.	.8390	.8290	1028.	1220.
11	-1172.	.8270	.7690	979.	1107.
12	1264.	.8250	.8040	1012.	1206.
13	1254.	.8280	.8270	1030.	1136.
14	1299.	-.5430	.8020	-967.	1188.
17	1205.	.8380	.7990	1008.	1167.
18	1276.	.8680	.8580	1044.	1165.

NOTE- MINUS SIGNS DENOTE OUTLYING VALUES

JT30-38 • 1800 HOUR TEST SERIES •

MODE B

UNIT	CO2 CONC PER CENT	CO CONC PPM	HC CONC PPM	NO CONC PPM	NOX CONC PPM
1	1.410	985.4	748.0	9.4	9.8
2	1.415	975.0	748.8	9.6	9.9
5	1.483	991.2	774.2	9.8	10.2
7	1.398	940.0	691.3	9.3	9.9
8	1.505	1000.2	672.2	9.7	10.4
9	1.516	992.4	641.8	8.0	10.1
10	1.440	920.1	708.8	8.1	10.0
11	1.425	956.1	684.0	10.0	10.1
12	1.439	900.4	661.4	10.2	10.3
13	1.429	961.4	693.6	9.5	9.9
14	-0.938	-643.9	-472.3	6.3	-6.9
17	1.402	898.5	784.8	7.2	9.7
18	1.472	998.5	735.2	8.2	9.9

NOTE - MINUS SIGNS DENOTE OUTLYING VALUES

JT30-3B • 1800 HOUR TEST SERIES •

MODE 8

UNIT	CO2 EI LB/KLB FU	CO EI LB/KLB FU	HC EI LB/KLB FU	NO EI LB/KLB FU	NOX EI LB/KLB FU	SMK NUMBER FRONT SIDE
1	2573.	114.49	149.30	1.79	1.86	23.87
2	2576.	113.00	149.08	1.84	1.88	25.78
5	2581.	109.82	147.36	1.79	1.85	26.81
7	2596.	111.09	140.34	1.80	1.92	25.42
8	2629.	111.23	128.42	1.76	1.89	25.91
9	2646.	110.28	122.53	1.46	1.84	25.66
10	2605.	105.92	140.17	1.53	1.88	24.48
11	2606.	111.26	136.74	1.91	1.94	26.42
12	2629.	104.70	132.12	1.94	1.97	27.14
13	2602.	111.42	138.09	1.81	1.88	26.63
14	2588.	113.01	142.42	1.81	1.99	19.21
17	2562.	104.48	156.79	1.37	1.85	-36.00
18	2592.	111.86	141.50	1.50	1.83	25.23

NOTE- MINUS SIGNS DENOTE OUTLYING VALUES

JT30-38 • 1800 HOUR TEST SERIES •

MODE A

UNIT	FCO X100	FHC X100	FNO X100	STD FCO X100	STD FHC X100	STD FNO X100
1	-.2010	-.0570	16.2290	.2040	.0630	18.3970
2	.2070	.0640	16.6340	.2090	.0700	18.8190
5	.2070	.0610	16.4200	.2040	.0640	18.4580
7	.2060	.0650	16.1840	.2060	.0660	18.5650
8	.2080	.0670	16.3270	.2080	.0680	18.7300
9	.2080	.0670	16.3270	.2080	.0680	18.7300
10	.2120	.0730	16.6150	.2120	.0740	19.0610
11	.2050	.0650	16.1380	.2050	.0650	18.5280
12	.2120	.0740	16.5270	.2110	.0730	18.9930
13	.2080	.0680	16.2400	.2070	.0670	18.6630
14	.2120	.0760	16.3770	.2100	.0710	18.9060
17	.2070	.0660	16.5500	.2090	.0700	18.8070
18	.2070	.0660	16.4730	.2090	.0700	18.7970

NOTE- MINUS SIGNS DENOTE OUTLYING VALUES

JT3D-38 * 1800 HOUR TEST SERIES *

MODE 8

UNIT	NREC CO EI LB/KLB FU	NREC HC EI LB/KLB FU	NRE CNO EI LB/KLB FU	NR CNOX EI LB/KLB FU	SMK NUMPR CORRECTED
1	113.05	135.41	2.18	2.27	23.87
2	111.69	135.82	2.23	2.28	25.78
5	109.36	141.06	2.16	2.23	26.81
7	111.17	138.45	2.22	2.37	25.42
8	111.31	126.68	2.17	2.33	25.91
9	110.36	120.86	1.79	2.26	25.66
10	105.99	138.24	1.89	2.32	24.48
11	111.32	136.51	2.35	2.39	26.42
12	105.03	133.95	2.40	2.43	27.14
13	111.76	139.98	2.23	2.32	26.63
14	114.18	-151.08	2.25	2.47	19.21
17	103.57	147.48	1.67	2.25	-30.00
18	111.00	133.81	1.84	2.24	25.23

NOTE- MINUS SIGNS DENOTE OUTLYING VALUES

JT3D-38 • 2400 HOUR TEST SERIES •

UNIT	TSO HR	TSR HR	AMB TEMP DEG R	AMB PRESS IN HG	AMB HUMID LR H2O/AIR
1	22919.	2471.	514.7	29.82	.008110
2	23544.	2470.	514.2	29.82	.007800
5	22361.	2399.	511.7	29.99	.006650
7	23015.	2664.	517.2	29.88	.007640
8	23199.	2665.	517.7	29.88	.007960
10	25006.	2664.	517.2	29.89	.007630
11	23714.	2365.	517.7	30.01	.006830
12	20038.	2365.	517.7	30.01	.007370
13	22385.	2365.	517.7	30.01	.007370
17	33628.	2380.	517.7	29.88	.009090

JT3D-3B * 2400 HOUR TEST SERIES *

MODE 1

UNIT	N1 SPEED PER CENT	N2 SPEED PER CENT	CORR N1 PER CENT	CORR N2 PER CENT
1	34.00	61.00	34.13	61.24
2	33.90	61.00	34.05	61.27
5	32.50	59.00	32.72	59.40
7	34.50	61.20	34.55	61.29
8	33.00	60.20	33.03	60.26
10	33.00	60.50	33.05	60.59
11	33.50	59.50	33.53	59.56
12	34.00	60.50	34.03	60.56
13	34.50	61.00	34.53	61.06
17	33.00	59.00	33.03	59.06

NOTE- MINUS SIGNS DENOTE OUTLYING VALUES

JT3D-39 • 2400 HOUR TEST SERIES •

MODE 1

UNIT	FUEL FLOW LBM/HR	CR F/A X100	PERF F/A X100	TT7 DEG R	EPR	THRUST LRF
1	1280.	.8770	.8330	1041.	1.030	1231.
2	1280.	.8450	.8300	1032.	1.040	1233.
5	1240.	.8620	.8500	1032.	1.030	1096.
7	1330.	.8400	.8630	1050.	1.030	1232.
8	1290.	.8700	.8460	1014.	1.050	1160.
10	1270.	.8430	.8190	996.	1.030	1182.
11	-1210.	.8310	.8010	996.	1.030	1106.
12	1290.	.8440	.8290	1014.	1.040	1176.
13	1320.	.8540	.8580	1050.	1.040	1210.
17	1300.	.8870	.8790	996.	1.030	1075.

NOTE- MINUS SIGNS DENOTE OUTLYING VALUES

JT3D-3B • 2400 HOUR TEST SERIES •

MODE 1

UNIT	CORR FU FL LBM/HR	COR CB F/A X100	COR PF F/A X100	CORR TT7 DEG R	COR THRUST LBF
1	1271.	.8840	.8400	1049.	1227.
2	1270.	.8520	.8370	1041.	1229.
5	1234.	.8740	.8610	1046.	1098.
7	1326.	.8420	.8660	1053.	1230.
8	1287.	.8710	.8480	1016.	1158.
10	1267.	.8450	.8210	999.	1181.
11	1212.	.8320	.8020	998.	1109.
12	1283.	.8450	.8310	1016.	1179.
13	1323.	.8560	.8590	1052.	1214.
17	1297.	.8890	.8800	998.	1074.

NOTE- MINUS SIGNS DENOTE OUTLYING VALUES

JT30-3A • 2400 HOUR TEST SERIES •

MODE 1

UNIT	CO ₂ CONC PER CENT	CO CONC PPM	HC CONC PPM	NO CONC PPM	NO _x CONC PPM
1	1.539	980.5	660.1	10.9	9.7
2	1.473	952.6	658.6	10.1	10.0
5	1.471	990.0	771.5	8.9	9.2
7	1.464	939.6	656.7	6.7	9.8
8	1.530	991.7	627.2	11.0	11.2
10	1.463	942.4	681.0	9.2	10.0
11	1.438	940.0	689.9	7.7	9.4
12	1.454	917.4	734.4	8.7	10.1
13	1.497	1010.0	636.9	7.6	10.1
17	1.526	988.3	764.9	10.5	10.4

NOTE- MINUS SIGNS DENOTE OUTLYING VALUES

JT30-3B • 2400 HOUR TEST SERIES •

MODE 1

UNIT	CO2 EI LB/KLB FU	CO EI LB/KLB FU	HC EI LB/KLB FU	NO EI LB/KLB FU	NOX EI LB/KLB FU	SMK NUMER FRONT SIDE
1	2649.	107.41	124.23	1.95	1.95	18.16
2	2635.	108.40	128.76	1.88	1.88	20.05
5	2579.	110.43	147.86	1.62	1.69	27.50
7	2633.	107.53	129.11	1.27	1.85	22.37
8	2657.	109.58	119.06	2.00	2.04	20.78
10	2621.	107.48	133.43	1.72	1.88	20.39
11	2615.	108.81	137.21	1.47	1.80	26.01
12	2604.	104.57	143.81	1.62	1.88	25.29
13	2646.	113.64	123.12	1.41	1.86	24.68
17	2597.	107.08	142.36	1.87	1.87	24.28

NOTE- MINUS SIGNS DENOTE OUTLYING VALUES

JT3D-3B • 2400 HOUR TEST SERIES •

MODF 1

UNIT	FCO X100	FMC X100	FNO X100	STD FCO X100	STD FMC X100	STD FNO X100
1	.2110	.0710	16.2130	.2130	.0750	19.0910
2	.2110	.0710	16.3030	.2130	.0750	19.1010
5	.2030	.0600	16.1000	.2050	.0650	18.4860
7	.2120	.0740	16.4700	.2130	.0750	19.1080
8	.2080	.0680	16.0920	.2080	.0690	18.7470
10	.2090	.0700	16.2730	.2100	.0710	18.8760
11	.2050	.0650	16.2740	.2050	.0650	18.5370
12	.2100	.0700	16.3950	.2100	.0710	18.8460
13	.2120	.0730	16.5380	.2120	.0740	19.0320
17	.2030	.0620	-15.4190	.2030	.0630	18.3740

NOTE - MINUS SIGNS DENOTE OUTLYING VALUES

JT30-38 • 2400 HOUR TEST SERIES •

MODE 1

UNIT	NREC CO EI LB/KLB FU	NREC HC EI LB/KLB FU	NRE CNO EI LB/KLB FU	NR CNOX EI LB/KLB FU	SMK NUMBER CORRECTED
1	106.46	118.58	2.30	2.30	18.16
2	107.35	122.28	2.20	2.20	20.05
5	109.39	138.46	2.00	2.09	27.50
7	107.16	126.86	1.47	2.14	22.37
8	109.30	117.59	2.34	2.3A	20.7A
10	107.14	131.19	2.00	2.1A	20.39
11	108.88	136.58	1.68	2.05	26.01
12	104.64	143.14	1.87	2.17	25.29
13	113.72	122.54	1.63	2.15	24.68
17	106.80	140.61	2.23	2.23	24.28

NOTE- MINUS SIGNS DENOTE OUTLYING VALUES

TAX 1

JT3D-3B • 2400 HOUR TEST SERIES •

MODE 2

UNIT	N1 SPEED PER CENT	N2 SPEED PER CENT	CORR N1 PER CENT	CORR N2 PER CENT
1	36.40	64.00	36.54	64.25
2	36.00	64.00	36.14	64.28
5	37.50	64.50	37.76	64.94
7	36.00	64.00	36.05	64.09
8	36.00	64.00	36.03	64.05
10	-35.00	64.00	-35.05	64.09
11	36.00	64.00	36.03	64.06
12	36.00	64.00	36.03	64.06
13	37.00	64.00	37.04	64.06
17	37.00	64.50	37.04	64.56

NOTE - MINUS SIGNS DENOTE OUTLYING VALUES

JT3D-3B • 2400 HOUR TEST SERIES •

MODE 2

UNIT	FUEL FLOW LRM/HR	CB F/A X100	PERF F/A X100	TT7 DEG R	FPR	THRUST LRF
1	1350.	.8590	.8150	1041.	1.035	1476.
2	1340.	.8300	.8060	1032.	1.045	1479.
5	1400.	.8300	.8270	1032.	1.040	1526.
7	1420.	.8260	.8590	1050.	1.030	1460.
8	1380.	.8490	.8210	1014.	1.050	1457.
10	1350.	.8300	.7960	996.	1.030	1459.
11	1300.	.7970	.7630	996.	1.030	1451.
12	1330.	.8150	.7960	1032.	1.040	1451.
13	1410.	.8190	.8490	1050.	1.040	1451.
17	-1500.	.8540	.8740	996.	1.040	1500.

NOTE- MINUS SIGNS DENOTE OUTLYING VALUES

JT3D-3B • 2400 HOUR TEST SERIES •

MODE 2

UNIT	CORR FU FL LRM/HR	COR CR F/A X100	COR PF F/A X100	COR TT7 DEG R	COR THRUST LRF
1	1340.	.8660	.8210	1049.	1471.
2	1330.	.8380	.8130	1041.	1474.
5	1394.	.8420	.8390	1046.	1530.
7	1416.	.8290	.8620	1053.	1458.
8	1377.	.8500	.8220	1016.	1455.
10	1347.	.8320	.7980	999.	1458.
11	-1307.	.7980	.7650	998.	1455.
12	1337.	.8160	.7960	1034.	1455.
13	1413.	.8210	.8510	1052.	1455.
17	-1497.	.8560	.8760	998.	1498.

NOTE- MINUS SIGNS DENOTE OUTLYING VALUES

JY3D-3B • 2400 HOUR TEST SERIES •

MODE 2

UNIT	CO2 CONC PER CENT	CO CONC PPM	HC CONC PPM	NO CONC PPM	NOX CONC PPM
1	1.540	920.4	550.3	9.9	9.5
2	1.485	884.8	544.5	10.1	10.1
5	1.485	854.5	556.1	8.7	10.1
7	1.479	868.9	536.0	7.8	10.8
8	1.537	889.2	497.0	10.7	11.3
10	1.480	868.8	560.2	10.1	10.4
11	1.427	831.1	526.5	7.8	10.4
12	1.457	842.6	551.6	8.8	10.6
13	1.466	933.3	521.0	7.3	10.6
17	1.541	843.9	538.3	11.0	11.7

NOTE- MINUS SIGNS DENOTE OUTLYING VALUES

JT3D-38 • 2400 HOUR TEST SERIES •

MODE 2

UNIT	CO2 EI LB/KLB FU	CO EI LB/KLB FU	HC EI LB/KLB FU	NO EI LB/KLB FU	NOX EI LB/KLB FU	SMK NUMBER FRONT SIDE
1	2706.	102.92	105.73	1.81	1.81	18.16
2	2700.	102.40	108.26	1.92	1.92	20.26
5	2699.	98.88	110.55	1.65	1.92	28.28
7	2703.	101.06	107.09	1.49	2.05	21.72
8	2733.	100.61	96.62	1.99	2.09	20.85
10	2692.	100.60	111.43	1.93	1.98	20.26
11	2706.	100.27	109.11	1.55	2.07	25.46
12	2700.	99.40	111.78	1.70	2.06	25.42
13	2703.	-109.51	105.02	1.41	2.04	24.42
17	2722.	94.88	103.97	2.03	2.16	25.76

NOTE- MINUS SIGNS DENOTE OUTLYING VALUES

JT3D-38 • 2400 HOUR TEST SERIES •

MODE 2

UNIT	FCO X100	FHC X100	FNO X100	STD FCO X100	STD FHC X100	STD FNO X100
1	.2300	.0970	17.4160	.2320	.1020	20.5120
2	.2300	.0970	17.5170	.2320	.1020	20.5290
5	.2350	.1030	18.1750	.2370	.1100	20.8840
7	.2300	.0980	17.6070	.2310	.1000	20.4290
8	.2300	.0990	17.5020	.2300	.1000	20.4120
10	.2300	.0980	17.6100	.2310	.1000	20.4290
11	.2310	.0990	17.9190	.2300	.1000	20.4120
12	.2310	.0990	17.7370	.2300	.1000	20.4120
13	.2310	.0990	17.7370	.2300	.1000	20.4120
17	.2340	.1040	17.3530	.2340	.1060	20.6810

NOTE- MINUS SIGNS DENOTE OUTLYING VALUES

JT3D-38 • 2400 HOUR TEST SERIES •

MODE 2

UNIT	NREC CO FI LB/KLB FU	NREC HC EI LB/KLB FU	NRE CNO EI LB/KLB FU	NR CNOX EI LB/KLB FU	SMK NUMBER CORRECTED
1	102.00	100.80	2.13	2.13	18.16
2	101.40	102.68	2.25	2.25	20.26
5	97.92	103.15	2.03	2.37	28.28
7	100.71	105.18	1.73	2.38	21.72
8	100.35	95.39	2.32	2.44	20.85
10	100.28	109.50	2.23	2.30	20.26
11	100.33	108.57	1.76	2.36	25.46
12	99.46	111.23	1.96	2.37	25.42
13	-109.58	104.50	1.62	2.35	24.42
17	94.63	102.64	2.42	2.57	25.76

NOTE - MINUS SIGNS DENOTE OUTLYING VALUES

JT30-38 • 2400 HOUR TEST SERIES •

MODE 3

UNIT	N1 SPEED PER CENT	N2 SPEED PER CENT	CORR N1 PER CENT	CORR N2 PER CENT
1	102.40	101.00	102.80	101.39
2	102.50	101.00	102.95	101.44
5	104.00	100.20	104.71	100.88
7	103.00	99.60	103.15	-99.74
8	104.00	100.30	104.10	100.40
10	102.00	101.00	102.15	101.15
11	103.00	101.00	103.10	101.10
12	103.20	101.00	103.30	101.10
13	103.50	101.00	103.60	101.10
17	102.00	100.00	102.10	100.10

NOTE- MINUS SIGNS DENOTE OUTLYING VALUES

JT30-3B • 2400 HOUR TEST SERIES •

MODE 3

UNIT	FUEL FLOW LBM/HR	CR F/A X100	PERF F/A X100	TT7 DEG R	EPR	THRUST LRF
1	9600.	1.5200	1.3660	1428.	1.840	17968.
2	9700.	1.5690	1.3800	1428.	1.840	17968.
5	9500.	1.6040	1.3360	1410.	1.840	17866.
7	9500.	1.5400	1.3410	1410.	1.840	17932.
8	9500.	1.5900	1.3320	1392.	1.840	17932.
10	-9100.	1.5590	1.2750	1392.	1.840	17926.
11	9800.	1.6530	1.3590	1374.	1.840	17854.
12	9400.	1.5790	1.3210	1410.	1.840	17854.
13	9600.	1.6370	1.3580	1428.	1.840	17854.
17	9800.	1.6310	1.3740	1392.	1.840	17932.

NOTE- MINUS SIGNS DENOTE OUTLYING VALUES

JT30-38 * 2400 HOUR TEST SERIES *

MODE 3

UNIT	CORR FU FL LBM/HR	COR CB F/A X100	COR PF F/A X100	CORR TT7 DEG R	COR THRUST LBF
1	9531.	1.5320	1.3770	1439.	17908.
2	9626.	1.5820	1.3930	1440.	17908.
5	9458.	1.6260	1.3540	1429.	17908.
7	9474.	1.5440	1.3450	1414.	17908.
8	9478.	1.5940	1.3350	1394.	17908.
10	-9078.	1.5640	1.2790	1396.	17908.
11	9820.	1.6570	1.3620	1376.	17908.
12	9419.	1.5820	1.3230	1412.	17908.
13	9620.	1.6400	1.3600	1430.	17908.
17	9777.	1.6340	1.3770	1394.	17908.

NOTE- MINUS SIGNS DENOTE OUTLYING VALUES

JT3D-3B • 2400 HOUR TEST SERIES •

MODE 3

UNIT	CO2 CONC PER CENT	CO CONC PPM	HC CONC PPM	NO CONC PPM	NOX CONC PPM
1	3.206	18.8	7.4	89.8	83.9
2	3.312	17.9	5.7	96.1	87.1
5	3.387	19.2	5.2	85.8	81.2
7	3.248	21.8	4.3	87.9	84.6
8	3.357	16.9	4.2	97.9	94.6
10	3.290	19.4	3.0	91.2	89.9
11	3.499	-7.5	4.7	98.7	95.2
12	3.378	20.2	4.0	91.9	89.6
13	3.460	-56.3	1.8	94.8	94.0
17	3.443	19.3	3.0	103.5	97.5

NOTE- MINUS SIGNS DENOTE OUTLYING VALUES

JT3D-3B • 2400 HOUR TEST SERIES •

MODE 3

UNIT	CO2 EI LB/KLB FU	CO EI LB/KLB FU	HC EI LB/KLB FU	NO EI LB/KLB FU	NOX EI LB/KLB FU	SMK MINNER FRONT SIDE
1	3154.	1.17	.80	9.24	9.24	51.51
2	3155.	1.08	.60	9.57	9.57	50.39
5	3155.	1.14	.53	-8.36	-8.36	57.79
7	3153.	1.35	.45	8.92	8.92	52.94
8	3153.	1.01	.43	9.61	9.61	48.89
10	3153.	1.18	.31	9.14	9.14	51.30
11	-3161.	-.43	.47	9.32	9.32	54.07
12	-3160.	1.21	.41	9.10	9.10	56.04
13	3157.	-3.27	.18	9.04	9.04	55.96
17	3153.	1.12	.30	9.91	9.91	55.69

NOTE- MINUS SIGNS DENOTE OUTLYING VALUES

JT3D-3B • 2400 HOUR TEST SERIES •

MODE 3

UNIT	FCO X100	FHC X100	FNO X100	STD FCO X100	STD FHC X100	STD FNO X100
1	81.9320	80.5560	81.8880	87.6380	86.7980	96.9830
2	90.0840	80.6610	82.4170	97.4090	87.6650	97.1950
5	88.8690	69.8080	81.7390	99.9600	78.3120	94.8170
7	72.9790	60.3940	-77.4950	74.9060	62.0770	90.0940
8	86.9910	69.5650	79.4430	88.6770	70.9410	92.7790
10	88.4200	80.3660	82.5270	90.8180	82.6010	95.9340
11	107.4570	80.8400	83.9180	109.3170	81.7890	95.7260
12	92.2040	80.8400	83.0650	93.6870	81.7890	95.7260
13	103.8410	80.8400	83.0650	105.6100	81.7890	95.7260
17	91.1800	65.4520	-76.7060	92.9990	66.7220	91.5360

NOTE- MINUS SIGNS DENOTE OUTLYING VALUES

JT30-38 * 2400 HOUR TEST SERIES *

MC 3

UNIT	NREC CO EI LB/KLB FU	NREC HC EI LB/KLB FU	NRE CNO EI LB/KLB FU	NR CNOX EI LB/KLB FU	SMK NUMBER CORRECTED
1	1.10	.74	10.94	10.94	51.51
2	1.00	.55	11.29	11.29	50.39
5	1.01	.47	10.41	10.41	57.79
7	1.32	.44	10.37	10.37	52.94
8	.99	.42	11.23	11.23	48.89
10	1.15	.30	10.62	10.62	51.30
11	-.42	.46	10.64	10.64	54.07
12	1.20	.41	10.48	10.48	56.04
13	-3.21	.18	10.42	10.42	55.96
17	1.10	.30	11.83	11.83	55.69

NOTE- MINUS SIGNS DENOTE OUTLYING VALUES

JT3D-38 • 2400 HOUR TEST SERIES •

MODE 4

UNIT	N1 SPEED PER CENT	N2 SPEED PER CENT	CORR N1 PER CENT	CORR N2 PER CENT
1	96.80	99.00	97.18	99.38
2	95.80	96.00	96.22	98.63
5	97.00	97.50	97.66	98.16
7	97.00	97.50	97.14	97.64
8	98.00	98.00	98.09	98.09
10	96.00	98.80	96.14	98.94
11	96.80	99.00	96.89	99.10
12	97.20	99.00	97.29	99.10
13	97.00	98.20	97.09	98.29
17	96.00	97.20	96.09	97.29

NOTE- MINUS SIGNS DENOTE OUTLYING VALUES

JT3D-3B • 2400 HOUR TEST SERIES •

MODE 4

UNIT	FUEL FLOW LBM/HR	CR F/A X100	PERF F/A X100	TY7 DEG R	EPR	THRUST LRF
1	8000.	1.3690	1.2590	1338.	1.650	15261.
2	7800.	1.3780	1.2270	1338.	1.650	15261.
5	7600.	1.3770	1.1480	-1248.	1.650	15174.
7	7900.	1.3720	1.2320	1320.	1.650	15230.
8	8000.	1.4230	1.2390	1302.	1.650	15230.
10	7500.	1.4080	1.1530	1284.	1.650	15225.
11	8100.	1.4290	1.2410	1284.	1.650	15164.
12	7700.	1.3930	1.2200	-1374.	1.650	15164.
13	8000.	-1.4720	1.2430	1320.	1.650	15164.
17	7800.	1.4120	1.2000	1284.	1.650	15230.

NOTE- MINUS SIGNS DENOTE OUTLYING VALUES

JT3D-38 • 2400 HOUR TEST SERIES •

MODE 4

UNIT	CORR FU FL LBM/HR	COR CR F/A X100	COR PF F/A X100	COR TT7 DEG R	COR THRUST LBF
1	7942.	1.3790	1.2690	1348.	15210.
2	7740.	1.3900	1.2380	1349.	15210.
5	7546.	1.3960	1.1640	1265.	15210.
7	7878.	1.3760	1.2360	1324.	15210.
8	7982.	1.4260	1.2420	1304.	15210.
10	7482.	1.4130	1.1570	1287.	15210.
11	8117.	1.4320	1.2430	1286.	15210.
12	7716.	1.3960	1.2220	-1376.	15210.
13	8016.	-1.4750	1.2450	1322.	15210.
17	7782.	1.4150	1.2020	1286.	15210.

NOTE- MINUS SIGNS DENOTE OUTLYING VALUES

JT3D-38 • 2400 HOUR TEST SERIES •

MORE 4

UNIT	CO2 CONC PER CENT	CO CONC PPM	HC CONC PPM	NO CONC PPM	NOX CONC PPM
1	2.882	26.0	4.9	71.2	67.5
2	2.902	26.1	3.7	73.0	66.8
5	2.901	30.8	3.0	-62.4	-61.0
7	2.887	31.6	3.0	68.3	66.8
8	2.998	22.0	3.0	75.7	74.9
10	2.967	27.4	1.8	69.8	70.0
11	3.018	-15.3	2.6	74.5	74.6
12	2.940	26.6	2.4	70.4	69.9
13	-3.106	-56.4	3.3	71.4	72.0
17	2.975	27.4	1.9	76.2	74.9

NOTE- MINUS SIGNS DENOTE OUTLYING VALUES

JT3D-38 • 2400 HOUR TEST SERIES •

MODE 4

UNIT	CO2 EI LB/KLB FU	CO EI LB/KLB FU	HC EI LB/KLB FU	NO EI LB/KLB FU	NOX EI LB/KLB FU	SMK NUMBER FRONT SIDE
1	3154.	1.81	.59	8.15	8.15	51.82
2	3154.	1.80	.45	8.29	8.29	51.32
5	3154.	2.13	.35	-7.09	-7.09	58.50
7	3151.	2.20	.36	7.79	7.79	54.21
8	3153.	1.47	.35	8.32	8.32	53.11
10	3152.	1.85	.21	7.75	7.78	52.04
11	-3160.	-1.02	.30	8.16	8.17	56.60
12	-3159.	1.82	.29	7.90	7.90	56.09
13	3156.	-3.65	.36	7.59	7.64	55.79
17	3152.	1.85	.22	8.44	8.44	56.23

NOTE- MINUS SIGNS DENOTE OUTLYING VALUES

JT3D-3B • 2400 HOUR TEST SERIES •

MODE 4

UNIT	FCO X100	FHC X100	FNO X100	STD FCO X100	STD FHC X100	STD FNO X100
1	50.6620	53.6090	74.8710	53.7190	57.6420	88.6340
2	46.2230	43.6580	71.9970	49.3250	47.2820	84.8440
5	43.9990	39.8810	72.2300	48.3590	44.5180	83.7000
7	42.9820	38.3610	70.0440	43.9500	39.3980	81.4170
8	49.5800	42.9880	71.4150	50.3950	43.7990	83.3920
10	52.9460	51.2450	74.7460	54.1810	52.6250	86.8730
11	56.1650	53.7090	76.6970	56.9200	54.3110	87.4790
12	52.8840	53.7090	75.9170	53.5720	54.3110	87.4790
13	55.3950	45.3830	73.1380	56.1590	45.8820	84.2730
17	44.2450	35.6380	-66.9840	44.9570	36.3030	-79.9220

NOTE- MINUS SIGNS DENOTE OUTLYING VALUES

JT3D-38 * 2400 HOUR TEST SERIES *

MODE 4

UNIT	NREC CO FI LB/KLR FU	NREC HC EI LA/KLR FU	NRE CNO EI LA/KLR FU	NR CNOX EI LA/KLR FU	SMK NUMBER CORRECTED
1	1.71	.55	9.65	9.65	51.82
2	1.69	.41	9.77	9.77	51.32
5	1.94	.32	8.83	-8.83	58.50
7	2.15	.35	9.06	9.06	54.21
8	1.45	.34	9.72	9.72	53.11
10	1.81	.20	9.01	9.04	52.04
11	-1.00	.30	9.30	9.32	56.60
12	1.80	.28	9.11	9.11	56.09
13	-3.60	.36	8.74	-8.81	55.79
17	1.82	.22	10.07	10.07	56.23

NOTE- MINUS SIGNS DENOTE OUTLYING VALUES

JT30-38 * 2400 HOUR TEST SERIES *

MODE 5

UNIT	N1 SPEED PER CENT	N2 SPEED PER CENT	CORR N1 PER CENT	CORR N2 PER CENT
1	85.30	94.00	85.63	94.36
2	85.00	93.00	85.37	93.41
5	86.00	93.00	86.59	93.53
7	85.00	92.80	85.12	-92.93
8	87.00	93.80	87.08	93.89
10	85.00	94.00	85.12	94.14
11	85.50	94.00	85.58	94.09
12	86.00	94.00	86.08	94.09
13	86.50	94.00	86.58	94.09
17	85.00	93.10	85.08	93.19

NOTE- MINUS SIGNS DENOTE OUTLYING VALUES

JT30-33 • 2400 HOUR TEST SERIES •

MODE 5

UNIT	FUEL FLOW LBM/HR	CB F/A X100	PERF F/A X100	TT7 DEG R	EPR	THRUST LBF
1	5500.	1.1360	1.0750	1221.	1.390	10766.
2	5700.	1.1410	1.1100	1212.	1.390	10766.
5	5300.	1.1410	1.0110	1176.	1.390	10705.
7	5500.	1.1220	1.0690	1212.	1.390	10744.
8	5800.	-1.2210	1.1110	1176.	1.390	10744.
10	5000.	1.1440	.9420	-1140.	1.390	10741.
11	5500.	1.1550	1.0490	1176.	1.390	10698.
12	5200.	1.1500	1.0140	1230.	1.390	10698.
13	5600.	-1.2190	1.0940	1212.	1.390	10698.
17	5400.	1.1800	1.0340	1176.	1.390	10744.

NOTE - MINUS SIGNS DENOTE OUTLYING VALUES

JT3D-3B • 2400 HOUR TEST SERIES •

MODE 5

UNIT	CORR FU FL LRM/HR	COR CB F/A X100	COR PF F/A X100	CORR TT7 DFG R	COR THRUST LAF
1	5460.	1.1450	1.0830	1230.	10730.
2	5656.	1.1510	1.1200	1222.	10730.
5	5276.	1.1570	1.0250	1192.	10730.
7	5485.	1.1260	1.0770	1215.	10730.
8	5787.	-1.2240	1.1130	1178.	10730.
10	4988.	1.1510	.9450	-1143.	10730.
11	5511.	1.1570	1.0510	1178.	10730.
12	5211.	1.1530	1.0160	1232.	10730.
13	5611.	-1.2220	1.0860	1214.	10730.
17	5388.	1.1820	1.0360	1178.	10730.

NOTE- MINUS SIGNS DENOTE OUTLYING VALUES

JT3D-3B • 2400 HOUR TEST SERIES •

MODE 5

UNIT	CO2 CONC PER CFNT	CO CONC PPM	HC CONC PPM	NO CONC PPM	NOX CONC PPM
1	2.392	69.5	4.6	43.1	43.1
2	2.393	74.1	3.8	44.2	42.4
5	2.391	87.1	4.2	38.0	40.6
7	2.348	-93.9	5.4	43.1	44.1
8	-2.564	59.6	3.1	47.5	49.2
10	2.404	88.2	3.5	40.8	46.5
11	2.427	61.5	3.6	42.3	45.6
12	2.415	75.8	3.3	40.9	44.3
13	-2.563	62.8	3.7	41.0	46.4
17	2.474	74.3	2.9	44.5	47.8

NOTE- MINUS SIGNS DENOTE OUTLYING VALUES

JT3D-38 * 2400 HOUR TEST SERIES *

MODE 5

UNIT	CO2 EI LB/KLB FU	CO EI LB/KLB FU	HC EI LB/KLB FU	NO FI LB/KLB FU	NOX EI LB/KLB FU	SMK NUMER FRONT SIDE
1	3147.	5.85	.66	5.95	5.95	47.58
2	3147.	6.20	.55	6.07	6.07	51.90
5	3145.	7.29	.60	5.22	5.58	56.88
7	3141.	-8.00	.79	6.02	6.17	52.80
8	3147.	4.66	.41	4.09	6.32	51.69
10	3143.	7.34	.50	5.58	6.09	49.87
11	-3153.	5.09	.52	5.74	6.19	56.24
12	-3152.	6.30	.46	5.59	6.05	55.73
13	-3154.	4.92	.50	5.28	5.97	55.09
17	3145.	6.01	.40	5.91	6.36	56.34

NOTE-- MINUS SIGNS DENOTE OUTLYING VALUES

JT3D-3B • 2400 HOUR TEST SERIES •

MODE 5

UNIT	FCO X100	FMC X100	FNO X100	STD FCO X100	STD FMC X100	STD FNO X100
1	20.7630	16.6090	57.4160	21.3330	17.7650	67.8960
2	18.1790	12.9130	54.5210	19.1350	13.9020	64.1710
5	18.4030	13.3200	56.2310	19.8200	14.7450	65.0480
7	17.3010	12.1770	53.8740	17.6050	12.4930	62.5980
8	22.0340	15.4740	56.5690	22.3280	15.7480	66.0420
10	20.5500	16.3570	57.6700	20.9190	16.7660	67.0000
11	20.7750	16.4110	58.6020	20.9720	16.5730	66.8220
12	20.6500	16.4110	58.0060	20.8450	16.5730	66.8220
13	22.5930	16.4110	58.0060	22.8200	16.5730	66.8220
17	19.1430	12.9330	-53.1190	19.3890	13.1610	63.3650

NOTE- MINUS SIGNS DENOTE OUTLYING VALUES

JT3D-3B * 2400 HOUR TEST SERIES *

MODE 5

UNIT	NREC CO EI LB/KLB FU	NREC HC EI LB/KLB FU	NRE CNO EI LB/KLB FU	NR CNOX EI LB/KLB FU	SMK NUMBER CORRECTED
1	5.58	.62	7.04	7.04	47.53
2	5.89	.51	7.14	7.14	51.90
5	6.77	.54	6.49	6.94	56.88
7	-7.86	.77	6.99	7.17	52.80
8	4.60	.41	7.11	7.37	51.69
10	7.21	.49	6.48	7.07	49.87
11	5.04	.51	6.55	7.06	56.24
12	6.74	.46	6.43	6.97	55.73
13	4.87	.50	-6.08	6.88	55.09
17	5.93	.39	7.05	7.58	56.34

NOTE- MINUS SIGNS DENOTE OUTLYING VALLES

JT3D-3B • 2400 HOUR TEST SERIES •

MODE 6

UNIT	N1 SPEED PER CENT	N2 SPEED PER CENT	CORR N1 PER CENT	CORR N2 PER CENT
1	67.20	86.00	67.46	86.33
2	66.10	85.00	66.39	85.37
5	67.00	85.00	67.46	85.58
7	66.00	84.50	66.10	-84.62
8	70.00	86.50	70.07	86.58
10	67.00	86.00	67.10	86.12
11	67.20	86.00	67.26	86.08
12	68.80	86.80	68.87	86.88
13	69.20	86.00	69.27	86.08
17	67.00	85.00	67.06	85.08

NOTE- MINUS SIGN. ENOTE OUTLYING VALUES

JT3D-3A • 2400 HOUR TEST SERIES •

MONF 6

UNIT	FUEL FLOW LBM/HR	CR F/A X100	PERF F/A X100	TYT DEG R	EPR	THRUST LBF
1	2980.	.8840	.8450	1104.	1.170	5699.
2	2850.	.8450	.8010	1086.	1.170	5699.
5	2930.	.8720	.8160	1077.	1.170	5667.
7	2900.	.8540	.8200	1104.	1.170	5688.
8	3110.	.9330	.8730	1086.	1.170	5688.
10	3020.	.8750	.8330	1050.	1.170	5686.
11	2970.	.8550	.8230	1068.	1.170	5663.
12	3060.	.8780	.8690	1122.	1.170	5663.
13	3170.	.9230	.8930	1104.	1.170	5663.
17	3080.	.8950	.8570	1068.	1.170	5688.

NOTE- MINUS SIGNS DENOTE OUTLYING VALUES

JT3D-38 • 2400 HOUR TEST SERIES •

MODE 6

UNIT	CORR FU FL LBM/HR	COR CB X100	F/A COR PF X100	F/A CORR YT7 DEG R	COR THRUST LBF
1	2959.	.8910	.8510	1112.	5680.
2	-2828.	.8530	.8080	1095.	5680.
5	2917.	.8840	.8270	1091.	5680.
7	2892.	.8570	.8230	1107.	5680.
8	3103.	.9350	.8740	1088.	5680.
10	3013.	.8770	.8360	1053.	5680.
11	2976.	.8570	.8250	1070.	5680.
12	3066.	.8800	.8700	1124.	5680.
13	3176.	.9250	.8950	1106.	5680.
17	3073.	.8970	.8590	1070.	5680.

NOTE- MINUS SIGNS DENOTE OUTLYING VALUES

JT3D-3B • 2400 HOUR TEST SERIES •

MODE 6

UNIT	CO ₂ CONC PER CENT	CO CONC PPM	HC CONC PPM	NO CONC PPM	NOX CONC PPM
1	1.826	224.2	21.4	24.7	24.3
2	1.744	218.6	22.3	24.7	-22.4
5	1.806	196.3	23.0	24.1	23.7
7	1.766	209.1	22.5	26.4	25.2
8	1.936	189.1	14.8	28.1	28.4
10	1.806	214.0	22.2	24.1	25.2
11	1.772	194.3	18.8	24.4	25.2
12	1.823	174.8	14.7	25.3	25.9
13	1.896	-416.0	19.3	20.4	25.7
17	1.855	178.2	14.5	24.0	27.0

NOTE - MINUS SIGNS DENOTE OUTLYING VALUES

JT3D-3B * 2400 HOUR TEST SERIES *

MODE 6

UNIT	CO2 EI LB/KLB FU	CO EI LB/KLB FU	HC EI LB/KLB FU	NO EI LB/KLB FU	NOX EI LB/KLB FU	SMK NUMBER FRONT SIDE
1	3109.	24.29	3.98	4.40	4.40	37.34
2	3107.	24.78	4.35	4.61	4.61	37.93
5	3112.	21.56	4.33	4.34	4.34	47.40
7	3107.	23.44	4.33	4.86	4.86	40.79
8	3118.	19.40	2.61	4.73	4.79	44.62
10	3108.	23.44	4.18	4.33	4.53	41.48
11	3119.	21.77	3.63	4.49	4.64	48.83
12	3125.	19.07	2.76	4.53	4.65	49.22
13	-3086.	-43.14	3.44	3.48	4.38	47.78
17	3119.	19.07	2.66	4.21	4.74	48.57

NOTE- MINUS SIGNS DENOTE OUTLYING VALUES

JT30-38 • 2400 HOUR TEST SERIES •

MODE 6

UNIT	FCO X100	FMC X100	FNO X100	STD FCO X100	STD FMC X100	STD FNO X100
1	6.8680	2.9850	39.2300	7.1210	3.0650	45.1450
2	6.0700	2.3800	36.7860	6.3110	2.5430	43.2300
5	6.2620	2.4210	37.8170	6.6210	2.6490	43.6420
7	5.8660	2.1440	35.9610	-5.9250	2.1920	-41.7430
8	7.5160	3.1640	39.1120	7.5920	3.2150	45.6470
10	6.8090	2.8800	38.5180	6.9020	2.9440	44.7260
11	6.7060	2.8970	39.1650	6.7480	2.9210	44.6430
12	7.3430	3.3760	40.1640	7.3910	3.4040	46.2530
13	7.1510	2.8970	38.7670	7.1990	2.9210	44.6430
17	6.3460	2.3650	-35.7760	6.4080	2.4020	42.6620

NOTE - MINUS SIGNS DENOTE OUTLYING VALUES

JT3D-3B • 2400 HOUR TEST SERIES •

MODE 6

UNIT	NREC CO EI LB/KLB FU	NREC HC EI LB/KLB FU	NRE CNO EI LB/KLB FU	NR CNOX EI LB/KLB FU	SMK NUMBER CORRECTED
1	23.43	3.74	5.20	5.20	37.34
2	23.84	4.07	5.42	5.42	37.93
5	20.39	3.96	5.38	5.38	47.40
7	23.13	4.23	5.65	5.65	40.79
8	19.21	2.57	5.52	5.59	44.62
10	23.13	4.09	5.03	5.26	41.48
11	21.63	3.60	5.11	5.29	48.83
12	18.95	2.74	5.21	5.35	49.22
13	-42.85	3.41	-4.01	-5.04	47.78
17	18.88	2.52	5.03	5.66	48.57

NOTE- MINUS SIGNS DENOTE OUTLYING VALUES

JT3D-38 • 2400 HOUR TEST SERIES •

MODE 7

UNIT	N1 SPEED PER CENT	N2 SPEED PER CENT	CORR N1 PER CENT	CORR N2 PER CENT
1	35.00	63.00	35.14	63.24
2	35.80	64.00	35.96	64.28
5	36.00	64.00	36.25	64.44
7	37.00	64.00	37.05	64.09
8	36.00	64.00	36.03	64.06
10	36.00	64.00	36.05	64.09
11	36.00	64.00	36.03	64.06
12	36.00	64.00	36.03	64.06
13	36.50	64.00	36.54	64.06
17	36.00	63.00	36.03	63.06

NOTE - MINUS SIGNS DENOTE OUTLYING VALUES

JT30-38 • 2400 HOUR TEST SERIES •

MODE 7

UNIT	FUEL FLOW LBM/HR	CB F/A X100	PERF F/A X100	TT7 DEG R	EPR	THRUST LBF
1	1260.	.8050	.7760	1032.	1.035	1390.
2	1280.	.7990	.7690	1032.	1.045	1479.
5	1320.	.8140	.7890	1032.	1.050	1484.
7	1350.	.7910	.8100	1032.	1.030	1460.
8	1330.	.8270	.7910	1014.	1.050	1457.
10	1340.	.7990	.7900	996.	1.030	1459.
11	1260.	.7690	.7400	996.	1.040	1451.
12	1300.	.7910	.7830	1050.	1.040	1451.
13	1330.	.8290	.8010	1050.	1.040	1451.
17	-1400.	.7930	-.8460	996.	1.040	1372.

NOTE- MINUS SIGNS DENOTE OUTLYING VALUES

JT3D-3A • 2400 HOUR TEST SERIES •

MODE 7

UNIT	CORR FU FL LRM/HR	COR CB X100	F/A COR PF F/A X100	CORR TT7 DEG R	COR THRUST LBF
1	1251.	.8120	.7820	1040.	1385.
2	1270.	.8060	.7760	1041.	1474.
5	1314.	.8250	.8000	1046.	1487.
7	1346.	.7930	.8120	1035.	1458.
8	1327.	.8280	.7930	1016.	1455.
10	1337.	.8020	.7920	999.	1458.
11	1267.	.7700	.7410	998.	1455.
12	1307.	.7930	.7850	1052.	1455.
13	1337.	.8310	.8030	1052.	1455.
17	-1397.	.7950	-.8470	998.	1370.

NOTE- MINUS SIGNS DENOTE OUTLYING VALUES

JT3D-3B * 2400 HOUR TEST SERIES *

MODE 7

UNIT	CO2 CONC PER CENT	CO CONC PPM	HC CONC PPM	NO CONC PPM	NOX CONC PPM
1	1.418	904.7	586.5	11.2	10.1
2	1.409	881.2	576.5	11.2	9.4
5	1.432	970.8	609.0	11.1	10.2
7	1.394	861.4	572.8	11.6	11.1
8	1.496	881.9	480.7	12.0	11.5
10	1.422	851.4	546.0	10.7	10.7
11	1.363	823.3	546.6	10.1	10.3
12	1.407	829.4	556.7	10.6	10.6
13	1.476	-942.9	556.3	8.3	10.5
17	1.392	842.7	602.6	11.6	11.5

NOTE- MINUS SIGNS DENOTE OUTLYING VALUES

JT3D-38 • 2400 HOUR TEST SERIES •

MODE 7

UNIT	CO ₂ EI LB/KL ³ FU	CO EI LB/KL ³ FU	HC EI LB/KL ³ FU	NO EI LB/KL ³ FU	NOX EI LB/KL ³ FU	SMK NUMBER FRONT SIDE
1	2659.	107.99	120.27	2.20	2.20	19.82
2	2664.	106.08	117.23	2.21	2.21	21.88
5	2658.	102.85	123.58	2.15	2.15	28.94
7	2663.	104.73	119.66	2.31	2.31	22.32
8	2732.	102.46	95.94	2.29	2.29	21.00
10	2686.	102.36	112.79	2.11	1.11	20.39
11	2679.	102.97	117.45	2.07	2.13	26.47
12	2686.	100.76	116.18	2.12	2.12	26.27
13	2687.	109.14	110.74	1.52	2.00	26.87
17	2651.	102.13	125.46	2.30	2.30	27.97

NOTE - MINUS SIGNS DENOTE OUTLYING VALUES

JT30-38 • 2400 HOUR TEST SERIES •

MODF 7

UNIT	FCO X100	FHC X100	FNO X100	STD FCO X100	STD FHC X100	STD FNO X100
1	-.2220	.0870	16.9630	.2240	.0910	19.9760
2	.2300	.0970	17.5170	.2320	.1020	20.5290
5	.2310	.0970	17.9400	.2330	.1040	20.6130
7	.2300	.0980	17.6070	.2310	.1000	20.4290
8	.2300	.0990	17.5020	.2300	.1000	20.4120
10	.2300	.0980	17.6100	.2310	.1000	20.4290
11	.2310	.0990	17.9190	.2300	.1000	20.4120
12	.2310	.0990	17.7370	.2300	.1000	20.4120
13	.2310	.0990	17.7370	.2300	.1000	20.4120
17	.2230	.0880	-16.6800	.2230	.0890	19.8780

NOTE- MINUS SIGNS DENOTE OUTLYING VALUES

JT3D-34 • 2400 HOUR TEST SERIES •

MODE 7

UNIT	NREC CO FI LB/KLB FU	NREC MC EI LB/KLB FU	NRF CNO FI LB/KLB FU	NR CNOX EI LB/KLB FU	SMK NUMBER CORRECTED
1	107.02	114.71	2.59	2.59	19.42
2	105.04	113.08	2.60	2.60	21.88
5	101.86	115.35	2.65	2.65	28.94
7	104.37	117.52	2.68	2.68	22.32
8	102.19	94.72	2.67	2.67	21.00
10	102.04	110.84	2.45	2.45	20.39
11	103.03	116.87	2.36	2.42	26.47
12	100.42	115.60	2.44	2.44	26.27
13	-109.21	110.19	1.82	2.30	26.87
17	101.87	123.88	2.74	2.74	27.97

NOTE- MINUS SIGNS DENOTE OUTLYING VALUES

JT3D-38 • 2400 HOUR TEST SERIES •

MODE 8

UNIT	N1 SPEED PER CENT	N2 SPEED PER CENT	CORR N1 PER CENT	CORR N2 PER CENT
1	33.00	60.00	33.13	60.23
2	33.00	61.00	33.14	61.27
5	32.50	59.00	32.72	59.40
7	35.00	61.50	35.05	61.59
8	33.00	60.40	33.03	60.46
10	33.00	61.00	33.05	61.09
11	32.00	59.50	32.03	59.56
12	34.20	61.00	34.23	61.06
13	34.50	61.50	34.53	61.56
17	33.00	60.00	33.03	60.06

NOTE- MINUS SIGNS DENOTE OUTLYING VALUES

JT3D-3B • 2400 HOUR TEST SERIES •

MODE B

UNIT	FUEL FLOW LBM/HR	CR F/A X100	PERF F/A X100	TT7 DEG R	EPR	THRUST LBF
1	1210.	.8350	.8070	1032.	1.030	1160.
2	1220.	.8280	.7910	1032.	1.040	1233.
5	1220.	.8560	.8360	1032.	1.030	1096.
7	1310.	.8100	.8360	1032.	1.030	1253.
8	1290.	.8540	.8360	996.	1.050	1174.
10	1260.	.8160	.7870	-960.	1.030	1217.
11	1180.	.8030	.7740	978.	1.030	1106.
12	1270.	.8180	.8180	1032.	1.040	1210.
13	1290.	.8440	.8270	1050.	1.040	1245.
17	-1360.	.8480	-.8900	996.	1.030	1146.

NOTE - MINUS SIGNS DENOTE OUTLYING VALUES

JT3D-38 • 2400 HOUR TEST SERIES •

MODE 8

UNIT	CORR FU FL LAM/HR	COR CR F/A X100	COR PF F/A X100	COR TT7 DEG R	COR THRUST LAF
1	1201.	.8410	.8130	1040.	1156.
2	1211.	.8350	.7980	1041.	1229.
5	1215.	.8670	.8470	1046.	1098.
7	1306.	.8120	.8390	1035.	1251.
8	1287.	.8550	.8360	998.	1172.
10	1257.	.8190	.7890	-962.	1216.
11	1182.	.8050	.7760	980.	1109.
12	1273.	.8190	.8200	1034.	1214.
13	1293.	.8460	.8290	1052.	1249.
17	-1357.	.8500	-.8910	998.	1144.

NOTE- MINUS SIGNS DENOTE OUTLYING VALUES

JT30-3A • 2400 HOUR TEST SERIES •

MODE 8

UNIT	CO2 CONC PER CENT	CO CONC PPM	HC CONC PPM	NO CONC PPM	NOX CONC PPM
1	1.444	968.6	678.2	10.9	9.7
2	1.419	959.6	716.2	10.4	8.4
5	1.452	991.4	788.6	10.1	9.4
7	1.404	923.3	652.8	10.5	10.2
8	1.503	977.5	613.1	11.3	10.8
10	1.418	915.0	652.9	9.1	9.6
11	1.374	933.5	712.1	8.9	9.7
12	1.426	895.4	653.4	9.9	10.4
13	1.472	997.4	651.4	7.2	10.0
17	1.453	939.9	749.4	10.5	10.6

NOTE- MINUS SIGNS DENOTE OUTLYING VALUES

JT3D-3B * 2400 HOUR TEST SERIES *

MODE 8

INIT	CO2 EI LB/KLA FU	CO EI LB/KLA FU	HC EI LB/KLA FU	NO EI LA/KLA FU	NOX EI LA/KLB FU	SMK NUMBER FRONT SIDE
1	2615.	111.59	134.23	2.06	2.06	19.01
2	2591.	111.51	142.97	1.99	1.99	22.79
5	2565.	111.45	152.29	1.87	1.87	28.26
7	2618.	109.61	137.15	2.04	2.04	23.28
8	2658.	110.04	118.58	2.09	2.09	20.39
10	2624.	107.76	132.09	1.76	1.87	21.53
11	2585.	111.80	146.51	1.75	1.90	26.62
12	2635.	105.31	132.02	1.91	2.01	25.58
13	2635.	113.61	127.46	1.36	1.86	26.01
17	2588.	106.57	145.98	1.95	1.97	27.45

NOTE - MINUS SIGNS DENOTE OUTLYING VALUES

JT3D-3R * 2400 HOUR TEST SERIES *

MODE B

UNIT	FCO X100	FHC X100	FNO X100	STD FCO X100	STD FHC X100	STD FNO X100
1	.2060	.0660	15.9330	.2080	.0690	18.7590
2	.2110	.0710	16.3030	.2130	.0750	19.1010
5	.2030	.0600	16.1000	.2050	.0650	18.4860
7	.2130	.0750	16.5540	.2140	.0770	19.2080
8	.2090	.0690	16.1490	.2090	.0700	18.8330
10	.2110	.0720	16.4160	.2120	.0740	19.0410
11	.2050	.0650	16.2740	.2050	.0650	18.5170
12	.2120	.0730	16.5380	.2120	.0740	19.0320
13	.2140	.0760	16.6830	.2140	.0760	19.1980
17	.2070	.0670	-15.6930	.2070	.0680	18.7010

NOTE - MINUS SIGNS DENOTE OUTLYING VALUES

JT3D-3B * 2400 HOUR TEST SERIES *

MODE B

UNIT	NREC CO LB/KLB FU	EI LB/KLB FU	NREC HC LB/KLB FU	EI LB/KLB FU	NRE CNO LB/KLB FU	EI LB/KLB FU	NR CNOX LB/KLB FU	EI LB/KLB FU	SMK NUMBER CORRECTED
1	110.60		128.17		2.42		2.42		19.01
2	110.42		135.77		2.33		2.33		22.79
5	110.40		142.61		2.30		2.30		28.26
7	109.24		130.82		2.37		2.37		23.28
8	109.76		117.11		2.44		2.44		20.39
10	107.42		129.87		2.04		2.16		21.53
11	111.87		145.84		2.00		2.17		26.62
12	105.38		131.40		2.20		2.31		25.58
13	113.68		126.86		1.56		2.14		26.01
17	106.29		144.17		2.32		2.35		27.45

NOTE- MINUS SIGNS DENOTE OUTLYING VALUES

JT3D-3B • 3000 HOUR TEST SERIES •

UNIT	TSO HR	TSB HR	AMB TEMP DEG R	AMB PRESS IN HG	AMB HUMID LB H2O/AIR
1	23470.	3022.	521.7	29.86	.009980
2	24095.	3021.	521.7	29.86	.009980
7	23380.	3029.	517.7	30.00	.009060
10	25371.	3029.	515.7	30.00	.008380
12	20704.	3031.	514.2	30.00	.008170
13	23051.	3031.	513.7	30.00	.008290

JT30-38 • 3000 HOUR TEST SERIES •

MODE 1

UNIT	N1 SPEED PER CENT	N2 SPEED PER CENT	CORR N1 PER CENT	CORR N2 PER CENT
1	33.00	60.00	32.90	59.83
2	33.50	61.00	33.40	60.82
7	35.00	62.00	35.03	62.06
10	35.00	60.00	35.10	60.17
12	35.00	62.00	35.15	62.27
13	35.00	62.00	35.17	-62.30

NOTE - MINUS SIGNS DENOTE OUTLYING VALUES

JT30-38 * 3000 HOUR TEST SERIES *

MODE 1

UNIT	FUEL FLOW LBM/HR	CR F/A X100	PERF F/A X100	TT7 DEG R	FPR	THRUST LBF
1	1240.	.9050	.8400	-1068.	1.030	1130.
2	1250.	.8620	.8160	1050.	1.040	1200.
7	1330.	.8580	.8350	1032.	1.040	1282.
10	1320.	.8650	.8600	996.	1.040	1149.
12	1320.	.8360	.8250	1023.	1.050	1300.
13	1310.	.8510	.8190	1023.	1.050	-1302.

NOTE- MINUS SIGNS DENOTE OUTLYING VALUES

JT3D-3B * 3000 HOUR TEST SERIES *

MODE 1

UNIT	CORR FU FL LBM/HR	COR CB F/A X100	COR PF F/A X100	CORR TT7 DEG R	COR THRUST LBF
1	1241.	.9000	.8350	1062.	1128.
2	1251.	.8570	.8120	1044.	1198.
7	1332.	.8590	.8360	1034.	1285.
10	1320.	.8700	.8650	1001.	1152.
12	1318.	.8440	.8320	1032.	1303.
13	1307.	.8590	.8270	1033.	-1306.

NOTE- MINUS SIGNS DENOTE OUTLYING VALUES

JY30-3A • 3000 HOUR TEST SERIES •

MODE 1

UNIT	CO ₂ CONC PER CENT	CO CONC PPM	HC CONC PPM	NO CONC PPM	NO _x CONC PPM
1	1.595	1011.5	650.0	6.1	8.5
2	1.511	973.7	639.1	6.1	9.2
7	1.507	937.8	647.0	6.4	9.1
10	1.547	890.9	580.8	6.0	9.9
12	1.477	871.7	608.4	4.6	9.5
13	1.493	929.2	635.8	6.9	-6.9

NOTE - MINUS SIGNS DENOTE OUTLYING VALUES

JT3D-3B * 3000 HOUR TEST SERIES *

MODE 1

UNIT	CO2 EI LB/KLB FU	CO EI LB/KLB FU	HC FI LB/KLB FU	NO EI LB/KLB FU	NOX EI LB/KLB FU	SMK NIMBER FRONT SIDE
1	2660.	107.35	119.51	1.06	1.48	17.27
2	2647.	108.59	122.45	1.12	1.69	18.16
7	2654.	105.09	124.54	1.17	1.67	18.50
10	2701.	-99.01	110.89	1.10	1.80	16.67
12	2667.	-100.16	120.09	.86	1.80	20.21
13	2655.	104.98	123.40	1.29	-1.29	20.78

NOTE- MINUS SIGNS DENOTE OUTLYING VALUES

JT30-38 • 3000 HOUR TFST SERIES •

MODE 1

UNIT	FCO X100	FMC X100	FNO X100	STD FCO X100	STD FMC X100	STD FNO X100
1	.2070	.0690	15.4900	.2060	.0670	18.6250
2	.2110	.0740	15.7540	.2110	.0720	18.9540
7	.2160	.0790	16.2950	.2160	.0790	19.3650
10	.2070	.0670	15.9130	.2090	.0690	18.7390
12	.2160	.0780	16.5400	.2170	.0810	19.4600
13	.2160	.0780	16.5020	-.2180	.0810	-19.4760

NOTE- MINUS SIGNS DENOTE OUTLYING VALUES

JT30-38 • 3000 HOUR TEST SERIES •

MODE 1

UNIT	NREC CO EI LB/KLB FU	NREC HC EI LB/KLB FU	NRE CNO EI LB/KLB FU	NR CNOX EI LB/KLB FU	SMK NUMBER CORRECTED
1	107.70	121.69	1.27	1.78	17.27
2	108.95	125.76	1.35	2.04	18.16
7	105.13	123.87	1.39	1.99	18.50
10	-98.73	108.12	1.29	2.12	16.47
12	-99.63	115.25	1.01	2.12	20.21
13	104.34	117.81	1.52	-1.52	20.78

NOTE- MINUS SIGNS DENOTE OUTLYING VALUES

JT3D-38 • 3000 HOUR TEST SERIES •

MODE 2

UNIT	N1 SPEED PER CENT	N2 SPEED PER CENT	CORR N1 PER CENT	CORR N2 PER CENT
1	36.00	64.00	35.90	63.82
2	36.30	64.00	36.20	63.82
7	37.00	64.00	37.04	64.06
10	-38.00	64.00	38.11	64.19
12	36.20	64.00	36.36	64.28
13	37.00	64.00	37.18	64.71

NOTE- MINUS SIGNS DENOTE OUTLYING VALUES

JT30-3B • 3000 HOUR TEST SERIES •

MODE 2

UNIT	FUEL FLOW LBM/HR	CB F/A X100	PERF F/A X100	TT7 DEG R	EPR	THRUST LBF
1	1340.	.8770	.8180	1068.	1.030	1437.
2	1335.	.8400	.8080	1050.	1.040	1437.
7	1450.	.8370	-.8810	1068.	1.040	1451.
10	1400.	.8500	.8220	996.	1.040	1462.
12	1350.	.8210	.8030	1023.	1.050	1470.
13	1400.	.8350	.8350	1028.	1.040	1472.

NOTE- MINUS SIGNS DENOTE OUTLYING VALUES

JT3D-3A • 3000 HOUR TEST SERIES •

MODE 2

UNIT	CORR FU FL LBM/HR	COR CB F/A X100	COR PF F/A X100	CORR TT7 DEG R	COR THRUST LBF
1	1341.	.8720	.9130	1062.	1434.
2	1334.	.8350	.8040	1044.	1434.
7	1452.	.8380	.8830	1070.	1455.
10	1400.	.8550	.8270	1001.	1466.
12	1348.	.8280	.8100	1032.	1474.
13	1397.	.8430	.8430	1038.	1476.

NOTE - MINUS SIGNS DENOTE OUTLYING VALUES

JT3D-38 • 3000 HOUR TEST SERIES •

MODE 2

UNIT	CO2 CONC PER CENT	CO CONC PPM	HC CONC PPM	NO CONC PPM	NOX CONC PPM
1	1.582	922.8	526.8	6.8	9.9
2	1.514	886.3	506.8	6.4	10.5
7	1.514	849.5	510.3	6.5	10.2
10	1.551	827.2	489.6	6.1	10.2
12	1.472	824.3	538.0	4.5	10.3
13	1.500	862.6	528.8	6.9	-7.9

NOTE- MINUS SIGNS DENOTE OUTLYING VALUES

JT3D-3B • 3000 HOUR TEST SERIES •

MODE 2

UNIT	CO2 EI LB/KLB FU	CO EI LB/KLB FU	HC EI LB/KLB FU	NO EI LB/KLB FU	NOX EI LB/KLB FU	SMK NUMBER FRONT SIDE
1	2723.	101.11	99.16	1.23	1.78	16.88
2	2721.	101.36	99.57	1.21	1.97	17.75
7	2731.	97.53	100.65	1.22	1.92	18.37
10	2753.	93.47	95.04	1.13	1.89	17.69
12	2705.	96.46	108.14	.86	1.98	19.21
13	2711.	99.21	104.48	1.31	-1.48	20.65

NOTE- MINUS SIGNS DENOTE OUTLYING VALUES

JT30-38 • 3000 HOUR TEST SERIES •

MODE 2

UNIT	FCO X100	FMC X100	FNO X100	STD FCO X100	STD FMC X100	STD FNO X100
1	.2290	.1000	-16.8600	.2290	.0970	20.2A10
2	.2290	.1000	-16.8600	.2290	.0970	20.2A10
7	.2310	.0990	17.1750	.2300	.1000	20.4120
10	.2310	.0990	17.3850	.2310	.1010	20.4790
12	.2310	.0980	17.4450	.2320	.1020	20.5290
13	.2310	.0980	17.4050	.2320	.1030	20.5460

NOTE- MINUS SIGNS DENOTE OUTLYING VALUES

JT3D-3B • 3000 HOUR TEST SERIES •

MODE 2

UNIT	NREC CO FI LB/KLR FU	NREC HC EI LB/KLR FU	NRE CNO EI LB/KLR FU	NR CNOX EI LB/KLR FU	SMK NUMBER CORRECTED
1	101.45	101.92	1.47	2.15	16.88
2	101.70	102.35	1.46	2.37	17.75
7	97.57	100.09	1.45	2.28	18.37
10	93.20	92.56	1.34	2.23	17.69
12	95.94	103.68	1.01	2.34	19.21
13	98.60	99.65	1.55	-1.75	20.65

NOTE- MINUS SIGNS DENOTE OUTLYING VALUES

JT3D-38 • 3000 HOUR TEST SERIES •

MODE 3

UNIT	N1 SPEED PER CENT	N2 SPEED PER CENT	CORR N1 PER CENT	CORR N2 PER CENT
1	103.00	101.00	102.70	100.71
2	103.00	101.00	102.70	100.71
7	103.00	100.00	103.10	100.10
10	102.00	101.00	102.30	101.29
12	104.00	100.00	104.45	100.44
13	103.00	101.00	103.50	101.49

NOTE- MINUS SIGNS DENOTE OUTLYING VALUES

JT3D-3B * 3000 HOUR TEST SERIES *

MODE 3

UNIT	FUEL FLOW LBM/HR	CB F/A X100	PERF F/A X100	TT7 DEG R	EPR	THRUST LAF
1	9600.	1.5220	1.3820	-1464.	1.840	17944.
2	9700.	1.5740	1.3790	1428.	1.840	17944.
7	9800.	1.5230	1.3860	1428.	1.840	17860.
10	9200.	1.5270	1.2760	1374.	1.840	17860.
12	9700.	1.5310	1.3630	1410.	1.840	17860.
13	9700.	1.5310	1.3550	1392.	1.840	17860.

NOTE- MINUS SIGNS DENOTE OUTLYING VALUES

JT3D-3B • 3000 HOUR TEST SERIES •

MODE 3

UNIT	CORR FU FL LBM/HR	COR CB F/A X100	COR PF F/A X100	CORR TT7 DEG R	COR THRUST LBF
1	9608.	1.5140	1.3740	-1455.	17908.
2	9709.	1.5650	1.3710	1419.	17908.
7	9817.	1.5260	1.3890	1430.	17908.
10	9198.	1.5360	1.2840	1382.	17908.
12	9684.	1.5440	1.3750	1422.	17908.
13	9679.	1.5460	1.3680	1405.	17908.

NOTE- MINUS SIGNS DENOTE OUTLYING VALUES

JT3D-3B • 3000 HOUR TEST SERIES •

MODE 3

UNIT	CO2 CONC PER CENT	CO CONC PPM	HC CONC PPM	NO CONC PPM	NOX CONC PPM
1	3.208	20.5	5.5	98.8	93.9
2	3.319	19.3	5.0	97.7	95.5
7	3.216	20.2	4.9	91.6	90.9
10	3.225	17.3	1.7	91.9	93.7
12	3.224	22.4	-12.7	89.5	90.4
13	3.228	18.6	4.4	94.2	90.1

NOTE- MINUS SIGNS DENOTE OUTLYING VALUES

JT3D-3B • 3000 HOUR TEST SERIES •

MODE 3

UNIT	CO ₂ EI LB/KLB FU	CO EI LB/KLB FU	HC E? LB/KLB FU	NO EI LB/KLB FU	NOX EI LB/KLB FU	SMK NUMRER FRONT SIDE
1	3150.	1.28	.59	10.14	10.14	45.98
2	3150.	1.16	.52	9.69	9.9	44.92
7	3157.	1.26	.53	9.40	9.40	47.11
10	3159.	1.08	.19	9.41	9.59	46.54
12	3148.	1.39	-1.35	9.14	9.23	47.63
13.	3151.	1.16	.47	9.61	9.61	49.29

NOTE- MINUS SIGNS DENOTE OUTLYING VALUES

JT3D-38 • 3000 HOUR TEST SERIES •

MODE 3

UNIT	FCO X100	FMC X100	FNO X100	STD FCO X100	STD FMC X100	STD FNO X100
1	82.1020	79.2570	78.5370	78.6150	75.5970	94.0840
2	90.8130	79.2570	78.5370	86.8040	75.5970	94.0840
7	74.1240	65.9260	-76.9170	75.2530	64.7220	91.5160
10	83.3580	81.2200	81.6350	87.3850	85.0920	96.5410
12	75.4060	66.6000	78.5080	80.9010	71.5190	92.9440
13	84.1810	81.6450	81.9400	91.1510	88.5410	97.4870

NOTE- MINUS SIGNS DENOTE OUTLYING VALUES

JT3D-3B • 3000 HOUR TEST SERIES •

MODE 3

UNIT	NREC CO EI LB/KLA FU	NREC HC EI LB/KLB FU	NRE CNO EI LB/KLB FU	NR CNOX EI LB/KLA FU	SMK NUMBER CORRECTED
1	1.34	.62	-12.14	12.14	45.98
2	1.22	.55	11.61	11.61	44.92
7	1.24	.52	11.18	11.18	47.11
10	1.03	.18	12.03	12.26	46.54
12	1.30	-1.26	10.82	10.92	47.63
13	1.07	.43	11.43	11.43	49.29

NOTE- MINUS SIGNS DENOTE OUTLYING VALUES

JT30-38 • 3000 HOUR TEST SERIES •

MODE 4

UNIT	N1 SPEED PER CENT	N2 SPEED PER CENT	CORR N1 PER CENT	CORR N2 PER CENT
1	97.00	98.00	96.72	97.72
2	96.00	98.00	95.72	97.72
7	97.00	97.50	97.09	97.59
10	96.00	99.00	96.28	99.29
12	97.00	98.00	97.42	98.43
13	97.50	98.00	97.97	98.48

NOTE - MINUS SIGNS DENOTE OUTLYING VALUES

JT30-38 • 3000 HOUR TEST SERIES •

MODE 4

UNIT	FUEL FLOW LBM/HR	CB F/A X100	PERF F/A X100	TT7 DEG R	EPR	THRUST LBF
1	7900.	1.3770	1.2580	-1374.	1.650	15241.
2	7900.	1.3900	1.2500	-1356.	1.650	15241.
7	7800.	1.3540	1.2120	1320.	1.650	15169.
10	-7400.	1.3770	-1.1340	1284.	1.650	15169.
12	7700.	1.3490	1.2240	-1383.	1.650	15169.
13	-8300.	1.4050	1.2760	1293.	1.650	15169.

NOTE- MINUS SIGNS DENOTE OUTLYING VALUES

JT3D-3A • 3000 HOUR TEST SERIES •

MODE 4

UNIT	CORP FU FL LBM/HR	COR CB F/A X100	COR PF F/A X100	CORR TT7 DEG R	COR THRUST LBF
1	7907.	1.3690	1.2510	-1366.	15210.
2	7907.	1.3820	1.2430	1348.	15210.
7	7813.	1.3570	1.2140	1322.	15210.
10	-7398.	1.7850	-1.1400	1291.	15210.
12	7687.	1.3610	1.2350	-1395.	15210.
13	-8282.	1.4190	1.2890	1305.	15210.

NOTE- MINUS SIGNS DENOTE OUTLYING VALUES

JT30-38 • 3000 HOUR TEST SERIES •

MODE 4

UNIT	CO2 CONC PER CENT	CO CONC PPM	HC CONC PPM	NO CONC PPM	NOX CONC PPM
1	2.897	27.7	3.9	76.6	75.1
2	2.924	25.7	3.4	75.6	74.4
7	2.853	30.5	3.5	67.3	69.4
10	2.903	25.1	1.8	68.5	72.9
12	2.817	29.5	6.4	69.2	69.6
13	2.958	23.8	3.6	74.4	72.8

NOTE- MINUS SIGNS DENOTE OUTLYING VALUES

JT3D-38 • 3000 HOUR TEST SERIES •

MODE 4

UNIT	CO ₂ EI LB/KLB FU	CO EI LB/KLB FU	HC EI LB/KLB FU	NO EI LB/KLB FU	NOX EI LB/KLB FU	SMK NUMBER FRONT SIDE
1	3149.	1.92	.46	8.70	8.70	48.59
2	3150.	1.76	.40	8.51	8.51	48.10
7	3156.	2.15	.42	7.78	8.03	49.47
10	3157.	1.73	.21	7.79	8.28	46.34
12	3148.	2.09	-.77	8.03	8.08	50.33
13	3150.	1.61	.42	8.28	8.28	50.59

NOTE- MINUS SIGNS DENOTE OUTLYING VALUES

JT30-3B • 3000 HOUR TEST SERIES •

MODE 4

UNIT	FCO X100	FHC X100	FNO X100	STD FCO X100	STD FHC X100	STD FNO X100
1	45.5500	41.9550	-68.2070	43.8870	40.1110	81.7490
2	46.4960	41.9550	-68.2070	44.7840	40.1110	81.7490
7	41.8750	38.5240	-68.2520	42.3960	38.9640	81.2130
10	51.5320	54.0210	74.6300	53.6630	56.5080	88.2470
12	44.3860	44.1340	71.7010	47.0920	47.2820	84.8440
13	48.6210	44.2100	71.5880	52.0810	47.7560	85.0310

NOTE- MINUS SIGNS DENOTE OUTLYING VALUES

JT3D-38 • 3000 HOUR TEST SERIES •

MODE 4

UNIT	NREC CO LB/KLB FU	EI	NREC HC LB/KLB FU	EI	NRE CNO LB/KLB FU	EI	NR CNOX LB/KLB FU	EI	SMK NUMBER CORRECTED
1	1.99		.48		10.43		10.43		48.59
2	1.83		.42		10.20		10.20		48.10
7	2.12		.42		9.26		9.56		49.47
10	1.67		.20		9.21		9.80		46.34
12	1.97		.72		9.50		9.56		50.33
13	1.51		.39		9.83		9.83		50.59

NOTE- MINUS SIGNS DENOTE OUTLYING VALUES

JT3D-3B * 3000 HOUR TEST SERIES *

MODE 5

UNIT	N1 SPEED PER CENT	N2 SPEED PER CENT	CORR N1 PER CENT	CORR N2 PER CENT
1	84.50	94.00	-84.26	93.73
2	-84.00	93.00	-83.76	-92.73
7	85.00	93.00	85.08	93.09
10	-84.00	93.50	-84.24	93.77
12	86.00	94.00	86.38	94.41
13	87.00	94.00	87.42	94.46

NOTE- MINUS SIGNS DENOTE OUTLYING VALUES

JT3D-3A • 3000 HOUR TEST SERIES •

MODE 5

UNIT	FUEL FLOW LBM/HR	CR F/A X100	PERF F/A X100	TT7 DEG R	EPR	THRUST LBF
1	5400.	1.1310	1.0950	-1248.	-1.370	-10311.
2	4945.	1.1270	.9880	1212.	-1.370	-10311.
7	5500.	1.1310	1.0650	1212.	1.390	10701.
10	5000.	1.1280	.9790	-1140.	1.390	10701.
12	5300.	1.1250	1.0330	1230.	1.390	10701.
13	5700.	1.1880	1.0870	1176.	1.390	10701.

NOTE - MINUS SIGNS DENOTE OUTLYING VALUES

JT3D-38 • 3000 HOUR TEST SERIES •

MODE 5

UNIT	CORR FU FL LBM/HR	COR CB F/A X100	COR PF F/A X100	CORR TT7 DEG R	COR THRUST LBF
1	5405.	1.1240	1.0880	1241.	-10290.
2	4949.	1.1200	.9820	1205.	-10290.
7	5509.	1.1330	1.0670	1214.	10730.
10	4999.	1.1340	.9440	-1146.	10730.
12	5291.	1.1350	1.0420	1240.	10730.
13	5644.	1.2000	1.0980	1187.	10730.

NOTE- MINUS SIGNS DENOTE OUTLYING VALUES

JT3D-3A • 3000 HOUR TEST SERIES •

MODE 5

UNIT	CO2 CONC PER CENT	CO CONC PPM	HC CONC PPM	NO CONC PPM	NOX CONC PPM
1	2.368	72.8	4.3	43.7	46.9
2	2.358	78.5	4.5	41.3	44.9
7	2.371	88.7	4.6	38.9	44.6
10	2.345	83.0	3.9	36.4	44.6
12	2.356	67.7	5.2	39.6	45.9
13	2.490	59.9	4.4	46.3	48.3

NOTE- MINUS SIGNS DENOTE OUTLYING VALUES

JT3D-3B • 3000 HOUR TEST SERIES •

MODE 5

UNIT	CO ₂ EI		CO EI		HC EI		NO _x EI		SMK NUMBER	
	LB/KLB	FU	LB/KLB	FU	LB/KLB	FU	LB/KLB	FU	FRONT	SIDE
1	3142.		6.15		.62		6.07		6.51	46.81
2	3141.		6.66		.65		5.75		6.25	48.29
7	3147.		7.49		.67		5.40		6.19	48.95
10	3148.		7.04		.56		5.06		6.21	48.32
12	3143.		5.74		.75		5.52		6.40	49.66
13	3144.		4.81		.61		6.11		6.37	51.44

NOTE- MINUS SIGNS DENOTE OUTLYING VALUES

JT3D-3B • 3090 HOUR TEST SERIES •

MODE 5

UNIT	FCO X100	FHC X100	FNO X100	STD FCO X100	STD FHC X100	STD FNO X100
1	19.8260	15.7560	54.5440	19.2510	15.1110	65.4170
2	17.6470	12.4710	-51.6820	-17.1440	11.9690	-61.9930
7	17.8760	12.7610	-51.0120	18.0440	12.8910	63.0440
10	18.9970	14.6670	55.5110	19.5890	15.2760	65.5800
12	20.2200	16.8550	57.5990	21.1960	17.9710	68.0770
13	21.9760	16.9200	57.5290	23.1730	18.1810	68.2580

NOTE - MINUS SIGNS DENOTE OUTLYING VALUES

JT3D-38 • 3000 HOUR TEST SERIES •

MODE 5

UNIT	NREC LB/KLB	CO FU	EI	NREC LB/KLB	MC FU	EI	NRE LA/KLA	CNO FU	EI	NR LB/KLA	CNOX FU	EI	SMK CORRECTED	NUMBER
1		6.34			.65			7.28			7.81		46.81	
2		6.85			.68			6.89			7.50		48.29	
7		-7.42			.66			6.42			7.37		48.95	
10		6.82			.54			-5.98			7.34		48.32	
12		5.48			.71			6.53			7.57		49.66	
13		4.55			.57			7.25			7.56		51.44	

NOTE- MINUS SIGNS DENOTE OUTLYING VALUES

JT30-38 • 3000 HOUR TEST SERIES •

MODE 6

UNIT	N1 SPEED PER CENT	N2 SPEED PER CENT	CORR N1 PER CENT	CORR N2 PER CENT
1	68.00	87.00	67.80	86.75
2	68.00	86.00	67.80	85.75
7	-65.00	-84.00	-65.06	-84.08
10	68.00	86.50	68.20	86.75
12	69.00	86.00	69.30	86.38
13	70.00	86.00	70.34	86.42

NOTE- MINUS SIGNS DENOTE OUTLYING VALUES

JT3D-3B • 3000 HOUR TEST SERIES •

MODE 6

UNIT	FUEL FLOW LBM/HR	CR F/A X100	PERF F/A X100	TT7 DEG R	EPR	THRUST LAF
1	3030.	.9030	.8710	-1140.	1.170	5691.
2	3000.	.8990	.8490	1104.	1.170	5691.
7	-2800.	.8440	-.7890	1104.	1.170	5665.
10	3120.	.8950	.8360	-996.	1.170	5665.
12	3090.	.8630	.8780	1122.	1.170	5665.
13	3220.	.9050	.8930	1068.	1.170	5665.

NOTE- MINUS SIGNS DENOTE OUTLYING VALUES

JT3D-38 * 3000 HOUR TEST SERIES *

MODE 6

UNIT	CORR FU FL LRM/HR	COR CR F/A X100	COR PF F/A X100	CORR TT7 DEG R	COR THRUST LBF
1	3037.	.8970	.8660	1133.	5680.
2	3003.	.8940	.8440	1097.	5680.
7	-2805.	.8460	-.7900	1106.	5680.
10	3119.	.9000	.8410	-1001.	5680.
12	3085.	.8710	.8850	1132.	5680.
13	3213.	.9140	.9010	1078.	5680.

NOTE- MINUS SIGNS DENOTE OUTLYING VALUES

JT3D-38 • 3000 HOUR TEST SERIES •

MODE 6

UNIT	CO2 CONC PER CENT	CO CONC PPM	HC CONC PPM	NO CONC PPM	NOX CONC PPM
1	1.864	215.2	21.2	26.2	28.1
2	1.856	222.0	18.7	24.8	27.0
7	1.743	216.0	25.1	22.6	24.6
10	1.852	201.1	23.4	21.3	26.3
12	1.786	172.6	19.8	22.7	26.0
13	1.872	177.3	25.8	22.9	25.8

NOTE- MINUS SIGNS DENOTE OUTLYING VALUES

JT30-38 • 3000 HOUR TEST SERIES •

MODE 6

UNIT	CO2 FI LB/KLB FU	CO EI LB/KLB FU	HC EI LB/KLB FU	NO FI LB/KLB FU	NOX EI LB/KLB FU	SMK NUMBER FRONT SIDE
1	3107.	22.84	3.87	4.57	4.89	38.81
2	3107.	23.65	3.43	4.35	4.73	39.38
7	3109.	24.52	4.89	4.21	4.59	37.52
10	3115.	21.52	4.30	3.74	4.62	39.22
12	3113.	19.15	3.78	4.13	4.74	44.41
13	3111.	18.75	4.70	3.98	4.49	43.16

NOTE- MINUS SIGNS DENOTE OUTLYING VALUES

JT3D-38 • 3000 HOUR TEST SERIES •

MODE 6

UNIT	FCO X100	FHC X100	FNO X100	STD FCO X100	STD FHC X100	STD FNO X100
1	7.6030	3.4450	38.3050	7.4290	3.3180	45.9820
2	6.9380	2.8420	36.6370	6.7820	2.7400	43.9850
7	-5.5500	-1.9500	-34.2360	-5.5850	-1.9660	-40.7130
10	7.2760	3.2010	38.9600	7.4500	3.3190	45.9850
12	6.7700	2.9200	38.3210	7.0130	3.0900	45.2790
13	7.0440	2.9240	38.2590	7.3350	3.1150	45.3130

NOTE- MINUS SIGNS DENOTE OUTLYING VALUES

JT3D-3B • 3000 HOUR TEST SERIES •

MODE 6

UNIT	NREC CO FI LB/KLB FU	NREC HC EI LB/KLB FU	NRE CNO EI LB/KLB FU	NR CNOX EI LB/KLB FU	SMK NUMBER CORRECTED
1	23.37	4.02	5.48	5.88	38.81
2	24.20	3.56	5.22	5.68	39.38
7	24.37	-4.84	5.00	5.46	37.52
10	21.02	4.15	4.42	5.45	39.22
12	18.48	3.57	4.98	5.59	44.41
13	18.01	4.41	4.71	5.31	43.16

NOTE- MINUS SIGNS DENOTE OUTLYING VALUES

JT3D-3B * 3000 HOUR TEST SERIES *

MODE 7

UNIT	N1 SPEED PER CENT	N2 SPEED PER CENT	CORR N1 PER CENT	CORR N2 PER CENT
1	35.50	64.00	35.40	63.82
2	35.00	64.00	34.90	63.82
7	-38.00	64.00	-38.04	64.06
10	-38.00	64.00	-38.11	64.19
12	36.00	63.00	36.16	63.28
13	36.00	63.00	36.17	63.31

NOTE- MINUS SIGNS DENOTE OUTLYING VALUES

JT3D-31 • 3000 HOUR TEST SERIES •

MODE 7

UNIT	FUEL FLOW LRM/HR	CR F/A X100	PERF F/A X100	TT7 DEG R	EPR	THRUST LAF
1	1290.	.8060	.7870	-1068.	1.040	1437.
2	1260.	.8160	.7630	1050.	1.040	1437.
7	1360.	.7880	.8260	-1068.	1.040	1451.
10	1330.	.7960	.7810	996.	1.040	1462.
12	1300.	.7840	.8020	1050.	-1.060	1385.
13	1330.	.7990	.8110	1023.	1.040	1387.

NOTE- MINUS SIGNS DENOTE OUTLYING VALUES

JT3D-3B • 3000 HOUR TEST SERIES •

MODE 7

UNIT	CORR FU FL LBM/HR	COR CR F/A X100	COR PF F/A X100	CORR TT7 DEG R	COR THRUST LBF
1	1291.	.8020	.7830	1062.	1434.
2	1261.	.8120	.7580	1044.	1434.
7	1362.	.7900	.8280	1070.	1455.
10	1330.	.8000	.7860	1001.	1466.
12	1298.	.7910	.8090	1059.	1388.
13	1327.	.8060	.8180	1033.	1391.

NOTE- MINUS SIGNS DENOTE OUTLYING VALUES

JT3D-3B • 3000 HOUR TEST SERIES •

MODE 7

UNIT	CO2 CONC PER CENT	CO CONC PPM	HC CONC PPM	NO CONC PPM	NOX CONC PPM
1	1.440	883.8	520.2	9.4	11.0
2	1.446	898.5	562.6	8.4	10.6
7	1.408	835.9	524.7	10.4	10.9
10	1.446	782.1	471.8	9.1	11.0
12	1.387	823.6	561.0	7.5	10.6
13	1.420	834.7	545.7	9.3	9.7

NOTE- MINUS SIGNS DENOTE OUTLYING VALUES

JT3D-3B • 3000 HOUR TEST SERIES •

MODE 7

UNIT	CO2 EI	CO EI	HC EI	NO EI	NOX EI	SMK NUMBER FRONT SIDE
	LB/KLB FU	LB/KLB FU	LB/KLB FU	LB/KLB FU	LB/KLB FU	
1	2696.	105.32	106.50	1.83	2.15	17.78
2	2675.	105.77	113.79	1.62	2.04	19.66
7	2699.	101.96	109.94	2.07	2.19	19.45
10	2743.	-94.47	97.90	1.80	2.18	17.58
12	2671.	100.93	118.12	1.51	2.14	19.68
13	2686.	100.47	112.83	1.84	1.91	21.72

NOTE- MINUS SIGNS DENOTE OUTLYING VALUES

JT30-38 • 3000 HOUR TEST SERIES •

MODE 7

UNIT	FCO X100	FMC X100	FNO X100	STD FCO X100	STD FMC X100	STD FNO X100
1	.2290	.1000	16.8600	.2290	.0970	20.2810
2	.2290	.1000	16.8600	.2290	.0970	20.2810
7	.2310	.0990	17.1750	.2300	.1000	20.4120
10	.2310	.0990	17.3850	.2310	.1010	20.4790
12	.2230	.0870	16.9910	.2250	.0910	19.9920
13	.2240	.0870	16.9510	.2250	.0920	20.0090

NOTE- MINUS SIGNS DENOTE OUTLYING VALUES

JT3D-38 • 3000 HOUR TEST SERIES •

MODE 7

UNIT	NREC CO EI LB/KLB FU	NREC HC EI LB/KLB FU	NRE CNO EI LA/KLB FU	NR CNOX EI LB/KLB FU	SMK NUMBER CORRECTED
1	105.67	109.47	2.20	2.59	17.78
2	106.13	116.96	1.94	2.46	19.66
7	102.00	109.33	2.47	2.60	19.45
10	-94.20	95.34	2.17	2.57	17.58
12	100.39	113.30	1.78	2.52	19.68
13	99.86	107.67	2.18	2.26	21.72

NOTE- MINUS SIGNS DENOTE OUTLYING VALUES

JT3D-38 • 3000 HOUR TEST SERIES •

MODE 8

UNIT	N1 SPEED PER CENT	N2 SPEED PER CENT	CORR N1 PER CENT	CORR N2 PER CENT
1	32.30	59.00	32.21	-58.83
2	32.00	60.00	31.91	59.83
7	35.00	62.00	35.03	62.04
10	33.00	61.00	33.10	61.18
12	34.50	61.00	34.65	61.27
13	35.00	62.00	35.17	62.30

NOTE- MINUS SIGNS DENOTE OUTLYING VALUES

JT3D-3B • 3000 HOUR TEST SERIES •

MODE 8

UNIT	FUEL FLOW LBM/HR	CB F/A X100	PERF F/A X100	TT7 DEG R	EPR	THRUST LAF
1	1190.	.8420	.8330	1068.	1.040	-1060.
2	1190.	.8520	.7990	1050.	1.040	1130.
7	1320.	.8080	.8290	1032.	1.040	1282.
10	1210.	.8250	-.7530	-960.	1.040	1219.
12	1290.	.6050	.8380	1050.	-1.060	1225.
13	1300.	.8240	.8120	1023.	1.040	1302.

NOTE- MINUS SIGNS DENOTE OUTLYING VALUES

JT3D-38 • 3000 HOUR TEST SERIES •

MODE 8

UNIT	CORR FU FL LAM/HR	COR CR F/A X100	COR PF F/A X100	CORR TT7 DEG R	COR THRUST LBF
1	1191.	.8370	.8280	1062.	-1058.
2	1191.	.8470	.7950	1044.	1128.
7	1322.	.8100	.8300	1034.	1285.
10	1210.	.8300	-.7570	-965.	1272.
12	1288.	.8120	.8460	1059.	1229.
13	1297.	.8320	.8200	1033.	1306.

NOTE- MINUS SIGNS DENOTE OUTLYING VALUES

JT3D-38 • 3000 HOUR TEST SERIES •

MODE 8

UNIT	CO2 CONC PER CENT	CO CONC PPM	HC CONC PPM	NO CONC PPM	NOX CONC PPM
1	1.457	998.0	672.5	8.1	10.0
2	1.468	986.8	707.8	7.5	9.8
7	1.412	908.8	626.3	9.4	10.2
10	1.447	884.1	634.2	7.6	9.7
12	1.399	887.8	644.9	6.5	9.8
13	1.436	910.7	642.8	8.3	9.0

NOTE- MINUS SIGNS DENOTE OUTLYING VALUES

JT3D-3B • 3000 HOUR TEST SERIES •

MODE 8

UNIT	CO2 EI LB/KLB FU	CO EI LB/KLB FU	HC EI LB/KLB FU	NO EI LB/KLB FU	NOX EI LB/KLB FU	SMK NUMER FRONT SIDE
1	2613.	13.93	131.8A	1.52	1.87	-16.54
2	2602.	111.35	137.22	1.39	1.83	19.95
7	2639.	108.14	12A.04	1.83	1.99	19.53
10	2650.	103.03	126.97	1.46	1.86	18.13
12	2524.	105.99	132.26	1.27	1.92	20.00
13	2633.	106.25	12A.84	1.59	1.73	20.57

NOTE- MINUS SIGNS DENOTE OUTLYING VALUES

JT3D-3B • 3000 HOUR TEST SERIES •

MODE 8

JNIT	FCO X100	FHC X100	FNO X100	STD FCO X100	STD FHC X100	STD FNO X100
1	.2030	.0630	-15.2090	-.2020	-.0620	-18.3000
2	.2070	.0690	-15.4800	.2060	.0670	18.6250
7	.2160	.0790	16.2950	.2160	.0790	19.3650
10	.2120	.0720	16.1930	.2120	.0740	19.0710
12	.2120	.0720	16.2360	.2130	.0750	19.1010
13	.2160	.0780	16.5020	-.2180	.0810	19.4760

NOTE - MINUS SIGNS DENOTE OUTLYING VALUES

JT3D-38 • 3000 HOUR TEST SERIES •

MODE B

UNIT	NREC CO EI LB/KLB FU	NREC MC EI LB/KLB FU	NRE CNO FI LB/KLB FU	NR CNOX EI LB/KLB FU	SMK NUMBER CORRECTED
1	114.30	135.37	1.83	2.25	-16.54
2	111.72	140.89	1.67	2.20	19.95
7	108.18	127.35	2.17	2.37	19.53
10	102.74	123.77	1.72	2.19	18.13
12	105.43	126.97	1.49	2.25	20.00
13	105.61	123.01	1.88	2.04	20.57

NOTE - MINUS SIGNS DENOTE OUTLYING VALUES

5. FUEL ANALYSIS DATA

Unit No.	Test Series	deg API	H/C Ratio	FIA, percent		
				Paraffin	O	fin Aromatic
1	Baseline	43.6	1.93	85	2	13
	600-Hour	40.9	1.90	83	2	15
	1200-Hour	43.2	1.91	84	1	15
	1800-Hour	44.1	1.89	86	1	13
	2400-Hour	43.0	1.91	83	1	16
	3000-Hour	44.9	1.93	82	1	17
2	Baseline	43.6	1.93	85	2	13
	600-Hour	40.9	1.90	83	2	15
	1200-Hour	43.2	1.91	84	1	15
	1800-Hour	44.1	1.89	86	1	13
	2400-Hour	44.1	1.91	83	1	16
	3000-Hour	44.9	1.93	82	1	17
3	Baseline	43.6	1.93	85	2	13
	600-Hour	40.9	1.90	83	2	15
4	Baseline	43.6	1.92	85	2	13
	600-Hour	42.3	1.91	84	2	14
	1200-Hour	43.4	1.92	85	1	14
5	Baseline	42.6	1.91	83	2	15
	600-Hour	42.1	1.93	84	2	14
	1200-Hour	41.3	1.92	84	2	14
	1800-Hour	43.2	1.91	85	2	13
	2400-Hour	42.6	1.91	84	2	14
6	Baseline	42.6	1.91	83	2	15
	600-Hour	42.1	1.93	84	2	14
	1200-Hour	41.3	1.92	84	2	14
7	Baseline	41.9	1.90	84	2	14
	600-Hour	42.1	1.93	84	2	14
	1200-Hour *					
	1800-Hour	43.4	1.92	85	2	13
	2400-Hour	43.2	1.92	85	2	13
	3000-Hour	46.3	1.90	84	1	15

* Fuel analysis data not available

Unit No.	Test Series	deg API	H/C Ratio	FIA, percent		
				Paraffin	Olefin	Aromatic
8	Baseline	41.9	1.90	84	2	14
	600-Hour	42.1	1.93	84	2	14
	1200-Hour *					
	1800-Hour	43.4	1.92	85	2	13
	2400-Hour	43.2	1.92	85	2	13
9	Baseline	41.9	1.90	84	2	14
	600-Hour	42.1	1.93	84	2	14
	1200-Hour *					
	1800-Hour	43.4	1.92	85	2	13
10	Baseline	41.9	1.90	84	2	14
	600-Hour	42.1	1.93	84	2	14
	1200-Hour *					
	1800-Hour	43.4	1.92	85	2	13
	2400-Hour	43.2	1.92	85	2	13
	3000-Hour	46.3	1.90	84	1	15
11	Baseline	43.4	1.93	84	2	14
	600-Hour	43.8	1.94	84	2	14
	1200-Hour	43.0	1.93	86	1	13
	1800-Hour *					
	2400-Hour	44.5	1.89	83	1	16
12	Baseline	43.4	1.93	84	2	14
	600-Hour	43.8	1.94	84	2	14
	1200-Hour	43.0	1.93	86	1	13
	1800-Hour *					
	2400-Hour	44.4	1.89	83	1	16
	3000-Hour	45.2	1.93	82	1	17
13	Baseline	43.4	1.93	84	2	14
	600-Hour	43.8	1.94	84	2	14
	1200-Hour	43.4	1.92	84	2	14
	1800-Hour *					
	2400-Hour	44.5	1.89	83	1	16
	3000-Hour	45.2	1.93	82	1	17

* Fuel analysis data not available

Unit No.	Test Series	deg API	H/C Ratio	FIA, percent		
				Paraffin	Olefin	Aromatic
14	Baseline	43.4	1.93	84	2	14
	600-Hour	43.8	1.94	84	2	14
	1200-Hour	43.4	1.92	84	2	14
	1800-Hour *					
15	Baseline	43.0	1.92	83	3	14
16	Baseline	43.0	1.92	83	3	14
17	Baseline	43.0	1.92	83	3	14
	600-Hour	43.0	1.88	84	2	14
	1200-Hour	43.4	1.92	86	1	13
	1800-Hour *					
	2400-Hour *					
18	Baseline	43.0	1.92	83	3	14
	600-Hour	43.0	1.88	84	2	14
	1200-Hour	43.4	1.92	86	1	13
	1800-Hour *					

* Fuel analysis data not available

6. REFERENCES

1. Adams, H. T., Elements of Internal Combustion Turbine Theory, Cambridge University Press, 1949.
2. "T53 and T55 Gas Turbine Combustor and Engine Exhaust Emission Measurements", USAAMPDL Technical Report 73-47, December 1973.
3. "Control of Air Pollution from Aircraft and Aircraft Engines, Emissions Standards and Test Procedures for Aircraft", Federal Register, vol. 38 no. 136, Part II, July 17, 1973.

ANA-
NAF
LANTIC