

AD-A077 659

HARRY DIAMOND LABS ADELPHI MD

F/G 20/14

THE EMP RESPONSE OF A SYSTEM OF UNCOUPLED, INTERCONNECTED CABLE--ETC(U)

OCT 79 R F GRAY

UNCLASSIFIED

MDL-TR-1903

NL

1 OF 1

AD  
A077659



END  
DATE  
FILMED  
1-80  
DDC





MICROCOPY RESOLUTION TEST CHART  
NATIONAL BUREAU OF STANDARDS-1963-A

AD A 077659

The magnitudes of the experimental and calculated responses for the three conditions ( $V_2 = 0$ ,  $V_1 = 0$ ,  $V_1 = V_2$ ) are shown in figures 5, 6, and 7. As expected, the agreement right at the resonance points is poor because of the lossless line assumption. However, the comparisons of experimental and calculated results over the remainder of the curves seem to be more than sufficient to validate the applicability of superposition.

DL-IR-1



REPORT DOCUMENTATION PAGE		READ INSTRUCTIONS BEFORE COMPLETING FORM
1. REPORT NUMBER 14 HDL-TR-1903	2. GOVT ACCESSION NO.	3. RECIPIENT'S CATALOG NUMBER
4. TITLE (and Subtitle) 6 The EMP Response of a System of Uncoupled, Interconnected Cables.	5. TYPE OF REPORT & PERIOD COVERED 9 Technical Report.	6. PERFORMING ORG. REPORT NUMBER
7. AUTHOR(s) 10 Robert F. Gray	8. CONTRACT OR GRANT NUMBER(s) DA: 1L162120AH2502 16 17	9. PERFORMING ORGANIZATION NAME AND ADDRESS Harry Diamond Laboratories 2800 Powder Mill Road Adelphi, MD 20783
10. PROGRAM ELEMENT, PROJECT, TASK AREA & WORK UNIT NUMBERS Program Ele: 6.21.20.A	11. CONTROLLING OFFICE NAME AND ADDRESS U.S. Army Materiel Development & Readiness Command Alexandria, VA 22333 11	12. REPORT DATE Oct 1979
13. NUMBER OF PAGES 12 20	14. MONITORING AGENCY NAME & ADDRESS (if different from Controlling Office)	15. SECURITY CLASS. (of this report) Unclassified
15a. DECLASSIFICATION/DOWNGRADING SCHEDULE	16. DISTRIBUTION STATEMENT (of this Report) Approved for public release; distribution unlimited.	
17. DISTRIBUTION STATEMENT (of the abstract entered in Block 20, if different from Report)		
18. SUPPLEMENTARY NOTES HDL Project: X759E2 DRCMS Code: 612120.H250011		
19. KEY WORDS (Continue on reverse side if necessary and identify by block number) EMP cable coupling                      EMP EMP source modeling                    Current injection Cable transients                        Cables System analysis                         Transmission line		
20. ABSTRACT (Continue on reverse side if necessary and identify by block number) An approximate analytical technique is developed for the electromagnetic pulse (EMP) response of a complex system of cables deployed over a real earth. The technique involves an existing transmission-line solution for the EMP response of a cable which is extended to a system of interconnected but uncoupled cables by the principle of superposition. The complete response of one particular cable is found by replacing all the other cables connected to it with equivalent Thevenin sources. The response of		

163 050

1/17

UNCLASSIFIED

SECURITY CLASSIFICATION OF THIS PAGE(When Data Entered)

Item 20 Cont'd.

the cable due to the EMP and the equivalent sources are then summed. The equivalent Thevenin sources are developed from the existing transmission-line solution for the EMP response of a single cable. Experimental verification of the applicability of the superposition principle to transmission lines is also given.

UNCLASSIFIED

SECURITY CLASSIFICATION OF THIS PAGE(When Data Entered)

## CONTENTS

	<i>Page</i>
1. INTRODUCTION .....	5
2. APPROACH .....	6
3. EQUIVALENT SOURCE OF AN EMP EXCITED CABLE .....	10
4. PENETRATION THROUGH AN IMPERFECT SHIELD .....	11
5. EXPERIMENTAL VERIFICATION .....	11
6. CONCLUSIONS .....	14

## FIGURES

1. A system of $m$ connected, uncoupled cables excited by an electric field $E$ propagating in the $Y$ direction .....	5
2. A conductor illuminated by a horizontally polarized wave .....	7
3. Cable $n$ excited by the electric field $E$ and by $m - 1$ independent equivalent sources, $S_k (k = 1, m; k \neq n)$ attached at its ends ( $x_n = 0, l$ ) .....	8
4. Experimental test setup for validating superposition principle for cable responses ..	12
5. Ratio of $V_1^3$ to $V_1$ with $V_2 = 0$ .....	14
6. Ratio of $V_2^3$ to $V_2$ with $V_1 = 0$ .....	14
7. Ratio of $V_{12}^3$ to $V_1$ with $V_2 = V_1$ .....	14

## TABLES

1. Voltage term, $V_k$ , for equivalent source $S_k$ .....	11
--	----

Accession For	
NTIS GRA&I <input checked="" type="checkbox"/>	
DDC TAB <input type="checkbox"/>	
Unannounced Justification <input type="checkbox"/>	
By _____	
Distribution/ _____	
Availability Codes	
Dist	Avail and/or special
<b>A</b>	

## 1. INTRODUCTION

In analyzing the EMP response of complex systems, the analyst is usually forced to make simplifying assumptions about the system and its electrical characteristics. If the interaction and coupling problem of interest is an exterior cable (one exposed directly to the incident EMP) it is normally necessary to assume that no other cables associated with the system are excited by the EMP, that the cable has a constant height above ground (or below), and that the cable is straight with terminations appearing only at each end. In many instances, these necessary assumptions are not unduly restrictive and some worst-case "hand-waving" can be done to justify making them. However, these justifications become extremely difficult for complex systems which have many cables associated with them.

This paper investigates a technique for extending the applicability of existing single-cable coupling codes to complex networks of uncoupled cables. The technique uses the property of superposition to account for the effects of having an arbitrary group of cables connected together. The solution presented here is limited to the response of a cable which has an arbitrary number of other cables attached to its ends as shown in figure 1. No loops of cables are permitted. The

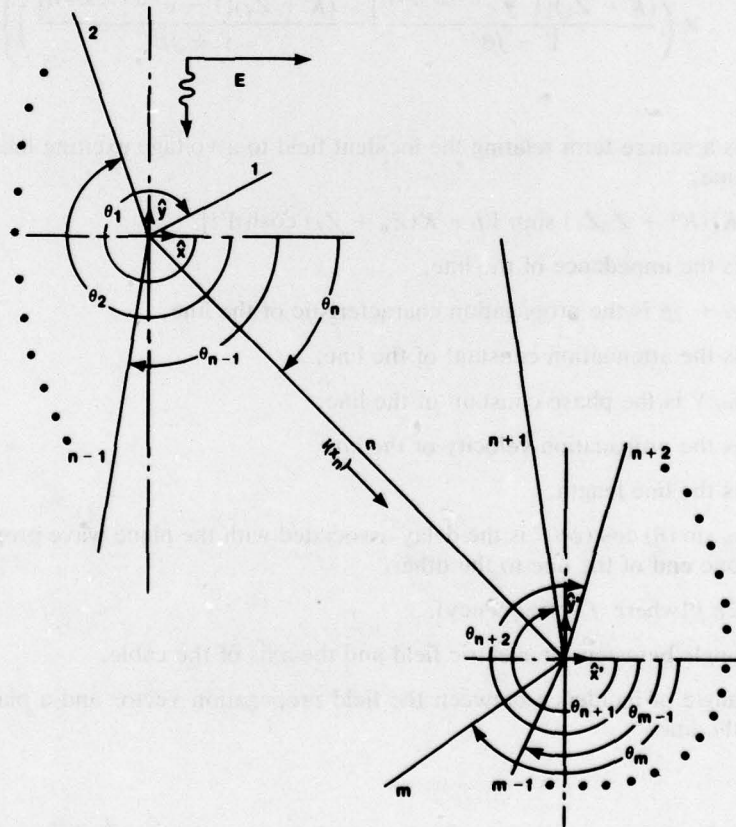


Figure 1. A system of  $m$  connected, uncoupled cables excited by an electric field  $E$  propagating in the  $Y$  direction.

extension of this technique to include loops would require a two-port distributed system representation of all the cables involved in the loop; this representation does not appear to have a compact solution at this time. The present technique is being used to modify the transmission-line coupling-code program FREFLD and the results of this effort will be reported on in a future report.

## 2. APPROACH

If one conducted a review of the various frequency-domain solutions for the current response of a two-wire transmission line excited by a horizontally polarized plane wave, most of these solutions would be similar to the equation<sup>1</sup>

$$\begin{aligned}
 i(x) = \frac{E(\omega)}{2D} & \left\{ [K \cosh \Gamma(l-x) + Z_l \sinh \Gamma(l-x)] \right. \\
 & \times \left( \frac{(K - Z_0)[1 - e^{-(\Gamma + j\beta')x}]}{\Gamma + j\beta'} - \frac{(K + Z_0)[1 - e^{(\Gamma - j\beta')x}]}{\Gamma - j\beta'} \right) \\
 & + e^{-j\beta'l} (K \cosh \Gamma x + Z_0 \sinh \Gamma x) \\
 & \left. \times \left( \frac{(K - Z_l)[1 - e^{(\Gamma - j\beta')x-l}]}{\Gamma - j\beta'} - \frac{(K + Z_l)[1 - e^{-(\Gamma + j\beta')x-l}]}{\Gamma + j\beta'} \right) \right\} \quad (1)
 \end{aligned}$$

where

$E(\omega)$  is a source term relating the incident field to a voltage exciting the transmission line,

$$D = K[(K^2 + Z_0 Z_l) \sinh \Gamma l + K(Z_0 + Z_l) \cosh \Gamma l],$$

$K$  is the impedance of the line,

$\Gamma = \alpha + j\beta$  is the propagation characteristic of the line,

$\alpha$  is the attenuation constant of the line,

$\beta = \omega/V$  is the phase constant of the line,

$V$  is the propagation velocity of the line,

$l$  is the line length,

$\beta' = \omega \sin(\theta) \cos(\psi)/C$  is the delay associated with the plane wave propagating from one end of the line to the other,

$\omega = 2\pi f$  (where  $f$  is frequency),

$\theta =$  angle between the electric field and the axis of the cable,

$\psi =$  angle of incidence between the field propagation vector and a plane normal to the line,

<sup>1</sup> R. F. Gray, Nuclear Electromagnetic Pulse Simulation by Point-Source Injection Techniques for Shielded and Unshielded Penetrations, Harry Diamond Laboratories, HDL-TR-1737 (December 1975).

$c$  = speed of light,

$x$  = point at which the current is calculated,

$Z_0 = 0$ , and

$Z_l = l$ .

The geometry used is shown in figure 2. This solution was developed for a wire or cable over a ground plane as shown, but the geometry only affects the source term  $E(\omega)$  and not the rest of the equation. The solution for excitation by a vertically polarized plane wave has a form similar to that given here; the only differences are in the trigonometric terms and the grouping of terms in the numerator. Therefore, it will be stated, but not proved, that the technique developed here can be equally applicable for vertical and horizontal polarizations.

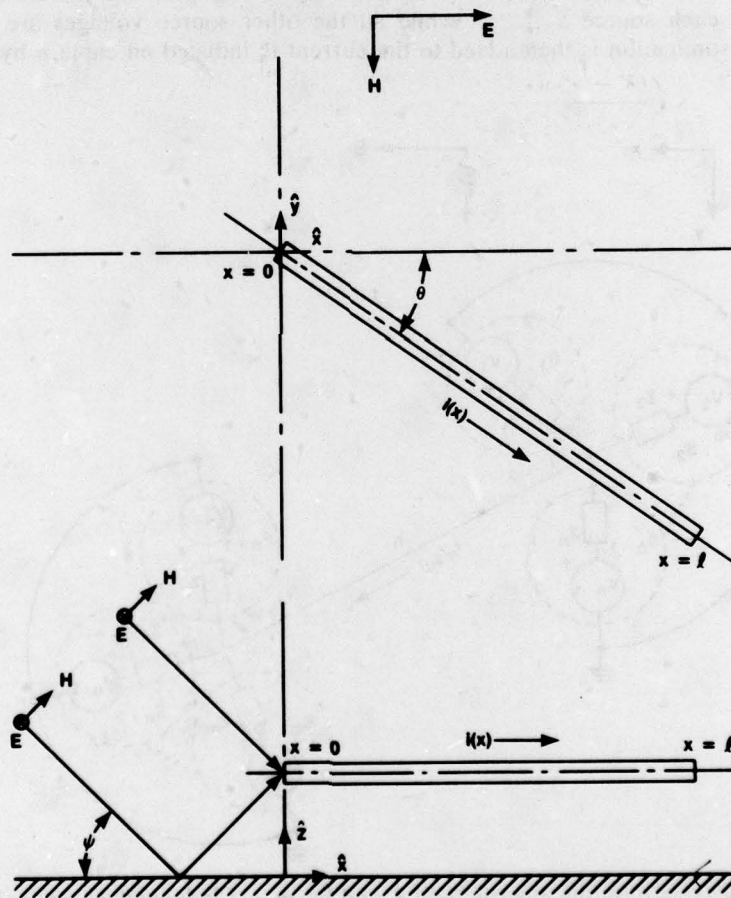


Figure 2. A conductor illuminated by a horizontally polarized wave.

In order to solve the coupling problem shown in figure 1, we first assume that each of the  $m - 1$  cables connecting to cable  $n$  can be represented by its own equivalent source,  $S_k |_{k \neq n}^{1, m}$  which is either a current or a voltage source, as shown in figure 3. Now, if the equivalent sources,  $S_k$ , exist and the only interaction between the cables is at  $x = 0$  or  $x = l$  but not both, then it should be possible to develop a systematic approach to solve for the current of interest,  $i_n(x)$ , at any point  $x$ , using the principal of superposition. It may be possible to account for the interaction between the cables by introducing additional equivalent source terms. There would also be an effect on the cable impedance if there is an interaction between cables over their length. In this report, it is always assumed that the areas of interaction between cables are small compared with the areas of noninteraction. This limitation does not appear to be overly restrictive, since a great many configurations are not in conflict with it. However, this restriction may have to be reevaluated after more work is done using this approximation.

We will assume for simplicity that all the sources,  $S_k$ , are voltage sources; however, this assumption does not mean a loss in generality, because the two equivalent representations are interrelatable. The desired current  $i_n(x)$  can be found by summing up the current response,  $i_k^n$ , of the cable  $n$  to each source  $S_k |_{k \neq n}^{1, m}$ , while all the other source voltages are set to zero,  $V_j = 0 |_{j \neq n, k}^{1, m}$ ; this summation is then added to the current  $i_n^n$  induced on cable  $n$  by the incident

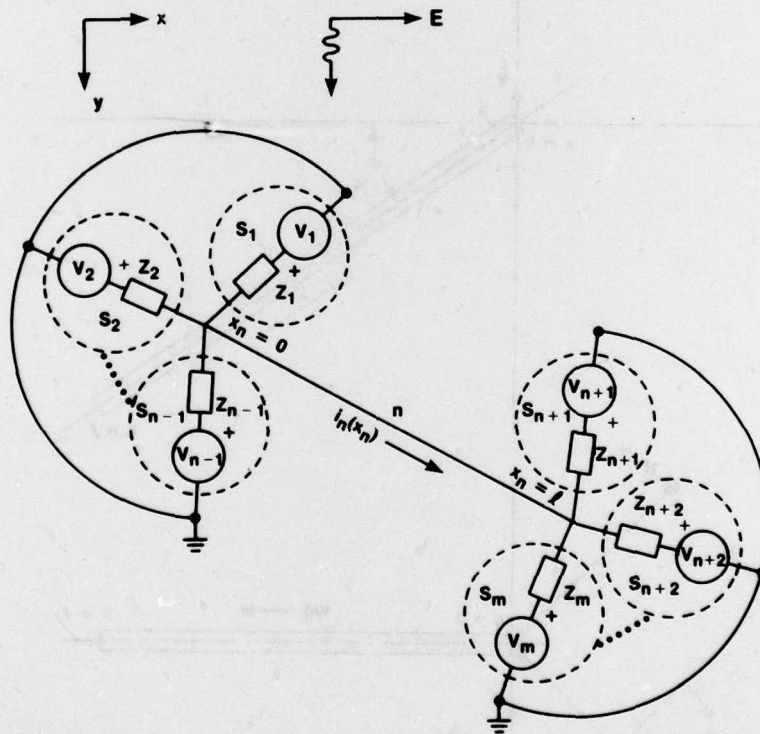


Figure 3. Cable  $n$  excited by the electric field  $E$  and by  $m - 1$  independent equivalent sources,  $S_k (k = 1, m; k \neq n)$ , attached at its ends ( $x_n = 0, l$ ).

field,  $E$ , as given by equation (1). Therefore, the current anywhere along cable  $n$  can be found from

$$\begin{aligned}
 i_n(x) &= \sum_{k=1}^{n-1} i_k^n \Big|_{V_j=0} + i_n^n \Big|_{V_j=0} + \sum_{k=n+1}^m i_k^n \Big|_{V_j=0} \\
 &\quad \substack{j \neq k, n \\ j=1, m \\ j \neq n} \\
 &= \sum_{k=1}^{n-1} I_0(x) V_k^0 \Big|_{V_j=0} + i_n^n \Big|_{V_j=0} + \sum_{k=n+1}^m I_l(x) V_k^l \Big|_{V_j=0} \\
 &\quad \substack{j \neq k, n \\ j=1, m \\ j \neq n} \\
 &= I_0(x) \sum_{k=1}^{n-1} V_k^0 \Big|_{V_j=0} + i_n^n \Big|_{V_j=0} + I_l(x) \sum_{k=n+1}^m V_k^l \Big|_{V_j=0} , \\
 &\quad \substack{j \neq n, k \\ j \neq n \\ j \neq k, n}
 \end{aligned} \tag{2}$$

where  $I_0(x)$  and  $I_l(x)$  are simply the current responses of a transmission line excited by an ideal voltage source of unit magnitude at each end, respectively ( $x = 0$  or  $l$ ).  $V_k^0$  and  $V_k^l$  are ideal voltage source representations of the source voltages  $V_k$  for  $x = 0$  and  $x = l$ . The difference between  $V_k$  and  $V_k^0$  or  $V_k^l$  is that  $V_k$  is the open-circuit voltage at the end of cable  $k$  and  $V_k^0$  or  $V_k^l$  is the voltage at the end of cable  $k$  while loaded by the other  $n - 2$  or  $m - n - 1$  cables. Therefore,  $V_k^0|_{k=1, n-1}$  is related to  $V_k|_{k=1, n-1}$  by a voltage divider network with the source impedance  $Z_k$  in series with the parallel impedance,  $Z_k^0$ , of the other  $n - 2$  source impedances:

$$V_k^0 = V_k \frac{Z_k^0}{Z_k + Z_k^0} \Big|_{k=1, n-1} \tag{3}$$

and

$$\frac{1}{Z_k^0} = \sum_{j=1}^{n-1} \frac{1}{Z_j} \Big|_{j \neq k} \tag{4}$$

Similarly, we have for  $V_k^l$ :

$$V_k^l = V_k \frac{Z_k^l}{Z_k + Z_k^l} \Big|_{k=n+1, m} \tag{5}$$

and

$$\frac{1}{Z_k^l} = \sum_{j=n+1}^m \frac{1}{Z_j} \Big|_{j \neq k} \tag{6}$$

The equations for  $I_0(x)$  and  $I_l(x)$  are<sup>1</sup>

$$I_0(x) = K_n [K_n \cosh \Gamma_n(l_n - x) + Z_n^0 \sinh \Gamma_n(l_n - x)] / D_n , \tag{7}$$

$$I_l(x) = -K_n (K_n \cosh \Gamma_n x + Z_n^l \sinh \Gamma_n x) / D_n , \tag{8}$$

<sup>1</sup> R. F. Gray, Nuclear Electromagnetic Pulse Simulation by Point-Source Injection Techniques for Shielded and Unshielded Penetrations, Harry Diamond Laboratories, HDL-TR-1737 (December 1975).

where

$$\frac{1}{Z_0^n} = \sum_{k=1}^{n-1} \frac{1}{Z_k} \quad (9)$$

$$\frac{1}{Z_l^n} = \sum_{k=n+1}^m \frac{1}{Z_k} \quad (10)$$

$$D_n = K_n[(K_n^2 + Z_0^n Z_l^n) \sinh \Gamma_n l_n + K_n(Z_0^n + Z_l^n) \cosh \Gamma_n l_n] \quad (11)$$

Therefore, all the variables in equation (2) have been defined by equations (3) through (11) except for the assumed equivalent source terms  $V_k$  and  $Z_k$  of the  $m - 1$  decoupled cables. These terms are developed in the next section.

### 3. EQUIVALENT SOURCE OF AN EMP-EXCITED CABLE

The Thevenin equivalent source terms can be easily generated from equation (1) and the geometry given in figure 1. The voltage term  $V_k$  is simply the open-circuit voltage at the end of the  $k$ th cable multiplied by a phase shift term,  $e^{j\omega\alpha_k}$ , where  $\alpha_k$  is a time delay which accounts for the position of the  $k$ th cable relative to the  $n$ th cable. The open-circuit voltage at the end ( $x = 0, l$ ) of a cable can be found by multiplying the current  $i(x)$  in equation (1) by the appropriate terminating impedance,  $Z_0$  or  $Z_l$ , and then finding the limit as  $Z_0$  or  $Z_l$  approaches infinity:

$$\begin{aligned} V_{oc}^0 &= \lim_{Z_0 \rightarrow \infty} -Z_0 i(0) \\ &= -\frac{E(\omega)[(K\Gamma - j\beta'Z_l) \sinh \Gamma l + (Z_l\Gamma - j\beta'K) \cosh \Gamma l - Z_l(\Gamma + j\beta')e^{-j\beta'l}]}{(\Gamma^2 + \beta'^2)[Z_l \sinh \Gamma l + K \cosh \Gamma l]} \quad (12) \end{aligned}$$

$$\begin{aligned} V_{oc}^l &= \lim_{Z_l \rightarrow \infty} Z_l i(l) \\ &= \frac{E(\omega)[(K\Gamma + j\beta'Z_0) \sinh \Gamma l + (Z_0\Gamma + j\beta'K) \cosh \Gamma l - Z_0(\Gamma - j\beta')e^{j\beta'l}]}{(\Gamma^2 + \beta'^2)[Z_0 \sinh \Gamma l + K \cosh \Gamma l]} \quad (13) \end{aligned}$$

It should be pointed out that the differences in equations (12) and (13) are due to the orientation of the cable with respect to the incident electric field. If the axis of the  $k$ th cable is parallel to the electric field ( $\theta_k = 0$  deg) (see fig. 1) then  $V_{oc}^0 = -V_{oc}^l$ , assuming  $Z_0 = Z_l$ ; either representation can be used to find  $V_k$ . However, for  $\theta_k \neq 0$  deg, the proper choice of  $V_{oc}^0, V_{oc}^l$  must be made depending on the position of the cable in the electric field. If  $\theta_k$  is between 0 and 180 deg, the wave will excite the  $x_k = 0$  end of the line first; therefore,  $V_{oc}^0$  is used in  $V_k$ . If  $\theta_k$  is between 180 and 360 deg,  $V_{oc}^l$  is required because the wave hits the  $x_k = l$  end of the line first. The equation for  $V_{oc}^l$  has an effective time shift for nonzero rotation ( $180 < \theta_k < 360$ ) because of the phase constant  $\beta'_k$ . This time shift must be factored out, which is done by multiplying  $V_{oc}^l$  by  $e^{+j\beta'_k l}$ . If  $\theta_n$  is nonzero, voltage terms  $V_k|_{k>n}$  will have a time delay relative to those at  $x_n = 0$ ; this delay is accounted for in the frequency domain by multiplying the voltage spectrum by  $e^{-j\beta'_n l}$ . The proper voltage terms,  $V_k$ , for either end of the  $n$ th cable and any cable rotation,  $\theta_k$ , are given in table 1.

TABLE I  
Voltage Term,  $V_k$ , for Equivalent Source  $S_k$

Cable $n$ connection	$0 \leq \theta_k \leq 180$ deg	$180$ deg $< \theta_k < 360$
$x = 0$	$V_{oc}^0$	$V_{oc}^l e^{j\beta' k l}$
$x = l$	$V_{oc}^0 e^{-j\beta' n l}$	$V_{oc}^l e^{j(\beta' k l - \beta' n l)}$

The source impedance,  $Z_k$ , can be found by dividing the open-circuit voltage  $V_{oc}|_{x=0,l}$  by the short-circuit current,  $i_{sc}|_{x=0,l}$  which gives

$$Z_k^0 = \frac{V_{oc}^0}{-i_{sc}^0} = \frac{\lim_{z_0 \rightarrow \infty} [Z_0 i(0)]}{\lim_{z_0 \rightarrow 0} [i(0)]} = K \frac{K \sinh \Gamma l + Z_l \cosh \Gamma l}{Z_l \sinh \Gamma l + K \cosh \Gamma l}, \quad (14)$$

$$Z_k^l = \frac{V_{oc}^l}{i_{sc}^l} = \frac{\lim_{z_l \rightarrow \infty} [Z_l i(l)]}{\lim_{z_l \rightarrow 0} [i(l)]} = K \frac{K \sinh \Gamma l + Z_0 \cosh \Gamma l}{Z_0 \sinh \Gamma l + K \cosh \Gamma l}. \quad (15)$$

Equations (14) and (15) are simply the input impedances of transmission lines terminated in impedances  $Z_l$  and  $Z_0$ , respectively. Obviously, if  $Z_0$  is equal to  $Z_l$  then  $Z_k^0$  and  $Z_k^l$  are equal.

This completes the development of the uncoupled transmission-line model. All the necessary parameters have been defined and the summation of currents on the cable of interest (cable  $n$ ) is straightforward.

#### 4. PENETRATION THROUGH AN IMPERFECT SHIELD

If cable  $n$  is actually a shielded cable, which is very likely in tactical Army systems, then the preceding solution for the current distribution on cable  $n$  can be used to calculate the internal response of the coaxial cable. The response of a coaxial cable to a single source at only one end is given elsewhere.<sup>1</sup> The solution for more than one source will simply result in a summation of responses similar to equation (2). The internal response of the coaxial cable due to the current coupled directly on cable  $n$  by the incident field will also have to be included. The solution for this current (also given elsewhere<sup>1</sup>) is part of program FREFLD. Therefore, no additional development other than a proper summing technique is needed for the solution of the internal response of a coaxial cable with other cables attached to the ends of its shield.

#### 5. EXPERIMENTAL VERIFICATION

A brief laboratory experiment was conducted to establish the validity of using superposition techniques with transmission lines. The accuracy of equation (1) has already been addressed.<sup>1</sup> The overall validation of the technique, including the assumption that the interaction between cables is negligible for many cases, will be investigated in future work.

<sup>1</sup> R. F. Gray, Nuclear Electromagnetic Pulse Simulation by Point-Source Injection Techniques for Shielded and Unshielded Penetrations, Harry Diamond Laboratories, HDL-TR-1737 (December 1975).

A network of three transmission lines was chosen, as shown in figure 4. Appropriate lengths of RG58 A/U coaxial cable were used for the three lines. The exterior shields of the cables insured that the uncoupled line approximation was accurate. The source voltages  $V_1$  and  $V_2$  were created by placing small resistances ( $\sim 1$  ohm) in series with the shields of cables 1 and 2 at the junction with cable 3. Two voltage sources were then attached across these resistors. The source impedance of the voltage sources was much greater than 1 ohm so that no loading of the sources occurred.

Three measurements were made using an HP 3042 automatic network analyzer system. This system consists of an HP 3570A network analyzer, and an HP 3330B synthesizer, controlled by an HP 9830 desktop calculator. The calculator performs the data reduction and output display as well as automating the measurements. All the measurements were made over a frequency range of 100 kHz to 13 MHz. First, the open-circuit voltage  $V_3^0$  at the end of line three was measured relative to the source voltage  $V_1$  with  $V_2$  shut off. Then the voltage  $V_3^2$  was measured with respect to the source voltage  $V_2$  with  $V_1$  shut off. Finally, the voltage  $V_{12}^3$  was measured with respect to  $V_1$  with  $V_2 = V_1$ .

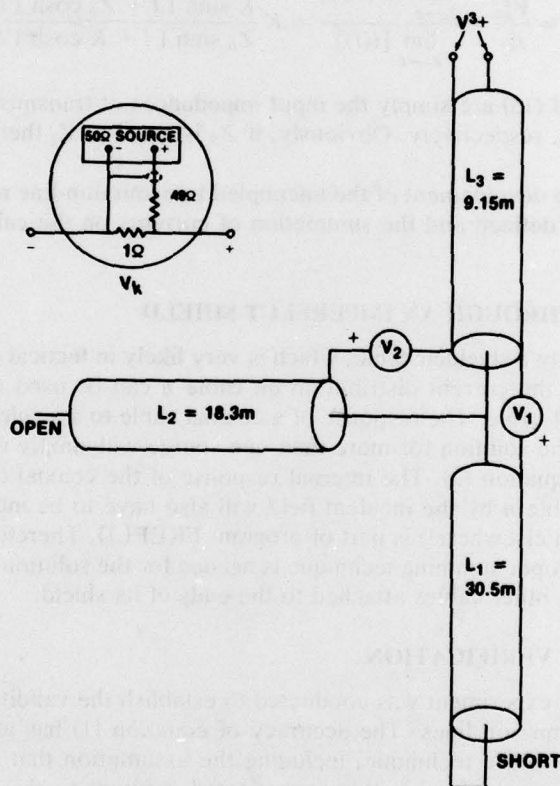


Figure 4. Experimental test setup for validating superposition principle for cable responses.

In order to simplify the comparison of measured and calculated results, we assumed that the transmission lines were lossless. This assumption should be relatively good except for right at the resonance points. The source impedances  $Z_1$  and  $Z_2$  are found from equation (14) to be

$$Z_1 = jK_0 \tan \beta l_1 = jK_0 \tan \frac{2\pi fl_1}{v} ,$$

$$Z_2 = -jK_0 \cot \beta l_2 = -jK_0 \cot \frac{2\pi fl_2}{v} ,$$

where  $K_0 = 50$  ohms and  $v = 2 \times 10^8$  m/s for RG 58 A/U coaxial cable. The voltage sources  $V_1$  and  $V_2$  are not needed since they were equal in the test and the measurements were normalized to the source voltage (i.e.,  $V_3/V_1$  or  $V_3/V_2$  were the measured values). The terminating impedances for cable 3 are found from equations (9) and (10) to be

$$\begin{aligned} Z_3^0 &= 1 / \left( \sum_{k=1}^2 1/Z_k \right) = 1 / [1/(jK_0 \tan \beta l_1) + 1/(-jK_0 \cot \beta l_2)] \\ &= \frac{jZ_0 \tan \beta l_1}{1 - \tan \beta l_1 \tan \beta l_2} \end{aligned} \quad (16)$$

$$Z_3^1 = 1 / \left( \sum_{k=4} 1/Z_k \right) = Z_4 = \infty . \quad (17)$$

The ideal voltage sources  $V_1^0$  and  $V_2^0$  at  $x = 0$  are found from equations (3) and (4):

$$V_1^0 = V_1 \frac{Z_2}{Z_1 + Z_2} = \frac{V_1}{1 - \tan \beta l_1 \tan \beta l_2} , \quad (18)$$

$$V_2^0 = V_2 \frac{Z_1}{Z_1 + Z_2} = \frac{V_2 \tan \beta l_1 \tan \beta l_2}{1 - \tan \beta l_1 \tan \beta l_2} , \quad (19)$$

and there are no source terms at  $v = l$ . The open-circuit voltage  $V_k^1$  at  $x = l$  due to either  $V_1$  or  $V_2$  is found from equation (9) by multiplying by  $Z_l$  and then taking the limit as  $Z_l$  approaches infinity:

$$V_k^1 = \lim_{Z_l \rightarrow \infty} Z_l I_0(l) = V_k^0 / (Z_3^0 \cos \beta l_3 + jK \sin \beta l_3) |_{k=1,2} . \quad (20)$$

Therefore, the lossless transmission line solutions for the first two measurements using only one source are found from equations (16), (18), (19), and (20) to be

$$V_1^1/V_1 = 1 / [\cos \beta l_3 (1 - \tan \beta l_1 \tan \beta l_2 - \tan \beta l_1 \tan \beta l_3)] , \quad (21)$$

$$V_2^1/V_2 = - \frac{\tan \beta l_1 \tan \beta l_2}{\cos \beta l_3 (1 - \tan \beta l_1 \tan \beta l_2 - \tan \beta l_1 \tan \beta l_3)} . \quad (22)$$

The third measurement with both sources exciting the system and with  $V_1 = V_2$  is found from equation (2) to be the sum of equations (21) and (22).

The magnitudes of the experimental and calculated responses for the three conditions ( $V_2 = 0$ ,  $V_1 = 0$ ,  $V_1 = V_2$ ) are shown in figures 5, 6, and 7. As expected, the agreement right at the resonance points is poor because of the lossless line assumption. However, the comparisons of experimental and calculated results over the remainder of the curves seem to be more than sufficient to validate the applicability of superposition.

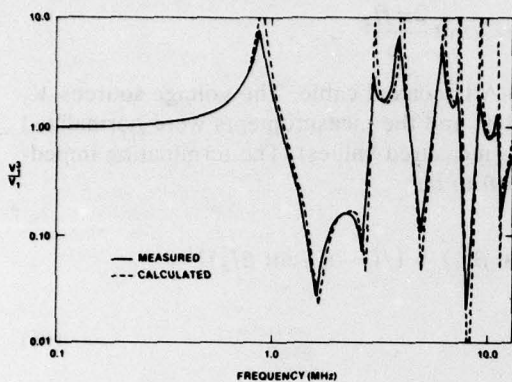


Figure 5. Ratio of  $V_1^3$  to  $V_1$  with  $V_2 = 0$ .

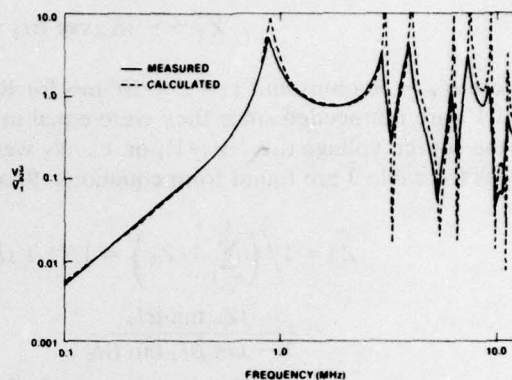


Figure 6. Ratio of  $V_2^3$  to  $V_2$  with  $V_1 = 0$ .

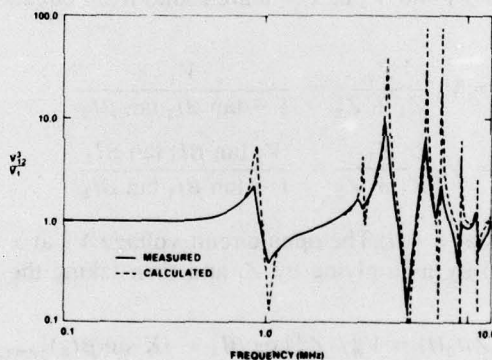


Figure 7. Ratio of  $V_1^3$  to  $V_1$  with  $V_2 = V_1$ .

## 6. CONCLUSIONS

An approximate solution has been developed for the EMP response of a coaxial cable with an arbitrary number of cables attached to its ends. Although the effect of some of the approximations (particularly, the noninteraction of the cables) remains to be determined, the basic approach of superposition of transmission-line responses has been verified experimentally. The technique outlined here will be used to develop a modified version of the computer program FREFLD. Once this new program is completed, the overall validity of the technique will be established.

DISTRIBUTION

ADMINISTRATOR  
DEFENSE DOCUMENTATION CENTER  
ATTN DDC-TCA (12 COPIES)  
CAMERON STATION, BUILDING 5  
ALEXANDRIA, VA 22314

COMMANDER  
US ARMY RSCH & STD GP (EUR)  
ATTN LTC JAMES M. KENNEDY, JR.  
CHIEF, PHYSICS & MATH BRANCH  
FPO NEW YORK 09510

COMMANDER  
US ARMY MATERIEL DEVELOPMENT &  
READINESS COMMAND  
ATTN DRXAM-TL, HQ TECH LIBRARY  
5001 EISENHOWER AVENUE  
ALEXANDRIA, VA 22333

COMMANDER  
US ARMY ARMAMENT MATERIEL  
READINESS COMMAND  
ATTN DR SAR-LEP-L, TECHNICAL LIBRARY  
ROCK ISLAND, IL 61299

COMMANDER  
US ARMY MISSILE & MUNITIONS  
CENTER & SCHOOL  
ATTN ATSK-CTD-F  
REDSTONE ARSENAL, AL 35809

DIRECTOR  
US ARMY MATERIEL SYSTEMS  
ANALYSIS ACTIVITY  
ATTN DRXSY-MP  
ATTN DRXSY-PO  
ABERDEEN PROVING GROUND, MD 21005

DIRECTOR  
US ARMY BALLISTIC RESEARCH LABORATORY  
ATTN DRDAR-TSB-S (STINFO)  
ATTN DRXBR-AM, W. VANANTWERP  
ATTN DRSTE-EL  
ATTN DRDAR-BLE  
ABERDEEN PROVING GROUND, MD 21005

TELEDYNE BROWN ENGINEERING  
CUMMINGS RESEARCH PARK  
ATTN DR. MELVIN L. PRICE, MS-44  
ATTN FRED LEONARD

ENGINEERING SOCIETIES LIBRARY  
345 EAST 47TH STREET  
ATTN ACQUISITIONS DEPARTMENT  
NEW YORK, NY 10017

DIRECTOR  
ARMED FORCES RADIOBIOLOGY RESEARCH  
INSTITUTE  
DEFENSE NUCLEAR AGENCY  
NATIONAL NAVAL MEDICAL CENTER  
BETHESDA, MD 20014  
ATTN RESEARCH PROGRAM COORDINATING  
OFFICER

ASSISTANT TO THE SECRETARY OF DEFENSE  
ATOMIC ENERGY  
WASHINGTON, DC 20301  
ATTN EXECUTIVE ASSISTANT

DIRECTOR  
DEFENSE ADVANCED RSCH PROJ AGENCY  
ARCHITECT BUILDING  
1400 WILSON BLVD.  
ARLINGTON, VA 22209  
ATTN TIO

DIRECTOR  
DEFENSE CIVIL PREPAREDNESS AGENCY  
ASSISTANT DIRECTOR FOR RESEARCH  
WASHINGTON, DC 20301  
ATTN ADMIN OFFICER  
ATTN RE(EO)  
ATTN PO(SE)

DEFENSE COMMUNICATION ENGINEER CENTER  
1860 WIEHLE AVENUE  
RESTON, VA 22090  
ATTN CODE R720, C. STANSBERRY  
ATTN CODE R123, TECH LIB  
ATTN CODE R400

DIRECTOR  
DEFENSE COMMUNICATIONS AGENCY  
WASHINGTON, DC 20305  
ATTN CCTC C312  
ATTN CODE C313

DIRECTOR  
DEFENSE INTELLIGENCE AGENCY  
WASHINGTON, DC 20301  
ATTN RDS-3A  
ATTN RDS-3A4, POMPONIO PLAZA

DIRECTOR  
DEFENSE NUCLEAR AGENCY  
WASHINGTON, DC 20305  
ATTN RATN  
ATTN DDST  
ATTN RAEV  
ATTN TITL  
ATTN STVL  
ATTN VLIS

COMMANDER  
FIELD COMMAND  
DEFENSE NUCLEAR AGENCY  
KIRTLAND AFB, NM 87115  
ATTN FCPR  
ATTN FCSPM, J. SMITH  
ATTN FCLMC

DIRECTOR  
INTERSERVICE NUCLEAR WEAPONS SCHOOL  
KIRTLAND AFB, NM 87115  
ATTN TTV

JOINT CHIEFS OF STAFF  
WASHINGTON, DC 20301  
ATTN J-3

DIRECTOR  
JOINT STRATEGIC TARGET PLANNING  
STAFF, JCS  
OFFUTT AFB  
OMAHA, NB 68113  
ATTN JSAS  
ATTN JPST  
ATTN NRI-STINFO LIBRARY

CHIEF  
LIVERMORE DIVISION, FIELD COMMAND DNA  
DEPARTMENT OF DEFENSE  
LAWRENCE LIVERMORE LABORATORY  
P.O. BOX 808  
LIVERMORE, CA 94550  
ATTN FCPRL

NATIONAL COMMUNICATIONS SYSTEM  
OFFICE OF THE MANAGER  
DEPARTMENT OF DEFENSE  
WASHINGTON, DC 20305  
ATTN NCS-TS, CHARLES D. BODSON

DIRECTOR  
NATIONAL SECURITY AGENCY  
DEPARTMENT OF DEFENSE  
FT. GEORGE G. MEADE, MD 20755  
ATTN R-52, O. VAN GUNTEN  
ATTN S232, D. VINCENT

UNDER SECY OF DEF FOR RSCH & ENGRG  
DEPARTMENT OF DEFENSE  
WASHINGTON, DC 20301  
ATTN G. BARSE  
ATTN S&SS (OS)

COMMANDER  
BMD SYSTEM COMMAND  
DEPARTMENT OF THE ARMY  
P.O. BOX 1500  
HUNTSVILLE, AL 35807  
ATTN BMOSC-AOLIB

COMMANDER  
ERADCOM TECHNICAL SUPPORT ACTIVITY  
DEPARTMENT OF THE ARMY  
FORT MONMOUTH, NJ 07703  
ATTN DRDCO-COM-ME, G. GAULE  
ATTN DELSD-L, W. WERK  
ATTN DELCS-K, A COHEN  
ATTN DELET-IR, E. HUNTER

COMMANDER  
US ARMY ARMOR CENTER  
FORT KNOX, KY 40121  
ATTN TECHNICAL LIBRARY

COMMANDER  
US ARMY COMM-ELEC ENGRG INSTAL AGENCY  
FT HUACHUCA, AZ 85613  
ATTN CCC-PRSO-S  
ATTN CCC-CED-SES

COMMANDER  
US ARMY COMMUNICATIONS COMMAND  
COMBAT DEVELOPMENT DIVISION  
FT. HUACHUCA, AZ 85613  
ATTN ATSI-CD-MD

CHIEF  
US ARMY COMMUNICATIONS SYS AGENCY  
FORT MONMOUTH, NJ 07703  
ATTN CCM-RD-T CCM-AD-SV

PROJECT OFFICER  
US ARMY COMMUNICATIONS RES &  
DEV COMMAND  
FORT MONMOUTH, NJ 07703  
ATTN DRCPM-ATC  
ATTN DRCPM-TDS-BSI

DISTRIBUTION (Cont'd\_

DIVISION ENGINEER  
US ARMY ENGINEER DIV, HUNTSVILLE  
P.O. BOX 1600, WEST STATION  
HUNTSVILLE, AL 35807  
ATTN HNDED-SR  
ATTN A. T. BOLT

US ARMY INTEL THREAT ANALYSIS  
DETACHMENT  
ROOM 2201, BLDG A  
ARLINGTON HALL STATION  
ARLINGTON, VA 22212  
ATTN RM 2200, BLDG A

COMMANDER  
US ARMY INTELLIGENCE & SEC CMD  
ARLINGTON HALL STATION  
4000 ARLINGTON BLVD  
ARLINGTON, VA 22212  
ATTN TECHNICAL LIBRARY  
ATTN TECH INFO PAC

COMMANDER  
US ARMY MISSILE RESEARCH  
& DEVELOPMENT COMMAND  
REDSTONE ARSENAL, AL 35809  
ATTN DRCPM-PE-EA, WALLACE O. WAGNER  
ATTN DRCPM-PE-EG, WILLIAM B. JOHNSON  
ATTN DRDMI-TBD  
ATTN DRDMI-EAA

COMMANDER  
US ARMY TEST AND EVALUATION COMMAND  
ABERDEEN PROVING GROUND, MD 21005  
ATTN DRSTE-FA

COMMANDER  
US ARMY TRAINING AND  
DOCTRINE COMMAND  
FORT MONROE, VA 23651  
ATTN ATORI-OP-SW

COMMANDER  
WHITE SANDS MISSILE RANGE  
DEPARTMENT OF THE ARMY  
WHITE SANDS MISSILE RANGE, NM 88002  
ATTN STEWS-TE-AN, J. OKUMA

OFFICER-IN-CHARGE  
CIVIL ENGINEERING LABORATORY  
NAVAL CONSTRUCTION BATTALION CENTER  
PORT HUENEME, CA 93041  
ATTN CODE L08A (LIBRARY)  
ATTN CODE L08A

COMMANDER  
NAVAL AIR SYSTEMS COMMAND  
WASHINGTON, DC 21360  
ATTN AIR-350F

COMMANDER  
NAVAL ELECTRONIC SYSTEMS COMMAND  
WASHINGTON, DC 20360  
ATTN PME 117-215

COMMANDER  
NAVAL OCEAN SYSTEMS CENTER  
SAN DIEGO, CA 92152  
ATTN CODE 015, C. FLETCHER  
ATTN RESEARCH LIBRARY  
ATTN CODE 7240, S. W. LICHTMAN

COMMANDING OFFICER  
NAVAL ORDNANCE STATION  
INDIAN HEAD, MD 20640  
ATTN STANDARDIZATION DIV

SUPERINTENDENT (CODE 1424)  
NAVAL POSTGRADUATE SCHOOL  
MONTFREY, CA 93940  
ATTN CODE 1424

DIRECTOR  
NAVAL RESEARCH LABORATORY  
WASHINGTON, DC 20375  
ATTN CODE 4104, EMANUAL L. BRANCATO  
ATTN CODE 2627, DORIS R. FOLEN  
ATTN CODE 6623, RICHARD L. STATLER  
ATTN CODE 6624

COMMANDER  
NAVAL SHIP ENGINEERING CENTER  
DEPARTMENT OF THE NAVY  
WASHINGTON, DC 20362  
ATTN CODE 6174D2, EDWARD F. DUFFY

COMMANDER  
NAVAL SURFACE WEAPONS CENTER  
WHITE OAK, SILVER SPRING, MD 20910  
ATTN CODE F32, EDWIN R. RATHBURN  
ATTN L. LIBELLO, CODE WR43  
ATTN CODE WA51RH, RM 130-108

COMMANDER  
NAVAL SURFACE WEAPONS CENTER  
DAHLGREN LABORATORY  
DAHLGREN, VA 22448  
ATTN CODE DF-56

COMMANDER  
NAVAL WEAPONS CENTER  
CHINA LAKE, CA 93555  
ATTN CODE 533, TECH LIB

COMMANDING OFFICER  
NAVAL WEAPONS EVALUATION FACILITY  
KIRTLAND AIR FORCE BASE  
ALBUQUERQUE, NM 87117  
ATTN CODE AT-6

OFFICE OF NAVAL RESEARCH  
ARLINGTON, VA 22217  
ATTN CODE 427

DIRECTOR  
STRATEGIC SYSTEMS PROJECT OFFICE  
NAVY DEPARTMENT  
WASHINGTON, DC 20376  
ATTN NSP-2701, JOHN W. PITSENBERGER  
ATTN NSP-2342, RICHARD L. COLEMAN  
ATTN NSP-43, TECH LIB  
ATTN NSP-27334  
ATTN NSP-230, D. GOLD

COMMANDER  
AERONAUTICAL SYSTEMS DIVISION, AFSC  
WRIGHT-PATTERSON AFB, OH 45333  
ATTN ASD-YH-EX  
ATTN ENFTV

AIR FORCE TECHNICAL APPLICATIONS  
CENTER  
PATRICK AFB, FL 32925  
ATTN TFS, M. SCHNEIDER

AF WEAPONS LABORATORY, AFSC  
KIRTLAND AFB, NM 87117  
ATTN NTN  
ATTN NT  
ATTN EL, CARL E. BAUM  
ATTN ELXT  
ATTN SUL  
ATTN CA  
ATTN ELA, J. P. CASTILLO  
ATTN ELP  
ATTN ELT, W. PAGE  
ATTN NXS

DIRECTOR  
AIR UNIVERSITY LIBRARY  
DEPARTMENT OF THE AIR FORCE  
MAXWELL AFB, AL 36112  
ATTN AUL-LSE-70-250

HEADQUARTERS  
ELECTRONIC SYSTEMS DIVISION/YSEA  
DEPARTMENT OF THE AIR FORCE  
HANSCOM AFB, MA 01731  
ATTN YSEA

COMMANDER  
FOREIGN TECHNOLOGY DIVISION, AFSC  
WRIGHT-PATTERSON AFB, OH 45433  
ATTN NICD LIBRARY  
ATTN ETD, B. L. BALLARD

COMMANDER  
OGDEN ALC/MMEDDE  
DEPARTMENT OF THE AIR FORCE  
HILL AFB, UT 84406  
ATTN OO-ALC/MMETH, P. W. BERTHEL  
ATTN MMEDO, LEO KIDMAN  
ATTN MAJ R. BLACKBURN

COMMANDER  
ROME AIR DEVELOPMENT CENTER, AFSC  
GRIFFISS AFB, NY 13441  
ATTN TSLD

COMMANDER  
SACRAMENTO AIR LOGISTICS CENTER  
DEPARTMENT OF THE AIR FORCE  
MCCLELLAN AFB, CA 95652  
ATTN MMCRS, H. A. PELMASTRO  
ATTN MMIRA, J. W. DEMES  
ATTN MMSREM, F. R. SPEAR

SAMSO/IN  
AIR FORCE SYSTEMS COMMAND  
POST OFFICE BOX 92960  
WORLDWAY POSTAL CENTER  
LOS ANGELES, CA 90009  
(INTELLIGENCE)  
ATTN IND

SAMSO/MN  
AIR FORCE SYSTEMS COMMAND  
NORTON AFB, CA 92409  
(MINUTEMAN)  
ATTN MNNH, MAJ M. BARAN  
ATTN MNNH, CAPT R. I. LAWRENCE

SAMSO/YA  
AIR FORCE SYSTEMS COMMAND  
POST OFFICE BOX 92960  
WORLDWAY POSTAL CENTER  
LOS ANGELES, CA 90009  
ATTN YAPC

DISTRIBUTION (Cont'd)

STRATEGIC AIR COMMAND/XPPS  
OFFUTT AFB, NB 68113  
ATTN NRI-STINFO LIBRARY  
ATTN DEL  
ATTN GARNET E. MATZKE  
ATTN XPPS, MAJ BRIAN G. STEPHAN

DEPARTMENT OF ENERGY  
ALBUQUERQUE OPERATIONS OFFICE  
P.O. BOX 5400  
ALBUQUERQUE, NM 87115  
ATTN DOC CON FOR TECH LIBRARY  
ATTN OPERATIONAL SAFETY DIV

UNIVERSITY OF CALIFORNIA  
LAWRENCE LIVERMORE LABORATORY  
P.O. BOX 808  
LIVERMORE, CA 94550  
ATTN DOC CON FOR TECHNICAL  
INFORMATION DEPT  
ATTN DOC CON FOR L-06, T. DONICH  
ATTN DOC CON FOR L-545, D. MEEKER  
ATTN DOC CON FOR L-156, E. MILLER  
ATTN DOC CON FOR L-10, H. KRUGER  
ATTN DOC CON FOR H. S. CABAYAN

LOS ALAMOS SCIENTIFIC LABORATORY  
P.O. BOX 1663  
LOS ALAMOS, NM 87545  
ATTN DOC CON FOR BRUCE W. NOEL  
ATTN DOC CON FOR CLARENCE BENTON

SANDIA LABORATORIES  
PO BOX 5800  
ALBUQUERQUE, NM 87115  
ATTN DOC CON FOR C. N. VITTITOE  
ATTN DOC CON FOR R. L. PARKER  
ATTN DOC CON FOR ELMER F. HARTMAN

CENTRAL INTELLIGENCE AGENCY  
ATTN: RD/SI, RM 5G48, HQ BLDG  
WASHINGTON, DC 20505  
ATTN OSI/NED/NWB

ADMINISTRATOR  
DEFENSE ELECTRIC POWER ADMIN  
DEPARTMENT OF THE INTERIOR  
INTERIOR SOUTH BLDG, 312  
WASHINGTON, DC 20240  
ATTN L. O'NEILL

DEPARTMENT OF TRANSPORTATION  
FEDERAL AVIATION ADMINISTRATION  
HEADQUARTERS SEC DIV, ASE-300  
800 INDEPENDENCE AVENUE, SW  
WASHINGTON, DC 20591  
ATTN SEC DIV ASE-300

AEROSPACE CORPORATION  
PO BOX 92957  
LOS ANGELES, CA 90009  
ATTN C. B. PEARLSTON  
ATTN IRVING M. GARFUNKEL  
ATTN JULIAN REINHEIMER  
ATTN LIBRARY  
ATTN CHARLES GREENHOW

AGBBIAN ASSOCIATES  
250 NORTH NASH STREET  
EL SEGUNDO, CA 90245  
ATTN LIBRARY

AVCO RESEARCH & SYSTEMS GROUP  
201 LOWELL STREET  
WILMINGTON, MA 01887  
ATTN W. LEPSEVICH

BATTELLE MEMORIAL INSTITUTE  
505 KING AVENUE  
COLUMBUS, OH 43201  
ATTN ROBERT H. BLAZEK  
ATTN EUGENE R. LEACH

BDM CORPORATION  
7915 JONES BRANCH DRIVE  
MCLEAN, VA 22101  
ATTN CORPORATE LIBRARY

BDM CORPORATION  
PO BOX 9274  
ALBUQUERQUE INTERNATIONAL  
ALBUQUERQUE, NM 87119  
ATTN LIB

BENDIX CORPORATION, THE  
RESEARCH LABORATORIES DIVISION  
BENDIX CENTER  
SOUTHFIELD, MI 48075  
ATTN MAX FRANK

BENDIX CORPORATION  
NAVIGATION AND CONTROL GROUP  
TETERBORO, NJ 07608  
ATTN DEPT 6401

BOEING COMPANY  
PO BOX 3707  
SEATTLE, WA 98124  
ATTN HOWARD W. WICKLEIN  
ATTN D. E. ISBELL  
ATTN DAVID KEMLE  
ATTN B. C. HANRAHAN  
ATTN KENT TECH LIB

BOOZ-ALLEN AND HAMILTON, INC.  
106 APPLE STREET  
TINTON FALLS, NJ 07724  
ATTN R. J. CHRISNER  
ATTN TECH LIB

BURROUGHS CORPORATION  
FEDERAL AND SPECIAL SYSTEMS GROUP  
CENTRAL AVE AND ROUTE 252  
PO BOX 517  
PAOLI, PA 19301  
ATTN ANGELO J. MAURIELLO

CALSPAN CORPORATION  
PO BOX 400  
BUFFALO, NY 14225  
ATTN TECH LIBRARY

CHARLES STARK DRAPER LABORATORY INC.  
555 TECHNOLOGY SQUARE  
CAMBRIDGE, MA 02139  
ATTN KENNETH FERTIG  
ATTN TIC MS 74

CINCINNATI ELECTRONICS CORPORATION  
2630 GLENDALE - MILFORD ROAD  
CINCINNATI, OH 45241  
ATTN LOIS HAMMOND

COMPUTER SCIENCES CORPORATION  
6565 ARLINGTON BLVD  
FALLS CHURCH, VA 22046  
ATTN RAMONA BRIGGS

COMPUTER SCIENCES CORPORATION  
1400 SAN MATEO BLVD, SE  
ALBUQUERQUE, NM 87108  
ATTN RICHARD H. DICKHAUT  
ATTN ALVIN SCHIFF

CONTROL DATA CORPORATION  
P.O. BOX G  
MINNEAPOLIS, MN 55440  
ATTN JACK MEEHAN

CUTLER-HAMMER, INC.  
ALL DIVISION  
COMAC ROAD  
DEER PARK, NY 11729  
ATTN EDWARD KARPEN

DIKEWOOD INDUSTRIES, INC  
1009 BRADBURY DRIVE, SE  
ALBUQUERQUE, NM 87106  
ATTN TECH LIB  
ATTN L. WAYNE DAVIS

DIKEWOOD INDUSTRIES, INC.  
1100 GLENDON AVENUE  
LOS ANGELES, CA 90024  
ATTN K. LEE

E-SYSTEMS, INC.  
GREENVILLE DIVISION  
P.O. BOX 1056  
GREENVILLE, TX 75401  
ATTN JOLETA MOORE

EFFECTS TECHNOLOGY, INC.  
5383 HOLLISTER AVENUE  
SANTA BARBARA, CA 93111  
ATTN S. CLOW

EG&G WASHINGTON ANALYTICAL  
SERVICES CENTER, INC.  
PO BOX 10218  
ALBUQUERQUE, NM 87114  
ATTN C. GILES

EXXON NUCLEAR COMPANY, INC  
RESEARCH AND TECHNOLOGY CENTER  
2955 GEORGE WASHINGTON WAY  
RICHLAND, WA 99352  
ATTN DR. A. W. TRIVELPIECE

FAIRCHILD CAMERA AND INSTRUMENT CORP  
464 ELLIS STREET  
MOUNTAIN VIEW, CA 94040  
ATTN SEC CON FOR DAVID K. MYERS

FORD AEROSPACE & COMMUNICATIONS CORP  
3939 FABIAN WAY  
PALO ALTO, CA 94303  
ATTN J. T. MATTINGLEY  
ATTN TECHNICAL LIBRARY

FORD AEROSPACE & COMMUNICATIONS OPERATIONS  
FORD & JAMBOREE ROADS  
NEWPORT BEACH, CA 92663  
ATTN KEN C. ATTINGER  
ATTN E. R. PONCELET, JR.

DISTRIBUTION (Cont'd)

FRANKLIN INSTITUTE, THE  
20TH STREET AND PARKWAY  
PHILADELPHIA, PA 19103  
ATTN RAMIE H. THOMPSON

GENERAL DYNAMICS CORP  
ELECTRONICS DIVISION  
P.O. BOX 81125  
SAN DIEGO, CA 92138  
ATTN RSCH LIB

GENERAL DYNAMICS CORPORATION  
INTER-DIVISION RESEARCH LIBRARY  
KEARNY MESA  
P.O. BOX 90847  
SAN DIEGO, CA 98123  
ATTN RESEARCH LIBRARY

GENERAL ELECTRIC CO.-TEMPO  
CENTER FOR ADVANCED STUDIES  
816 STATE STREET (PO DRAWER QQ)  
SANTA BARBARA, CA 93102  
ATTN DASIAE  
ATTN ROYDEN R. RUTHERFORD  
ATTN WILLIAM MCNAMERA

GENERAL ELECTRIC COMPANY  
AEROSPACE ELECTRONICS SYSTEMS  
FRENCH ROAD  
UTICA, NY 13503  
ATTN CHARLES M. HEWISON

GENERAL ELECTRIC COMPANY  
P.O. BOX 5000  
BINGHAMTON, NY 13902  
ATTN TECH LIB

GENERAL ELECTRIC CO.-TEMPO  
ALEXANDRIA OFFICE  
HUNTINGTON BUILDING, SUITE 300  
2560 HUNTINGTON AVENUE  
ALEXANDRIA, VA 22303  
ATTN DASIAE

GENERAL RESEARCH CORPORATION  
SANTA BARBARA DIVISION  
P.O. BOX 6770  
SANTA BARBARA, CA 93111  
ATTN TECH INFO OFFICE

GEORGIA INSTITUTE OF TECHNOLOGY  
GEORGIA TECH RESEARCH INSTITUTE  
ATLANTA, GA 30332  
ATTN R. CURRY

GEORGIA INSTITUTE OF TECHNOLOGY  
OFFICE OF CONTRACT ADMINISTRATION  
ATTN: RSCH SECURITY COORDINATOR  
ATLANTA, GA 30332  
ATTN RES & SEC COORD FOR HUGH DENNY

GRUMMAN AEROSPACE CORPORATION  
SOUTH OYSTER BAY ROAD  
BETHPAGE, NY 11714  
ATTN L-01 35

GTE SYLVANIA, INC.  
ELECTRONICS SYSTEMS GRP-EASTERN DIV  
77 A STREET  
NEEDHAM, MA 02194  
ATTN CHARLES A. THORNHILL, LIBRARIAN  
ATTN LEONARD L. BLAISDELL

GTE SYLVANIA, INC.  
189 B STREET  
NEEDHAM HEIGHTS, MA 02194  
ATTN CHARLES H. RAMSBOTTOM  
ATTN DAVID D. FLOOD  
ATTN EMIL P. MOTCHOK  
ATTN H & V GROUP, MARIO A. NUREFORA  
ATTN J. WALDRON

HARRIS CORPORATION  
HARRIS SEMICONDUCTOR DIVISION  
P.O. BOX 883  
MELBOURNE, FL 32901  
ATTN V PRES & MGR PRGMS DIV

HAZELTINE CORPORATION  
PULASKI ROAD  
GREENLAWN, NY 11740  
ATTN TECH INFO CTR, M. WAITE

HONEYWELL INCORPORATED  
AVIONICS DIVISION  
2600 RIDGWAY PARKWAY  
MINNEAPOLIS, MN 55413  
ATTN S&RC LIB  
ATTN RONALD R. JOHNSON

HONEYWELL INCORPORATED  
AVIONICS DIVISION  
13350 U.S. HIGHWAY 19 NORTH  
ST. PETERSBURG, FL 33733  
ATTN M S 725-5, STACEY H. GRAFF  
ATTN W. E. STEWART

HUGHES AIRCRAFT COMPANY  
CENTINELA AND TEALE  
CULVER CITY, CA 90230  
ATTN JOHN B. SINGLETARY  
ATTN CTDC 6/E110  
ATTN KENNETH R. WALKER

IIT RESEARCH INSTITUTE  
ELECTROMAG COMPATABILITY ANAL CTR  
NORTH SEVERN  
ANNAPOLIS, MD 21402  
ATTN ACOAT

IIT RESEARCH INSTITUTE  
10 WEST 35TH STREET  
CHICAGO, IL 60616  
ATTN IRVING N. MINDEL  
ATTN JACK E. BRIDGES

INSTITUTE FOR DEFENSE ANALYSES  
400 ARMY-NAVY DRIVE  
ARLINGTON, VA 22202  
ATTN TECH INFO SERVICES

INTL TEL & TELEGRAPH CORPORATION  
500 WASHINGTON AVENUE  
NUTLEY, NJ 07110  
ATTN TECHNICAL LIBRARY  
ATTN ALEXANDER T. RICHARDSON

IRT CORPORATION  
P.O. BOX 81087  
SAN DIEGO, CA 92138  
ATTN C. B. WILLIAMS  
ATTN DENNIS SWIFT

JAYCOR  
SANTA BARBARA FACILITY  
P.O. BOX 2008  
SANTA BARBARA, CA 93120  
ATTN W. A. RADASKY

JAYCOR  
1401 CAMINO DEL MAR  
DEL MAR, CA 92014  
ATTN ERIC P. WENAAS  
ATTN RALPH H. STAHL

JAYCOR  
205 S WHITTING STREET, SUITE 500  
ALEXANDRIA, VA 22304  
ATTN LIB

KAMAN SCIENCES CORPORATION  
1500 GARDEN OF THE GODS ROAD  
COLORADO SPRINGS, CO 80907  
ATTN ALBERT P. BRIDGES  
ATTN W. FOSTER RICH  
ATTN WALTER E. WARE  
ATTN FRANK H. SHELTON  
ATTN JERRY I. LUBELL  
ATTN PHIL TRACY  
ATTN WERNER STARK

LITTON SYSTEMS, INC.  
DATA SYSTEMS DIVISION  
8000 WOODLEY AVENUE  
VAN NUYS, CA 91409  
ATTN EMC GP  
ATTN M848-61

LITTON SYSTEMS, INC.  
AMECOM DIVISION  
5115 CALVERT ROAD  
COLLEGE PARK, MD 20740  
ATTN J. SKAGGS

LOCKHEED MISSILES AND SPACE COMPANY, INC.  
P.O. BOX 504  
SUNNYVALE, CA 94086  
ATTN L. ROSSI  
ATTN SAMUEL I. TAIMUTY  
ATTN H. E. THAYN  
ATTN GEORGE F. HEATH  
ATTN BENJAMIN T. KIMURA

LOCKHEED MISSILES AND SPACE COMPANY, INC.  
3251 HANOVER STREET  
PALO ALTO, CA 94304  
ATTN TECH INFO CTR D/COLL

M.I.T. LINCOLN LABORATORY  
P.O. BOX 73  
LEXINGTON, MA 02173  
ATTN LEONA LOUGHLIN

MARTIN MARIETTA CORPORATION  
ORLANDO DIVISION  
P.O. BOX 5837  
ORLANDO, FL 32805  
ATTN MONA C. GRIFFITH

MCDONNELL DOUGLAS CORPORATION  
POST OFFICE BOX 516  
ST. LOUIS, MO 63166  
ATTN TOM ENDER

MCDONNELL DOUGLAS CORPORATION  
5301 BOLSA AVENUE  
HUNTINGTON BEACH, CA 92647  
ATTN STANLEY SCHNEIDER  
ATTN TECH LIBRARY SERVICES

DISTRIBUTION (Cont'd)

MISSION RESEARCH CORPORATION  
P.O. DRAWER 719  
SANTA BARBARA, CA 93102  
ATTN EMP GROUP  
ATTN WILLIAM C. HART  
ATTN C. LONGMIRE

MISSION RESEARCH CORPORATION  
EM SYSTEM APPLICATIONS DIVISION  
1400 SAN MATEO BLVD, SE, SUITE A  
ALBUQUERQUE, NM 87108  
ATTN DAVID E. MEREWETHER  
ATTN L. N. MCCORMICK

MISSION RESEARCH CORPORATION-SAN DIEGO  
P.O. BOX 1209  
LA JOLLA, CA 92038  
ATTN V. A. J. VAN LINT

MITRE CORPORATION, THE  
P.O. BOX 208  
BEDFORD, MA 01730  
ATTN M. F. FITZGERALD

NORDEN SYSTEMS, INC.  
HELEN STREET  
NORWALK, CT 06856  
ATTN TECHNICAL LIBRARY

NORTHROP RESEARCH TECHNOLOGY CENTER  
ONE RESEARCH PARK  
PALOS VERDES PENN, CA 90274  
ATTN LIBRARY

NORTHROP CORPORATION  
ELECTRONIC DIVISION  
2301 WEST 120TH STREET  
HAWTHORNE, CA 90250  
ATTN VINCENT R. DAMARTINO  
ATTN LEW SMITH  
ATTN RAD EFFECTS GRP

PHYSICS INTERNATIONAL COMPANY  
2700 MERCED STREET  
SAN LEANDRO, CA 94577  
ATTN DOC CON

R & D ASSOCIATES  
P.O. BOX 9695  
MARINA DEL REY, CA 90291  
ATTN S. CLAY ROGERS  
ATTN CHARLES MO  
ATTN RICHARD R. SCHAEFER  
ATTN DOC CON  
ATTN M. GROVER  
ATTN C. MACDONALD  
ATTN J. BOMBARDT

R&D ASSOCIATES  
1401 WILSON BLVD  
SUITE 500  
ARLINGTON, VA 22209  
ATTN J. BOMBARDT

RAND CORPORATION  
1700 MAIN STREET  
SANTA MONICA, CA 90406  
ATTN LIB-D  
ATTN W. SOLLFREY

RAYTHEON COMPANY  
HARTWELL ROAD  
BEDFORD, MA 01730  
ATTN GAJANAN H. JOSHI

RAYTHEON COMPANY  
528 BOSTON POST ROAD  
SUDBURY, MA 01776  
ATTN HAROLD L. FLESCHER

RCA CORPORATION  
GOVERNMENT SYSTEMS DIVISION  
ASTRO.ELECTRONICS  
P.O. BOX 800, LOCUST CORNER  
EAST WINDSOR TOWNSHIP  
PRINCETON, NJ 08540  
ATTN GEORGE J. BRUCKER

RCA CORPORATION  
DAVID SARNOFF RESEARCH CENTER  
P.O. BOX 432  
PRINCETON, NJ 08540  
ATTN SECURITY DEPT, L. MINICH

RCA CORPORATION  
CAMDEN COMPLEX  
FRONT & COOPER STREETS  
CAMDEN, NJ 08012  
ATTN OLIVE WHITEHEAD  
ATTN R. W. ROSTROM

ROCKWELL INTERNATIONAL CORPORATION  
P.O. BOX 3105  
ANAHEIM, CA 92803  
ATTN N. J. RUDIE  
ATTN J. L. MONROE  
ATTN V. J. MICHEL  
ATTN D/243-068, 031-CA31

ROCKWELL INTERNATIONAL CORPORATION  
SPACE DIVISION  
12214 SOUTH LAKEWOOD BOULEVARD  
DOWNEY, CA 90241  
ATTN B. E. WHITE

ROCKWELL INTERNATIONAL CORPORATION  
815 LAPHAM STREET  
EL SEGUNDO, CA 90245  
ATTN B-1, DIV TIC (BAOB)

ROCKWELL INTERNATIONAL CORPORATION  
P.O. BOX 369  
CLEARFIELD, UT 84015  
ATTN F. A. SHAW

SANDERS ASSOCIATES, INC.  
95 CANAL STREET  
NASHUA, NH 03060  
ATTN 1-6270, R. G. DESPATHY, SR P E

SCIENCE APPLICATIONS, INC.  
P.O. BOX 277  
BERKELEY, CA 94701  
ATTN FREDERICK M. TESCHE

SCIENCE APPLICATIONS, INC.  
PO BOX 2351  
LA JOLLA, CA 92038  
ATTN R. PARKINSON

SCIENCE APPLICATIONS, INC.  
HUNTSVILLE DIVISION  
2109 W. CLINTON AVENUE  
SUITE 700  
HUNTSVILLE, AL 35805  
ATTN NOEL R. BYRN

SCIENCE APPLICATIONS, INC.  
8400 WESTPARK DRIVE  
MCLEAN, VA 22101  
ATTN WILLIAM L. CHADSEY

SINGER COMPANY  
ATTN: SECURITY MANAGER  
1150 MC BRIDE AVENUE  
LITTLE FALLS, NJ 07424  
ATTN TECH INFO CTR

SPERRY RAND CORPORATION  
SPERRY MICROWAVE ELECTRONICS  
P.O. BOX 4648  
CLEARWATER, FL 33518  
ATTN MARGARET CORT

SPERRY RAND CORPORATION  
SPERRY DIVISION  
MARCUS AVENUE  
GREAT NECK, NY 11020  
ATTN TECH LIB

SPERRY RAND CORPORATION  
SPERRY FLIGHT SYSTEMS  
P.O. BOX 21111  
PHOENIX, AZ 85036  
ATTN D. ANDREW SCHOW

SPIRE CORPORATION  
P.O. BOX D  
BEDFORD, MA 01730  
ATTN JOHN R. UGLUM  
ATTN ROGER G. LITTLE

SRI INTERNATIONAL  
333 RAVENSWOOD AVENUE  
MENLO PARK, CA 94025  
ATTN ARTHUR LEE WHITSON

SRI INTERNATIONAL  
306 WYNN DRIVE, N. W.  
HUNTSVILLE, AL 35805  
ATTN MR. HULLINGS

SYSTEMS, SCIENCE AND SOFTWARE, INC.  
PO BOX 1620  
LA JOLLA, CA 92038  
ATTN ANDREW R. WILSON

TEXAS INSTRUMENTS, INC.  
P.O. BOX 6015  
DALLAS, TX 75265  
ATTN TECH LIB  
ATTN DONALD J. MANUS

TRW DEFENSE & SPACE SYS GROUP  
ONE SPACE PARK  
REDONDO BEACH, CA 90278  
ATTN O. E. ADAMS  
ATTN R. K. PLEBUCH  
ATTN L. R. MAGNOLIA  
ATTN H. H. HOLLOWAY  
ATTN W. GARGARO

DISTRIBUTION (Cont'd)

TEXAS TECH UNIVERSITY  
P.O. BOX 5404 NORTH COLLEGE STATION  
LUBBOCK, TX 79417  
ATTN TRAVIS L. SIMPSON

UNITED TECHNOLOGIES CORP  
HAMILTON STANDARD DIVISION  
BRADLEY INTERNATIONAL AIRPORT  
WINDSON LOCKS, CT 06069  
ATTN CHIEF ELEC DESIGN

WESTINGHOUSE ELECTRIC CORPORATION  
ADVANCED ENERGY SYSTEMS DIV  
P.O. BOX 10864  
PITTSBURGH, PA 15236  
ATTN TECH LIB

US ARMY ELECTRONICS RESEARCH  
& DEVELOPMENT COMMAND  
ATTN WISEMAN, ROBERT S., DR., DRDEL-CT

HARRY DIAMOND LABORATORIES  
ATTN 00100, COMMANDER/TECH DIR/TSO  
ATTN CHIEF, DIV 10000  
ATTN CHIEF, DIV 20000  
ATTN CHIEF, DIV 30000  
ATTN CHIEF, DIV 40000  
ATTN RECORD COPY, 81200  
ATTN HDL LIBRARY 81100 (3 COPIES)  
ATTN HDL LIBRARY (WOODBIDGE) 81100  
ATTN TECHNICAL REPORTS BRANCH, 81300  
ATTN CHAIRMAN, EDITORIAL COMMITTEE  
ATTN CHIEF, 21000  
ATTN CHIEF, 22000  
ATTN CHIEF, 22100 (3 COPIES)  
ATTN CHIEF, 22300  
ATTN CHIEF, 22800  
ATTN CHIEF, 22900  
ATTN CHIEF, 13300  
ATTN CHIEF, 21100 (3 COPIES)  
ATTN CHIEF, 21200  
ATTN CHIEF, 21300 (5 COPIES)  
ATTN CHIEF, 21400  
ATTN CHIEF, 21500  
ATTN BALICKI, F. W., 20240  
ATTN WIMENITZ, F. N., 20240  
ATTN GRAY, R. L., 21300 (20 COPIES)