AD-A077 777 MILITARY ACADEMY WEST POINT NY OFFICE OF THE DIRECTO--ETC F/G 5/9
CHARACTERISTICS OF THE CLASS OF 1977,(U)
NOV 73 J W HOUSTON
UNCLASSIFIED 9B1.01-74-013 NL

1 OF 1
AD
A077777



END
DATE
FILMED
1-80
DDC

MICROCOPY RESOLUTION TEST CHART
NATIONAL BUREAU OF STANDARDS-1963-A

LEVEL II

74-013

AD A077777



UNITED STATES MILITARY ACADEMY

WEST POINT · NEW YORK

See 1473 in back

CHARACTERISTICS OF THE CLASS OF 1977

DDC FILE COPY

DDC
RECEIVED
DEC 10 1979
A

DISTRIBUTION STATEMENT A
Approved for public release;
Distribution Unlimited

OFFICE OF THE
DIRECTOR OF INSTITUTIONAL RESEARCH

NOVEMBER 1973

DUTY-HONOR-COUNTRY

79 20 9 172

Programmers: Mr. Gregory J. Warzala
Sp James B. Hurst

Typist: Mrs. Susan M. Quimby

Accession For
NTIS GRA&I ☑
DDC TAB ☐
Unannounced ☐
Justification
By
Distribution/
Availability Codes
Dist | Avail and/or special
A

CHARACTERISTICS OF THE CLASS OF 1977

Report No. 9B1.01-74-013
Project No. 165
Prepared by: Mr. John W. Houston
November 1973

ABSTRACT

This report presents the biographical characteristics and achievements of the 1376 cadets who entered the United States Military Academy in the Class of 1977.

NOTE: Any conclusions in this report are not to be construed as official U. S. Military Academy or Department of the Army positions unless so designated by other authorized documents.

DISTRIBUTION: This document is prepared for official purposes only. Its contents may not be reproduced or distributed (in whole or in part) without specific permission of the Superintendent, U. S. Military Academy, in each instance.

OFFICE OF THE
DIRECTOR OF INSTITUTIONAL RESEARCH
UNITED STATES MILITARY ACADEMY
WEST POINT, NEW YORK 10996

TABLE OF CONTENTS

		PAGE
PREFACE		1
TABLE		
1	Distribution of Scores on Academic Qualification Measures (CEER Components)	2
2	Distribution of Scores on Whole Man Score Components, Including Foreign Cadets (admitted by CEER)	3
3	Distribution of Whole Man Scores Including Foreign Cadets (admitted by CEER)	4
4	Distribution of Scores on Academic Qualification Measures (ACEER Components)	5
5	Distribution of Scores on High School Rank and Whole Man Score Components (admitted by ACEER)	6
6	Distribution of Whole Man Scores (admitted by ACEER)	6
7	Means and Standard Deviations of All Cadets with Scores	7
8	Distribution of Height, Weight and Age	8
9	High School Characteristics	9
10	Subject Exposure	9
11	Preparatory School Attendance	10
12	Awards and Scholarships	10
13	Scholarships	11
14	Clubs and Positions Held or Awards Obtained	12,13
15	Nominations and Appointments	14
16	Military Service and Awards	14
17	Father's Military Status, Rank, and Component	15
18	Class Year of Fathers who are USMA Graduates	16
19	Sport Participation	16
20	Varsity Sport and Type Participation	17,18
21	Miscellaneous	19
APPENDIX:	Questionnaire and OPSCAN Answer Sheets	20

PREFACE

This report presents the biographical characteristics and achievements of the 1376 cadets who entered the Class of 1977. A separate report will compare selected characteristics of this class with previous classes. The admission scores listed in Tables 1, 2 and 3 are for the 941 Cadets whose admission was based on the CEER, while Tables 4, 5 and 6 are for the 435 Cadets whose admission was based on American College Test scores. The following abbreviations, explanations and definitions of terms apply to this report.

CEER	A statistically derived weighted composite score of four College Entrance Examination Board tests (Scholastic Aptitude Test-Verbal, Scholastic Aptitude Test-Mathematics, English Composition, and Mathematics Achievement) and a standardized high school rank score.
High School Rank	This is a score derived by converting the actual high school rank to a standard score, using a formula developed by the Educational Testing Service.
Whole Man Score	This is a weighted composite score of the CEER or ACEER, the Physical Aptitude Examination score and the Leadership Potential Score.
Physical Aptitude Examination Score	This is a standardized score developed to measure physical capabilities.
Leadership Potential Score	This is a score derived from the ratings of the candidate by his secondary school teachers and evaluations by admissions officials of his type of participation in athletic and other school and community activities.
ACT	American College Testing Program.
ACEER	A statistically derived weighted composite score of ACT tests and High School Rank converted to the 200-800 range of the CEER.

TABLE 1

DISTRIBUTION OF SCORES ON ACADEMIC QUALIFICATION MEASURES (CEER COMPONENTS)
(For those admitted by use of CEER)

Score Ranges	Scholastic Verbal N	Scholastic Verbal Cum %	Aptitude Test Mathematics N	Aptitude Test Mathematics Cum %	English Composition N	English Composition Cum %	Mathematics Achievement N	Mathematics Achievement Cum %	High School Rank Score N	High School Rank Score Cum %
750-800	3	100%	40	100%	4	100%	53	100%	42	100%
700-749	25	99	94	96	22	99	84	94	30	96
650-699	90	97	212	86	86	97	165	85	107	92
600-649	139	87	246	63	132	88	207	68	119	81
550-599	199	73	212	37	190	74	205	46	148	68
500-549	222	52	103	15	209	54	161	24	218	53
450-499	159	28	29	4	177	32	52	7	117	29
400-449	76	11	5	0	81	13	14	2	75	17
350-399	25	3	0	0	31	4	2	0	56	9
300-349	3	0	0	0	8	1	0	0	18	3
250-299	0	0	0	0	1	0	0	0	7	1
200-249	0	0	0	0	0	0	0	0	4	0
Total	941		941		941		941		941	
Mean	545.09		619.17		538.07		606.66		541.13	
S.D.	80.72		70.20		84.43		81.29		109.51	

TABLE 2

DISTRIBUTION OF SCORES ON WHOLE MAN SCORE COMPONENTS
INCLUDING FOREIGN CADETS
(For those admitted by use of CEER)

Score Ranges	Academic (CEER) N	Academic (CEER) Cum %	Physical Aptitude (PAE) N	Physical Aptitude (PAE) Cum %	Leadership Potential (LPS) N	Leadership Potential (LPS) Cum %
750-800	3	100%	6	100%	2	100%
700-749	29	100	19	98	61	100
650-699	76	97	78	95	232	93
600-649	205	89	126	87	261	69
550-599	307	67	213	72	189	41
500-549	208	34	210	52	127	21
450-499	94	12	176	28	49	7
400-449	17	2	97	11	17	2
350-399	2	0	10	2	3	0
300-349	0	0	0	0	0	0
250-299	0	0	1	0	0	0
Total	941		936		941	
Mean	574.44		540.88		607.92	
S.D.	64.09		78.61		68.88	

TABLE 3

DISTRIBUTION OF WHOLE MAN SCORES INCLUDING FOREIGN CADETS
(For those admitted by use of CEER)

Score Ranges	N	Cum %
7250-7500	0	100%
7000-7249	3	100
6750-6999	6	100
6500-6749	31	99
6250-6499	79	96
6000-6249	162	87
5750-5999	260	70
5500-5749	216	43
5250-5499	111	20
5000-5249	46	8
4750-4999	24	3
4500-4749	2	0
4250-4499	1	0
Total	941	
Mean	5810.69	
S.D.	391.33	

TABLE 4

DISTRIBUTION OF SCORES ON ACADEMIC QUALIFICATION MEASURES (ACEER COMPONENTS)
(For those admitted by use of ACEER)

	English Test Scores			Mathematics Test Scores			Natural Science Test Scores		
	USMA		National Norm*	USMA		National Norm*	USMA		National Norm*
Scale	Frequency	Percentile	Percentile	Frequency	Percentile	Percentile	Frequency	Percentile	Percentile
36	0	100		5	100		0	100	
35	0	100		17	99		0	100	
34	0	100		16	95	99	6	100	
33	0	100		14	91	98	13	99	99
32	2	100	99	20	88	97	28	96	98
31	1	100	99	36	84	95	48	89	95
30	2	99	99	58	75	92	78	78	92
29	4	99	99	59	62	88	53	60	87
28	6	98	99	60	48	83	67	48	81
27	10	97	98	53	34	78	29	32	75
26	16	94	97	30	22	72	26	26	69
25	42	91	95	28	15	67	5	20	64
24	36	81	91	14	9	62	20	19	60
23	48	73	86	10	6	59	11	14	56
22	69	62	80	8	3	54	11	12	51
21	52	46	73	5	2	50	11	9	47
20	55	34	65	1	0	45	8	7	42
19	31	21	55	1		39	8	5	35
18	20	14	46	0		34	3	3	29
17	19	9	37	0		28	2	2	24
16	15	5	30	0		23	3	2	20
15	1	2	25	0		18	2	1	15
14	1	1	21	0		13	2	1	11
13	1	1	17	0		10	1	0	8
12	2	1	15	0		8	0		5
11	1	0	12	0		7	0		4
10	1	0	10	0		5	0		3
1-9	0	0	7	0		4	0		2
Total	435			435			435		
Mean	21.73		17.8	28.65		21.1	27.77		21.7
S.D.	3.18		5.2	3.18		6.6	3.88		6.2

*National Norms for men at 965 Colleges (all types). As an example, 34% of the 435 cadets in the Class of '77 who were admitted by the ACT English test had a score of 20 or lower, while 65% of the males in the college national norms had scores of 20 or lower.

TABLE 5

DISTRIBUTION OF SCORES ON HIGH SCHOOL RANK AND WHOLE MAN SCORE COMPONENTS
(For those admitted by use of ACEER)

Score Ranges	High School Rank (HSR) N	High School Rank (HSR) Percentile	Physical Aptitude (PAE) N	Physical Aptitude (PAE) Percentile	Leadership Potential (LPS) N	Leadership Potential (LPS) Percentile	ACEER N	ACEER Percentile
750-800	17	100	3	100	1	100	0	100
700-749	12	96	5	99	39	100	2	100
650-699	50	93	24	98	132	91	23	100
600-649	58	82	54	93	132	61	88	94
550-599	94	69	91	80	73	30	166	74
500-549	112	47	95	60	34	13	123	36
450-499	48	21	101	38	16	5	30	8
400-449	24	10	55	14	8	2	3	1
350-399	14	5	7	2	0	0	0	0
300-349	4	1	0	0	0	0	0	0
250-299	1	0	0	0	0	0	0	0
200-249	1	0	0	0	0	0	0	0
Total	435		435		435		435	
Mean	552.68		527.51		623.74		569.42	
S.D.	94.31		77.31		64.96		49.30	

TABLE 6

DISTRIBUTION OF WHOLE MAN SCORES
(For those admitted by use of ACEER)

Score Ranges	Number	Percentile
6750-7000	1	100
6500-6749	8	100
6250-6499	25	98
6000-6249	76	92
5750-5999	138	75
5500-5749	132	43
5250-5499	38	13
5000-5249	14	4
4750-4999	3	1
Total	435	
Mean	5815.26	
S.D.	310.15	

TABLE 7

MEANS AND STANDARD DEVIATIONS OF ALL CADETS WITH SCORES*

	WMS	HSR	LPS	PAE
N	1376	1376	1376	1371
Mean	581.22	544.80	612.94	536.62
S.D.	36.55	104.68	67.64	78.20

	CEER**	SAT-V	SAT-M	Eng-A	Math-A
N	1325	1263	1263	1086	1096
Mean	569.36	537.75	610.74	531.27	601.19
S.D.	63.28	81.20	71.62	85.34	81.34

	ACEER	ACT-En	ACT-Ma	ACT-NS
N	607	609	609	607
Mean	562.12	21.59	28.06	27.21
S.D.	60.95	3.49	4.01	4.50

*Includes both College Board and American College Test scores if cadet took both tests, even though both were not used for evaluation.

**Number with CEER score is greater than those with CEER components, as many of the candidates with HSR and Preliminary SAT scores were given an estimated CEER.

TABLE 8

DISTRIBUTION OF HEIGHT, WEIGHT AND AGE

Height			Weight			Age		
Inches	No.	%	Pounds	No.	%	Years/Months	No.	%
82-83	0	0.0%	260-269	1	0.1%	21/6 - 21/11	16	1.2%
80-81	0	0.0	250-259	1	0.1	21/0 - 21/5	18	1.3
78-79	2	0.2	240-249	4	0.3	20/6 - 20/11	25	1.8
76-77	28	2.0	230-239	7	0.5	20/0 - 20/5	20	1.5
74-75	102	7.4	220-229	11	0.8	19/6 - 19/11	55	4.0
72-73	284	20.6	210-219	32	2.3	19/0 - 19/5	120	8.7
70-71	430	31.3	200-209	33	2.4	18/6 - 18/11	232	16.9
68-69	341	24.8	190-199	66	4.8	18/0 - 18/5	529	38.4
66-67	148	10.8	180-189	115	8.4	17/6 - 17/11	326	23.7
64-65	30	2.2	170-179	171	12.4	17/0 - 17/5	34	2.5
62-63	9	0.7	160-169	251	18.2	Below 17	1*	0.1
60-61	1	0.1	150-159	263	19.1			
58-59	1	0.1	140-149	236	17.2			
			130-139	124	9.0			
			120-129	51	3.7			
			110-119	8	0.6			
			100-109	2	0.2			
Total	1376	100	Total	1376	100	Total	1376	100
Mean	70.23		Mean	162.14		Mean	18 yrs 3 mo.	
S.D.	2.60		S.D.	22.75		S.D.	10.1 mo.	

*Underage cadet released after entrance.

TABLE 9

HIGH SCHOOL CHARACTERISTICS

	Number	Percent
High School Graduate		
Yes	1374	99.8%
No	2	0.2
Type of High School in Which Senior Year Was Completed		
Did not complete senior year	2	0.2
Public (Include HS in foreign country)	1127	81.9
Private (Non-Military)	63	4.6
Private (Military)	184	13.4
Rank in Graduating Class		
Did not graduate	2	0.2
Top Fifth	928	67.4
Second Fifth	317	23.0
Third Fifth	106	7.7
Fourth Fifth	21	1.5
Bottom Fifth	2	0.2
Selected as Valedictorian (First in the Class)	59	4.3
Selected as Salutatorian (Second in the Class)	53	3.9

TABLE 10

SUBJECT EXPOSURE

	Number	Percent
Studied the Following Mathematics and Science Course(s)		
Physics	1074	78.1%
Chemistry	1262	91.7
Biology	1218	88.5
General Science	847	63.5
Trigonometry	1170	85.0
Calculus	398	28.9
Studied the Following Foreign Language(s)		
Spanish	524	38.1
French	413	30.0
German	376	27.3
Latin	236	17.2
Russian	19	1.4
Portuguese	9	0.7
Chinese	4	0.3
Other	19	1.4
Completed an Honors Course in Any Subject	579	42.1

TABLE 11

PREPARATORY SCHOOL ATTENDANCE

Name of School	No.	%
Bullis School	4	0.3%
Manlius School	2	0.2
Marion Institute	1	0.1
Millard School	4	0.3
USMA Prep School	194	14.1
Other	24	1.7
Total Prep Schools	229	16.6
No Prep School	1147	83.4
Total	1376	100.0

TABLE 12

AWARDS AND SCHOLARSHIPS

	Number	Percent
Received Following Awards		
National Honor Society	646	47.0%
Bausch and Lomb Science Award	25	1.8
American Legion Award	128	9.3
Other Community Awards	382	27.8
Boy's State Delegate	293	21.3
Other National Awards	167	12.1
Took the National Merit/Achievement Scholarship Examination		
No	680	49.4
Yes, but not qualified	482	35.0
Yes, and received commendation	154	11.2
Yes, was semi-finalist	23	1.7
Yes, was finalist	29	2.1
Yes, was merit scholar	8	0.6

TABLE 13

SCHOLARSHIPS

	Number	Percent
Number of Academic Scholarships		
None	937	68.1%
One	223	16.2
Two	102	7.4
Three	54	3.9
Four	27	2.0
Five	15	1.1
Six	4	0.3
Seven	4	0.3
Eight	0	0
Nine or more	10	0.7
Number of Athletic Scholarships		
None	1258	91.4
One	57	4.1
Two	25	1.8
Three	13	0.9
Four	7	0.5
Five	3	0.2
Six	2	0.2
Seven	3	0.2
Eight	0	0
Nine or more	8	0.6
Received the Following Military Scholarships*		
Army ROTC Scholarship	192	14.0
Navy ROTC Scholarship	74	5.4
Air Force ROTC Scholarship	44	3.2

*May be more than one.

TABLE 14-1

CLUBS AND POSITIONS HELD OR AWARDS OBTAINED

	Number	Percent
Elected or Appointed to Following High School Positions		
President of High School Senior Class	67	4.9%
Senior Class Officer (Other than Pres)	184	13.4
President, Student Body	62	4.5
President, High School Class (Other than Senior Class)	151	11.0
President, Student Council	86	6.3
Participated in or Held Following High School Positions*		
Debating or Forsenic Society	139	10.1
Thespian or Dramatic Club	151	11.0
Glee Club	118	8.6
High School Band	256	18.6
Staff, School Paper	203	14.8
Editor or Co-Editor, School Paper	74	5.4
Staff, Yearbook or Annual	188	13.7
Editor or Co-Editor, Yearbook or Annual	77	5.6
Was a Member of the Following Number of Clubs Which Were Sponsored by the High School		
None	117	8.5
One	171	12.4
Two	241	17.5
Three	251	18.2
Four	226	16.4
Five	138	10.0
Six	103	7.5
Seven	48	3.5
Eight	27	2.0
Nine or more	54	3.9
Was President, Vice-President, or Equivalent of the Following Number of Clubs Which Were Sponsored by High School		
None	663	48.2
One	397	28.9
Two	207	15.0
Three	62	4.5
Four	30	2.2
Five or more	17	1.2
Was a Member of the Following Number of Clubs Which Were Not Sponsored by High School		
None	399	29.0
One	407	29.6
Two	289	21.0
Three	161	11.7
Four	70	5.1
Five	28	2.0
Six	13	0.9
Seven	4	0.3
Eight	0	0
Nine or more	5	0.4

*May be more than one.

TABLE 14-2

CLUBS AND POSITIONS HELD OR AWARDS OBTAINED

	Number	Percent
Was President, Vice President or Equivalent of the Following Number of Non-School Clubs		
None	890	64.7%
One	329	23.9
Two	105	7.6
Three	35	2.5
Four	12	0.9
Five	2	0.2
Six	1	0.1
Seven	0	0
Eight	1	0.1
None or more	1	0.1
Number of Years of Debate Experience		
One	103	7.5
Two	33	2.4
Three	14	1.0
Four	13	0.9
The Highest Scout Progress Award Earned		
Never a Scout	582	42.3
Scout	68	4.9
Tenderfoot	98	7.1
2nd Class	126	9.2
1st Class	125	9.1
Star	86	6.3
Life	101	7.3
Eagle	190	13.8
Presently is or Has Been One of the Following*		
Boy Scout	773	56.2
Explorer Scout	189	13.7
Sea Scout	23	1.7
Air Scout	3	0.2
Camp Counselor	131	9.5
Order of the Arrow	316	23.0

*May be more than one.

TABLE 15

NOMINATIONS AND APPOINTMENTS

	Number	Percent
Federal Academies Where Nomination Was Attempted*		
Naval Academy	388	28.2%
Air Force Academy	370	26.9
Coast Guard Academy	134	9.7
Merchant Marine Academy	99	7.2
Applied to USMA Only	756	54.9
Federal Academies Where Appointment Was Received*		
Naval Academy	62	4.5
Air Force Academy	67	4.9
Coast Guard Academy	42	3.1
Merchant Marine Academy	34	2.5
Years Attempted to Enter USMA (including this year)		
One	1141	82.9
Two	196	14.2
Three	29	2.1
Four or more	10	0.7
First Choice of Schools Was:		
US Military Academy	991	72.0
US Air Force Academy	118	8.6
US Naval Academy	74	5.4
US Coast Guard Academy	9	0.7
US Merchant Marine Academy	4	0.3
A Civilian Liberal Arts College	95	6.9
A Civilian Engineering Technical College	32	2.3
Another Type of College	26	1.9
No Response	27	2.0

TABLE 16

MILITARY SERVICE AND AWARDS

	Number	Percent
Served on Active Duty With the Armed Forces		
No	1181	85.8%
Yes, with the Army	187	13.6
Yes, with the Navy	4	0.3
Yes, with the Air Force	3	0.2
Yes, with the Army National Guard	1	0.1
Received the Following Specialty Badges*		
Parachutist Wings	15	1.1
Ranger Tab	3	0.2
Marksman's Badge	59	4.3
Sharpshooter's Badge	113	8.2
Expert Rifleman's Badge	66	4.8
Expert Infantryman's Badge	4	0.3
Combat Infantryman's Badge	2	0.2
Awarded the Purple Heart	2	0.2
Decoration for Meritorious Service or Valor	14	1.0
Other Badge	30	2.2

*May be more than one.

TABLE 17

FATHER'S MILITARY STATUS, RANK, AND COMPONENT

	Number	Percent
Father's Past Military Service and Current Status		
No Military Service or Don't Know	390	28.3%
Career in Military Service Terminated for Physical Disability	46	3.3
Not in Reserve Status, Served Two or More Tours on Active Duty	51	3.7
Served 20 Years or More and Retired	153	11.1
Served Only During a War or for One Peacetime	511	37.1
Now on Full Time Active Duty, in a Regular or Reserve Component	157	11.4
Inactive Reserve Status, Served Two or More Tours on Active Duty	29	2.1
Died While on Active Duty in a Combat Zone	5	0.4
Now in Reserves or National Guard	26	1.9
Died While on Active Duty, Not in a Combat Zone	8	0.6
Father's Military Rank--Current or Past		
Did Not Serve	204	14.8
Officer, Never Enlisted	172	12.5
Enlisted Only	673	48.9
Enlisted and Officer	215	15.6
Don't Know	112	8.1
Father's Previous or Current Military or Related Component		
None, Did Not Serve, or Don't Know	286	20.8
Regular Army	527	38.3
Air Force	190	13.8
Navy	178	12.9
Marine Corps	52	3.8
Coast Guard	7	0.5
Merchant Marines	2	0.2
Army National Guard	37	2.7
Air National Guard	4	0.3
Army Reserve	53	3.9
Air Force Reserve	6	0.4
Naval Reserve	27	2.0
Marine Reserve	6	0.4
Coast Guard Reserve	1	0.1

TABLE 18

CLASS YEAR OF FATHERS WHO ARE USMA GRADUATES

Year	No.	Year	No.
1954	4	1945	6
1953	1	1944	4
1952	9	1943	2
1951	8	1942	2
1950	11	1941	1
1949	3	1940	0
1948	2	1939	1
1947	0	1938	0
1946	9	1937	0
		Before 1937	2

Total 65

TABLE 19

SPORT PARTICIPATION

	Number	Percent
Participated in Varsity Athletics		
Yes	1202	87.4%
No	174	12.6
Earned Varsity Letter		
Yes	1079	78.4
No	297	21.6
Varsity Team Captain		
Yes	458	33.3
No	918	66.7

TABLE 20-1

VARSITY SPORT AND TYPE PARTICIPATION

	Participants*		Captains**		All-Conf		All-State	
Sport	N	%	N	%	N	%	N	%
Baseball	239	17.4%	29	2.1%	31	2.3%	5	0.4%
Basketball	356	25.9	92	6.7	59	4.3	14	1.0
Cross Country	252	18.3	58	4.2	22	1.6	7	0.5
Football	641	46.6	171	12.4	170	12.4	36	2.6
Golf	59	4.3	16	1.2	6	0.4	1	0.1
Gymnastics	32	2.3	14	1.0	8	0.6	6	0.4
Hockey	28	2.0	8	0.6	6	0.4	2	0.2
Lacrosse	46	3.3	19	1.4	9	0.7	2	0.2
Rifle	38	2.8	15	1.1	4	0.3	2	0.2
Skiing	18	1.3	2	0.2	1	0.1	1	0.1
Soccer	135	9.8	35	2.5	23	1.7	11	0.8
Swimming	74	5.4	16	1.2	16	1.2	8	0.6
Tennis	105	7.6	19	1.4	9	0.7	2	0.2
Track	461	33.5	66	4.8	46	3.3	21	1.5
Wrestling	215	15.6	70	5.1	28	2.0	8	0.6

*Total individuals particpating in one or more sports 1202 (87.4%).

**Total individuals who were team captains in one or more sports 458 (33.3%).

TABLE 20-2

VARSITY SPORT AND TYPE PARTICIPATION

Sport	No. of Letters*	N	%	Sport	No. of Letters*	N	%
Baseball	1	68	4.9%	Rifle	1	14	1.0%
	2	55	4.0		2	8	0.6
	3	37	2.7		3	4	0.3
	4+	15	1.1		4+	0	0
Basketball	1	66	4.8	Skiing	1	6	0.4
	2	112	8.1		2	0	0
	3	54	3.9		3	1	0.1
	4+	20	1.5		4+	2	0.2
Cross Country	1	87	6.3	Soccer	1	40	2.9
	2	62	4.5		2	31	2.3
	3	29	2.1		3	16	1.2
	4+	14	1.0		4+	3	0.2
Football	1	146	10.6	Swimming	1	15	1.1
	2	218	15.8		2	14	1.0
	3	150	10.9		3	18	1.3
	4+	30	2.2		4+	9	0.7
Golf	1	21	1.5	Tennis	1	32	2.3
	2	7	0.5		2	22	1.6
	3	14	1.0		3	10	0.7
	4+	4	0.3		4+	8	0.6
Gymnastics	1	3	0.2	Track	1	124	9.0
	2	7	0.5		2	84	6.1
	3	8	0.6		3	68	4.9
	4+	5	0.4		4+	38	2.8
Hockey	1	4	0.3	Wrestling	1	49	3.6
	2	4	0.3		2	54	3.9
	3	8	0.6		3	43	3.1
	4+	4	0.3		4+	13	0.9
Lacrosse	1	6	0.4				
	2	22	1.6				
	3	7	0.5				
	4	2	0.2				

*Total individuals earning one or more varsity letters 1079 (78.4%).

TABLE 21

MISCELLANEOUS

	Number	Percent
Has a Valid State Drivers License--		
And attended a Driver Training Course	1121	81.5%
But did not attend a Driver Training Course	147	10.7
Does not have a Valid State Drivers License--		
But attended a Driver Training Course	38	2.8
And did not attend a Driver Training Course	58	4.2
Number of Books Read in the Last Year of High School (Not Counting Assigned Books)		
None	93	6.8
1-4	405	29.4
5-9	345	25.1
10-14	241	17.5
15-19	77	5.6
20 or more	215	15.6
Approximate Income From Paid Work During the Last 12 Months		
None	143	10.4
$1-$499	475	34.5
$500-$999	283	20.6
$1000-$1999	240	17.4
$2000-$2999	110	8.0
$3000 or more	125	9.1
Months of College Completed		
None	1175	85.4
1-3	34	2.5
4-6	22	1.6
7-9	85	6.2
10-12	24	1.7
13-18	7	0.5
More than 18	29	2.1
Taken College Level Courses After High School in One of the Following		
A Junior, Community, Extension or Branch College with a one or two year program only	54	3.9
Other Institution with less than a four year program	7	0.5
A Four Year College, not part of a University	34	2.5
A University, including its separate Colleges	106	7.7
Not Applicable	1175	85.4

APPENDIX

QUESTIONNAIRE AND OPSCAN ANSWER SHEETS

Part I - Class Characteristics Inventory
Part II - Biographical Inventory

To The New Cadets of the Class of 1977

The administrative data and information in this inventory is being collected to eliminate duplication and to consolidate the data collection effort at the United States Military Academy. You are encouraged and solicited to cooperate in providing the information required. You need not answer any questions that you feel are personally objectionable to you.

Directions - Part I

1. With this booklet you should have received an Answer Sheet titled Class Characteristics Inventory (USMA Form 22-1) and six (6) Alpha Numeric Data Sheets titled Biographical Inventory (Sheets A through F) (USMA Form 22-4).

2. Enter your name and initials at the top left of the Answer Sheet titled Class Characteristics Inventory in the boxes indicated and mark sense the letters which match your name. Enter your cadet number at the top right of the Answer Sheet in Columns 1 thru 7 and mark sense the numbers which match your cadet number. Look at the example below:

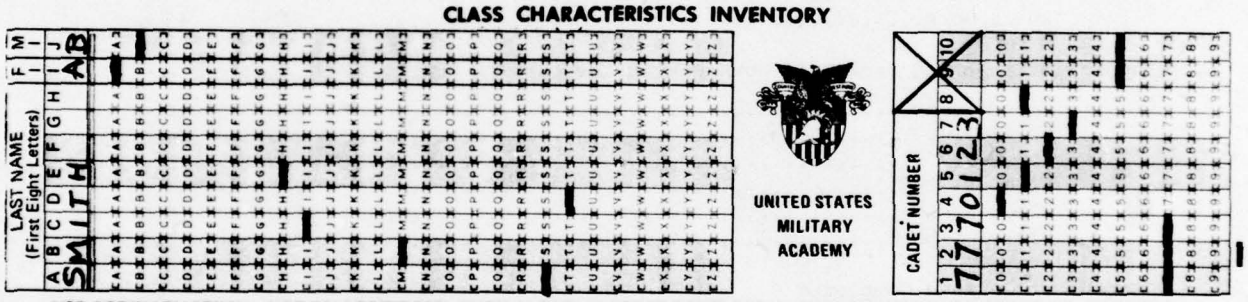

USE ORDINARY PENCIL—NOT BALLPOINT PEN. MARK CLEARLY. ERASE COMPLETELY WHEN MAKING CHANGES OR CORRECTIONS.

3. Read each question and all its responses carefully before selecting your answer.

4. Mark your answers on the Answer Sheet. *USE AN ORDINARY PENCIL* - not a ballpoint pen.

5. Be sure that your answer marks are heavy and that you blacken the whole rectangle. Do not go outside the lines of the box. Look at the example below:

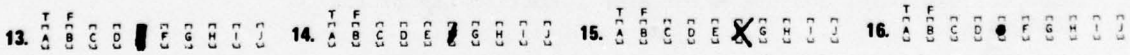

Right Wrong Wrong Wrong

6. If you decide to change an answer, erase the mark completely before entering a new one.

7. Check your answers once in a while to be sure that the numbers on the Answer Sheet is the same as the number of the question that you are answering. Note that the *QUESTION NUMBERS GO ACROSS THE ANSWER SHEET IN ROWS*, not down the Answer Sheet in columns.

8. Do not tear or fold the Answer Sheet. When you have finished Part I wait for further instructions.

Comments

If you have any comments on this questionnaire (Part I) write them on the back side of the Answer Sheet. Please indicate the question number upon which you are commenting.

CCIN/BIO 77

HIGH SCHOOL BACKGROUND

1. In what type of high school did you complete your senior year?

   A. Did not complete senior year.
   B. Public (includes high school in a foreign country).
   C. Private (military).
   D. Private (non-military).

2. How many high schools did you attend?

   A. One.
   B. Two.
   C. Three.
   D. Four.
   E. Five or more.

Which of the following courses did you study in high school? Mark all that apply from Questions 3 - 20. Make sure you code the right responses.

CODE	RESPONSE	CODE	RESPONSE
3A.	Spanish	12A.	Algebra
4A.	French	13A.	Plane Geometry
5A.	German	14A.	Solid Geometry
6A.	Latin	15A.	Trigonometry
7A.	Russian	16A.	Calculus
8A.	Chinese	17A.	General Science
9A.	Portuguese	18A.	Biology
10A.	Other language not listed.	19A.	Chemistry
11A.	I did not study a language.	20A.	Physics

21. Did you complete an honors course in any subject in high school?

   A. Yes.
   B. No.

22. How many books, not counting assigned books, did you read in your last year of high school?

   A. None
   B. 1 - 4
   C. 5 - 9
   D. 10 - 14
   E. 15 - 19
   F. 20 or more

23. How many years of high school (or equivalent) debate experience do you have?

   A. None, did not debate.
   B. One year.
   C. Two years.
   D. Three years.
   E. Four years.

HIGH SCHOOL CLUBS

24. Of how many clubs or organizations sponsored by your high school were you a member?

   A. None
   B. 1
   C. 2
   D. 3
   E. 4
   F. 5
   G. 6
   H. 7
   I. 8
   J. 9 or more

NON-HIGH SCHOOL CLUBS

25. Of how many clubs or organizations NOT sponsored by your high school were you a member?

A. None
B. 1
C. 2
D. 3
E. 4
F. 5
G. 6
H. 7
I. 8
J. 9 or more

26. Of how many of these non-sponsored organizations or clubs were you president, vice-president or equivalent?

A. None
B. 1
C. 2
D. 3
E. 4
F. 5
G. 6
H. 7
I. 8
J. 9 or more

SCOUTING EXPERIENCE

Are you now or have you been any of the following? Mark all appropriate responses from Question 27-33. Make sure you code the right responses.

CODE	RESPONSE
27A.	Boy Scout
28A.	Explorer Scout
29A.	Order of the Arrow
30A.	Camp Counselor
31A.	Sea Scout
32A.	Air Scout
33A.	None of the above

34. What was your highest position in a Boy Scout Troop? Mark only one response.

A. Never a Boy Scout.
B. A Troop Member.
C. A Patrol Leader or Assistant.
D. A Senior Patrol Leader.
E. A Staff Member.
F. An Assistant Scoutmaster or Junior Assistant Scoutmaster.

COLLEGE EXPERIENCE

35. How many months of college have you had?

A. None
B. 1 - 3 months
C. 4 - 6 months
D. 7 - 9 months
E. 10 - 12 months
F. 13 - 17 months
G. 18 or more months

36. What type of college did you attend? (Question 35 above.)

A. Not applicable - I answered "none" to the above question.
B. A junior, community, extension or branch college with a one or two year program only.
C. Some other institution with less than a four-year program.
D. A four-year college, not part of a university.
E. A university, including its separate colleges.

SCHOLARSHIPS

37. How many definite offers of ACADEMIC scholarships did you reject in order to attend the U.S. Military Academy?

A. None	F. 5
B. 1	G. 6
C. 2	H. 7
D. 3	I. 8
E. 4	J. 9 or more

38. How many definite offers of full ATHLETIC scholarships for room, board, and tuition did you reject in order to attend the U.S. Military Academy?

A. None	F. 5
B. 1	G. 6
C. 2	H. 7
D. 3	I. 8
E. 4	J. 9 or more

Did you receive any of the following MILITARY scholarships? Mark all of the appropriate responses from Questions 39-42. Make sure you code the right responses.

CODE	RESPONSE
39A.	Yes, Army ROTC Scholarship.
40A.	Yes, Air Force ROTC Scholarship.
41A.	Yes, Navy ROTC Scholarship.
42A.	No, I did not receive any ROTC scholarships.

NOMINATIONS AND APPOINTMENTS

43. How many years did you attempt to enter the U.S. Military Academy? (Include this year.)

A. One
B. Two
C. Three
D. Four or more

From what other Federal Academies did you attempt to obtain nominations? Mark all the appropriate responses from Questions 44-48. Make sure you code the right responses.

CODE	RESPONSE
44A.	U.S. Naval Academy
45A.	U.S. Air Force Academy
46A.	U.S. Coast Guard Academy
47A.	U.S. Merchant Marine Academy
48A.	None, USMA only.

From what other Federal Academies did you receive appointments? Mark all the appropriate responses from Questions 49-53. Make sure you code the right responses.

CODE	RESPONSE
49A.	U.S. Naval Academy
50A.	U.S. Air Force Academy
51A.	U.S. Coast Guard Academy
52A.	U.S. Merchant Marine Academy
53A.	None, USMA only.

54. Which of the following schools was your first choice?

A. USMA
B. US Air Force Academy
C. US Naval Academy
D. US Coast Guard Academy
E. US Merchant Marine Academy
F. A civilian liberal arts college.
G. A civilian engineering or technical college (e.g., Caltech, MIT, etc.).
H. Another type of college.

YOUR MILITARY EXPERIENCE

55. Have you ever served on active duty with the Armed Forces?

A. No

Yes, I served with the:
B. Army
C. Navy
D. Air Force
E. Marine Corps
F. Coast Guard
G. Merchant Marine
H. Army National Guard
I. Air National Guard

56. If you have served in the Army in which component did you serve?

A. None
B. Regular component
C. Active Reserve component
D. Inactive Reserve component

The following items refer to your level of experience in the military service. Mark all that apply to you from Questions 57-69. Make sure you code the right responses.

CODE	RESPONSE
57A.	I attended basic training or boot camp on active duty.
58A.	I earned a Marksman's Badge.
59A.	I earned a Sharpshooter's Badge.
60A.	I earned an Expert Rifleman's Badge.
61A.	I earned a Parachutist's Wings.
62A.	I earned a Ranger Tab.
63A.	I earned an Expert Infantryman's Badge.
64A.	I earned a Combat Infantryman's Badge.
65A.	I earned some other badge (specify on the backside of the answer sheet).
66A.	I served overseas (not Vietnam).
67A.	I served in Vietnam.
68A.	I was awarded the Purple Heart.
69A.	I was awarded decoration(s) for valor or meritorious service.

FATHER'S MILITARY EXPERIENCE

70. Is your father still living?

A. Yes
B. No

71. What is or was your father's military service category?

A. Did not serve.
B. Officer, never enlisted.
C. Enlisted only.
D. Enlisted and officer.
E. Don't know.

If your father is serving (or served) as an enlisted man, what is his present grade (or was his highest grade)? Mark the one appropriate response from Questions 72-73.

72A. Does not apply.
72B. E1 or E2 (Private).
72C. E3 (Private First Class).
72D. E4 (Corporal or Specialist).
72E. E5 (Sergeant or Specialist).
72F. E6 (Staff Sergeant or Specialist).
72G. E7 (Sergeant First Class or Specialist).
72H. E8 (Master Sergeant or First Sergeant).
73A. E9 (Sergeant Major or Command Sergeant Major).
73B. Do not know.

74. If your father is serving (or served) as a Warrant Officer, what is his present grade (or was his highest grade)? Mark the one appropriate response.

A. Does not apply.
B. WO1.
C. WO2.
D. CW3.
E. CW4.
F. Do not know.

If your father is serving (or served) as an officer, what is his present grade (or was his highest grade)? Mark the one appropriate response from Questions 75-76.

		NAVY EQUIVALENT
75A.	Does not apply	
75B.	Second Lieutenant	Ensign
75C.	First Lieutenant	Lieutenant Junior Grade
75D.	Captain	Lieutenant
75E.	Major	Lieutenant Commander
75F.	Lieutenant Colonel	Commander
75G.	Colonel	Captain
76A.	Brigadier General	
76B.	Major General	Rear Admiral
76C.	Lieutenant General	Vice Admiral
76D.	General	Admiral
76E.	Do not know	

What was or is your father's previous or current military or related component? If more than one, select the response indicating the one in which he served the longest. Mark the one appropriate from Questions 77-79.

77A. None, did not serve.
77B. Regular Army.
77C. Air Force (formerly U.S. Army Air Corps).
77D. Navy.
77E. Marine Corps.
77F. Coast Guard.
77G. Merchant Marines.

78A. Army National Guard.
78B. Air National Guard.
78C. Army Reserve.
78D. Air Force Reserve.
78E. Naval Reserve.
78F. Marine Reserve.
78G. Coast Guard Reserve.
79A. I do not know.

What is or was your father's past military service and current status? Pick the one best response from Questions 80-81.

80A. No military service.
80B. Served only during a war or one peacetime tour.
80C. Served 20 years or more and retired.
80D. Now on full-time active duty in a regular or reserve component.
80E. Served two or more tours on active duty, now on inactive reserve status.
80F. Served two or more tours on active duty, not now in reserve status.
80G. Now in Reserves or National Guard.
81A. Career in military service terminated for physical disability.
81B. Died while on active duty in a combat zone.
81C. Died while on active duty, not in a combat zone.
81D. Don't know.

SOCIOECONOMIC DATA

82. Which one of the following statements best describes your driving experience? Choose only one.

    A. I have a valid state drivers license and attended a drivers training course.
    B. I have a valid state drivers license and did not attend a drivers training course.
    C. I do not have a valid state drivers license but attended a drivers training course.
    D. I do not have a valid state drivers license and did not attend a drivers training course.

83. During the last 12 months, how much income did you earn from work you performed?

    A. None
    B. $1 - $499.
    C. $500 - $999.
    D. $1000 - $1999.
    E. $2000 - $2999.
    F. $3000 or more.

84. What special prep school, if any, did you attend?

    A. None.
    B. USMA Preparatory School.
    C. Manlius School.
    D. Millard School.
    E. Bullis School.
    F. Marion School.
    G. Other (please specify on backside of the answer sheet).

85. What is your best estimate of the total income last year of your parental family? Consider annual income from all sources before taxes.

    A. Less than $4,000.
    B. $4,000 - $6,999.
    C. $7,000 - $9,999.
    D. $10,000 - $12,999.
    E. $13,000 - $15,999.
    F. $16,000 - $19,999.
    G. $20,000 - $24,999.
    H. $25,000 - $29,999.
    I. $30,000 or more.

Use the responses below to answer Questions 86-87.

CODE	RESPONSE
A.	Grammar school or less.
B.	Some high school.
C.	High school graduate.
D.	Some college.
E.	College degree.
F.	Some graduate work.
G.	Master's degree or equivalent.
H.	Bachelor of Divinity, Bachelor of Law.
I.	Ph.D., Ed.D., J.D.
J.	MD, DDS, or other professional.

86. What is the highest level of formal education obtained by your father?

87. What is the highest level of formal education obtained by your mother?

When you have completed this section STOP. Check your Answer Sheet for accuracy and completeness. Make sure your name and cadet number are correct.

CADET NAME

FIRST NAME, MIDDLE NAME(S), LAST NAME

RELIGION CODE

SHORT NAME

UNITED STATES MILITARY ACADEMY
WEST POINT, NEW YORK 10996

BIOGRAPHICAL INVENTORY

SOCIAL SECURITY ACCOUNT NUMBER

CADET NUMBER

INSTRUCTIONS

1. USE A NO. 2 PENCIL ONLY. DO NOT USE PEN OR BALL POINT.
2. DO NOT EXTEND MARKS INTO ADJOINING RESPONSE POSITIONS.
3. ERASE COMPLETELY ANY MARKS YOU WISH TO CHANGE.

SHEET A - CADET IDENTIFICATION

HIGH SCHOOL

HIGH SCHOOL NAME	HIGH SCHOOL CITY	ST	CTRY	BOYS STATE DELEGATE	ST	SHORT NAME
1 2 3 4 5 6 7 8 9 10 11 12 13 14 15 16 17 18 19 20	21 22 23 24 25 26 27 28 29 30 31 32 33 34 35 36 37	38 39 40	41 42 43	44 45 46 47 48 49	50 51	52 53 54 55 56 57 58 59 60 61

UNITED STATES MILITARY ACADEMY
WEST POINT, NEW YORK 10996

BIOGRAPHICAL INVENTORY

HIGH SCHOOL ZIP/APO	HIGH SCHOOL RANK	CLASS SIZE		CADET NUMBER
62 63 64 65 66 67 68	69 70 71 72 73 74	75 76 77 78 79	80 81 82 83 84 85 86	87 88 89 90 91 92 93 94 95 96 97 98 99 100 101 102 103 104

INSTRUCTIONS

1. USE A NO. 2 PENCIL ONLY. DO NOT USE PEN OR BALL POINT.
2. DO NOT EXTEND MARKS INTO ADJOINING RESPONSE POSITIONS.
3. ERASE COMPLETELY ANY MARKS YOU WISH TO CHANGE.

SHEET B - H[illegible] SCHOOL DATA

PARENT ONE ADDRESS

PARENT NAME

PARENT STREET ADDRESS

SHORT NAME

UNITED STATES MILITARY ACADEMY
WEST POINT, NEW YORK 10996

BIOGRAPHICAL INVENTORY

FATHER'S OCCUPATION

CADET NUMBER

FATHER SERVICE ACADEMY GRADUATE

WHICH ACADEMY | HIS GRADUATION YEAR

- US MILITARY ACADEMY
- US NAVAL ACADEMY
- US AIR FORCE ACADEMY
- US COAST GUARD ACADEMY
- US MERCHANT MARINE ACADEMY
- NOT A GRADUATE

INSTRUCTIONS

1. USE A NO. 2 PENCIL ONLY. DO NOT USE PEN OR BALL POINT.
2. DO NOT EXTEND MARKS INTO ADJOINING RESPONSE POSITIONS.
3. ERASE COMPLETELY ANY MARKS YOU WISH TO CHANGE.

SHEET C - PARENT ONE ADDRESS

PARENT ONE ADDRESS (Continued)

CITY	ST	CTRY
1 2 3 4 5 6 7 8 9 10 11 12 13 14 15 16 17	18 19 20	21 22 23

PREVIOUS COLLEGE (Last College you attended)

COLLEGE NAME	ST	CTRY	SHORT NAME
24 25 26 27 28 29 30 31 32 33 34 35 36 37 38 39 40 41 42 43 44 45 46 47 48 49 50 51 52	53 54	55 56 57	58 59 60 61

UNITED STATES MILITARY ACADEMY
WEST POINT, NEW YORK 10996

BIOGRAPHICAL INVENTORY

PARENT ONE ZIP/APO	MONTHS OF ACTIVE MILITARY SERVICE	CADET NUMBER
63 64 65 66 67	84 85	97 98 99 101 102 103 104

INSTRUCTIONS

1. USE A NO. 2 PENCIL ONLY. DO NOT USE PEN OR BALL POINT.
2. DO NOT EXTEND MARKS INTO ADJOINING RESPONSE POSITIONS.
3. ERASE COMPLETELY ANY MARKS YOU WISH TO CHANGE.

SHEET D - PREVIOUS COLLEGE

PARENT TWO ADDRESS

PARENT NAME | **PARENT STREET ADDRESS** | **SHORT NAME**

UNITED STATES MILITARY ACADEMY
WEST POINT, NEW YORK 10996

BIOGRAPHICAL INVENTORY

CADET NUMBER

INSTRUCTIONS

1. USE A NO. 2 PENCIL ONLY. DO NOT USE PEN OR BALL POINT.
2. DO NOT EXTEND MARKS INTO ADJOINING RESPONSE POSITIONS.
3. ERASE COMPLETELY ANY MARKS YOU WISH TO CHANGE.

SHEET E - PARENT TWO ADDRESS

PARENT TWO ADDRESS (Continued)

CITY | ST | CTRY

YOUR PLACE OF BIRTH

CITY | ST | CTRY | SHORT NAME

UNITED STATES MILITARY ACADEMY
WEST POINT, NEW YORK 10996

BIOGRAPHICAL INVENTORY

PARENT TWO ZIP/APO

YOUR BIRTH DATE

DAY | MO | YR

5

CADET NUMBER

7 7 7

INSTRUCTIONS

1. USE A NO. 2 PENCIL ONLY. DO NOT USE PEN OR BALL POINT.
2. DO NOT EXTEND MARKS INTO ADJOINING RESPONSE POSITIONS.
3. ERASE COMPLETELY ANY MARKS YOU WISH TO CHANGE.

SHEET F [illegible]IRTH DATA

CLASS PROFILE

MAKE YOUR MARKS HEAVY AND BLACK
—ERASE COMPLETELY ANY ANSWERS YOU WISH TO CHANGE—
ANSWER EVERY QUESTION

1. IN WHAT FIFTH OF YOUR GRADUATING CLASS DID YOU RANK?

- DID NOT GRADUATE
- TOP FIFTH
- SECOND FIFTH
- THIRD FIFTH
- FOURTH FIFTH
- BOTTOM FIFTH

(ONE RESPONSE ONLY)

2. WERE YOU FIRST OR SECOND IN YOUR GRADUATING CLASS IN HIGH SCHOOL?

- NO
- YES, I WAS FIRST
- YES, I WAS SECOND

(ONE RESPONSE ONLY)

3. DID YOU TAKE THE NATIONAL MERIT/ACHIEVEMENT SCHOLARSHIP EXAMINATION?

(ONE RESPONSE ONLY)

- NO
- YES BUT NOT QUALIFIED
- YES AND RECEIVED COMMENDATION
- YES WAS SEMI-FINALIST
- YES WAS FINALIST
- YES WAS MERIT SCHOLAR

4. DID YOU RECEIVE ANY OF THE FOLLOWING AWARDS? BLACKEN THE SPACE BESIDE THE AWARDS, IF ANY, YOU RECEIVED.

- NATIONAL HONOR SOCIETY
- BAUSCH AND LOMB SCIENCE AWARD
- AMERICAN LEGION AWARD
- (USE FOR AWARD A)
- OTHER COMMUNITY AWARDS
- BOYS STATE DELEGATE
- (USE FOR AWARD B)
- OTHER NATIONAL AWARDS
- NONE OF THE ABOVE

5. IN HIGH SCHOOL DID YOU PARTICIPATE OR HOLD A POSITION IN ANY OF THE FOLLOWING? BLACKEN THE SPACE BESIDE THE ACTIVITIES, IF ANY, IN WHICH YOU PARTICIPATED.

- DEBATING OR FORENSIC SOCIETY
- THESPIAN OR DRAMATIC CLUB
- GLEE CLUB
- HIGH SCHOOL BAND
- EDITOR OR CO-EDITOR, SCHOOL PAPER
- STAFF, SCHOOL PAPER
- EDITOR OR CO-EDITOR, YEARBOOK OR ANNUAL
- STAFF, YEARBOOK OR ANNUAL
- (USE FOR ACTIVITY C)
- NONE OF THE ABOVE

6. IN HIGH SCHOOL WERE YOU ELECTED OR APPOINTED TO ANY OF THE FOLLOWING? BLACKEN THE SPACE BESIDE THE POSITIONS, IF ANY, APPROPRIATE TO YOU.

- PRESIDENT OF HIGH SCHOOL SENIOR CLASS
- PRESIDENT, STUDENT BODY
- PRESIDENT, STUDENT COUNCIL
- PRESIDENT, HIGH SCHOOL CLASS OTHER THAN SENIOR CLASS
- SENIOR CLASS OFFICER (OTHER THAN PRESIDENT)
- NONE OF THE ABOVE

7. OF HOW MANY SCHOOL CLUBS WERE YOU PRESIDENT/VICE PRESIDENT/OR EQUIVALENT?

- NONE
- 1
- 2
- 3
- 4
- 5+

(ONE RESPONSE ONLY)

8. WHAT IS THE HIGHEST BOY SCOUT PROGRESS AWARD YOU HAVE EARNED?

- NEVER A BOY SCOUT
- SCOUT
- TENDERFOOT
- 2ND CLASS
- 1ST CLASS
- STAR
- LIFE
- EAGLE

(ONE RESPONSE ONLY)

9. VARSITY ATHLETICS (MARK ALL THAT APPLY)

- PARTICIPATED IN VARSITY ATHLETICS
- EARNED A VARSITY LETTER
- WAS A VARSITY TEAM CAPTAIN
- DID NOT PARTICIPATE IN VARSITY ATHLETICS

10. ETHNIC GROUP INFORMATION

A	0
B	1
C	2
D	3
E	4
F	5
G	6
H	7
I	8
J	9

LOOK AT THE LIST OF ETHNIC GROUPS ON THE REAR SIDE OF THIS FORM. SELECT THE ONE WHICH BEST DESCRIBES YOUR ETHNIC GROUP AND PICK THE CORRESPONDING CODE. ENTER THE LETTER AND NUMBER OF THIS CODE IN THE COLUMNS AT THE LEFT

UNITED STATES MILITARY ACADEMY

11. PRINT YOUR NAME IN THE BOXES PROVIDED, THEN BLACKEN THE MATCHING LETTER.

LAST NAME (FIRST FIVE LETTERS)					PRINT INITIALS	
A	A	A	A	A	A	A
B	B	B	B	B	B	B
C	C	C	C	C	C	C
D	D	D	D	D	D	D
E	E	E	E	E	E	E
F	F	F	F	F	F	F
G	G	G	G	G	G	G
H	H	H	H	H	H	H
I	I	I	I	I	I	I
J	J	J	J	J	J	J
K	K	K	K	K	K	K
L	L	L	L	L	L	L
M	M	M	M	M	M	M
N	N	N	N	N	N	N
O	O	O	O	O	O	O
P	P	P	P	P	P	P
Q	Q	Q	Q	Q	Q	Q
R	R	R	R	R	R	R
S	S	S	S	S	S	S
T	T	T	T	T	T	T
U	U	U	U	U	U	U
V	V	V	V	V	V	V
W	W	W	W	W	W	W
X	X	X	X	X	X	X
Y	Y	Y	Y	Y	Y	Y
Z	Z	Z	Z	Z	Z	Z

12. CADET NUMBER

7	7	7				
0	0	0	0	0	0	0
1	1	1	1	1	1	1
2	2	2	2	2	2	2
3	3	3	3	3	3	3
4	4	4	4	4	4	4
5	5	5	5	5	5	5
6	6	6	6	6	6	6
—	—	—	7	7	7	7
8	8	8	8	8	8	8
9	9	9	9	9	9	9

VARSITY SPORTS INVENTORY

PRINT
1. NAME _____ LAST _____ FIRST _____ M.I.

2. CADET NUMBER

7	7	7				
0	0	0	0	0	0	0
1	1	1	1	1	1	1
2	2	2	2	2	2	2
3	3	3	3	3	3	3
4	4	4	4	4	4	4
5	5	5	5	5	5	5
6	6	6	6	6	6	6
[illegible]	[illegible]	[illegible]	7	7	7	7
8	8	8	8	8	8	8
9	9	9	9	9	9	9

– DIRECTIONS –

1. PLEASE COMPLETE ITEMS 1 AND 2 EVEN IF YOU DID NOT PARTICIPATE IN ANY SPORT.
2. USE NO. 2 PENCIL ONLY.
3. COMPLETE COLUMNS A THROUGH H FOR EACH SPORT (MAXIMUM OF SIX) IN WHICH YOU WERE A MEMBER OF A TEAM PARTICIPATING IN INTERSCHOLASTIC COMPETITION. TO BE CONSIDERED A TEAM MEMBER YOU MUST HAVE ATTENDED REGULAR PRACTICE FOR A PERIOD OF TWO MONTHS.
4. IN COLUMN B DO NOT INCLUDE YEARS AS A MANAGER.
5. IN COLUMNS F & G ENTER A YES ONLY IF YOU PERSONALLY WERE SELECTED FOR A TEAM.

CODE	SPORT	CODE	SPORT
01	BASEBALL	15	SQUASH
02	BASKETBALL	16	SWIMMING
03	BOWLING	17	TENNIS
04	BOXING	18	TRACK
05	CROSS COUNTRY	19	WRESTLING
06	FOOTBALL	20	FENCING
07	GOLF	21	WATER POLO
08	GYMNASTICS	22	HANDBALL
09	HOCKEY	23	VOLLEY BALL
10	LACROSSE	24	ROWING
11	PISTOL	25	RUGBY
12	RIFLE	26	DIVING
13	SKIING	27	OTHER, SPECIFY
14	SOCCER		

SPORT NO. 1

3.

A SPORT CODE		B NO. YRS. SQUAD MEMBER	C NO. OF VARSITY LETTERS	D NO. OF MANAGER LETTERS	E CAPTAIN	F ALL-CONFERENCE	G ALL-STATE	H NO. SCHOLARSHIP OFFERS	
0	0	0	0	0	NO	NO	NO	[redacted]	0
1	1	1	1	1	YES	YES	YES	[redacted]	1
2	2	2	2	2				[redacted]	2
	3	3	3	3				[redacted]	3
	4	4	4	4				[redacted]	4
	5		5	5				[redacted]	5
	6		6	6				[redacted]	6
	7		7	7				[redacted]	7
	8		8	8				[redacted]	8
	9		9	9				[redacted]	9

SPORT NO. 2

4.

A SPORT CODE		B NO. YRS. SQUAD MEMBER	C NO. OF VARSITY LETTERS	D NO. OF MANAGER LETTERS	E CAPTAIN	F ALL-CONFERENCE	G ALL-STATE	H NO. SCHOLARSHIP OFFERS	
0	0	0	0	0	NO	NO	NO	[redacted]	0
1	1	1	1	1	YES	YES	YES	[redacted]	1
2	2	2	2	2				[redacted]	2
	3	3	3	3				[redacted]	3
	4	4	4	4				[redacted]	4
	5		5	5				[redacted]	5
	6		6	6				[redacted]	6
	7		7	7				[redacted]	7
	8		8	8				[redacted]	8
	9		9	9				[redacted]	9

SPORT NO. 3

5.

A SPORT CODE		B NO. YRS. SQUAD MEMBER	C NO. OF VARSITY LETTERS	D NO. OF MANAGER LETTERS	E CAPTAIN	F ALL-CONFERENCE	G ALL-STATE	H NO. SCHOLARSHIP OFFERS	
0	0	0	0	0	NO	NO	NO	[redacted]	0
1	1	1	1	1	YES	YES	YES	[redacted]	1
2	2	2	2	2				[redacted]	2
	3	3	3	3				[redacted]	3
	4	4	4	4				[redacted]	4
	5		5	5				[redacted]	5
	6		6	6				[redacted]	6
	7		7	7				[redacted]	7
	8		8	8				[redacted]	8
	9		9	9				[redacted]	9

SPORT NO. 4

6.

A SPORT CODE		B NO. YRS. SQUAD MEMBER	C NO. OF VARSITY LETTERS	D NO. OF MANAGER LETTERS	E CAPTAIN	F ALL-CONFERENCE	G ALL-STATE	H NO. SCHOLARSHIP OFFERS	
0	0	0	0	0	NO	NO	NO	[redacted]	0
1	1	1	1	1	YES	YES	YES	[redacted]	1
2	2	2	2	2				[redacted]	2
	3	3	3	3				[redacted]	3
	4	4	4	4				[redacted]	4
	5		5	5				[redacted]	5
	6		6	6				[redacted]	6
	7		7	7				[redacted]	7
	8		8	8				[redacted]	8
	9		9	9				[redacted]	9

SPORT NO. 5

7.

A SPORT CODE		B NO. YRS. SQUAD MEMBER	C NO. OF VARSITY LETTERS	D NO. OF MANAGER LETTERS	E CAPTAIN	F ALL-CONFERENCE	G ALL-STATE	H NO. SCHOLARSHIP OFFERS	
0	0	0	0	0	NO	NO	NO	[redacted]	0
1	1	1	1	1	YES	YES	YES	[redacted]	1
2	2	2	2	2				[redacted]	2
	3	3	3	3				[redacted]	3
	4	4	4	4				[redacted]	4
	5		5	5				[redacted]	5
	6		6	6				[redacted]	6
	7		7	7				[redacted]	7
	8		8	8				[redacted]	8
	9		9	9				[redacted]	9

SPORT NO. 6

8.

A SPORT CODE		B NO. YRS. SQUAD MEMBER	C NO. OF VARSITY LETTERS	D NO. OF MANAGER LETTERS	E CAPTAIN	F ALL-CONFERENCE	G ALL-STATE	H NO. SCHOLARSHIP OFFERS	
0	0	0	0	0	NO	NO	NO	[redacted]	0
1	1	1	1	1	YES	YES	YES	[redacted]	1
2	2	2	2	2				[redacted]	2
	3	3	3	3				[redacted]	3
	4	4	4	4				[redacted]	4
	5		5	5				[redacted]	5
	6		6	6				[redacted]	6
	7		7	7				[redacted]	7
	8		8	8				[redacted]	8
	9		9	9				[redacted]	9

UNCLASSIFIED
Security Classification

DOCUMENT CONTROL DATA - R & D

(Security classification of title, body of abstract and indexing annotation must be entered when the overall report is classified)

1. ORIGINATING ACTIVITY *(Corporate author)*

Office of the Director of Institutional Research
United States Military Academy
West Point, New York 10996

2a. REPORT SECURITY CLASSIFICATION

Unclassified

2b. GROUP

3. REPORT TITLE

6 Characteristics of the Class of 1977

4. DESCRIPTIVE NOTES *(Type of report and inclusive dates)*

5. AUTHOR(S) *(First name, middle initial, last name)*

10 John W. Houston

11 Nov 73

6. REPORT DATE

November 1973

7a. TOTAL NO. OF PAGES

41

7b. NO. OF REFS

8a. CONTRACT OR GRANT NO.

b. PROJECT NO. 165

12 39

c.

d.

9a. ORIGINATOR'S REPORT NUMBER(S)

14 9B1.01-74-013

9b. OTHER REPORT NO(S) *(Any other numbers that may be assigned this report)*

10. DISTRIBUTION STATEMENT

~~Reproduction of this document in whole or in part must have prior approval of the Superintendent, United States Military Academy, West Point, NY.~~

11. SUPPLEMENTARY NOTES

12. SPONSORING MILITARY ACTIVITY

United States Military Academy
West Point, New York 10996

13. ABSTRACT

This report presents the biographical characteristics and achievements of the 1376 cadets who entered the United States Military Academy in the Class of 1977.

14. KEY WORDS	LINK A ROLE	LINK A WT	LINK B ROLE	LINK B WT	LINK C ROLE	LINK C WT
Achievements, High School						
Admissions Scores						
Class Characteristics						
Data Analysis						
Freshmen						
USMA Class of 1977						

DD FORM 1 NOV 65 1473 REPLACES DD FORM 1473, 1 JAN 64, WHICH IS OBSOLETE FOR ARMY USE.

UNCLASSIFIED
Security Classification

406 247