

AD-A081 519

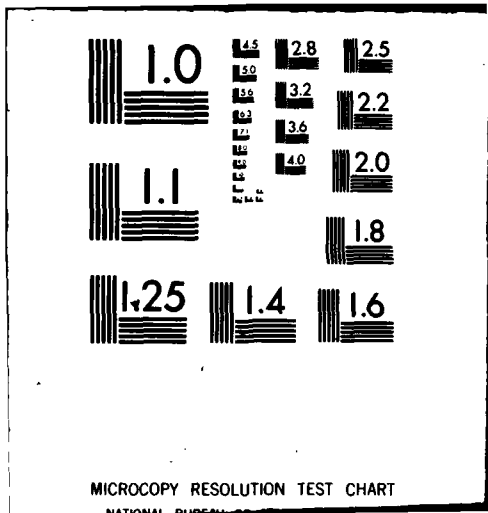
MASSACHUSETTS INST OF TECH CAMBRIDGE DEPT OF CHEMISTRY F/6 7/3  
NEW FUNCTIONAL ALLYLIC LITHIUM REAGENTS: GEM-DIALKOXYALLYLLITHIUM--ETC(U)  
FEB 80 D SEYFERTH, R E MAMMARELLA, H A KLEIN N00014-76-C-0837  
TR-9 NL

UNCLASSIFIED

11  
SECRET



END  
DATE  
FILMED  
3-80  
GPO



MICROCOPY RESOLUTION TEST CHART  
NATIONAL BUREAU OF STANDARDS-1963-A

REPORT DOCUMENTATION PAGE

READ INSTRUCTIONS  
BEFORE COMPLETING FORM

1. REPORT NUMBER 9	2. GOV. ACCESSION NO.	3. RECIPIENT'S CATALOG NUMBER
4. TITLE (and Subtitle) "New Functional Allylic Lithium Reagents: gem-Dialkoxyallyllithium Reagents: A Use- ful Route to $\beta$ -Silyl and $\beta$ -Stannylproprion- ate Esters"	5. TYPE OF REPORT & PERIOD COVERED Technical Report Interim	
7. AUTHOR(s) Dietmar Seyferth, Robert E. Mammarella and Helmut A. Klein	8. CONTRACT OR GRANT NUMBER(s) N00014-76-C-0837	
9. PERFORMING ORGANIZATION NAME AND ADDRESS Department of Chemistry Massachusetts Institute of Technology Cambridge, MA 02139	10. PROGRAM ELEMENT, PROJECT, TASK AREA & WORK UNIT NUMBERS NR 053-618	
11. CONTROLLING OFFICE NAME AND ADDRESS Office of Naval Research Department of the Navy Arlington, VA 22217	12. REPORT DATE February 8, 1980	13. NUMBER OF PAGES 15
14. MONITORING AGENCY NAME & ADDRESS (if different from Controlling Office)	15. SECURITY CLASS. (of this report) Unclassified	
16. DISTRIBUTION STATEMENT (of this Report) Approval for Public Release, Distribution Unlimited		
17. DISTRIBUTION STATEMENT (of this abstract entered in Block 20, if different from Report)	1580	
18. SUPPLEMENTARY NOTES To be published in the Journal of Organometallic Chemistry	A	
19. KEY WORDS (Continue on reverse side if necessary and identify by block number)		
20. ABSTRACT (Continue on reverse side if necessary and identify by block number) The reaction of <i>sec</i> -butyllithium with acrolein dialkyl acetals in THF or in THF/Et <sub>2</sub> O/pentane at -95°C results in formation of <i>gem</i> -dialkoxyallyllithium reagents, Li[CH <sub>2</sub> CHC(OR) <sub>2</sub> ]. These react with organosilicon and organotin chlorides to give ketene acetals, R <sub>3</sub> SiCH <sub>2</sub> CH=C(OR) <sub>2</sub> and R <sub>3</sub> SnCH <sub>2</sub> CH=C(OR) <sub>2</sub> . The acid hydrolysis of these products produces $\beta$ -substituted propionic acid esters, R <sub>3</sub> SiCH <sub>2</sub> -CH <sub>2</sub> CO <sub>2</sub> R and R <sub>3</sub> SnCH <sub>2</sub> CH <sub>2</sub> CO <sub>2</sub> R. Reactions of these lithium reagents		

ADA081519

DDG FILE COPY

20. with allyl bromide gave esters of 5-hexenoic acid,  
 $\text{CH}_2=\text{CH}(\text{CH}_2)_3\text{CO}_2\text{R}$  (R = Me, Et).

Unclassified

OFFICE OF NAVAL RESEARCH

<sup>15</sup>  
CONTRACT NO. 00014-76-C-0837

Task No. NR 053-618

9 TECHNICAL REPORT NO. 9

17 TR-9

6 NEW FUNCTIONAL ALLYLIC LITHIUM REAGENTS: GEM-DIALKOXYALLYLLITHIUM  
REAGENTS: A USEFUL ROUTE TO  $\beta$ -SILYL AND  $\alpha$ -STANNYLPROPIONATE ESTERS.

by E. C. C.

10 Dietmar/Seyferth/Robert E./Mammarella ~~and~~ Helmut A./Klein

Prepared for Publication in the  
Journal of Organometallic Chemistry

Massachusetts Institute of Technology  
Department of Chemistry, 18-411  
Cambridge, Massachusetts 02139

11 8 February ~~1980~~ 1980 <sup>12</sup> 291 A

Reproduction in whole or in part is permitted for any purpose  
of the United State Government.

This document has been approved for public release and sale;  
its distribution is unlimited.

80 3 5 019

NEW FUNCTIONAL ALLYLIC LITHIUM REAGENTS: GEM-DIALKOXYALLYLLITHIUM REAGENTS: A USEFUL ROUTE TO  $\beta$ -SILYL AND  $\beta$ -STANNYLPROPIONATE ESTERS

Dietmar Seyferth\*, Robert E. Mammarella and Helmut A. Klein

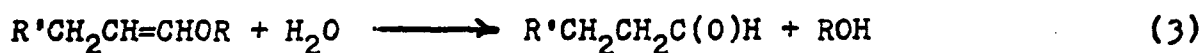
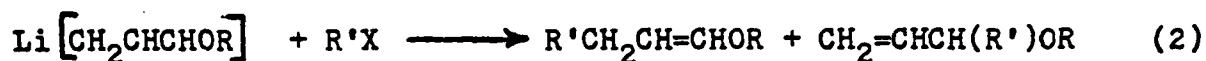
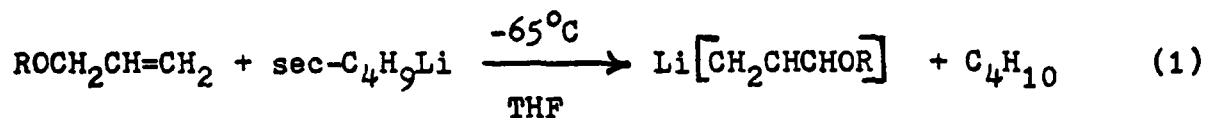
Department of Chemistry  
Massachusetts Institute of Technology  
Cambridge, Massachusetts 02139

ABSTRACT

The reaction of sec-butyllithium with acrolein dialkyl acetals in THF or in THF/Et<sub>2</sub>O/pentane at -95°C results in formation of gem-dialkoxyallyllithium reagents, Li[CH<sub>2</sub>CHC(OR)<sub>2</sub>]. These react with organosilicon and organotin chlorides to give ketene acetals, R<sub>3</sub>SiCH<sub>2</sub>CH=C(OR)<sub>2</sub> and R<sub>3</sub>SnCH<sub>2</sub>CH=C(OR)<sub>2</sub>. The acid hydrolysis of these products produces  $\beta$ -substituted propionic acid esters, R<sub>3</sub>SiCH<sub>2</sub>-CH<sub>2</sub>CO<sub>2</sub>R and R<sub>3</sub>SnCH<sub>2</sub>CH<sub>2</sub>CO<sub>2</sub>R. Reactions of these lithium reagents with allyl bromide gave esters of 5-hexenoic acid, CH<sub>2</sub>=CH(CH<sub>2</sub>)<sub>3</sub>-CO<sub>2</sub>R (R = Me, Et).

INTRODUCTION

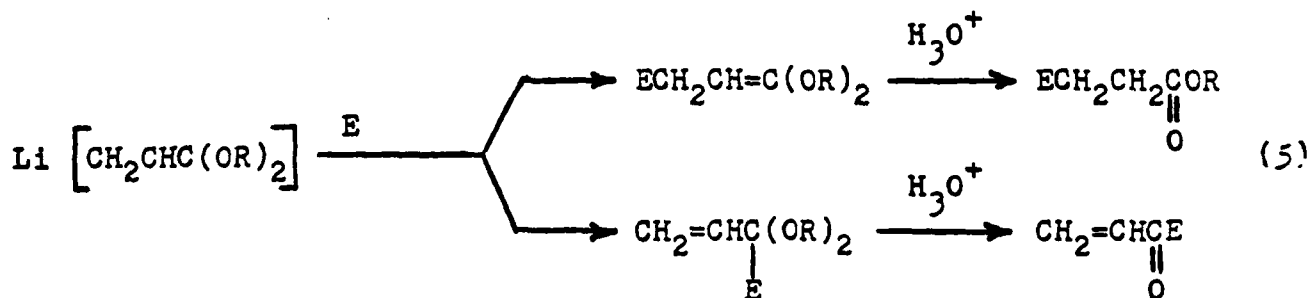
The lithiation of allylic ethers provides useful reagents which are operationally equivalent to a  $\beta$ -acyl carbanion (eq. 1-3)<sup>1</sup>.



In this context, the possible lithiation of an allylic acetal,  $\text{CH}_2=\text{CHCH(OR)}_2$ , was of some interest. The expected product is a gem-dialkoxyallyllithium reagent (eq. 4) which potentially could react



with an electrophile, E, at either the unsubstituted or the substituted terminus of the allyl group (eq. 5). If the new bond is formed



at the substituted end, an allylic acetal would be formed. Hydrolysis of the latter would give a vinyl ketone. In this case the reagent would function as a carbonyl anion equivalent,  $\text{CH}_2=\text{CHC(O)}^-$ . If, on the other hand, the new bond is formed at the unsubstituted terminus of the allyl group, a  $\gamma$ -substituted ketene acetal would result. Hydrolysis of such a product would give an ester, as shown in eq. 5. In

this case the reagent would be operationally equivalent to a  $\beta$ -alkoxycarbonyl carbanion,  $\text{ROC(O)CH}_2\text{CH}_2^-$ .

Of special interest to us were the reactions of such Li  $[\text{CH}_2\text{CHC(OR)}_2]$  reagents with organometallic halides, in particular trimethylchlorosilane and trimethyltin chloride. Alkyl- and aryl-substituted allylic lithium reagents of type Li  $[\text{CH}_2\text{CHCHR}]$  and Li  $[\text{CH}_2\text{CHCR}_2]$  had been found to react with both of these halides to give exclusively products of structure  $\text{Me}_3\text{MCH}_2\text{CH=CHR}$  and  $\text{Me}_3\text{MCH}_2\text{CH=CR}_2$  (M = Si and Sn), respectively.<sup>2,3</sup> On the other hand, trimethylchlorosilane reacted with gem-dichloro<sup>4</sup> and gem-difluoroallyllithium<sup>5</sup> to give  $\text{Me}_3\text{SiCX}_2\text{CH=CH}_2$  (X = Cl and F). Trimethyltin chloride formed  $\text{Me}_3\text{SnCH}_2\text{CH=CCl}_2$  on reaction with Li  $[\text{CH}_2\text{CHCCl}_2]$ . In the case of the  $\text{Me}_3\text{SiCl}$  reactions it was quite likely that products of kinetic control were obtained, while those derived from  $\text{Me}_3\text{SnCl}$  were products of thermodynamic control.<sup>4</sup>

In view of the potential synthetic utility of reagents of Li  $[\text{CH}_2\text{CHC(OR)}_2]$  and in view of the uncertainty of the regioselectivity in their reactions with various electrophiles, we have investigated their synthesis, stability and, to a limited extent, their reactions.

#### RESULTS AND DISCUSSION

We have found that acrolein dimethyl and diethyl acetals may be lithiated by sec-butyllithium in a THF/diethyl ether/pentane solvent mixture at  $-90^\circ \pm 5^\circ\text{C}$  to give a yellow solution containing the respective gem-dialkoxyallyllithium reagents (eq. 4, R = Me and Et; R' = sec- $\text{C}_4\text{H}_9$ ). The temperature range for successful preparation of these reagents is quite narrow: below  $-100^\circ\text{C}$  the metalation reaction appears to be too slow; above  $-85^\circ\text{C}$  the reagents begin to decompose slowly. Their decomposition is rapid at  $-65^\circ\text{C}$  and above. Nonethe-

TABLE 1. Reactions of gem-Dialkoxyallyllithium Reagents<sup>a</sup> with Chlorosilanes, Tin Chlorides and Allyl Bromide.

Acrolein Dialkyl Acetal (mmol)	Substrate (mmol)	Work-up	Product	(% Yield) <sup>d</sup>
CH <sub>2</sub> =CHCH(OEt) <sub>2</sub> ( 21 )	Me <sub>3</sub> SiCl ( 27.6 )	5% HCl	Me <sub>3</sub> SiCH <sub>2</sub> CH <sub>2</sub> CO <sub>2</sub> Me	( 75 )
CH <sub>2</sub> =CHCH(OMe) <sub>2</sub> ( 42 )	Me <sub>3</sub> SiCl ( 45 )	anhydrous	Me <sub>3</sub> SiCH <sub>2</sub> CH=C(OMe) <sub>2</sub>	( 70 ) <sup>b</sup>
CH <sub>2</sub> =CHCH(OMe) <sub>2</sub> ( 43 )	Me <sub>2</sub> SiCl <sub>2</sub> ( 21 )	5% HCl	Me <sub>2</sub> Si(CH <sub>2</sub> CH <sub>2</sub> CO <sub>2</sub> Me) <sub>2</sub>	( 61 )
CH <sub>2</sub> =CHCH(OMe) <sub>2</sub> ( 21 )	Et <sub>3</sub> SiCl ( 21 )	5% HCl	Et <sub>3</sub> SiCH <sub>2</sub> CH <sub>2</sub> CO <sub>2</sub> Me	( 70 ) <sup>c</sup>
CH <sub>2</sub> =CHCH(OMe) <sub>2</sub> ( 42 )	PhMe <sub>2</sub> SiCl ( 49 )	5% HCl	PhMe <sub>2</sub> SiCH <sub>2</sub> CH <sub>2</sub> CO <sub>2</sub> Me	( 77 )
CH <sub>2</sub> =CHCH(OEt) <sub>2</sub> ( 25 )	Me <sub>3</sub> SiCl ( 40 )	H <sub>2</sub> O	Me <sub>3</sub> SiCH <sub>2</sub> CH <sub>2</sub> CO <sub>2</sub> Et	( 43 )
CH <sub>2</sub> =CHCH(OEt) <sub>2</sub> ( 63 )	Et <sub>3</sub> SiCl ( 86 )	H <sub>2</sub> O	Et <sub>3</sub> SiCH <sub>2</sub> CH <sub>2</sub> CO <sub>2</sub> Et	( 86 ) ( 71% distilled )
CH <sub>2</sub> =CHCH(OEt) <sub>2</sub> ( 63 )	PhMe <sub>2</sub> SiCl ( 86 )	H <sub>2</sub> O	PhMe <sub>2</sub> SiCH <sub>2</sub> CH <sub>2</sub> CO <sub>2</sub> Et	( 53 )
CH <sub>2</sub> =CHCH(OMe) <sub>2</sub> ( 42 )	Me <sub>3</sub> SnCl ( 60 )	10% HCl	Me <sub>3</sub> SnCH <sub>2</sub> CH <sub>2</sub> CO <sub>2</sub> Me	( 72 )
CH <sub>2</sub> =CHCH(OMe) <sub>2</sub> ( 42 )	Me <sub>3</sub> SnCl ( 60 )	anhydrous	Me <sub>3</sub> SnCH <sub>2</sub> CH=C(OMe) <sub>2</sub>	( 69 )
CH <sub>2</sub> =CHCH(OEt) <sub>2</sub> ( 25 )	Me <sub>3</sub> SnCl ( 40 )	5% HCl	Me <sub>3</sub> SnCH <sub>2</sub> CH <sub>2</sub> CO <sub>2</sub> Et	( 27 )
CH <sub>2</sub> =CHCH(OEt) <sub>2</sub> ( 25 )	Me <sub>3</sub> SnCl ( 40 )	H <sub>2</sub> O	Me <sub>3</sub> SnCH <sub>2</sub> CH <sub>2</sub> CO <sub>2</sub> Et ( 1 part ) + Me <sub>3</sub> SnCH <sub>2</sub> CH=C(OEt) <sub>2</sub> ( 2 parts )	
CH <sub>2</sub> =CHCH(OEt) <sub>2</sub> ( 25 )	Et <sub>3</sub> SnCl ( 32 )	5% HCl	Et <sub>3</sub> SnCH <sub>2</sub> CH <sub>2</sub> CO <sub>2</sub> Et	( 24 )
CH <sub>2</sub> =CHCH(OMe) <sub>2</sub> ( 42 )	CH <sub>2</sub> =CHCH <sub>2</sub> Br ( 60 )	5% HCl	CH <sub>2</sub> =CHCH <sub>2</sub> CH <sub>2</sub> CH <sub>2</sub> CO <sub>2</sub> Me	( 47 )
CH <sub>2</sub> =CHCH(OEt) <sub>2</sub> ( 25 )	CH <sub>2</sub> =CHCH <sub>2</sub> Br ( 40 )	5% HCl	CH <sub>2</sub> =CHCH <sub>2</sub> CH <sub>2</sub> CH <sub>2</sub> CO <sub>2</sub> Et	( 22 )

TABLE 1: Footnotes

- <sup>a</sup> Prepared at  $-90^{\circ}$   $5^{\circ}\text{C}$  by reaction with sec-butyllithium.
- <sup>b</sup> A 12:1 mixture of  $\text{Me}_3\text{SiCH}_2\text{CH}=\text{C}(\text{OMe})_2$  and  $\text{Me}_3\text{SiCH}_2\text{CH}_2\text{CO}_2\text{Me}$  was produced.
- <sup>c</sup> The  $\text{Et}_3\text{SiOSiEt}_3$  formed on hydrolysis of unconverted  $\text{Et}_3\text{SiCl}$  cannot be separated from the product and so it is better to use an excess of the lithium reagent.
- <sup>d</sup> By-products included the respective disiloxane in those reactions in which an excess of the chlorosilane was used.

acetal. Organotin chlorides, on the other hand, do not hydrolyze readily. Although their rate of hydrolysis is rapid, the hydrolysis equilibrium is not favorable.<sup>6</sup> Hence, insufficient acid is generated and external acid must be added to effect hydrolysis of the acetal.

The formation of products of type  $R'_3MCH_2CH=C(OR)_2$  rather than  $R'_3MC(OR)_2CH=CH_2$  in these reactions of  $Li \left[ CH_2CHC(OR)_2 \right]$  with  $R'_3MCl$  may be understood in terms of the operation of steric effects. It is unlikely that allylic organosilicon compounds of either type ( $M = Si$  in the formulas above) would take part in transmetalation equilibria, so we assume that we are dealing with products of kinetic control. Products of type  $R'_3SiC(OR)_2CH=CH_2$  would have been of some interest: their hydrolysis should have given  $\alpha$ -silyl ketones,  $R'_3SiC(O)CH=CH_2$ .

Other methods for the preparation of  $\beta$ -silyl- and  $\beta$ -stannyl-propionic acid esters are available. Such silyl-substituted esters can be prepared by the acetoacetic ester and malonic ester syntheses when the appropriate halomethylsilanes,  $R_3SiCH_2X$ , are available.<sup>9</sup> Both silyl and stannyl-substituted esters have been prepared by silicon or tin hydride addition to acrylate esters,<sup>10-13</sup> while the reaction <sup>of</sup>  $\beta$ -halopropionic acid esters with tin foil provided another route to  $\beta$ -stannyl-substituted esters.<sup>14</sup> Thus the present procedure, which is based on the availability of the silicon or tin halide, complements these procedures.

EXPERIMENTAL

General Comments.

All reactions were carried out in flame-dried, nitrogen-flushed glassware under an atmosphere of prepurified nitrogen or argon. Solvents were rigorously dried prior to use. The reaction temperatures which are reported are uncorrected. They were obtained using a pentane total immersion thermometer which was immersed to a depth of about 3 cm into the stirred reaction mixture. Experiments showed that a stem correction of  $-8^{\circ}$  to  $-10^{\circ}\text{C}$  is appropriate.

sec-Butyllithium was purchased from Alfa Products, Thiokol/Ventron Corp., chlorosilanes from Petrarch Systems, Inc., the acrolein dialkyl acetals from Aldrich Chemical. Co. Methyltin starting materials were kindly donated by Cincinnati Milacron Chemicals, Inc.

Infrared spectra were recorded using a Perkin Elmer Model 457A grating infrared spectrophotometer, NMR spectra with a Varian Associates T60 spectrometer. Gas-liquid chromatography (GLC) was employed for analysis of reaction products, isolation of product samples and for yield determination by the internal standard method.

Preparation of gem-Dialkoxyallyllithium Reagents: General Procedure.

A Morton (creased) flask of appropriate size, equipped with a paddle-type stirrer, a no-air stopper and a Claisen adapter which was fitted with a low temperature thermometer and a gas inlet tube, was flame-dried and then allowed to cool under a stream of nitrogen or argon. The flask then was charged with the solvent mixture (75 ml of THF, 15 ml of diethyl ether and 15 ml of pentane), 21 mmol of the acrolein dialkyl acetal (2.5 ml in the case of  $\text{CH}_2=\text{CHCH}(\text{OMe})_2$ ) was added, and the solution was cooled to  $-90^\circ \pm 5^\circ\text{C}$  by partial immersion in a liquid nitrogen Dewar flask. To this solution was added with stirring and under nitrogen (or argon) 20 ml of 1.1M sec-butyl-lithium in cyclohexane (22 mmol). The temperature was maintained at  $-90^\circ \pm 5^\circ\text{C}$  during the course of this very slow, dropwise addition. The resulting yellow solution was stirred 2-3 hr. at  $-90^\circ\text{C}$ .

To this reagent solution then was added the chlorosilane or the tin chloride (slight excess, ca. 25-30 mmol) by syringe over a 10 min. period. The resulting mixture, now milky white, was stirred at  $-90^\circ\text{C}$  for 30 min. and then was allowed to warm to room temperature.

In the non-hydrolytic work-up, the reaction mixture was transferred by cannula to a dry distillation flask. Solvents were removed at reduced pressure and the residue was trap-to-trap distilled at ca. 0.1 mm Hg into a flask cooled with liquid nitrogen. The distillate then was examined by GLC.

In the hydrolytic work-up, the cannulated solution was poured into a separatory funnel and treated successively with distilled water, two portions of 5 or 10% hydrochloric acid and, again, water. The aqueous phases were back-extracted with pentane and the combined organic phases were dried ( $\text{MgSO}_4$ ) and the solvents removed at

reduced pressure. The residue was trap-to-trap distilled, as above.

Some reactions were carried out on a larger scale (42 mmol of  $\text{CH}_2=\text{CHCH}(\text{OMe})_2$ , 63 mmol of  $\text{CH}_2=\text{CHCH}(\text{OEt})_2$ ). In some cases THF alone, rather than the mixed solvent system, was used, but the mixed solvent is preferred.

Organosilicon and Organotin Products: Characterization.

Table 2 lists the organosilicon and organotin esters and acetals prepared, their refractive indices, analyses and spectroscopic properties. The infrared spectra of the esters (liquid film) showed strong ester carbonyl absorption at  $1735\text{-}1740\text{ cm}^{-1}$ . The ketene acetals showed strong bands in their IR spectra at  $1675\text{ (Me}_3\text{SiCH}_2\text{CH}=\text{C}(\text{OMe})_2)$  and  $1670\text{ cm}^{-1}\text{ (Me}_3\text{SnCH}_2\text{CH}=\text{C}(\text{OMe})_2)$ .

The methyl and ethyl esters of 5-hexenoic acid are known compounds.

$\text{CH}_2=\text{CHCH}_2\text{CH}_2\text{CH}_2\text{CO}_2\text{Me}$ ,  $n_D^{20}$  1.4205, a known compound.<sup>7</sup>

IR (film):  $\nu(\text{C}=\text{O})$  1755,  $\nu(\text{C}=\text{C})$   $1640\text{ cm}^{-1}$ .

NMR ( $\text{CDCl}_3$ ):  $\delta$  1.6-2.5 (m, 6H,  $\text{CH}_2\text{CH}_2\text{CH}_2$ ), 3.6 (s, 3H,  $\text{CH}_3$ ) and 4.75-6.3 (m, 3H,  $\text{CH}=\text{CH}_2$ ).

$\text{CH}_2=\text{CHCH}_2\text{CH}_2\text{CH}_2\text{CO}_2\text{Et}$ ,  $n_D^{20}$  1.4225; lit.<sup>8</sup>  $n_D^{20}$  1.4220

IR (film):  $\nu(\text{C}=\text{O})$  1735,  $\nu(\text{C}=\text{C})$   $1640\text{ cm}^{-1}$ .

NMR ( $\text{CCl}_4$ ):  $\delta$  1.22 (t, 3H, J 7Hz,  $\text{CH}_3$ ), 1.48-2.03 (m, 2H,  $\text{CH}_2\text{CH}_2\text{CH}_2$ ), 2.10 and 2.22 (2t, 4H, J 7Hz,  $\text{CH}_2\text{CH}_2\text{CH}_2$ ); 4.03 (q, 2H,  $\text{OCH}_2$ ), 4.73-6.17 (m, 3H,  $\text{CH}=\text{CH}_2$ ).

Acknowledgments. This work was supported in part by the Office of Naval Research. H.A.K. is grateful to the University of Kiel for a leave of absence and to the Max Kade Foundation for the award of a postdoctoral fellowship.

TABLE 1. Reaction Products.

Compound	$n_D^{20}$ ( $^{\circ}\text{C}$ )	Analysis, %		$^1\text{H NMR}$ $\delta$ (ppm)
		Found	(Calcd.)	
		Carbon	Hydrogen	
$\text{Me}_3\text{SiCH}_2\text{CH}_2\text{CO}_2\text{CH}_3$	1.4190 (20) <sup>a</sup>	52.42 (52.45)	10.04 (10.06)	0.00 (s, 9H, $\text{Me}_3\text{Si}$ ), 0.63-1.00 (m, 2H, $\text{SiCH}_2$ ), 2.1-2.44 (m, 2H, $\text{CH}_2\text{CO}$ ), 3.6 (s, 3H, $\text{OCH}_3$ ) (in $\text{CDCl}_3$ )
$\text{Me}_2\text{Si}(\text{CH}_2\text{CH}_2\text{CO}_2\text{Me})_2$	1.4396 (25)	51.25 (51.22)	8.60 (8.62)	0.00 (s, 6H, $\text{Me}_2\text{Si}$ ), 0.65-1.05 (m, 4H, $\text{SiCH}_2$ ), 2.1-2.5 (m, 4H, $\text{CH}_2\text{CO}$ ), 3.6 (s, 6H, $\text{OCH}_3$ ) (in $\text{CDCl}_3$ )
$\text{Et}_3\text{SiCH}_2\text{CH}_2\text{CO}_2\text{CH}_3$	1.4409 (25)	59.19 (59.40)	10.67 (10.89)	0.15-1.25 (m, 17H, $\text{Et}_3\text{Si}$ and $\text{SiCH}_2$ ), 1.95-2.4 (m, 2H, $\text{CH}_2\text{CO}$ ), 3.55 (s, 3H, $\text{OCH}_3$ ) (in $\text{CDCl}_3$ )
$\text{PhMe}_2\text{SiCH}_2\text{CH}_2\text{CO}_2\text{CH}_3$	1.4950 (25)	64.74 (64.86)	8.21 (8.11)	0.2 (s, 6H, $\text{SiMe}_2$ ), 0.8-1.2 (m, 2H, $\text{SiCH}_2$ ), 2.0-2.4 (m, 2H, $\text{CH}_2\text{CO}$ ), 3.45 (s, 3H, $\text{OCH}_3$ ), 7.2-7.5 (m, 5H, Ph) (in $\text{CDCl}_3$ )
$\text{Me}_3\text{SiCH}_2\text{CH}_2\text{CO}_2\text{C}_2\text{H}_5$	b	54.91 (55.12)	10.40 (10.41)	0.00 (s, 9H, $\text{Me}_3\text{Si}$ ), 0.62-1.02 (m, 2H, $\text{SiCH}_2$ ), 1.23 (t, J 7Hz, 3H, $\text{CH}_3$ of Et), 2.02-2.37 (m, 2H, $\text{CH}_2\text{CO}$ ), 4.02 (q, J 7Hz, $\text{CH}_2$ of Et) (in $\text{CCl}_4$ )
$\text{Et}_3\text{SiCH}_2\text{CH}_2\text{CO}_2\text{C}_2\text{H}_5$	1.4407 (25) <sup>c</sup>	61.04 (61.05)	11.12 (11.18)	0.27-1.18 (m, 17H, $\text{Et}_3\text{Si}$ and $\text{SiCH}_2$ ), 1.27 (t, J 7Hz, 3H, $\text{CH}_3$ of OEt), 2.03-2.38 (m, 2H, $\text{CH}_2\text{CO}$ ), 4.05 (q,

				J 7Hz, 2H, OCH <sub>2</sub> )
PhMe <sub>2</sub> SiCH <sub>2</sub> CH <sub>2</sub> CO <sub>2</sub> C <sub>2</sub> H <sub>5</sub>	1.4917 (25) <sup>d</sup>	66.09 (66.05)	8.52 (8.53)	0.32 (s, 6H, Me <sub>2</sub> Si), 1.05 (t, J 7Hz, 2H, SiCH <sub>2</sub> ), 1.33 (t, J 7Hz, 3H, CH <sub>3</sub> of OEt), 2.08-2.42 (m, 2H, CH <sub>2</sub> CO), 4.03 (q, 2H, CH <sub>2</sub> of OEt), 6.88-7.57 (m, 5H, Ph) (in CCl <sub>4</sub> )
Me <sub>3</sub> SnCH <sub>2</sub> CH <sub>2</sub> CO <sub>2</sub> CH <sub>3</sub>	1.4695 (20) <sup>e</sup>	33.44 (33.50)	6.49 (6.38)	0.07 (s, 9H, Me <sub>3</sub> Sn, J( <sup>119</sup> Sn- <sup>1</sup> H) 52 Hz, J( <sup>117</sup> - <sup>1</sup> H) 50 Hz), 1.00 (t, J 8Hz, 2H, SnCH <sub>2</sub> ), 2.50 (t, J 8Hz, 2H, CH <sub>2</sub> CO), 3.63 (s, 3H, OCH <sub>3</sub> ) (in CDCl <sub>3</sub> )
Me <sub>3</sub> SnCH <sub>2</sub> CH <sub>2</sub> CO <sub>2</sub> C <sub>2</sub> H <sub>5</sub>	1.4638 (25) <sup>f</sup>	36.64 (36.27)	6.92 (6.85)	0.08 (s, 9H, Me <sub>3</sub> Sn, J( <sup>119</sup> Sn- <sup>1</sup> H) 52 Hz, J( <sup>117</sup> H- <sup>1</sup> H) 50 Hz), 0.95 (t, 7Hz, 2H, SnCH <sub>2</sub> ), 1.27 (t, J 7Hz, 3H, CH <sub>3</sub> of OEt), 2.50 (t, J 7Hz, 2H, CH <sub>2</sub> CO), 4.08 (q, 2H, OCH <sub>2</sub> ) (in CCl <sub>4</sub> )
Et <sub>3</sub> SnCH <sub>2</sub> CH <sub>2</sub> CO <sub>2</sub> C <sub>2</sub> H <sub>5</sub>	1.4760 (25) <sup>g</sup>	43.51 (43.04)	7.90 (7.88)	0.33-1.48 (m, 20H, Et <sub>3</sub> Sn and CH <sub>3</sub> of OEt), 2.50 (t, 7Hz, CH <sub>2</sub> CO), 4.08 (q, J 7Hz, 2H, OCH <sub>2</sub> ) (in CCl <sub>4</sub> )
Me <sub>3</sub> SiCH <sub>2</sub> CH=C(OMe) <sub>2</sub>	1.4354 (20)	55.15 (55.17)	10.70 (10.34)	0.00 (s, 9H, Me <sub>3</sub> Si), 1.28 (d, J 8Hz, 2H, SiCH <sub>2</sub> ), 3.13-3.81 (m, 1H, =CH), 3.50 and 3.56 (two s, each 3H, OCH <sub>3</sub> ) (in CDCl <sub>3</sub> )

$\text{Me}_3\text{SnCH}_2\text{CH}=\text{C}(\text{OMe})_2$       1.4845 (20)      36.15      6.82      0.05 (s, 9H,  $\text{Me}_3\text{Sn}$ ,  $J(^{119}\text{Sn}-^1\text{H})$  52 Hz,  $J(^{117}\text{Sn}-^1\text{H})$  50 Hz), 1.52 (d, J 8 Hz, 2H,  $\text{SnCH}_2$ ), 3.15-3.90 (m, 1H, =CH), 3.46 and 3.53 (two s, each 3H,  $\text{OCH}_3$ ) (in  $\text{CDCl}_3$ )      (6.80)      1.3

$\text{Me}_3\text{SnCH}_2\text{CH}=\text{C}(\text{OEt})_2$       1.4640 (25)      40.90      7.65      0.07 (s, 9H,  $\text{Me}_3\text{Sn}$ ,  $J(^{119}\text{Sn}-^1\text{H})$  52 Hz,  $J(^{117}\text{Sn}-^1\text{H})$  50 Hz), 1.25 and 1.28 (two t, J 7Hz, each 3H,  $\text{CH}_3$  of OEt), 1.52 (d, J 8Hz, 2H,  $\text{SnCH}_2$ ), 3.42 (m, 5H,  $\text{OCH}_2$  and =CH) (in  $\text{CCl}_4$ )      (7.57)      (41.00)

---

a Lit. 15  $n^{20}\text{D}$  1.4180;  $b$  Lit. 9  $n^{20}\text{D}$  1.4198; lit. 16  $n^{20}\text{D}$  1.4205;  $c$  Lit. 12  $n^{20}\text{D}$  1.4422;  $d$  Lit. 9  $n^{20}\text{D}$  1.4972;  $e$  Lit. 14  $n^{20}\text{D}$  1.4690;  $f$  Lit. 14  $n^{20}\text{D}$  1.4660;  $g$  Lit. 12  $n^{20}\text{D}$  1.4762.

REFERENCES

1. (a) D. A. Evans, G. C. Andrews and R. Buckwalter, J. Amer. Chem. Soc., 96 (1974) 5560; (b) W. C. Still and T. L. Macdonald, J. Amer. Chem. Soc., 96 (1974) 5561; (c) W. C. Still and T. L. Macdonald, J. Org. Chem., 41 (1976) 3620; (d) A. P. Kozikowski and K. Isobe, Tetrahedron Lett. (1979) 833.
2. D. Seyferth and T. F. Jula, J. Organometal. Chem., 66 (1974) 195.
3. D. Seyferth and R. E. Mammarella, J. Organometal. Chem., 177 (1979) 53.
4. D. Seyferth, G. J. Murphy and R. A. Woodruff, J. Organometal. Chem., 141 (1977) 71.
5. D. Seyferth and K. R. Wursthorn, J. Organometal. Chem., 137 (1977) C17.
6. R. H. Prince, J. Chem. Soc. (1959) 1783.
7. P. Baudart, Bull. Soc. Chim. France (1946) 86.
8. Yu. N. Ogibin, M. I. Katzin and G. I. Nikishin, Synthesis (1974) 889.
9. L. H. Sommer and N. S. Marans, J. Amer. Chem. Soc., 72 (1950) 1935.
10. J. L. Speier, J. A. Webster and G. H. Barnes, J. Amer. Chem. Soc., 79 (1957) 974.
11. G. J. M. Van der Kerk and J. G. Noltes, J. Appl. Chem., 9 (1959) 106.
12. F. Rijkens, M. J. Janssen, W. Drenth and G. J. M. Van der Kerk, J. Organometal. Chem., 2 (1964) 347.
13. R. E. Hutton, J. W. Burley and V. Oakes, J. Organometal. Chem., 156 (1978) 369.
14. M. Nomuri, N. Matsui and S. Matsuda, Kogyo Kagaku Zasshi, 71 (1968) 1526; Chem. Abstr., 70 (1969) 47572.

15. A. D. Petrov, S. I. Sadykh-Zade and E. I. Filatova, Zh. Obshch. Khim., 29 (1959) 2936.
16. N. V. Komarov and N. V. Semenova, Zh. Obshch. Khim., 36 (1966) 103.

TECHNICAL REPORT DISTRIBUTION LIST, 053

	<u>No.</u> <u>Copies</u>		<u>No.</u> <u>Copies</u>
Dr. R. N. Grimes University of Virginia Department of Chemistry Charlottesville, Virginia 22901	1	Dr. M. H. Chisholm Department of Chemistry Indiana University Bloomington, Indiana 47401	1
Dr. M. Tsutsui Texas A&M University Department of Chemistry College Station, Texas 77843	1	Dr. B. Foxman Brandeis University Department of Chemistry Waltham, Massachusetts 02154	1
Dr. M. F. Hawthorne University of California Department of Chemistry Los Angeles, California 90024	1	Dr. T. Marks Northwestern University Department of Chemistry Evanston, Illinois 60201	1
Dr. D. B. Brown University of Vermont Department of Chemistry Burlington, Vermont 05401	1	Dr. G. Geoffrey Pennsylvania State University Department of Chemistry University Park, Pennsylvania 16802	1
Dr. W. B. Fox Naval Research Laboratory Chemistry Division Code 6130 Washington, D.C. 20375	1	Dr. J. Zuckerman University of Oklahoma Department of Chemistry Norman, Oklahoma 73019	1
Dr. J. Adcock University of Tennessee Department of Chemistry Knoxville, Tennessee 37916	1	Professor O. T. Beachley Department of Chemistry State University of New York Buffalo, New York 14214	1
Dr. A. Cowley University of Texas Department of Chemistry Austin, Texas 78712	1	Professor P. S. Skell Department of Chemistry The Pennsylvania State University University Park, Pennsylvania 16802	1
Dr. W. Hatfield University of North Carolina Department of Chemistry Chapel Hill, North Carolina 27514	1	Professor K. M. Nicholas Department of Chemistry Boston College Chestnut Hill, Massachusetts 02167	1
		Professor R. Neilson Department of Chemistry Texas Christian University Fort Worth, Texas 76129	1
Professor H. Abrahamson University of Oklahoma Department of Chemistry Norman, Oklahoma 73019	1	Professor M. Newcomb Texas A&M University Department of Chemistry College Station, Texas 77843	1

TECHNICAL REPORT DISTRIBUTION LIST, GEN

No.  
Copies

Dr. Rudolph J. Marcus  
Office of Naval Research  
Scientific Liaison Group  
American Embassy  
APO San Francisco 96503

1

Mr. James Kelley  
DTNSRDC Code 2803  
Annapolis, Maryland 21402

1

Nov. 1979

list

TECHNICAL REPORT DISTRIBUTION LIST, GEN

	<u>No. Copies</u>		<u>No. Copies</u>
Office of Naval Research Attn: Code 472 30 North Quincy Street Arlington, Virginia 22217	2	U.S. Army Research Office Attn: CRD-AA-IP P.O. Box 1211 Research Triangle Park, N.C. 27709	1
ONR Branch Office Attn: Dr. George Sandoz 536 S. Clark Street Chicago, Illinois 60605	1	Naval Ocean Systems Center Attn: Mr. Joe McCartney San Diego, California 92152	1
ONR Branch Office Attn: Scientific Dept. 715 Broadway New York, New York 10003	1	Naval Weapons Center Attn: Dr. A. B. Amster, Chemistry Division China Lake, California 93555	1
ONR Branch Office 1030 East Green Street Pasadena, California 91106	1	Naval Civil Engineering Laboratory Attn: Dr. R. W. Drisko Port Hueneme, California 93401	1
ONR Branch Office Attn: Dr. L. H. Peebles Building 114, Section D 666 Summer Street Boston, Massachusetts 02210	1	Department of Physics & Chemistry Naval Postgraduate School Monterey, California 93940	1
Director, Naval Research Laboratory Attn: Code 6100 Washington, D.C. 20390	1	Dr. A. L. Slafkosky Scientific Advisor Commandant of the Marine Corps (Code RD-1) Washington, D.C. 20380	1
The Assistant Secretary of the Navy (R,E&S) Department of the Navy Room 4E736, Pentagon Washington, D.C. 20350	1	Office of Naval Research Attn: Dr. Richard S. Miller 800 N. Quincy Street Arlington, Virginia 22217	1
Commander, Naval Air Systems Command Attn: Code 310C (H. Rosenwasser) Department of the Navy Washington, D.C. 20360	1	Naval Ship Research and Development Center Attn: Dr. G. Bosmajian, Applied Chemistry Division Annapolis, Maryland 21401	1
Defense Documentation Center Building 5, Cameron Station Alexandria, Virginia 22314	12	Naval Ocean Systems Center Attn: Dr. S. Yamamoto, Marine Sciences Division San Diego, California 92162	1
Dr. Fred Saalfeld Chemistry Division Naval Research Laboratory Washington, D.C. 20375	1	Mr. John Boyle Materials Branch Naval Ship Engineering Center Philadelphia, Pennsylvania 19112	1