

AD-A081 613

NAVAL POSTGRADUATE SCHOOL MONTEREY CA  
ON THE TRADEOFF BETWEEN DRIFT AND VARIANCE. (U)  
JAN 80 A R WASHBURN  
NPS55-80-002

F/6 12/1

UNCLASSIFIED

ML

10/1  
2/20/80



END  
DATE  
FILED  
4-80  
DRC

ADA081613

LEVEL #

NPS55-80-002

# NAVAL POSTGRADUATE SCHOOL

Monterey, California



DTIC  
SELECTED  
MAR 11 1980  
S D  
A

ON THE TRADEOFF BETWEEN  
DRIFT AND VARIANCE

by

A. R. Washburn

January 1980

Approved for public release; distribution unlimited.

80 3 10 139

DDG FILE COPY

NAVAL POSTGRADUATE SCHOOL  
MONTEREY, CALIFORNIA

Rear Admiral T. F. Dedman  
Superintendent


Jack R. Borsting  
Provost

This report was prepared by:



Alan R. Washburn, Associate Professor  
Department of Operations Research

Reviewed by:



Michael G. Sovereign, Chairman  
Department of Operations Research

Released by:



William M. Tolles  
Dean of Research

UNCLASSIFIED

SECURITY CLASSIFICATION OF THIS PAGE (When Data Entered)

REPORT DOCUMENTATION PAGE		READ INSTRUCTIONS BEFORE COMPLETING FORM
1. REPORT NUMBER 14 NPS55-80-002	2. GOVT ACCESSION NO.	3. RECIPIENT'S CATALOG NUMBER
4. TITLE (and Subtitle) 6 On the Tradeoff Between Drift and Variance.		5. TYPE OF REPORT & PERIOD COVERED 9 Technical <i>rept.</i>
7. AUTHOR(s) 10 Alan R./Washburn		6. PERFORMING ORG. REPORT NUMBER
9. PERFORMING ORGANIZATION NAME AND ADDRESS Naval Postgraduate School Monterey, CA 93940		8. CONTRACT OR GRANT NUMBER(s)
11. CONTROLLING OFFICE NAME AND ADDRESS Naval Postgraduate School Monterey, CA 93940		10. PROGRAM ELEMENT, PROJECT, TASK AREA & WORK UNIT NUMBERS 12 23
14. MONITORING AGENCY NAME & ADDRESS (if different from Controlling Office)		12. REPORT DATE 11 Jan <del>1980</del> 80
		13. NUMBER OF PAGES 22
		15. SECURITY CLASS. (of this report) Unclassified
		15a. DECLASSIFICATION/DOWNGRADING SCHEDULE
16. DISTRIBUTION STATEMENT (of this Report) Approved for public release; distribution unlimited.		
17. DISTRIBUTION STATEMENT (of the abstract entered in Block 20, if different from Report)		
18. SUPPLEMENTARY NOTES		
19. KEY WORDS (Continue on reverse side if necessary and identify by block number) Evasion Search Drift		
20. ABSTRACT (Continue on reverse side if necessary and identify by block number) A particle with fixed speed $v$ that simultaneously wants to behave evasively and drift from one point to another in two dimensions has a conflict: If it drifts the maximum distance $vt$ in a fixed time $t$ , then it is forced to travel in an absolutely unevasive straight line. On the other hand, drift will not be maximal if the particle's motion is some sort of an evasive random walk. The purpose of this note is to report on an exploration of quantitative tradeoffs between these objectives.		

DD FORM 1 JAN 73 1473

EDITION OF 1 NOV 68 IS OBSOLETE  
S/N 0102-014-6601

UNCLASSIFIED 25145-201  
SECURITY CLASSIFICATION OF THIS PAGE (When Data Entered)

ON THE TRADEOFF BETWEEN DRIFT AND VARIANCE

By

A. R. Washburn

Accession For	
NTIS GRAB	<input checked="" type="checkbox"/>
DOC TAB	<input type="checkbox"/>
Unannounced	<input type="checkbox"/>
Justification	
By _____	
Distribution/	
Availability Codes	
Dist.	Avail and/or special
A	

Naval Postgraduate School  
Monterey, CA 93940

January 1980

# ON THE TRADEOFF BETWEEN DRIFT AND VARIANCE

by

A. R. Washburn

## 1. INTRODUCTION

A particle with fixed speed  $v$  that simultaneously wants to behave evasively and drift from one point to another in two dimensions has a conflict: If it drifts the maximum distance  $vt$  in a fixed time  $t$ , then it is forced to travel in an absolutely unevasive straight line. On the other hand, drift will not be maximal if the particle's motion is some sort of an evasive random walk. The purpose of this note is to report on an exploration of quantitative tradeoffs between these objectives.

## 2. PROBLEM FORMULATION

Let the positive  $x$ -axis represent the desired direction of drift, and suppose that the target goes from the origin to  $(X_t, Y_t)$  in time  $t$ . Let  $x(t) = E(X_t)$  and  $y(t) = E(Y_t)$ , let  $S_t$  be the distance from  $(x(t), y(t))$  to  $(X_t, Y_t)$ , and let  $R_t$  be the distance from the origin to  $(X_t, Y_t)$ . Let  $\sigma_t^2 = E(S_t^2)$  be the measure of variance and  $x^2(t)$  be the measure of drift. Then

$$(1) \quad \sigma_t^2 + x^2(t) \leq \sigma_t^2 + x^2(t) + y^2(t) \\ = E(X_t^2 + Y_t^2) = E(R_t^2) \leq (vt)^2$$

From (1),  $(vt)^2$  is an upper bound on  $\sigma_t^2 + x^2(t)$ , and this upper bound will be nearly achieved if

- a)  $y(t) = 0$
- b) the target's track is nearly a straight line, since in that case  $E(R_t^2) \approx (vt)^2$ .

For example, if the particle were to flip a coin to decide whether its course should be  $\theta$  or  $-\theta$ , then  $\sigma_t^2 + x^2(t) = (vt)^2$ , with  $x^2(t)$  being largest when  $\theta$  is 0 and  $\sigma_t^2$  being largest when  $\theta$  is  $\pi/2$ . The course should never be changed at any time; if there is any possibility of a course change in  $[0, t]$ , then  $\sigma_t^2 + x^2(t) < (vt)^2$ .

The above analysis leaves one with a feeling of dissatisfaction with the measure of variance  $\sigma_t^2$ , since maximization of  $\sigma_t^2$  with a constraint on  $x^2(t)$  leads to the adoption of an intuitively unevasive motion. A tracker who saw the particle begin its motion would have no difficulty extrapolating the track if he ever lost contact; once the initial direction  $\theta$  is known, the particle's motion is deterministic. If the time origin were taken to be any time greater than 0, and if the prediction of future position were the conditional expectation given all past movements, then the particle's motion would not be evasive at all.

The above considerations lead to the adoption of  $s_t^2$  as the measure of variance, where  $s_t^2$  is variance from the conditional expectation of position given all past movements, averaged over all past movements. In order to simplify computation of  $s_t^2$ ,

assume that the particle's course is a stationary Markov stochastic process, in which case the predictive power of all past motion is the same as the predictive power of current course. There are many such processes, from which we select a discontinuous one and a continuous one for further study. The natural discontinuous process is a "random tour" [3], where the particle changes direction only at the jump points of a Poisson process. The natural continuous process is the Ornstein-Uhlenbeck process, which is the only stationary Markov process that is normal. Figure 1 shows the ratio  $s_t^2 / ((vt)^2 - x^2(t))$  as a function of  $(x(t)/vt)^2$ , where  $s_t^2$  is in both cases maximal for the given value of  $x(t)$ . The rest of this paper consists of the computations lying behind Figure 1. Note that in both cases

$$(2) \quad s_t^2 \leq .381[(vt)^2 - x^2(t)] \quad (\text{O-U, random tour})$$

An additional result is relevant. In [2], Grenander formulates an analytic expression for  $s_t^2$  when the particle's course is any stationary process. The expression is in general very cumbersome, but in the special case where the process is normal and  $x(t) \approx vt$ , Grenander is able to exhibit the stationary process (it is not Markov) that maximizes  $s_t^2$ . The maximum  $s_t^2$  is

$$(3) \quad s_t^2 = \frac{4}{\pi} ((vt)^2 - x^2(t)) = .405((vt)^2 - x^2(t)).$$

Evidently, the natural way to discuss the tradeoff between drift and variance is in terms of the ratio  $R_t = s_t^2 / ((vt)^2 - x^2(t))$ . The maximum possible value of  $R_t$  amongst all stationary processes is unknown, but it appears to be considerably smaller than 1.0, which is the bound obtained from equation (1) by observing that  $s_t \leq \sigma_t$ .

### 3. RANDOM TOUR CALCULATIONS

Assume without loss of generality that the particle's speed is  $v = 1.0$ . The particle is assumed to pick an independent, identically distributed sequence of courses  $\theta_1, \theta_2, \dots$  from some distribution for which  $E(\sin \theta) = 0$ . Each course holds for a time that is exponential with mean  $1/\lambda$ , after which a new course is adopted, etc. Let  $E(\cos \theta) = c_1$ ,  $E(\cos^2 \theta) = c_2$ ,  $x_\theta(t) = E(X_t | \theta_1 = \theta)$ ,  $y_\theta(t) = E(Y_t | \theta_1 = \theta)$ ,  $v_X(t) = E(X_t^2)$ ,  $v_Y(t) = E(Y_t^2)$  and retain the definitions of  $x(t)$  and  $y(t)$  made earlier. Since

$$(4) \quad s_t^2 = E([X_t - x_\theta(t)]^2 + [Y_t - y_\theta(t)]^2) \\ = v_X(t) + v_Y(t) - E(x_\theta^2(t) + y_\theta^2(t)),$$

the functions that need to be determined are  $x_\theta(t)$ ,  $y_\theta(t)$ ,  $v_X(t)$ , and  $v_Y(t)$ .

We know

$$(5) \quad E(x_\theta(t)) = x(t) = tc_1$$

Let  $U$  be the time of the first course change, and let  $f(u) = \lambda \exp(-\lambda u)$  be the density function of  $U$ . Then

$$(6) \quad E(X_t | \theta_1 = \theta, U=u) = \begin{cases} u \cos \theta + x(t-u) & \text{if } u \leq t \\ t \cos \theta & \text{if } u \geq t \end{cases}$$

Therefore, by conditional probability,

$$(7) \quad x_{\theta}(t) = \int_0^t [u \cos \theta + x(t-u)] f(u) du + t \cos \theta \int_t^{\infty} f(u) du$$

After performing the integrations,

$$(8) \quad x_{\theta}(t) = \cos \theta (1 - (1 + \lambda t) \exp(-\lambda t)) / \lambda + x * f(t) + t \cos \theta \exp(-\lambda t),$$

where  $x * f(t)$  is the convolution of  $x(t)$  and  $f(t)$ . Let  $X(s)$ ,  $X_{\theta}(s)$ , and  $F(s)$  be the Laplace transforms of  $x(t)$ ,  $x_{\theta}(t)$ , and  $f(t)$ , respectively. Then  $X(s) = c_1/s^2$  and  $F(s) = \lambda/(\lambda+s)$ . After cancelling  $t \cos \theta \exp(-\lambda t)$  in (8) and taking Laplace transforms of both sides,

$$(9) \quad \lambda X_{\theta}(s) = \cos \theta (1/s - 1/(\lambda+s)) + c_1 \lambda^2 / (s^2(s+\lambda)) .$$

Inverting the Laplace transform  $X_{\theta}(s)$ , and letting  $z = \lambda t$ ,

$$(10) \quad \lambda x_{\theta}(t) = \cos \theta (1 - \exp(-z)) + c_1 (z - 1 + \exp(-z)),$$

or

$$(11) \quad \lambda x_{\theta}(t) = (\cos \theta - c_1) (1 - \exp(-z)) + c_1 z .$$

Squaring both sides of (11) and taking expected values,

$$(12) \quad \lambda^2 E(x_{\theta}^2(t)) = (c_2 - c_1^2) (1 - \exp(-z))^2 + c_1^2 z^2$$

There are no cross product terms in (12) because  $E(\cos \theta - c_1) = 0$ .  $c_2 - c_1^2$  is just the variance of  $\cos \theta$ . A similar analysis shows

$$(13) \quad \lambda^2 E(y_\theta^2(t)) = (s_2 - s_1^2)(1 - \exp(-z))^2 + s_1^2 z^2,$$

where  $s_1 = E(\sin \theta) = 0$  and  $s_2 = E(\sin^2 \theta)$ . Adding (12) and (13) and noting that  $c_2 + s_2 = 1$ ,

$$(14) \quad \lambda^2 E(x_\theta^2(t) + y_\theta^2(t)) = (1 - c_1^2)(1 - \exp(-z))^2 + c_1^2 z^2$$

We use a similar technique to obtain formulas for  $v_X(t)$  and  $v_Y(t)$ .

$$(15) \quad E(X_t^2 | U=u) = \begin{cases} u^2 c_2 + 2uc_1 x(t-u) + v_X(t-u) & \text{if } u \leq t \\ t^2 c_2 & \text{if } u \geq t \end{cases}$$

$$(16) \quad v_X(t) = \int_0^t [u^2 c_2 + 2uc_1 x(t-u) + v_X(t-u)] f(u) du \\ + t^2 c_2 \int_t^\infty f(u) du$$

After doing the integration, cancelling the  $t^2 c_2 \exp(-\lambda t)$  term, taking Laplace transforms, and simplifying,

$$(17) \quad V_X(s) = 2c_2/(s^2(\lambda+s)) + 2c_1^2\lambda/(s^3(\lambda+s)),$$

where  $V_X(s)$  is the Laplace transform of  $v_X(t)$ . Inverting, with  $z = \lambda t$ ,

$$(18) \quad \lambda^2 v_X(t) = 2(c_2 - c_1^2)(z - 1 + \exp(-z)) + z^2 c_1^2$$

Similarly,

$$(19) \quad \lambda^2 v_Y(t) = 2(s_2 - s_1^2)(z - 1 + \exp(-z)) + z^2 s_1^2$$

Substituting (14), (18), and (19) into (4),

$$(20) \quad \lambda^2 s_t^2 = (1 - c_1^2)(2z - 2(1 - \exp(-z)) - (1 - \exp(-z))^2),$$

or

$$(21) \quad s_t^2 = t^2(1 - c_1^2) g(z),$$

where

$$(22) \quad g(z) = (2z - 2(1 - \exp(-z)) - (1 - \exp(-z))^2)/z^2$$

The function  $g(z)$  has a maximum at  $z = 1.9$ , and  $g(1.9) = .381$ . Since  $t^2(1 - c_1^2) = t^2 - x^2(t)$ , (21) is thus consistent with (2). Note that  $\lambda$  should be set to make the number of turns in time  $t$  be 1.9, on the average.

#### 4. ORNSTEIN-UHLENBECK CALCULATIONS

The O-U process  $\theta_t$  is governed by two numbers  $\alpha$  and  $\beta$ . The equilibrium distribution is normal with mean 0 and variance  $\beta$ ; i.e.,  $\theta_t \sim N(0, \beta)$ . From Feller [1],

$$(23) \quad \theta_u \sim N(p\theta_v, \beta(1-p^2)) \quad \text{for } u \geq v$$

where  $p = \exp(-\alpha(u-v))$ . The parameter  $\alpha$  is thus a smoothing constant, with small values of  $\alpha$  corresponding to smooth processes. In the following, we will repeatedly use the fact that, if  $\theta \sim N(\mu, \sigma)$ , then  $E(\cos \theta) = (\cos \mu) \exp(-\sigma^2/2)$  and  $E(\sin \theta) = (\sin \mu) \exp(-\sigma^2/2)$ .

The notation and plan are as in the random tour analysis; i.e. we plan to employ (4) in obtaining an equation for  $s_t^2$ . We first note that

$$(24) \quad x_\theta(t) = E\left(\int_0^t \cos \theta_u du\right) = \int_0^t E(\cos \theta_u) du$$

Employing (23) with  $v = 0$  and  $\theta_v = \theta$ ,

$$(25) \quad x_\theta(t) = \int_0^t \cos(p_u \theta) \exp(-\beta(1-p_u^2)/2) du,$$

where  $p_u = \exp(-\alpha u)$ . Therefore, since

$$\left[ \int_a^b (h(x) dx) \right]^2 = \int_a^b \int_a^b h(x) h(y) dx dy,$$

$$(26) \quad x_{\theta}^2(t) = \int_0^t \int_0^t \cos(p_u \theta) \cos(p_v \theta) \exp(-\beta(1-p_u^2)/2) \\ \times \exp(-\beta(1-p_v^2)/2) dudv$$

If  $\cos$  is replaced by  $\sin$  in (26), the result is an expression for  $y_{\theta}^2(t)$ . Using the fact that  $\cos(p_u \theta) \cos(p_v \theta) + \sin(p_u \theta) \sin(p_v \theta) = \cos((p_u - p_v)\theta)$ , we therefore have

$$(27) \quad x_{\theta}^2(t) + y_{\theta}^2(t) = \int_0^t \int_0^t \cos((p_u - p_v)\theta) \exp(-\beta(2-p_u^2-p_v^2)/2) dudv.$$

Since  $(p_u - p_v)\theta \sim N(0, \beta(p_u - p_v)^2)$ ,

$$(28) \quad E(x_{\theta}^2(t) + y_{\theta}^2(t)) \\ = \int_0^t \int_0^t \exp(-\beta(p_u - p_v)^2/2) \exp(-\beta(2-p_u^2-p_v^2)/2) dudv,$$

or

$$(29) \quad E(x_{\theta}^2(t) + y_{\theta}^2(t)) \\ = \int_0^t \int_0^t \exp(-\beta[1 - \exp(-\alpha(u+v))]) dudv$$

We turn next to computation of  $v_X(t)$  and  $v_Y(t)$ .

Since  $X(t) = \int_0^t \cos \theta_u du$ ,

$$(30) \quad x^2(t) = \int_0^t \int_0^t \cos \theta_u \cos \theta_v \, du \, dv.$$

If  $\cos$  is replaced by  $\sin$  in (30), an expression for  $y^2(t)$  results. Since  $\cos \theta_u \cos \theta_v + \sin \theta_u \sin \theta_v = \cos(\theta_u - \theta_v)$ ,

$$(31) \quad x^2(t) + y^2(t) = \int_0^t \int_0^t \cos(\theta_u - \theta_v) \, du \, dv$$

From (23),  $\theta_u - \theta_v \sim N(-\theta_v(1-p), \beta(1-p^2))$  for  $u \geq v$ . Since  $\theta_v \sim N(0, \beta)$ ,

$$(32) \quad \theta_u - \theta_v \sim N(0, \beta(1-p)^2 + \beta(1-p^2)) \quad \text{for } u \geq v,$$

or

$$(33) \quad (\theta_u - \theta_v) \sim N(0, 2\beta[1 - \exp(-\alpha|u-v|)])$$

Returning to (31), we finally obtain

$$(34) \quad E(x^2(t) + y^2(t)) = \int_0^t \int_0^t \exp(-\beta[1 - \exp(-\alpha|u-v|)]) \, du \, dv$$

Substituting (34) and (29) into (4), one obtains a long but nonetheless explicit formula for  $s_t^2$  as a function of  $\alpha$  and  $\beta$ . Since

$$(35) \quad x(t) = tE(\cos \theta) = t \exp(-\beta/2) ,$$

maximizing  $s_t^2$  for fixed  $x(t)$  is the same as maximizing  $s_t^2$  for fixed  $\beta$ . The maximized  $s_t^2$ , after being divided by  $t^2 - x^2(t)$ , is shown in Figure 1. Figure 2 shows the optimal product  $\alpha t$  as a function of  $(x(t)/t)^2$ . Figure 3 shows  $s_t^2/t^2$  as a function of  $\alpha t$  for  $\beta = 1$ , showing that it is better for the particle to make  $\alpha t$  too large than too small.

Further analysis is possible in case  $\beta$  is very large or very small. After making a change of variable for  $|u-v|$  in (34) and for  $u + v$  in (29), the result is, with  $z = \alpha t$

$$(36) \quad s_t^2/t^2 = F(\beta, z) \equiv \frac{4}{z^2} \int_0^z dx \int_0^x \Delta(y) dy ,$$

where

$$(37) \quad \Delta(y) = \exp[-\beta(1 - \exp(-y))] - \exp[-\beta(1 - \exp(-2y))]$$

When  $\beta$  is very small,

$$(38) \quad \Delta(y) \approx \beta [\exp(-y) - \exp(-2y)] \quad (\text{small } \beta)$$

After integrating (38) twice and multiplying by  $(4/z^2)$ , one obtains

$$(39) \quad F(\beta, z) \approx \beta g(z) , \quad (\text{small } \beta)$$

where  $g(z)$  is the same function as in the random tour analysis (eqn (22)). Furthermore, since  $t^2 - x^2(t) = t^2(1 - \exp(-\beta)) \approx t^2\beta$  when  $\beta$  is small,

$$(40) \quad s_t^2 / (t^2 - x^2(t)) \approx g(z) \quad (\text{small } \beta)$$

When  $\beta$  is small,  $z$  should therefore be set to 1.9, in which case  $g(z) = .381$ .

Since  $\lim_{\beta \rightarrow \infty} F(\beta, z) = 0$  for  $z > 0$ , the optimal  $z$  must approach 0 as  $\beta$  becomes large. Since  $0 \leq y \leq x \leq z$  in (36),  $y$  and  $x$  are small if  $z$  is. For small  $y$ ,

$$(41) \quad \Delta(y) \approx \exp(-\beta y) - \exp(-2\beta y) \quad (\text{small } y)$$

After integrating (41) twice and multiplying by  $(4/z^2)$ , one obtains

$$(42) \quad F(\beta, z) \approx g(\beta z) \quad (\text{small } z)$$

where  $g(\cdot)$  is once again the same function (22). Therefore

$$\lim_{\beta \rightarrow \infty} F(\beta, 1.9/\beta) = g(1.9) = .381;$$

that is, the particle can make  $s_t^2/t^2$  asymptotically .381 when  $\beta$  is large by making  $z = 1.9/\beta$ . Since  $t^2$  and  $t^2 - x^2(t)$  are asymptotically equal when  $\beta$  is large,  $s_t^2/(t^2 - x^2(t))$  is also asymptotically .381. Thus, the ratio  $s_t^2/(t^2 - x^2(t))$  is bounded by .381 in all cases examined.

### ACKNOWLEDMENT

This research was conducted while acting as consultant to ORI, Inc., and reported on separately.

### REFERENCES

#### REFERENCES

1. Feller, William, "An Introduction to Probability Theory and its Applications," Vol. II, Wiley (p. 336).
2. Grenander, Ulf, "A Tactical Study of Evasive Maneuvers," FOA reports, Vol. 2, No. 4, Research Institute of National Reference, Stockholm 80, Sweden (1968).
3. Washburn, Alan, "Probability Density of a Moving Particle," Opns. Res. 17, 861-871 (1969).

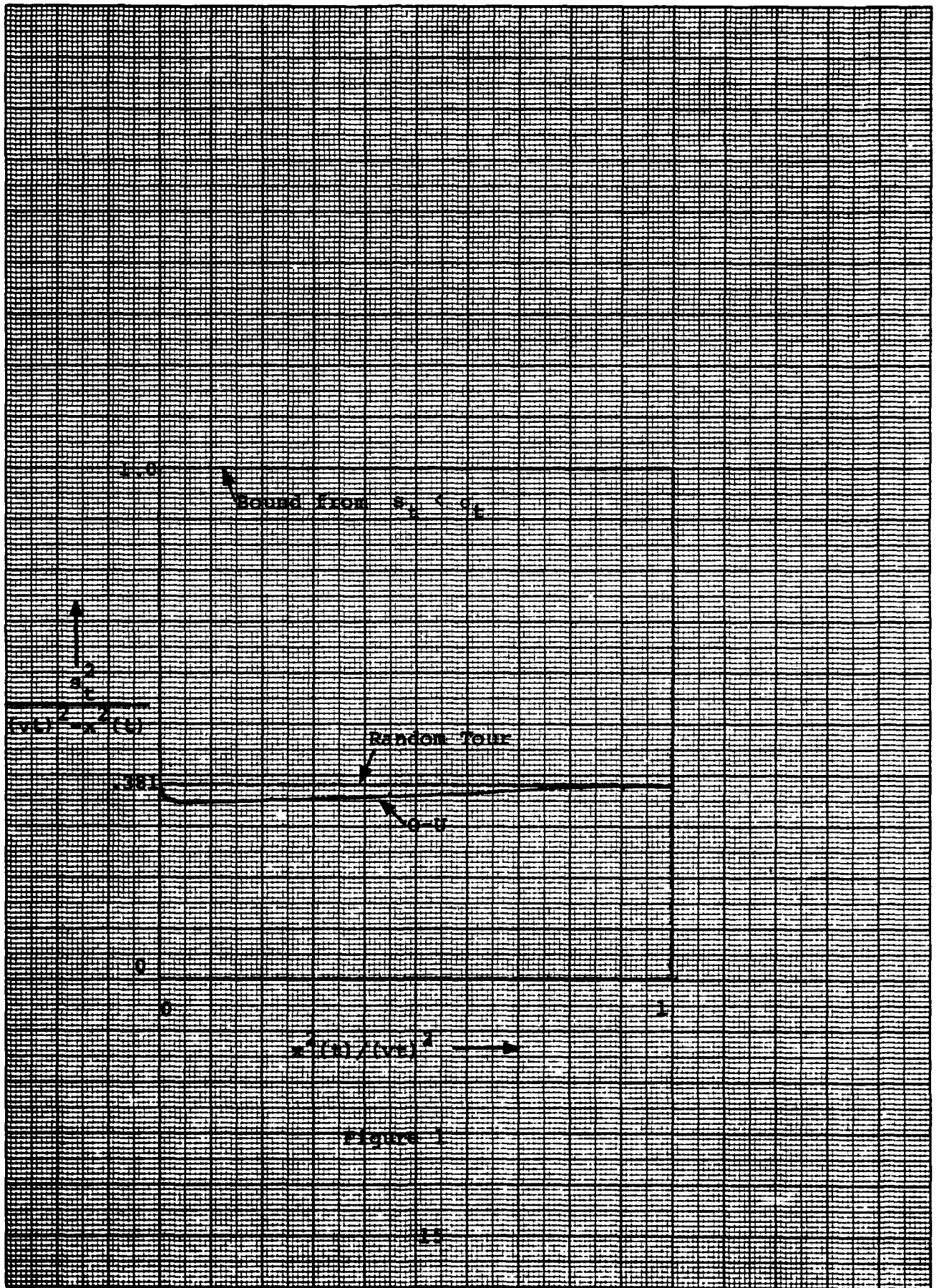
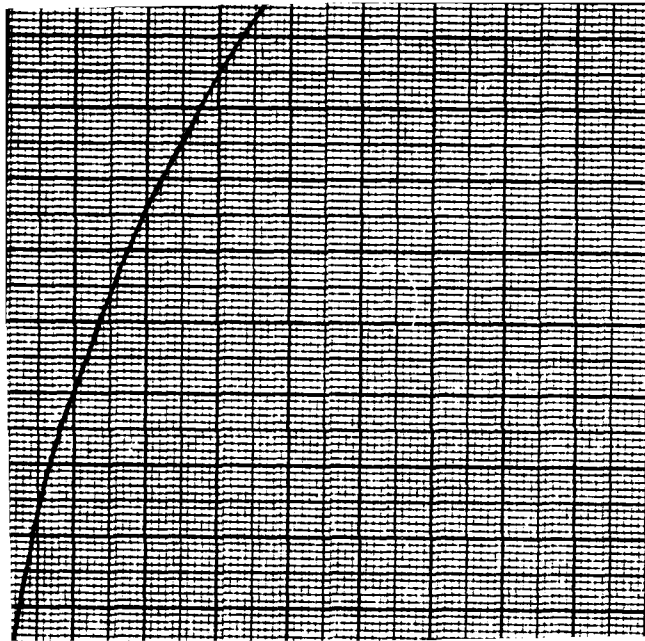


Figure 1



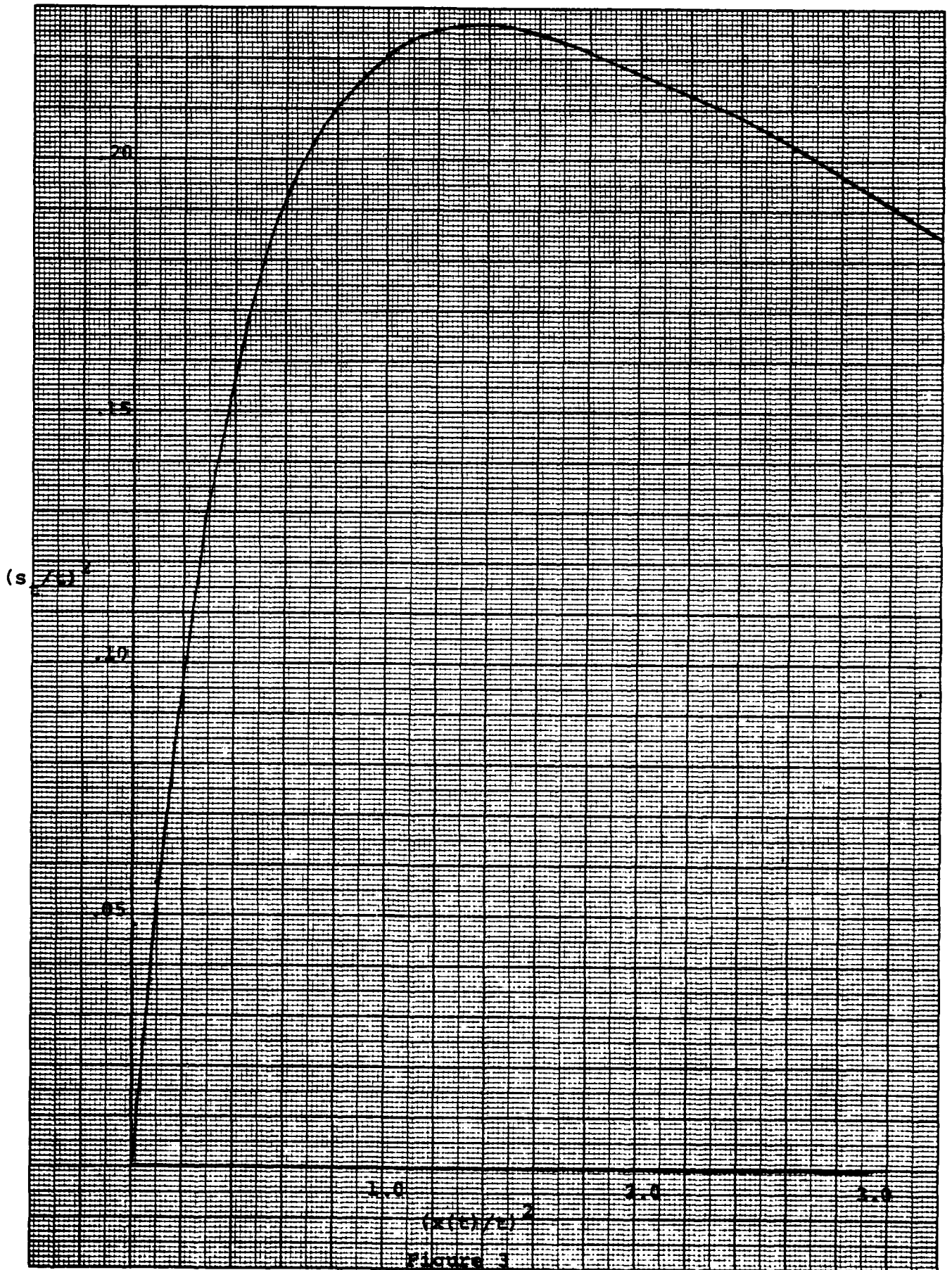


Figure 3

INITIAL DISTRIBUTION LIST

	COPIES
Dean of Research Code 012 Naval Postgraduate School Monterey, California 93940	1
Defense Documentation Center Cameron Station Alexandria, Virginia 22314	2
Library, Code 0142 Naval Postgraduate School Monterey, California 93940	2
Commanding Officer Air Test and Evaluation Squadron 1 (VX-1) Patuxent River, Maryland 20670 Attn: Code 713	1
Commanding Officer Submarine Development Group Two Groton, Connecticut 06340	1
Director Strategic Systems Project Office 1931 Jefferson Davis Highway Arlington, Virginia 20376 Attn: Code SP2021	1
Naval Air Development Center Code 2022 Johnsville, Pennsylvania 18974	1
Center for Naval Analysis 1401 Wilson Boulevard Arlington, Virginia 22209	1
Naval Weapons Laboratory Dahlgren, Virginia 22448	1
Naval Weapons Center China Lake, California 93555	1
Naval Surface Weapons Center White Oak Silver Spring, Maryland 20910	1
Naval Research Laboratory Washington, D.C. 20390	1

David Taylor Naval Ship Research & Development Center Bethesda, Maryland 20034	1
Naval Ocean Systems Center San Diego, California 92132	1
Naval Intelligence Support Center 4301 Suitland Road Washington, D.C. 20390	1
Naval Electronics Systems Command 2511 Jefferson Davis Highway Arlington, Virginia 20360	1
Naval Underwater Systems Center Code SA33 New London, Connecticut 06320	1
Naval Ship Engineering Center Hyattsville, Maryland 20782	1
Naval Coastal Systems Laboratory Panama City, Florida 32401	1
Naval Air Systems Command Code 370 Washington, D.C. 20361	1
Naval Sea Systems Command Code 03424 Washington, D.C. 20362	1
Naval Underwater Systems Center Newport, Rhode Island 02840	1
Naval Ordnance Station Indian Head, Maryland 20640	1
Naval Surface Weapons Center Dahlgren, Virginia 22448	1
Anti-Submarine Warfare Systems Project Office Code ASW-137 Department of the Navy Washington, D.C. 20360	1
Office of Naval Research Code ONR-230 800 North Quincy Street Arlington, Virginia 22217	1

	No. of Copies
Office of Naval Research Code ONR-434 800 North Quincy Street Arlington, VA 22217	1
Daniel H. Wagner, Associates Station Square One Paoli, PA 19301	1
Tetra Tech, Inc. 1911 Fort Meyer Dr. Suite 601 Arlington, VA 22209	1
Systems Planning and Analysis 1600 Wilson Blvd. Suite 700 Arlington, VA 22209	1
ORI, Inc. 1400 Spring St. Silver Spring, MD 20910	1
Naval Postgraduate School Monterey, Ca. 93940 Attn: R. N. Forrest, Code 55Fo A. R. Washburn, Code 55Ws R. J. Stampfel, Code 55 Library, Code 55	1 10 1 1