

AD-A082 302

ARMY ARMAMENT RESEARCH AND DEVELOPMENT COMMAND WATER--ETC F/6 19/6  
COMPARATIVE EVALUATION TEST OF THE LIGHTWEIGHT COMPANY MORTAR A--ETC(U)  
AUG 79 J J BATTAGLIA  
ARLCB-MR-79032


UNCLASSIFIED

SBIE -AD-E440 057

NL

2

APR 80



END  
DATE  
FILMED  
4-80  
PTE

*CONT*

REPORT DOCUMENTATION PAGE		READ INSTRUCTIONS BEFORE COMPLETING FORM
1. REPORT NUMBER ARLCB-MR-79032 ✓	2. GOVT ACCESSION NO.	3. RECIPIENT'S CATALOG NUMBER
4. TITLE (and Subtitle) Comparative Evaluation Test of the Lightweight Company Mortar Auxiliary Baseplate, XM8E2 Modified		5. TYPE OF REPORT & PERIOD COVERED
		6. PERFORMING ORG. REPORT NUMBER
7. AUTHOR(s)  J. J. Battaglia		8. CONTRACT OR GRANT NUMBER(s)
9. PERFORMING ORGANIZATION NAME AND ADDRESS Benet Weapons Laboratory Watervliet Arsenal, Watervliet, N.Y. 12189 DRDAR-LCB-TL		10. PROGRAM ELEMENT, PROJECT, TASK AREA & WORK UNIT NUMBERS AMCMS No. 4111.16.2050.6 PRON NO. 1A-9-29346-0 NMAE
11. CONTROLLING OFFICE NAME AND ADDRESS US Army Armament Research and Development Command Large Caliber Weapon Systems Laboratory Dover, New Jersey 07801		12. REPORT DATE August 1979
		13. NUMBER OF PAGES 17
14. MONITORING AGENCY NAME & ADDRESS (if different from Controlling Office)		15. SECURITY CLASS. (of this report)  UNCLASSIFIED
		15a. DECLASSIFICATION/DOWNGRADING SCHEDULE
16. DISTRIBUTION STATEMENT (of this Report)  Approved for public release; distribution unlimited.		
17. DISTRIBUTION STATEMENT (of the abstract entered in Block 20, if different from Report)		
18. SUPPLEMENTARY NOTES		
19. KEY WORDS (Continue on reverse side if necessary and identify by block number) Mortar Mortar Baseplate Mortar Ammunition Mortar Test Data		
20. ABSTRACT (Continue on reverse side if necessary and identify by block number) A test was conducted to evaluate a proposed design change for the Lightweight Company Mortar, XM8E2 baseplate. The mortar was test fired with the standard XM8E2 baseplate and a modified baseplate representing the design change. The performance of the modified baseplate appeared equal to that of the standard baseplate.		

TABLE OF CONTENTS

	<u>Page</u>
BACKGROUND	1
MATERIALS USED	1
DETAILS OF TEST	3
RESULTS	5
CONCLUSIONS	7
APPENDIX A - TEST PLAN	A-1
APPENDIX B - TEST DATA	B-1

FIGURES

1	XM8E2 BASEPLATES	2
2	SITE #1 LOCATIONS	4

TABLES

1	BALLISTIC DATA	3
2	BASEPLATE SEATING DATA	6

ACCESSION for		
NTIS	Wh/Is Section	<input checked="" type="checkbox"/>
DDC	Buff Section	<input type="checkbox"/>
UNANNOUNCED		<input type="checkbox"/>
JUSTIFICATION _____		
BY _____		
DISTRIBUTION/AVAILABILITY CODES		
Dist.	AVAIL.	and/or SPECIAL
A		

## BACKGROUND

The XM8E2 baseplate is an auxiliary baseplate for the 60mm, XM224E3 Light Weight Company Mortar (LWCM). This baseplate is used with the mortar for the hand held, direct lay mode of firing.

A potential contractor is willing to manufacture this baseplate provided the design is altered such that the spade or rib tip radius is changed from 1/16-inch to 1/8-inch and the rib thickness is increased by 1/8-inch. Since this contractor is willing to deliver considerably earlier than other manufacturers, his proposal warrants evaluation.

## MATERIALS USED

A standard XM8E2 baseplate, Serial No. 8, was modified to simulate the proposed design change, by forming 1/16-inch steel plate around each rib and fastening it in place with epoxy resin. A standard baseplate, Serial No. 10, was tested along side the modified one for a comparative evaluation of baseplate seating and mortar performance. Both baseplates are shown in Figure 1.

The 60mm M49A4 (M19 mortar) ammunition was fired in this test since the M720 (LWCM) ammunition is not in production. Ballistic information on the M720 and the M49A4 ammunition fired from the XM224E3 mortar (XM225E4 cannon) is listed in Table 1.




FIGURE 1. XM8E2 BASEPLATES

TABLE 1  
BALLISTIC DATA

<u>AMMUNITION</u>	<u>CHARGE</u>	<u>VELOCITY (fps)</u>	<u>PROJ WT (lbs)</u>	<u>IMPULSE (lb.sec.)</u>
M720	0	213	3.75	24.8
M720	1	413	3.75	48.0
M49A4	1	292	3.10	28.1
M49A4	2	390	3.10	37.5
M49A4	3	477	3.10	45.9
M49A4	4	551	3.10	53.0

When the XM8E2 baseplate is used with the XM225E4 cannon, the M720 ammunition at charges 3 and 4 is not permitted because of the larger impulses imparted to the baseplate. For this test, the M49A4 at charge 3 was chosen because it approximates the impulse of the M720 at charge 1.

DETAILS OF TEST

All test firings were conducted at the US Marine Corps Development and Educational Command (USMDEC), Firepower Division at Quantico, VA on 11 July 1979. Two Marine gunners, Sgts Knobel and Hawthorne, fired all the test rounds from the mortar in hand directed, trigger fire mode.

Each of the baseplates (standard and modified) experienced test firings with the tube at minimum and maximum elevations. The maximum elevation for the test was established at 1431 mils for compliance with USMDEC safety requirement specifying 500 meters as the minimum

mortar firing range. The minimum elevation was established at 1156 mils which is the minimum elevation for firing with the XM8E2 baseplate in the unbraced position. The elevations of 1156 mils and 1431 mils were initially determined with a gunner's quadrant and marked on the handle range indicator for reference during the test.

The mortar was fired from four different sites. The first 29 rounds were fired from Sites #1 and #2 where horizontal baseplate displacement and baseplate surface-to-ground distances were measured. At Sites #1 and #2, the baseplates were located adjacent to one another for firing at maximum elevation and moved rearward about one foot for firing at minimum elevation. The baseplate locations for Site #1 are illustrated in Figure 2.

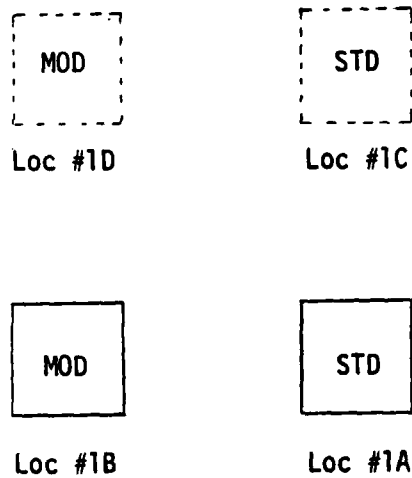


FIGURE 2. Site #1 Locations

The last 21 rounds were fired from Sites #3 and #4. Here, gunners were allowed to fire at various targets 500 to 1100 meters down range. At Sites #3 and #4 the baseplates were located adjacent to one another. At all the sites, the soil consisted of hard-packed sand. At Site #2, the soil was considerably harder packed than at the other sites because this site was in an area which was subject to pedestrian traffic.

### RESULTS

The data sheets for this 50 round test are found in Appendix B. Reduction of this data for the first 29 rounds, where horizontal and vertical displacement measurements were recorded, is given in Table 2. As expected, rearward movement was greatest at the minimum elevation. The standard baseplate moved a total distance of 1.0 inches and the modified baseplate 1.2 inches. At Site #2 where the soil was firmer, rearward movement in both cases was less than at Site #1. For each round, baseplate seating was estimated as a percentage of initial surface-to-ground distance measured prior to firing the first seating round. This percentage was calculated for measurements taken at the baseplate's rear right edge and center right edge. The average was taken to determine the final percent seating found in Table 2.

For the 21 rounds fired from Sites #3 and #4, seating occurred in three and four rounds respectively, for the standard baseplate and four and six rounds for the modified baseplate. The two Marine gunners, who were not experienced in the hand directed mode of fire, managed to have a good effect on two of the targets. The gunners experienced difficulty in actuating the trigger mechanism (possibly due to dirt in

TABLE 2.  
BASEPLATE SEATING DATA

LOC #	BASE-PLATE	ELEVATION (MILS)	SEATING RD #	HORIZONTAL DISPL (IN)		VERTICAL DISPL (IN)				% SEATED
				CUM	INCR	REAR		CENTER		
1A	STD	1431	1	0	0	1.7	1.7	1.2	1.2	63
			2	0	0	2.1	0.4	1.7	0.5	84
			3	0.3	0.3	3.0	0.9	1.8	0.1	100
1B	MOD	1431	1	0	0	1.1	1.1	0.1	0.1	40
			2	0	0	1.7	0.6	1.5	1.4	65
			3	0.1	0.1	3.0	1.3	2.1	0.6	100
1C	STD	1156	1	0.8	0.8	1.6	1.6	1.5	1.5	65
			2	1.0	0.2	2.1	0.5	2.0	0.5	88
			3	1.0	0	2.8	0.7	2.0+	+	100
1D	MOD	1156	1	0.7	0.7	0.6	0.6	0.7	0.7	25
			2	1.0	0.3	1.3	0.7	1.4	0.7	56
			3	1.2	0.2	1.8	0.5	2.1	0.7	82
			4	1.2	0	2.9	1.1	2.1+	+	100
2A	STD	1431	1	0.4	0.4	0.5	0.5	0.5	0.5	20
			2	0.4	0	0.6	0.1	0.6	0.1	24
			3	0.5	0.1	0.7	0.1	0.6	0	27
			4	0.5	0	0.8	0.1	0.6	0	29
2B	MOD	1431	1	0.1	0.1	0.4	0.4	0.7	0.7	26
			2	0.5	0.4	0.7	0.3	1.0	0.3	39
			3	0.7	0.2	1.0	0.3	1.2	0.2	50
			4	0.7	0	1.1	0.1	1.3	0.1	55
2C	STD	1156	1	0.3	0.3	0.4	0.4	0.4	0.4	17
			2	0.6	0.3	0.6	0.2	0.6	0.2	23
			3	0.6	0	0.6	0	0.6	0	26
			4	0.7	0.1	0.8	0.2	0.7	0.1	33
2D	MOD	1156	1	0.5	0.5	0.6	0.6	0.5	0.5	21
			2	0.8	0.3	0.7	0.1	0.6	0.1	26
			3	0.9	0.1	0.8	0.1	0.8	0.2	31
			4	0.9	0	1.0	0.2	0.9	0.1	37

the mechanism) which may have interfered with their concentration in engaging the targets. At the conclusion of the test, Gunners Knobel and Hawthorne both stated that from the gunner's viewpoint they noticed no difference in the two baseplates.

#### CONCLUSIONS

There is no degradation in operational effectiveness of the mortar system with the modified baseplate. Seating characteristics are very similar and gunner effectiveness is not impaired. The stability of the modified baseplate appeared equal to that of the standard baseplate. Although the test data were obtained on only one type of soil, Virginia sand, the risks in accepting the modified design are minimal.

APPENDIX A

TEST PLAN

I. AMMUNITION: 50 rounds 60mm M49A4, Charge 3.

II. FIRING MATRIX FOR SEATING MEASUREMENTS:

ELEVATION	<u>STANDARD BASEPLATE</u>		<u>MODIFIED BASEPLATE</u>	
	#1	Site #2	#1	Site #2
MAXIMUM (1431 mils)	Gunner #1 4 rds max	Gunner #1 4 rds max	Gunner #2 4 rds max	Gunner #2 4 rds max
MINIMUM (1156 mils)	Gunner #2 4 rds max	Gunner #2 4 rds max	Gunner #1 4 rds max	Gunner #1 4 rds max

III. The balance of the 50 rounds will be fired from Sites #3 and #4 at targets between 500 and 1100 meters.

APPENDIX B

TEST DATA

DATE OF TEST: 11 July 1979

WEAPON: XM224E3 Mortar, SN 21  
XM225E4 Cannon, SN 16

AMMUNITION: M49A4, B632  
Lot MA-21  
Loaded 12-74  
Charge 3

GUNNERS: #1 - Sgt Knobel, USMC  
#2 - Sgt Hawthorne, USMC

TEST RD #	SEATING RD #	BASEPLATE (STD OR MOD)	ELEVATION (MILS)	CUM HOR DISPLACEMENT (INCHES)	SURF TO GRD DISTANCE AT REAR (INCHES)	CUM VERT DISPLACEMENT AT REAR (IN)	SURF TO GRD DISTANCE AT CENTER (IN)	CUM VERT DISPLACEMENT AT CENTER (IN)	REMARKS
		STD		3.025	3.025	1.700	1.775	1.250	Site #1: Soil - hard-packed sand, baseplate at Loc #1A.
1	1	STD	1431	0	1.325	1.700	0.525	1.250	Gunner #1.
2	2	STD	1431	0	0.900	2.125	0.050	1.725	Baseplate fully seated.
3	3	STD	1431	0.30	0	3.025	0	1.775	
		MOD		3.050	3.050		2.075		Baseplate at Site #1, Loc #1B.
4	1	MOD	1431	.020	2.000	1.050	1.125	0.950	Gunner #2.
5	2	MOD	1431	.020	1.325	1.725	0.550	1.525	Baseplate fully seated.
6	3	MOD	1431	.070	0.025	3.025	0	2.075	
		STD		2.750	2.750		2.050		Baseplate at Site #1, Loc #1C.
7	1	STD	1156	0.825	1.125	1.625	0.575	1.475	Gunner #1.
8	2	STD	1156	0.950	0.650	2.100	0	2.050	Baseplate fully seated.
9	3	STD	1156	0.950	0	2.750	0	2.050	
		MOD		2.850	2.850		2.100		Baseplate at Site #1, Loc #1D.
10	1	MOD	1156	0.675	2.300	0.550	1.425	0.675	Gunner #2.
11	2	MOD	1156	1.025	1.525	1.325	0.725	1.375	Baseplate almost seated.
12	3	MOD	1156	1.175	1.025	1.825	0	2.100	Baseplate fully seated.
13	4	MOD	1156	1.200	0	2.850	0	2.100	

TEST RD #	SEATING RD #	BASEPLATE (STD OR MOD)	ELEVATION (MILS)	CUM HOR DISPLACEMENT (INCHES)	SURF TO GRD DISTANCE AT REAR (INCHES)	CUM VERT DISPLACEMENT AT REAR (IN)	SURF TO GRD DISTANCE AT CENTER (IN)	CUM VERT DISPLACEMENT AT CENTER (IN)	REMARKS
		STD			3.225	0.475	2.025	0.525	Site #2: Soil - very hard-packed sand silt mix, baseplate at Loc #2A. Gunner #2 - Air bubble problem in handle range indicator.
14	1	STD	1431	0.450	2.750	0.475	1.500	0.525	
15	2	STD	1431	0.450	2.675	0.550	1.400	0.625	
16	3	STD	1431	0.475	2.525	0.700	1.375	0.650	
17	4	STD	1431	0.475	2.400	0.825	1.375	0.650	
		MOD			2.550		1.975		Baseplate at Site #2, Loc #2B. Gunner #1.
18	1	MOD	1431	0.125	2.100	0.450	1.300	0.675	
19	2	MOD	1431	0.525	1.825	0.725	1.000	0.975	
20	3	MOD	1431	0.725	1.550	1.000	0.775	1.200	
21	4	MOD	1431	0.725	1.450	1.100	0.650	1.325	
		STD			2.925		1.975		Baseplate at Site #2, Loc #2C. Gunner #2.
22	1	STD	1156	0.325	2.475	0.450	1.600	0.375	
23	2	STD	1156	0.550	2.375	0.550	1.425	0.550	
24	3	STD	1156	0.575	2.300	0.625	1.375	0.600	
25	4	STD	1156	0.675	2.075	0.850	1.250	0.725	

TEST RD #	SEATING RD #	BASEPLATE (STD OR MOD)	ELEVATION (MILS)	CUM HOR DISPLACEMENT (INCHES)	SURF TO GRD DISTANCE AT REAR (INCHES)	CUM VERT DISPLACEMENT AT REAR (IN)	SURF TO GRD DISTANCE AT CENTER (IN)	CUM VERT DISPLACEMENT AT CENTER (IN)	REMARKS
		MOD		3.100			2.075		Baseplate at Site #2, Loc #2D.
26	1	MOD	1156	0.500	2.550	0.550	1.575	0.500	Gunner #1.
27	2	MOD	1156	0.750	2.450	0.650	1.450	0.625	
28	3	MOD	1156	0.875	2.350	0.750	1.300	0.775	
29	4	MOD	1156	0.925	2.150	0.950	1.175	0.900	
30	1	STD		-	-	-	-	-	Target shooting. Site #3: Soil - hard-packed sand, baseplate at Loc #3A, target at 750M.
31	2	STD		-	-	-	-	-	
32	3	STD		-	-	-	-	-	Baseplate fully seated.
33	4	STD		-	-	-	-	-	
34	5	STD		-	-	-	-	-	
35	1	MOD		-	-	-	-	-	Baseplate at Site #3, Loc #3B. Gunner #2. target at 1000M.
36	2	MOD		-	-	-	-	-	
37	3	MOD		-	-	-	-	-	Almost seated.
38	4	MOD		-	-	-	-	-	Baseplate fully seated.
39	5	MOD		-	-	-	-	-	

TEST RD #	SEATING RD #	BASEPLATE (STD OR MOD)	ELEVATION (MILS)	CUM HOR DISPLACEMENT (INCHES)	SURF TO GRD DISTANCE AT REAR (INCHES)	CUM VERT DISPLACEMENT AT REAR (IN)	SURF TO GRD DISTANCE AT CENTER (IN)	CUM VERT DISPLACEMENT AT CENTER (IN)	REMARKS
40	1	MOD		.	.	.	.	.	<p>Site #4: Soil - hard-packed sand, baseplate at Loc #4A, Gunner #2, target at 1100M. Gunner had difficulty firing because of problems with trigger mechanism.  Gunner #1.  Gunner #2.  Gunner #1, almost seated.  Good effect on target.  Baseplate 100% seated.</p> <p>Baseplate at Site #4, Loc #4B, target at 750M, Gunner #2.</p> <p>Direct hit: Baseplate 50% seated.  New target at 1000M, baseplate almost seated.  Baseplate fully seated.</p> <p>NOTE: After Rd #40, problems with the trigger mechanism continued. The trigger had to be squeezed, released, and squeezed again in order to fire. After Rd #50 and a few dry pulls, it would not work at all.</p>
41	2	MOD		.	.	.	.	.	
42	3	MOD		.	.	.	.	.	
43	4	MOD		.	.	.	.	.	
44	5	MOD		.	.	.	.	.	
45	6	MOD		.	.	.	.	.	
46	1	STD		.	.	.	.	.	
47	2	STD		.	.	.	.	.	
48	3	STD		.	.	.	.	.	
49	4	STD		.	.	.	.	.	
50	5	STD		.	.	.	.	.	

WATERVLIET ARSENAL INTERNAL DISTRIBUTION LIST

	<u>NO. OF COPIES</u>
COMMANDER	1
DIRECTOR, BENET WEAPONS LABORATORY	1
CHIEF, DEVELOPMENT ENGINEERING BRANCH	1
ATTN: DRDAR-LCB-DA	1
-DM	1
-DP	1
-DR	1
-DS	1
-DC	1
CHIEF, ENGINEERING SUPPORT BRANCH	1
CHIEF, RESEARCH BRANCH	2
ATTN: DRDAR-LCB-RA	1
-RC	1
-RM	1
-RP	1
TECHNICAL LIBRARY	5
TECHNICAL PUBLICATIONS & EDITING UNIT	2
DIRECTOR, OPERATIONS DIRECTORATE	1
DIRECTOR, PROCUREMENT DIRECTORATE	1
DIRECTOR, PRODUCT ASSURANCE DIRECTORATE	1

NOTE: PLEASE NOTIFY DIRECTOR, BENET WEAPONS LABORATORY, ATTN:  
DRDAR-LCB-TL, OF ANY REQUIRED CHANGES.

EXTERNAL DISTRIBUTION LIST (CONT)

	<u>NO. OF COPIES</u>		<u>NO. OF COPIES</u>
COMMANDER US ARMY RESEARCH OFFICE P.O. BOX 1211 RESEARCH TRIANGLE PARK, NC 27709	1	COMMANDER DEFENSE DOCU CEN ATTN: DDC-TCA CAMERON STATION ALEXANDRIA, VA 22314	12
COMMANDER US ARMY HARRY DIAMOND LAB ATTN: TECH LIB 2800 POWDER MILL ROAD ADELPHIA, MD 20783	1	METALS & CERAMICS INFO CEN BATTELLE COLUMBUS LAB 505 KING AVE COLUMBUS, OHIO 43201	1
DIRECTOR US ARMY INDUSTRIAL BASE ENG ACT ATTN: DRXPE-MT ROCK ISLAND, IL 61201	1	MPDC 13919 W. BAY SHORE DR. TRAVERSE CITY, MI 49684	1
CHIEF, MATERIALS BRANCH US ARMY R&S GROUP, EUR BOX 65, FPO N.Y. 09510	1	MATERIEL SYSTEMS ANALYSIS ACTV ATTN: DRXSY-MP ABERDEEN PROVING GROUND MARYLAND 21005	1
COMMANDER NAVAL SURFACE WEAPONS CEN ATTN: CHIEF, MAT SCIENCE DIV DAHLGREN, VA 22448	1		
DIRECTOR US NAVAL RESEARCH LAB ATTN: DIR, MECH DIV CODE 26-27 (DOC LIB) WASHINGTON, D.C. 20375	1 1		
NASA SCIENTIFIC & TECH INFO FAC P.O. BOX 8757, ATTN: ACQ ER BALTIMORE/WASHINGTON INTL AIRPORT MARYLAND 21240	1		

NOTE: PLEASE NOTIFY COMMANDER, ARRADCOM, ATTN: BENET WEAPONS LABORATORY,  
 DRDAR-ICB-TL, WATERVLIET ARSENAL, WATERVLIET, N.Y. 12189, OF ANY  
 REQUIRED CHANGES.

EXTERNAL DISTRIBUTION LIST

	<u>NO. OF COPIES</u>	<u>NO. OF COPIES</u>
ASST SEC OF THE ARMY RESEARCH & DEVELOPMENT ATTN: DEP FOR SCI & TECH THE PENTAGON WASHINGTON, D.C. 20315	1	COMMANDER US ARMY TANK-AUTMV R&D COMD ATTN: TECH LIB - DRDTA-JL MAT LAB - DRDTA-RK WARREN, MICHIGAN 48090 1 1
COMMANDER US ARMY MAT DEV & READ. COMD ATTN: DRCDE 5001 EISENHOWER AVE ALEXANDRIA, VA 22333	1	COMMANDER US MILITARY ACADEMY ATTN: CHMN, MECH ENGR DEPT WEST POINT, NY 10996 1
COMMANDER US ARMY ARRADCOM ATTN: DRDAR-TSS DRDAR-LCA (PLASTICS TECH EVAL CEN) DOVER, NJ 07801	2 1	COMMANDER REDSTONE ARSENAL ATTN: DRSMI-RB DRSMI-RRS DRSMI-RSM ALABAMA 35809 2 1 1
COMMANDER US ARMY ARRCOM ATTN: DRSAR-LEP-L ROCK ISLAND ARSENAL ROCK ISLAND, IL 61299	1	COMMANDER ROCK ISLAND ARSENAL ATTN: SARRI-ENM (MAT SCI DIV) ROCK ISLAND, IL 61202 1
DIRECTOR US ARMY BALLISTIC RESEARCH LABORATORY ATTN: DRDAR-TSB-S (STINFO) ABERDEEN PROVING GROUND, MD 21005	1	COMMANDER HQ, US ARMY AVN SCH ATTN: OFC OF THE LIBRARIAN FT RUCKER, ALABAMA 36362 1
COMMANDER US ARMY ELECTRONICS COMD ATTN: TECH LIB FT MONMOUTH, NJ 07703	1	COMMANDER US ARMY FCN SCIENCE & TECH CEN ATTN: DRIST-SD 220 7TH STREET, N.E. CHARLOTTESVILLE, VA 22901 1
COMMANDER US ARMY MOBILITY EQUIP R&D COMD ATTN: TECH LIB FT BELVOIR, VA 22060	1	COMMANDER US ARMY MATERIALS & MECHANICS RESEARCH CENTER ATTN: TECH LIB -DRXMR-PL WATERTOWN, MASS 02172 2

NOTE: PLEASE NOTIFY COMMANDER, ARRADCOM, ATTN: BENET WEAPONS LABORATORY, DRDAR-LCB-TL, WATERVLIET ARSENAL, WATERVLIET, N.Y. 12189, OF ANY REQUIRED CHANGES.

AD-A082 302

ARMY ARMAMENT RESEARCH AND DEVELOPMENT COMMAND WATER--ETC F/6 19/6  
COMPARATIVE EVALUATION TEST OF THE LIGHTWEIGHT COMPANY MORTAR A--ETC(U)  
AUG 79 J J BATTAGLIA  
ARLCB-MR-79032

UNCLASSIFIED

SBIE -AD-E440 057

NL

2 OF 2  
SUBJ DOC

SUPPLEMENTARY  
INFORMATION

[REDACTED]

END  
DATE  
FILMED  
10-80  
DTIC

**SUPPLEMENTARY**

**INFORMATION**

AD-A082302

**ERRATA SHEET**  
**(Change Notice) 28 Feb 1980**

**C1 TO: MEMORANDUM REPORT ARLCB-MR-79032**

**COMPARATIVE EVALUATION TEST OF THE  
LIGHTWEIGHT COMPANY MORTAR AUXILIARY  
BASEPLATE, XM8E2, MODIFIED**

by

**J. J. Battaglia**

**Make the following (pen and ink) changes in  
the above publication:**

- (1) Change title on cover to read XM8E2 instead  
of XME2.**
- (2) Change Block No. 4, on DD Form 1473 to read  
XM8E2 instead of XM82E2.**

**US ARMY ARMAMENT RESEARCH AND DEVELOPMENT COMMAND**  
**LARGE CALIBER WEAPON SYSTEM LABORATORY**  
**BENET WEAPONS LABORATORY**  
**WATERVLIET, N. Y. 12189**