

AD-A092 b19

FOREIGN TECHNOLOGY DIV WRIGHT-PATTERSON AFB OH

F/G 13/8

POWERFUL HYDRAULIC STAMPING PRESS WITH A PLATE-AND-FRAME HOUSIN--ETC(U)

NOV 80 A S ANDREYEV, M L BEKKER, M I BUDMAN

FTD-ID(RS)T-1454-80

NL

UNCLASSIFIED

1 of 1  
AD-A092 b19



END  
DATE  
FILMED  
1-81  
DTIC

2  
SC


FOREIGN TECHNOLOGY DIVISION



POWERFUL HYDRAULIC STAMPING PRESS WITH A PLATE-AND-FRAME HOUSING CONSISTING OF INDIVIDUAL PLATES

by

A. S. Andreyev, M. L. Bekker, et al.



DTIC  
SELECTE  
DEC 12 1980  
E

Approved for public release;  
distribution unlimited.



AD A092819

DDG FILE COPY

80 12 11 079

1.9

# EDITED TRANSLATION

① FTD-ID(RS)T-1454-80 ② 14 November 1980

MICROFICHE NR: FTD-80-C-001128

③ POWERFUL HYDRAULIC STAMPING PRESS WITH A  
~~PLATE-AND-FRAME HOUSING~~ CONSISTING OF  
 INDIVIDUAL PLATES.

By ④ A. S. /Andreyev, M. L. /Bekker, et al. M. I. /Kudman  
 G. M. /Bonyak L. D. /Vznuzdajev

English pages: 6

⑤ Edited Trans of

Source: USSR Patent No. 129486, 6 August 1959,  
 pp. 1-4

Country of origin: (USSR) 129486 p1-4, 6 Aug 59, by

Translated by: Carol S. Nack

Requester: FTD/TQIA

Approved for public release; distribution  
 unlimited.

<p>THIS TRANSLATION IS A RENDITION OF THE ORIGINAL FOREIGN TEXT WITHOUT ANY ANALYTICAL OR EDITORIAL COMMENT. STATEMENTS OR THEORIES ADVOCATED OR IMPLIED ARE THOSE OF THE SOURCE AND DO NOT NECESSARILY REFLECT THE POSITION OR OPINION OF THE FOREIGN TECHNOLOGY DIVISION.</p>	<p>PREPARED BY:                  TRANSLATION DIVISION                  FOREIGN TECHNOLOGY DIVISION                  WP-afb, OHIO.</p>
---	---

141600

sk

U. S. BOARD ON GEOGRAPHIC NAMES TRANSLITERATION SYSTEM

Block	Italic	Transliteration	Block	Italic	Transliteration
А а	<i>А а</i>	A, a	Р р	<i>Р р</i>	R, r
Б б	<i>Б б</i>	B, b	С с	<i>С с</i>	S, s
В в	<i>В в</i>	V, v	Т т	<i>Т т</i>	T, t
Г г	<i>Г г</i>	G, g	У у	<i>У у</i>	U, u
Д д	<i>Д д</i>	D, d	Ф ф	<i>Ф ф</i>	F, f
Е е	<i>Е е</i>	Ye, ye; E, e*	Х х	<i>Х х</i>	Kh, kh
Ж ж	<i>Ж ж</i>	Zh, zh	Ц ц	<i>Ц ц</i>	Ts, ts
З з	<i>З з</i>	Z, z	Ч ч	<i>Ч ч</i>	Ch, ch
И и	<i>И и</i>	I, i	Ш ш	<i>Ш ш</i>	Sh, sh
Й й	<i>Й й</i>	Y, y	Щ щ	<i>Щ щ</i>	Shch, s <sup>h</sup> ch
К к	<i>К к</i>	K, k	Ъ ъ	<i>Ъ ъ</i>	"
Л л	<i>Л л</i>	L, l	Ы ы	<i>Ы ы</i>	Y, y
М м	<i>М м</i>	M, m	Ь ь	<i>Ь ь</i>	'
Н н	<i>Н н</i>	N, n	Э э	<i>Э э</i>	E, e
О о	<i>О о</i>	O, o	Ю ю	<i>Ю ю</i>	Yu, yu
П п	<i>П п</i>	P, p	Я я	<i>Я я</i>	Ya, ya

\*ye initially, after vowels, and after ь, ь; e elsewhere.  
When written as ë in Russian, transliterate as yë or ë.

RUSSIAN AND ENGLISH TRIGONOMETRIC FUNCTIONS

Russian	English	Russian	English	Russian	English
sin	sin	sh	sinh	arc sh	sinh <sup>-1</sup>
cos	cos	ch	cosh	arc ch	cosh <sup>-1</sup>
tg	tan	th	tanh	arc th	tanh <sup>-1</sup>
ctg	cot	cth	coth	arc cth	coth <sup>-1</sup>
sec	sec	sch	sech	arc sch	sech <sup>-1</sup>
cosec	csc	csch	csch	arc csch	csch <sup>-1</sup>

Russian      English

rot      curl  
lg      log

1454

POWERFUL HYDRAULIC STAMPING PRESS WITH A PLATE-AND-FRAME HOUSING  
CONSISTING OF INDIVIDUAL PLATES

A. S. Andreyev, M. L. Bekker, M. I. Budman, G. M. Buryak, L. D.  
Vznuzdayev, G. L. Vinnik, L. D. Gcl'man, S. S. Grzhibovskiy, P. I.  
Kaganovskiy, Yu. N. Karzov, M. N. Kiselev, I. V. Kudryavtsev, M. D.  
Laptev, V. V. Levchenko, P. A. Mezhev, V. A. Novoselov, I. S.  
Pobedin, A. I. Rabinovich, B. V. Rozanov, S. B. Ryslavskiy, N. V.  
Frolov, B. A. Morozov

Claimed on 6 August 1959 under No. 635809/25 in the Committee on  
Inventions and Discoveries of the Council of Ministers USSR

Published in "Patent Bulletin" No. 12, 1960

Accession For	
NTIS GRA&I	<input checked="" type="checkbox"/>
DDC TAB	<input type="checkbox"/>
Unannounced	<input type="checkbox"/>
Justification	<input type="checkbox"/>
By _____	
Distribution/	
Availability Codes	
Dist	Avail and/or special
A	

The production of large articles, aircraft parts, in particular, requires pressing equipment with great forces which cannot be provided by the known presses because of the insufficient strength of their frames.

The distinguishing feature of the described powerful hydraulic stamping press with a plate-and-frame housing consisting of individual plates involves the use of two shafts and two sets of cylindrical wedges for fastening the plates in the corners of the plate-and frame housing. Together, these shafts and wedges form a prestressed angular joint which prevents the plates from moving relative to each other when the press is operating. A hydraulic support on the base of the middle frame of the housing is also used.

Figure 1 shows an overall view of the press, and Fig. 2 - the assembly for attaching the plates in the corner of the plate-and-frame housing.

Fig. 1.

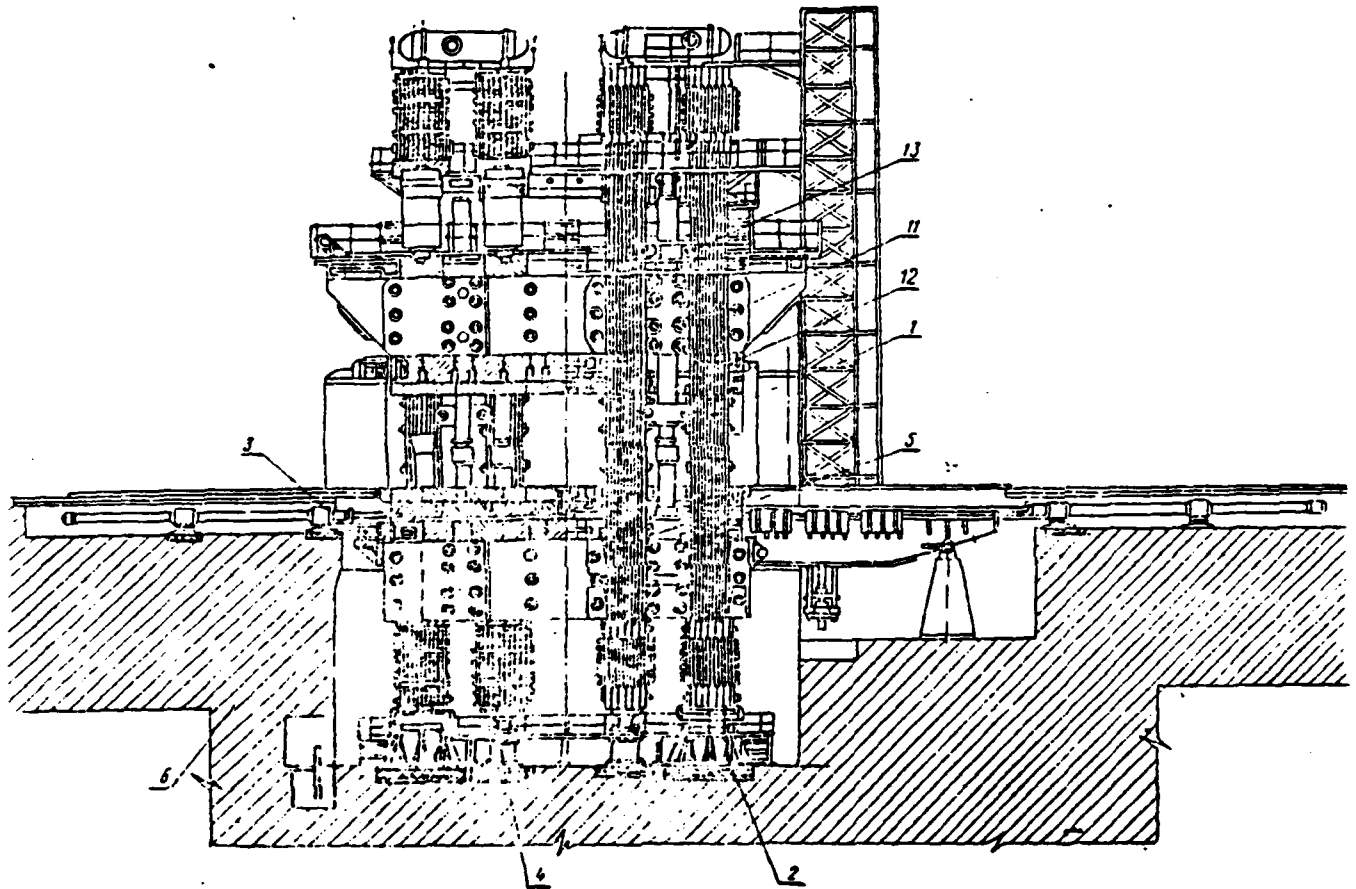
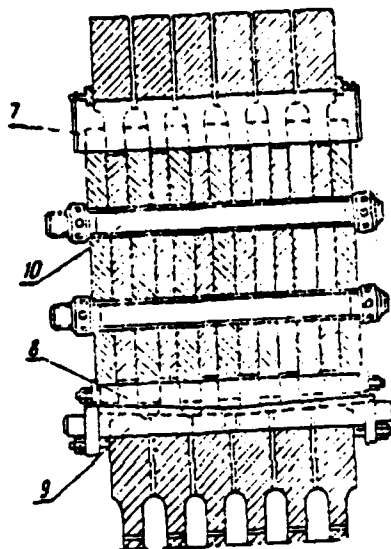


Fig. 2.



Four frames 1 assembled from rolled plates are used as the load-bearing elements of the press housing. The press is installed on base supports 2 by the four corners of the outer frames. Since the lower cross-bar 3 bends when stamping short parts, hydraulic supports 4 of the middle frames 5 of the housing on base 6 are used.

Four cylindrical shafts are installed in each of the corners of the frames which receive the main loads. Of these four shafts, two 7 (Fig. 2) are one-piece, while two consist of two pairs of cylindrical wedges 8 and 9.

The use of cylindrical wedges makes it possible to obtain a

prestressed corner joint which prevents the plates of the frame from moving relative to each other when the press is operating. Besides the cylindrical shafts which receive the loads and which are directed parallel to the planes of the plates, the corner joints are braced in the transverse direction by bolts 10.

The moving cross-bar 11 (Fig. 1), which consists of rolled plates, has four guide columns 12 which are rigidly attached to it. The ends of these columns fit into the guides 13 attached to the vertical braces of the load-bearing frame.

In order to level the moving cross-bar of the press during eccentric loading, the press control system has a mechanism (not shown in the figures) which activates valves which feed corner working cylinders when the moving crosspiece bends. This reduces the load on the end of the cross-bar opposite to the eccentricity.

The powerful hydraulic stamping press can be used to manufacture the large and monolithic parts made of light alloys used in heavy aircraft structures.

Subject of Invention

1. A powerful hydraulic stamping press with a plate-and-frame housing consisting of individual plates and which uses a device for leveling the moving crcss-bar under eccentric loads. It is different because in order to increase the strength of the press, two shafts and two sets of cylindrical wedges are used to attach the plates to the corners of the plate-and-frame housing. Together, these shafts and wedges form a prestressed corraer joint which prevents the plates from moving relative to each other when the press is working.

2. A press as in §1, which is different because a hydraulic support on the base of the middle frame of the housing is used to compensate for the elastic deformations of the lower crosspiece.

End-1454

END

DATE  
FILMED

1-81

DTIC