ASL-TR-0066

AD A094817

LEVEL

AD

Reports Control Symbol

OSD-1366

BATTLEFIELD DUST AND ATMOSPHERIC CHARACTERIZATION MEASUREMENTS DURING WEST GERMAN SUMMERTIME CONDITIONS IN SUPPORT OF GRAFENWÖHR TESTS

SEPTEMBER 1980

DTIC ELECTE FEB 10 1981 C

JAMES D. LINDBERG
RADON B. LOVELAND
MELVIN HEAPS
JAMES B. GILLESPIE
ANDREW F. LEWIS

Approved for public release; distribution unlimited

DDC FILE COPY

US Army Electronics Research and Development Command
ATMOSPHERIC SCIENCES LABORATORY
White Sands Missile Range, NM 88002

81 2 09

NOTICES

Disclaimers

The findings in this report are not to be construed as an official Department of the Army position, unless so designated by other authorized documents.

The citation of trade names and names of manufacturers in this report is not to be construed as official Government indorsement or approval of commercial products or services referenced herein.

Disposition

Destroy this report when it is no longer needed. Do not return it to the originator.

SECURITY CLASSIFICATION OF THIS PAGE (When Data Entered)

REPORT DOCUMENTATION PAGE		READ INSTRUCTIONS BEFORE COMPLETING FORM
1. REPORT NUMBER ASL-TR-0066	2. GOVT ACCESSION NO. AD-A094817	3. RECIPIENT'S CATALOG NUMBER
4. TITLE (and Subtitle) BATTLEFIELD DUST AND ATMOSPHERIC CHARACTERIZATION MEASUREMENTS DURING WEST GERMAN SUMMERTIME CONDITIONS IN SUPPORT OF GRAFENWÖHR TESTS		5. TYPE OF REPORT & PERIOD COVERED R&D Technical Report 6. PERFORMING ORG. REPORT NUMBER
7. AUTHOR(s) James D. Lindberg, Radon B. Loveland, Melvin Heaps, James B. Gillespie, and Andrew F. Lewis		8. CONTRACT OR GRANT NUMBER(s)
9. PERFORMING ORGANIZATION NAME AND ADDRESS Atmospheric Sciences Laboratory White Sands Missile Range, NM 88002		10. PROGRAM ELEMENT, PROJECT, TASK AREA & WORK UNIT NUMBERS DA Task No. 1L162111AH71/C
11. CONTROLLING OFFICE NAME AND ADDRESS US Army Electronics Research and Development Command Adelphi, MD 20783		12. REPORT DATE September 1980 13. NUMBER OF PAGES 84
14. MONITORING AGENCY NAME & ADDRESS(if different from Controlling Office)		15. SECURITY CLASS. (of this report) UNCLASSIFIED 15a. DECLASSIFICATION/DOWNGRADING SCHEDULE

16. DISTRIBUTION STATEMENT (of this Report)

Approved for public release; distribution unlimited.

17. DISTRIBUTION STATEMENT (of the abstract entered in Block 20, if different from Report)

18. SUPPLEMENTARY NOTES

19 KEY WORDS (Continue on reverse side if necessary and identify by block number)

Battlefield dust
Particulate size distributions

20. ABSTRACT (Continue on reverse side if necessary and identify by block number)

This report describes the results of an attempt to characterize the aerosol generated by 155 mm artillery projectile explosions by directly instrumenting the expected impact area. Cascade impactors, filter samplers and a particulate spectrometer were used to determine particulate composition and size distribution. From the resulting data which are presented here, calculation of mass loading and visible and infrared wavelength extinction were made and are included. These results are unique in that they show the effect of projectile explosions just a few feet away from the instrumentation

DD FORM 1 JAN 73 1473 EDITION OF 1 NOV 65 IS OBSOLETE

SECURITY CLASSIFICATION OF THIS PAGE (When Data Entered)

20. ABSTRACT (cont)

with a time resolution of 1 second. Mass loadings as high as 2 gm/m were detected; ext nction was not significantly wavelength dependent. The conclusion was that one can, as a practical matter, directly instrument the impact area during artillery barrage firings with an acceptable, though not triviai, risk to equipment. The test was conducted at an artillery training area near Grafenwöhr, Germany, in June 1979. A description of the meteorological situation is included.

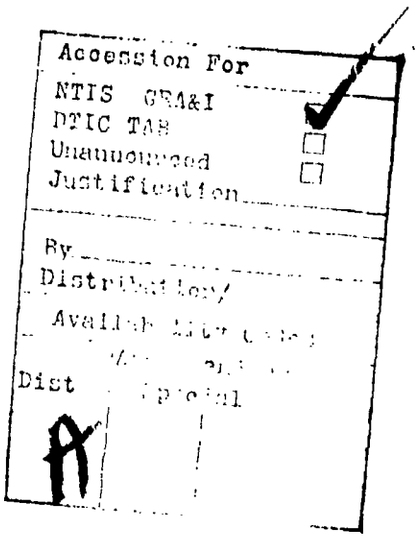

CONTENTS

INTRODUCTION..... 5

METEOROLOGICAL MEASUREMENTS..... 5

Brief Overview..... 5

Data Available for Further Weather Analysis..... 13

On-Site Meteorological Observations..... 13

ANDERSEN SAMPLER AND MEMBRANE FILTER RESULTS..... 18

Background..... 22

Test Conditions and Procedures..... 24

Results..... 25

Remarks..... 26

PARTICULATE SPECTROMETER MEASUREMENTS..... 26

CONCLUSIONS AND RECOMMENDATIONS..... 35

APPENDIX. SAMPLE SPECTRA AND CALCULATED RESULTS..... 37

INTRODUCTION

During June 1979 near Grafenwöhr, West Germany, the Night Vision and Electro-Optical Laboratory conducted a series of tests (known as "GRAF-II-Summer") to evaluate the performance of certain electro-optical devices in simulated European summertime battlefield conditions. This test involved visible, infrared (IR), and millimeter wave propagation along paths through an impact area into which large numbers of 155-mm high explosive (HE) and white phosphorous (WP) smoke projectiles were delivered by combat operational artillery units. Statically detonated rounds of both types were also included so that the effects produced by single explosions at known locations could also be observed.

The Atmospheric Sciences Laboratory (ASL) provided supporting meteorological measurements for this test and obtained particle distribution and composition information for the explosion generated dust clouds. The latter measurement imposed some serious problems on the test design since it called for installation of a particulate spectrometer and sampling equipment directly in the artillery impact area. Operational requirements imposed by the test circumstances precluded the use of airborne payloads, instrument control, or data transfer by telemetry or hard line and restricted access to the site to a period of about 1 h each day. Nevertheless, some useful and undoubtedly unique results were obtained. This report is documentation of the meteorological and aerosol characterization work that was done by the ASL.

METEOROLOGICAL MEASUREMENTS

This section relates the synoptic scale meteorology to the actual weather conditions which were observed during the GRAF-II-Summer testing period of 18 through 29 June 1979. The objective is to provide a basis for extending the observed test results to other situations where similar climatological patterns or weather conditions exist. This section is divided into three parts. The first part describes the general climatology and physical setting of the area and gives a brief day-by-day overview of the synoptic patterns which affected this area during the test period. The second part describes the additional weather data which were gathered and are available for further analysis. The third part details the on-site meteorological measurements made during the actual testing periods and gives the locally determined (Pasquill) stability categories for use in estimates and calculations of smoke and dust cloud dispersion.

Brief Overview

The Grafenwöhr test range lies in Southeastern Germany (49°43' N, 11°55' E) approximately 40 km west of the Czechoslovakian border. The area consists of gently rolling hills, partially forested and partially farmland, with elevations between 400 and 500 m and occasional ridges or high points rising to 500 to 600 m. The area lies just to the Danube side of the dividing line between the Danube and Main river basins. The Alps are approximately 200 km

PRECEDING PAGE BLANK-NOT FILMED

to the south, with no major mountains to the west or north; to the east the land rises to the Boehmerwald along the Czechoslovkian border with peak elevations of approximately 1000 m.

The weather during this early summer period is generally influenced by periodic high pressure cells moving across Europe and producing light and variable winds at the surface; more often a strengthening and an expanding of the Azores High produce a general wind flow from the northwest-southwest quadrant. Precipitation during these periods results mainly from thermally induced rainshowers and thundershowers in the afternoons and evenings. Interspersing the periods of high pressure are periods when low pressure cells, usually originating in the North Atlantic, move across northern Europe or Scandinavia. Frontal activity this time of year is only weak to moderate; precipitation usually accompanies "frontal" passage with winds shifting to a more northerly direction. Occasionally low pressure areas will form over France and move across Germany along the Alpen Forelands and the Danube River basin. Precipitation from these systems can be quite variable.

The weather the few days preceding the beginning of the testing period (Monday, 18 June 1979) was dominated by a large, reasonably well organized low pressure system which passed through northern Europe during the weekend of 16 to 17 June. The week began with cloud covered skies and very cool temperatures. High pressure moving in from the west on Tuesday brought clearing skies and warmer, drier air through Thursday. With the clearer skies, there were also patchy areas of radiation fog Wednesday, Thursday, and Friday mornings (20, 21, and 22 June). High pressure weakened during the week, but an approaching low pressure system on Thursday also weakened as it moved west to east across the continent Friday and brought no change in the weather to the southern German area. Returning high pressure gave fair weather for the weekend.

The second week of testing (25 to 29 June 1979) began with the weather being influenced by a rather broad low pressure system over the North Sea. Passage of the "front" triggered rainshowers very early Monday morning. Tuesday brought clearing skies and some patchy radiation fog Wednesday morning. A rather small, localized low pressure system formed over France passed over the Grafenwöhr area Wednesday and produced rapid cloud buildup Wednesday evening and 12 hours of rain Wednesday night through Thursday morning. Clearing skies Thursday set the stage for very extensive radiation ground fog Friday morning, 29 June 1979.

Table 1 gives a brief overview of the general weather conditions for the 2-week period. Figures 1 through 10 provide the synoptic surface pressure patterns for the Monday through Friday, 18 through 22 and 25 through 29 June periods.

TABLE 1. OVERVIEW OF WEATHER
GRAF-II-SUMMER
JUNE 1979

MONDAY	TUESDAY	WEDNESDAY	THURSDAY	FRIDAY
18	19	20	21	22
Continuous cloud cover all day, stratocumulus and altostratus. Wind from the N, steady Temperatures 10° to 14° C	Continuous stratocumulus cloud cover morning, breaking up by evening Winds from the N, variable, air drier Temperatures 11° to 20° C	Light and patchy morning fog Skies generally clear with afternoon cumulus buildup, then clearing evening Wind from E, light and variable Temperatures 10° to 25° C	Light and patchy morning fog, otherwise extremely clear skies Normal afternoon fair-weather cumulus Winds calm to light and variable Temperatures 10° to 25° C	Light and patchy morning fog, clear skies Normal afternoon fair-weather cumulus Winds calm to light and variable Temperatures 10° to 26° C
25	26	27	28	29
Rain showers from midnight to 03:00 Stratocumulus and altostratus clearing during day Winds light from the W Temperatures 15° to 21° C	General light ground fog in the morning Partly cloudy skies with afternoon cumulus buildup, clearing towards evening Winds light and variable Temperatures 11° to 25° C	Patchy morning ground fog, otherwise clear skies Normal fair weather cumulus buildup during afternoon Winds light and variable Temperatures 11° to 26° C Sudden increase in cloud cover 19:00 Rain beginning 20:00 and continuing through the night	Rain continuing until about 08:00 Gradual clearing during the day, clear by evening Winds variable Temperatures 16° to 20° C	Very heavy morning ground fog Skies partly cloudy, cumulus, during day Winds light with increasing westerly component Temperatures 10° to 20° C

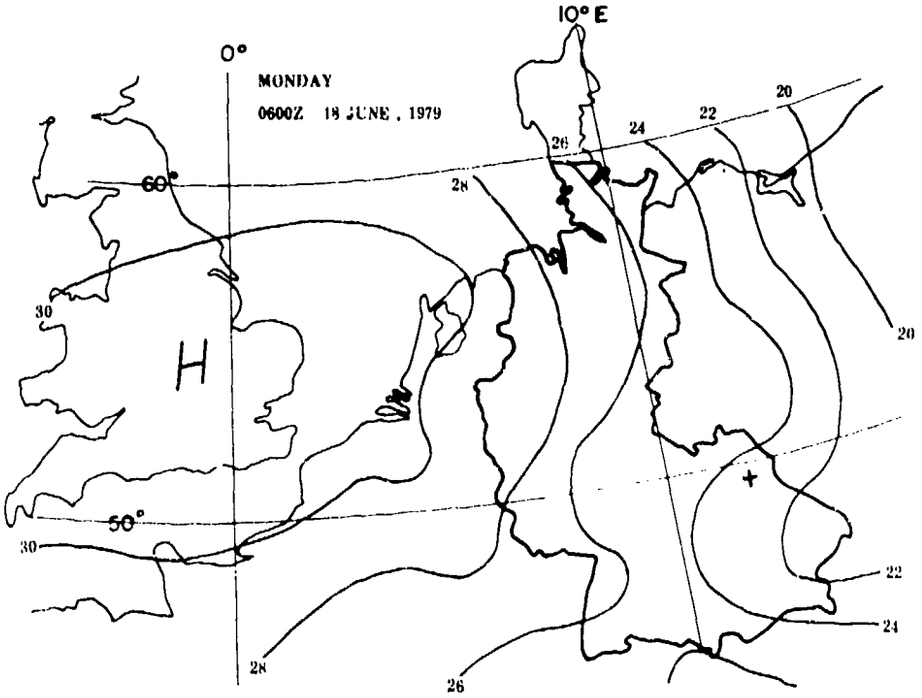

Figure 1. Synoptic scale weather map for 18 June 1979. Figures 1 through 10 show maps for the periods of Monday-Friday, 18-22 June and 25-29 June 1979, respectively. The pressure isobars in millibars are shown; only the last two digits are given (i.e., 1028 mbar becomes 28). The Federal Republic of Germany is outlined on the map and the Grafenwöhr test area is indicated by a "+" in the lower right-hand section.

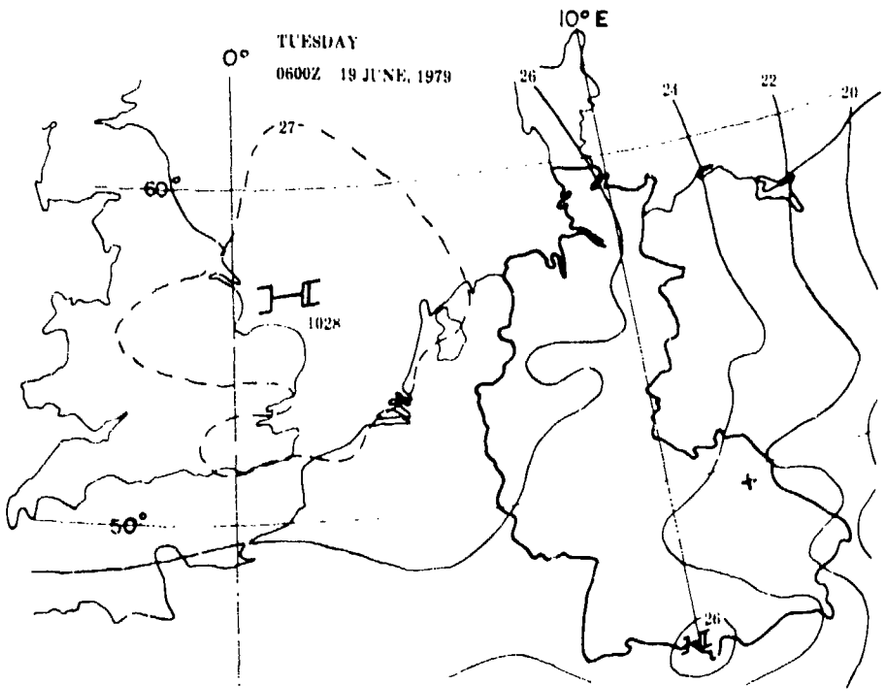

Figure 2. Synoptic scale weather map for 19 June 1979.

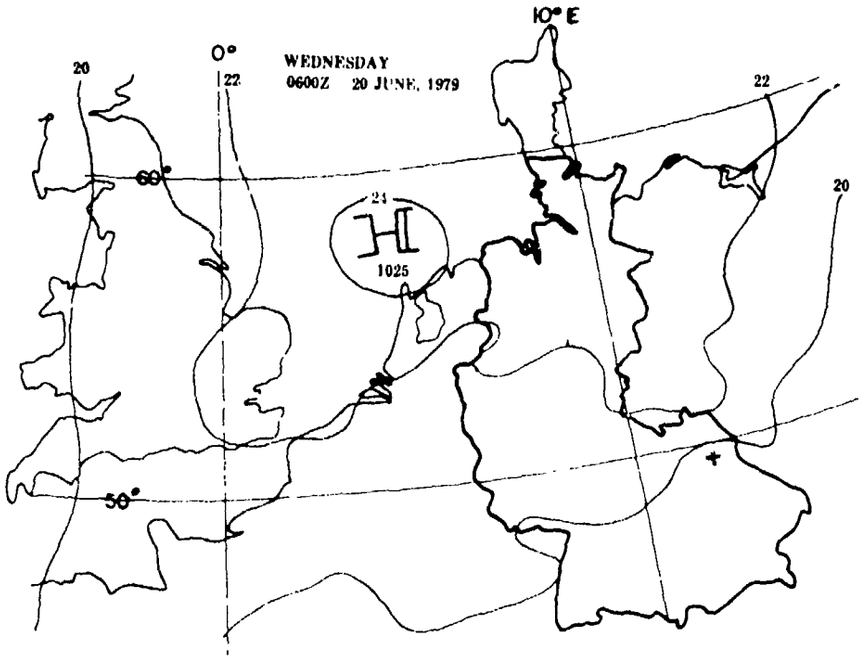

Figure 3. Synoptic scale weather map for 20 June 1979.

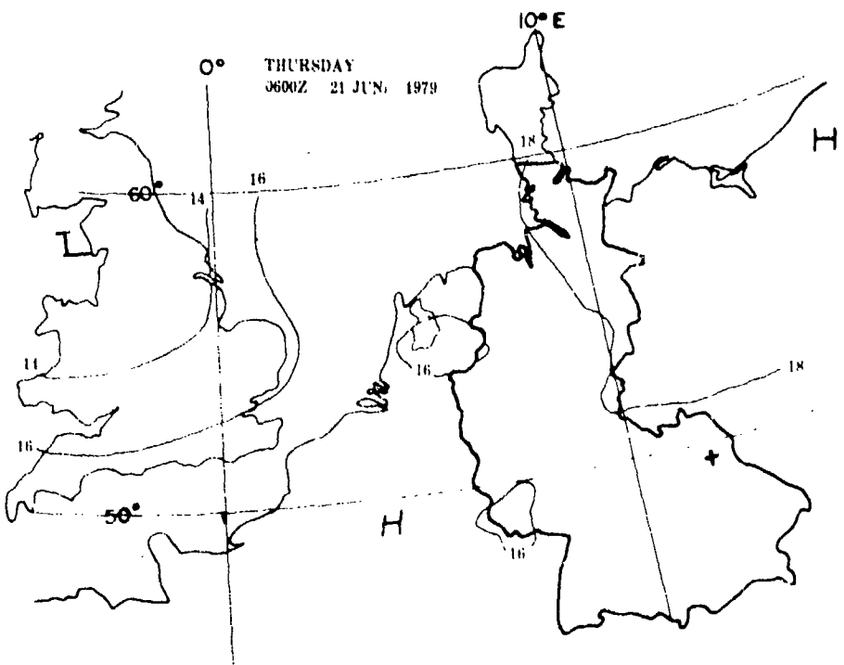

Figure 4. Synoptic scale weather map for 21 June 1979.

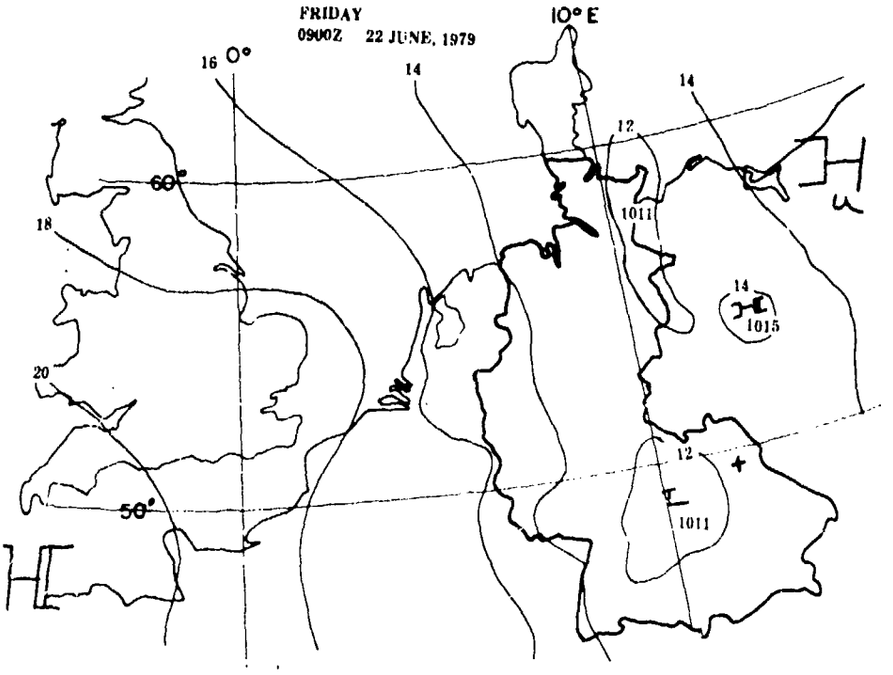

Figure 5. Synoptic scale weather map for 22 June 1979.

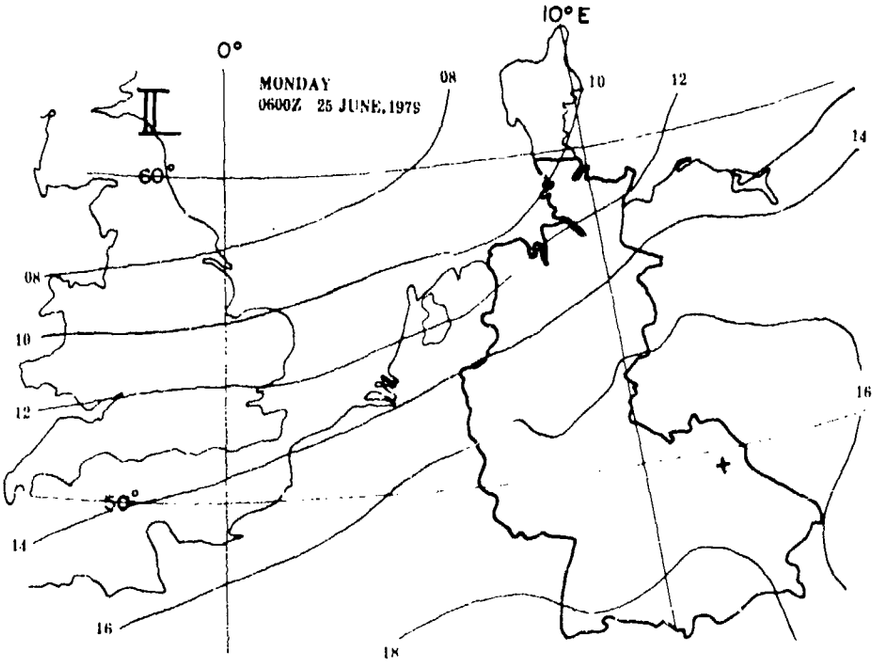

Figure 6. Synoptic scale weather map for 25 June 1979.

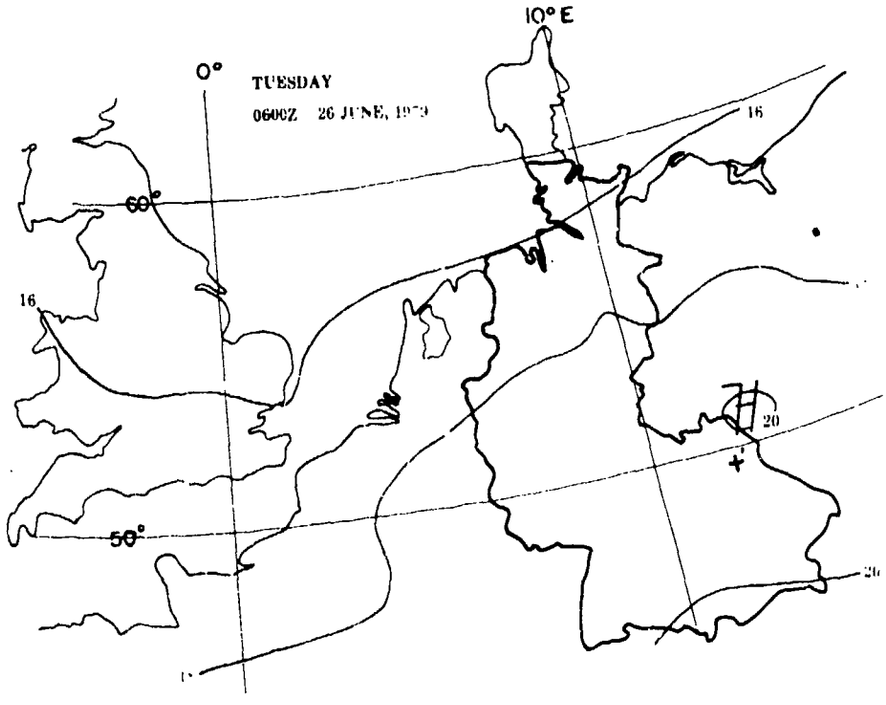

Figure 7. Synoptic scale weather map for 26 June 1979.

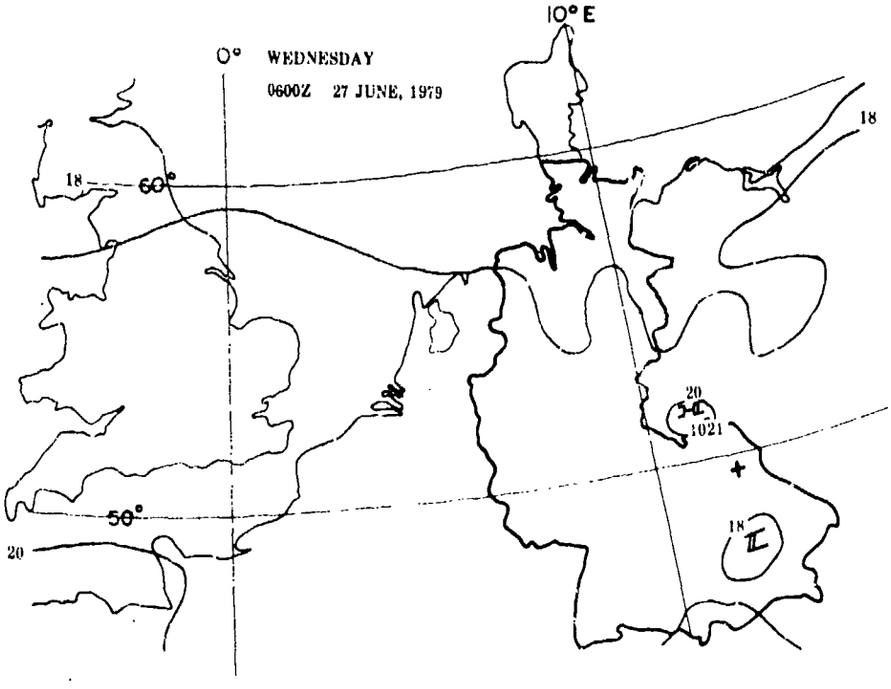

Figure 8. Synoptic scale weather map for 27 June 1979.

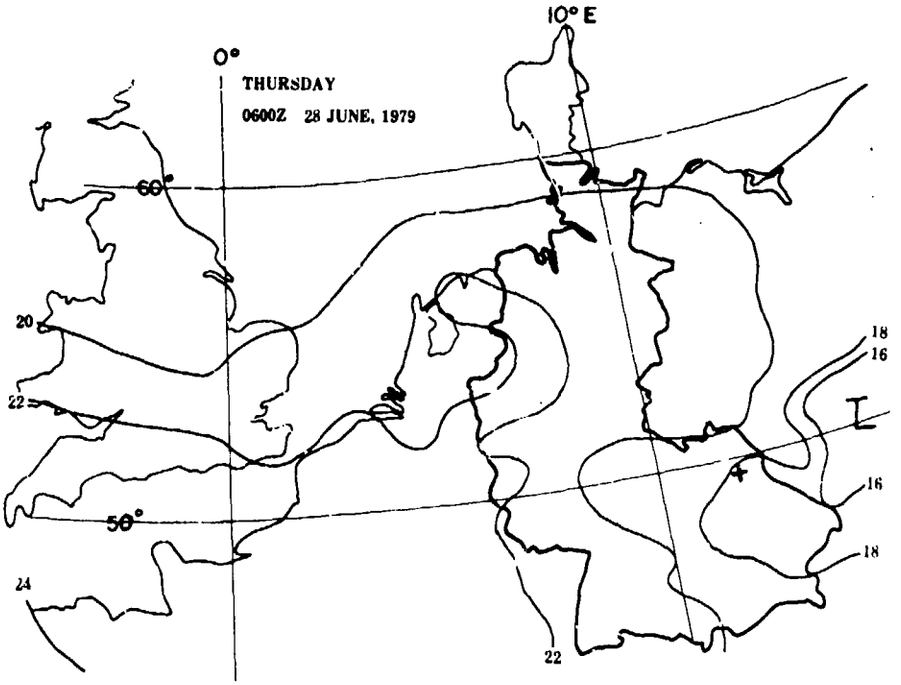

Figure 9. Synoptic scale weather map for 28 June 1979.

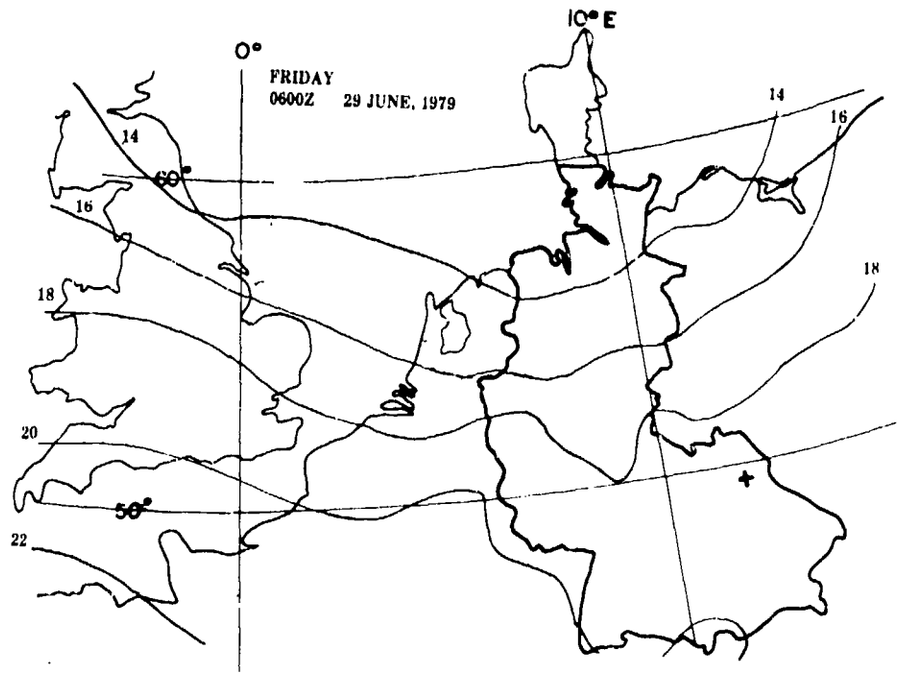

Figure 10. Synoptic scale weather map for 29 June 1979.

Data Available for Further Weather Analysis

Several sources and sets of data are available which would be too cumbersome to include in this volume. Detailed synoptic analyses can be made through the use of the 00Z weather charts for the surface, 850, 700, and 500 mbar levels and 06Z surface charts which were provided by the Weather Office of the Second German Corps. All charts are on a Monday through Friday basis. Radiosonde data taken at 06Z from Amberg (40 km south of Grafenwöhr) were also provided in the form of skew T-Log p diagrams by the same office. Additional radiosonde data during or near the actual testing periods were provided in meteorological message format by the Vilseck US Army Meteorological Station (approximately 8 km south-southwest of the test area). Copies of the hourly Service Weather Observation records (Federal Meteorological Form 1-10) were also provided by the Weather Detachment at the Grafenwöhr Army Airfield (approximately 9 km east of the testing area).

Satellite photography of the synoptic scale cloud cover is also available in the IR and visible for the days of 17 through 19 and 21 through 26 June.

In addition a great deal of raw data is available from the two 50-foot meteorological towers in the testing area. This raw data will be partially discussed in the next part of this report.

On-Site Meteorological Observations

The testing area used during the GRAF-II-Summer test series in the northwest section of the larger Grafenwöhr Artillery Impact Area. Zone 4, which was the impact area for our own tests, was located on a small rise of meadow with the land sloping gently away to both the north and south and then rising again to the sites REM 1 and REM 2 (figure 11). Fifty-foot meteorological towers were located at REM 1 and REM 2 and were instrumented to measure temperature, windspeed and (horizontal) wind direction at heights of 2, 4, 8, and 15 m. The line of sight from REM 1 and REM 2 lay approximately 12° west of a true south-to-north line. The REM 1 instrumentation area was situated on an approximately 20- by 90-m flat graded finger of land running east-west. The meteorological tower, called REM 1, was situated approximately 10 m east and about 2 m below this graded area and was surrounded by a sparse growth of bushes and scrub trees 1 to 2 m high. On-site observations were taken at REM 1 facing north towards REM 2, looking across the impact area. REM 2 was located on ground sloping upwards to the north with stands of trees (≈ 20 m high) within 100 m to the west and north of the meteorological tower.

Periods of testing were from 0[illegible] 0700 hours (local time) and 1900 to 2030 hours (local time). Actual firings were generally during the latter half of these periods. The following weather descriptions were taken from on-site observations at REM 1 and assembled meteorological data from the REM 1 and REM 2 meteorological facilities.

Generally, we felt that because of local terrain effects the "surface" winds, i.e., those measured at the 2- to 15-m levels at REM 1 and 2, were not always representative of what the surface winds may have been in the zone 4 impact area. This situation is particularly true when the winds are light and

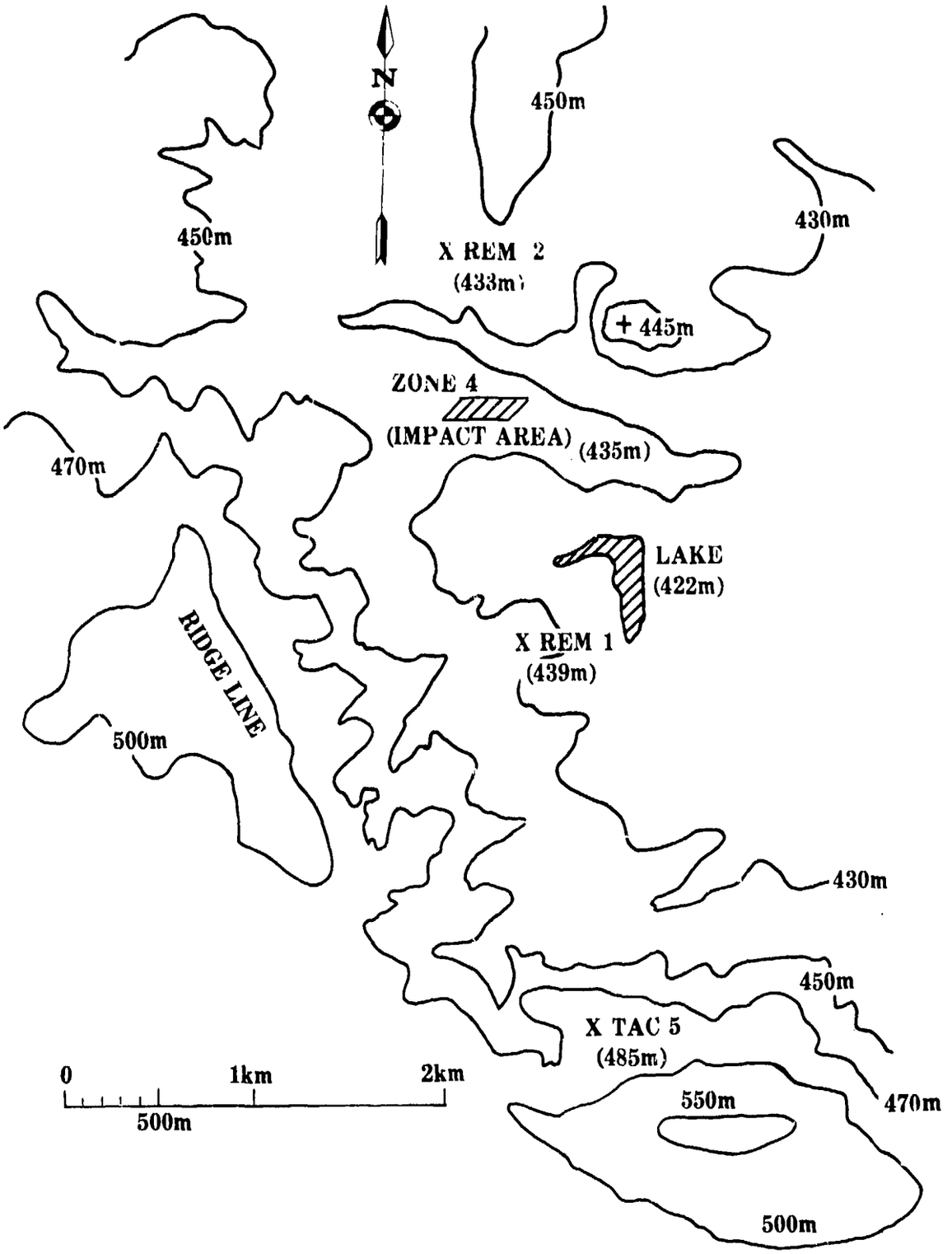

Figure 11. Topographical map of the general GRAF-II-Summer test area showing the locations of REM 1, REM 2, TAC 5, and the impact area (zone 4).

variable. At all times the measurements were taken 1.3 and 1.0 km away from the actual impact area. We felt that the physical location of the REM 1 site more closely approximated the setting of the impact area.

In choosing a format for meteorological data presentation, we decided to use a tabular form giving ranges of values observed over the actual barrage or firing periods--usually of a few minutes in extent. Because of the normal fluctuations in windspeed and wind direction, plus the separation of 1.0 to 1.3 km from the meteorological towers to the impact area of interest, it would not be reasonable to attempt any point-by-point correlations (in space or time). The data itself in its raw form has been averaged over 20-s intervals with nominal accuracies 0.5 mi/h in windspeed, 5° in direction, and 0.10°C in temperature. A variation in temperature has been indicated by the range of values listed; in most cases, the increases or decreases were monotonic over the time intervals.

Stability categories have also been estimated for the general testing sequences. Because of the early morning or late evening times for the tests, the predominant Pasquill stability category was D.

The specific day-by-day accounts follow next.

Monday, 18 June. The general airflow was cyclonic from the north. A strong inversion was present at 830 mbar with a few scattered rainshowers developing below the inversion layer during the afternoon. By evening the winds had died to light and variable. Skies were overcast with partial stratocumulus cover at about 1300 m and almost complete altostratus cover at about 2400 m. Table 2 presents the on-site meteorological data for 18 June.

Tuesday, 19 June. The general airflow was still from the north, though changing to anticyclonic. The inversion at 830 mbar weakened and overcast skies in the morning gradually cleared to approximately 7/10 altostratus near 3000 m by evening. Winds appeared to pick up slightly before testing began. Table 3 presents the on-site meteorological data for 19 June.

Wednesday, 20 June. The airflow was light, anticyclonic, from the north and east. Fair-weather cumulus built up during the day but dissipated towards evening. Winds tended to die down as evening approached. Table 4 presents the on-site meteorological data for 20 June.

Thursday, 21 June. The airflow was from the east and light, generally anticyclonic. Skies were clear in the morning with patchy, shallow radiation fog present at the ground level. Fair-weather cumulus built up during the day and dissipated towards evening. No testing was conducted this day.

Friday, 22 June. Friday morning dawned clear and calm, with radiation fog in the low areas. The impact area and basin were obscured by low fog, which delayed testing until 06:00 hours (local time). The on-site acoustic sounder indicated an inversion layer at approximately 100 m which gradually rose to 130 m by 07:00 hours before breaking up. Table 5 presents the on-site meteorological data for 22 June.

TABLE 2. MONDAY, 18 JUNE 1979

Period of Testing (local time)	REM 1 Windspeed (mi/h)	REM 1 Wind Direction (deg)	REM 1 Temperature (°C)	REM 2 Windspeed (mi/h)	REM 2 Wind Direction (deg)	REM 2 Temperature (°C)
19:55-20:00 (artillery barrage - 54 rounds)		No data		0	Variable	12.3
				1	210-260	12.4
				1-2	280-300	12.5
				1-2	270-285	13.1

Relative humidity: 80-85%

Pasquill stability category: D

Data are given in blocks of four, taken at 2-, 4-, 8-, and 15-m levels, respectively.

TABLE 3. TUESDAY, 19 JUNE 1979

Period of Testing (local time)	REM 1 Windspeed (mi/h)	REM 1 Wind Direction (deg)	REM 1 Temperature (°C)	REM 2 Windspeed (mi/h)	REM 2 Wind Direction (deg)	REM 2 Temperature (°C)
20:00-20:04 (artillery barrage - 18 rounds)	5.5-8	55-75	17.5	2.5-5	345-30	17.1
	5-11	35-55	17.4	4.5-6.5	355-15	17.1
	7.5-12	345-360	17.0	4.5-9.5	360-25	17.4
	10-13	350-15	17.2	5.5-10	340-360	17.4
20:06-20:13 (artillery barrage - 54 rounds)	5-9.5	55-70	17.6	3.5-7.5	355-25	17.1
	6.5-12.5	30-60	17.4	6-10	355-25	17.1
	7.5-13.5	345-360	17.1	6-11	5-40	17.2
	10-15.5	355-20	17.3	7-15	340-15	17.3

Relative humidity: 65-75%

Pasquill stability category: D

Data are given in blocks of four, taken at 2-, 4-, 8-, and 15-m levels, respectively.

TABLE 4. WEDNESDAY, 20 JUNE 1979

Period of Testing (local time)	REM 1 Wind-speed (mi/h)	REM 1 Wind Direction (deg)	REM 1 Temperature (°C)	REM 2 Wind-speed (mi/h)	REM 2 Wind Direction (deg)	REM 2 Temperature (°C)
20:06-20:11 (artillery barrage - 54 rounds)	2-4	350-20	18.7-18.0*	1.5-2.5	10-30	17.9-17.5
	2-3	335-350	19.0-18.6	1.5-2	355-10	18.9-18.3
	1.5-3	330-340	18.7-18.4	2-3	360-20	19.5-19.3
	1.5-3	360-20	19.3-18.8	2-3.5	345-350	17.9-17.7

Relative humidity: 50-60%

Pasquill stability category: D

Data are given in blocks of four, taken at 2-, 4-, 8-, and 15-m levels, respectively.

*Sunset - temperature falling during this period.

TABLE 5. FRIDAY, 22 JUNE 1979

Period of Testing (local time)	REM 1 Wind-speed (mi/h)	REM 1 Wind Direction (deg)	REM 1 Temperature (°C)	REM 2 Wind-speed (mi/h)	REM 2 Wind Direction (deg)	REM 2 Temperature (°C)
06:11-06:16	No data taken			No data taken		
3 WP rounds (static fired)	Winds light from the east; wind-shears apparent 0-100 m; clouds stopped vertical development at 100 m. Fog beginning to thin.					
07:01-07:13	1-3	variable	18.0-19.6	1-3	115-180	18.3-19.6
1 WP round	1.5-3	variable	17.7-18.9	1-3.5	120-180	18.0-19.4
2 HE rounds	1-3	30-135	17.1-18.5	2-4	120-170	17.4-19.2
(static fired)	1-4	30-135	17.0-18.2	1-4	85-125	17.4-18.9

Relative humidity: 65-70%

Pasquill stability category: C-B

Data are given in blocks of four, taken at 2-, 4-, 8-, and 15-m levels, respectively.

Monday, 25 June. The airflow Monday morning was cyclonic from the west. Passage of a weak front triggered rainshowers from 00:00 to 03:00 hours early Monday morning. Early morning skies were overcast with large amounts of altostratus and cirrostratus. Gradual clearing began about 06:00 hours with the sun intermittently breaking through. Winds were steady from the west and increasing. By evening the skies were mostly clear with gentle breezes from the west. Table 6 presents the on-site meteorological data for 25 June.

Tuesday, 26 June. The airflow was weak cyclonic changing to weak anticyclonic with generally light winds. The morning dawned with extreme haze to light fog. Visibility in the early morning was better along the ground than at a slight elevation angle; overhead were scattered, broken cumulus clouds. During the day the cumulus built up to approximately 5/10 cloud cover and then dissipated towards evening. Table 7 presents the on-site meteorological data for 26 June.

Wednesday, 27 June. The airflow in the morning was not dominated by any one major system; winds were light and variable, with clear skies and patchy radiation fog in low areas early in the morning. During the day, there was the normal cumulus buildup which began to dissipate towards evening until about 19:00 hours when cloud buildup and cloud cover greatly increased. Rain began about 20:00 hours and lasted until Thursday morning. Table 8 presents the on-site meteorological data for 27 June.

Thursday, 28 June. Thursday morning dawned rainy, with precipitation varying from light drizzle to steady rain until about 08:00 hours. Precipitation was due to a small, localized low pressure system which moved (west to east) down the Danube basin. Gradual clearing took place Thursday with clear skies by Thursday night. Table 9 presents the on-site meteorological data for 28 June.

Friday, 29 June. Friday we experienced the most intense and extensive radiation fog during the GRAF-II-Summer exercise. All valleys and basins were filled. During the early morning, visibility was never more than 100 m at REM 1. No meteorological data were collected for 29 June.

ANDERSEN SAMPLER AND MEMBRANE FILTER RESULTS

The purpose of this aspect of the test was to determine if conventional sampling techniques such as cascade impactors and membrane filters could be used to adequately provide useful information for aerosol characterization of a battlefield environment. The primary interest was to see if inertial sizing techniques could provide useful size distributions, mass loadings, and the ability to determine composition as a function of particle size. The secondary interest was to see if the membrane filters could be examined for total mass loading and for size distribution by actually counting and visually sizing the particles by observing them with an optical microscope.

TABLE 6. MONDAY, 25 JUNE 1979

Period of Testing (local time)	REM 1 Wind-speed (mi/h)	REM 1 Wind Direction (deg)	REM 1 Temperature (°C)	REM 2 Wind-speed (mi/h)	REM 2 Wind Direction (deg)	REM 2 Temperature (°C)
05:24	No data available			No data available		
1 HE round						
(static fired)						
06:06-06:37	3-7	300-325	15.0-16.0	2-5	245-270	14.2-15.2
2 WP rounds	4-8	275-295	13.6-14.6	3-6	245-270	14.2-14.9
2 HE rounds	4-8	240-255	13.5-14.8	5-8	255-275	13.9-14.6
(static fired)	6-9	250-265	13.0-13.6	5.5-9	225-245	13.6-14.5
20:17-20:27	3	270-290	15.8-14.9	1-2	270-360	16.3-15.1
3 HE rounds	3	240-250	17.3-16.4	1-1.5	270-105	15.5-13.9
(static fired)	3.5-4.5	180-195	18.2-17.6	1-1.5	225-75	15.8-14.2
	4.5-5.5	190-200	19.0-18.6	0-2	130-180	15.8-14.4

Relative humidity: 80%

Pasquill stability category: D

Data are given in blocks of four, taken at 2-, 4-, 8-, and 15-m levels, respectively.

TABLE 7. TUESDAY, 26 JUNE 1979

Period of Testing (local time)	REM 1 Wind-speed (mi/h)	REM 1 Wind Direction (deg)	REM 1 Temperature (°C)	REM 2 Wind-speed (mi/h)	REM 2 Wind Direction (deg)	REM 2 Temperature (°C)
06:07-06:13	1.5-2.5	60-200	14.1-14.2	1.5-2*	130-270	14.0-14.4
3 HE rounds	1-1.5	30-185	14.0-14.1	0.5-1	180-300	14.0-14.2
(static fired)	0.5-1.5	05-175	14.6	1-1.5	175-285	13.5-13.9
06:32-06:39	2.5-3.5	180-225	14.7-14.8	1.5-2.5	110-160	15.0-15.2
2 HE rounds	2-3	155-205	14.3-14.4	1-2	115-180	14.4-14.6
(static fired)	2-3	110-155	14.7	1.5-3	115-175	14.1-14.2
Relative humidity: 95%						
Pasquill stability category: D						
20:00-20:15	1.5-2.5**	245-355	21.1-20.5	0.5-1.5	200-55	21.1-19.3
WP barrage	2-3	330-340	20.9-20.3	1.0-1.5	325-50	21.8-20.1
WP + HE barrage	3-3.5	295-320	20.8-20.4	0.5-2.5	330-25	21.6-20.4
	3.5-4.5	310-345	20.9-20.7	1.0-2.5	285-325	21.0-20.1
Relative humidity: 55-80%						
Pasquill stability category: D						

Data are given in blocks of four, taken at 2-, 4-, 8-, and 15-m levels, respectively.

*REM 2 data for first sequence available only 06:06-06:08, 06:10-06:12.
**REM 1 data for evening sequence available 19:59-20:03, 20:09-20:13.
REM 2 data for evening sequence available 20:00-20:04, 20:10-20:14.

TABLE 8. WEDNESDAY, 27 JUNE 1979

Period of Testing (local time)	REM 1 Wind-speed (mi/h)	REM 1 Wind Direction (deg)	REM 1 Temperature (°C)	REM 2 Wind-speed (mi/h)	REM 2 Wind Direction (deg)	REM 2 Temperature (°C)
05:40-05:47	1.5-2.5	180-240	13.5-13.7	1.5-2	80-160	13.8-14.9
WP barrage	1.5-2	160-200	13.6-13.8	1.5-2	115-160	13.3-14.0
	1.5-2	105-165	13.5-14.0	1.5-2.5	95-120	13.4-14.6
	0-4	75-120	12.5-12.8	1-2	70-105	14.6-15.3
05:50-05:53	1-1.5	255-350	13.6-14.1	1.5-2	140-180	15.3-15.8
WP barrage	1	245-295	13.7-14.7	1.5-2	145-175	14.6-14.9
	1-1.5	180-230	13.8-14.4	2-2.5	120-140	14.8
	calm,2	one gust of 205	13.2-13.8	1.5-2	60-75	15.5-15.7
06:09-06:16	1-2	variable	16.1-16.9	1-2.5	185-315	17.5-17.7
HE + WP barrage	1-1.5	40-165	16.1-16.7	1.5-2	205-325	16.8-16.6
	1-1.5	variable	17.5-16.8	1-2.5	200-320	16.3-16.2
	calm,2	two gusts of 050	15.4-14.9	0-2	195-280	16.7-17.0
06:27-06:33	2-6	355-30	15.5-16.1	2-4	290-320	18.0-18.6
HE + WP barrage	2.5-6.5	345-15	15.4-16.2	2-5	295-325	17.0-17.7
	3.5-7	280-350	15.1-15.8	2.5-5	320-335	16.6-17.2
	4-7.5	315-330	13.2-13.9	2.5-6	270-300	16.4-17.2

Relative humidity: not available

Pasquill stability category: D

Data are given in blocks of four, taken at 2-, 4-, 8-, and 15-m levels, respectively.

TABLE 9. THURSDAY, 28 JUNE 1979

Period of Testing (local time)	REM 1			REM 2		
	Wind-speed (mi/h)	Wind Direction (deg)	Temperature (°C)	Wind-speed (mi/h)	Wind Direction (deg)	Temperature (°C)
05:31-05:33	1.5	250-275	15.7	1	110-175	No data available
HE TOT barrage	1.5	270-290	16.0	1.5	175-300	
(15 rounds)	1.5	210-245	16.4	1.5	No data	
	1-2.5	295-345	15.6	1.5-2	180-255	
05:59-06:04	1.5	345-40	15.9-16.0	2-2.5	30-60	
HE barrage	1.5-2	335-20	16.3-16.4	1.5-2.5	360-75	
(48 rounds)	1.5-2.5	285-345	16.7-16.8	1.5-3	No data	
	1-4	335-360	15.8-16.0	1.5-2.5	330-45	
06:12-06:22	1.5-2.5	35-75	16.0	1-2	340-40	
HE barrage	1.5-2.5	15-45	16.4-16.3	1.5-2.5	320-75	
(96 rounds)	1.5-3	325-15	16.8	1.5-2.5	No data	
	1.5-3.5	360-15	15.8-15.6	1.5-3	290-20	
07:19-07:24	2.5-8.5	20-60	15.4-15.3	2-4.5	300-20	
WP barrage	3.5-7.5	15-45	15.3-15.2	2.5-5.5	305-40	
	3.5-10	335-360	15.2-15.1	2.5-5.5	No data	
	5-10	360	15.3-15.2	3-8	335-345	

Relative humidity: 90-95%

Pasquill stability category: E-D

Data are given in blocks of four, taken at 2-, 4-, 8-, and 15-m levels, respectively.

Background

Because of the problems associated with light scattering particle spectrometer measurements (such as knowledge of the complex refractive index of the particles, particle shape, birefringence, and multicomponent mixtures of particles with different indices), the possibility of utilizing cascade impactors to characterize the aerosol was also assessed during the GRAF-II-Summer field tests.

Eight-stage Andersen ambient cascade impactors with a final filter stage and a preseparator unit were selected for this evaluation. These samplers have effective cutoff diameters as shown in table 10. These values are for a specific gravity of 1.0 and are aerodynamic diameters. If the particles are spherical, then the aerodynamic size is defined by $Da = \rho^{1/2} Dp$, where Da is the aerodynamic diameter, Dp is the physical diameter, and ρ is the specific gravity of the particle (and is taken to be 2.6 for our tests) The Dp are also listed in table 10. The Dp values are calculated from the relation

$$Dp = \frac{(18\mu\ \psi\ N\ \pi\ t\ D_c^3)^{1/2}}{4C\rho Q}\ , \qquad (1)$$

where μ is the gas viscosity (1.84×10^{-4} poise), N is the number of orifices per stage, ψ is an impaction parameter (0.14), t is 60 s/min, Dc is the orifice diameter in centimeters, C is the Cunningham slip factor ($1 + 0.165/Dp$), and Q is the flow rate (2.83×10^4 cm^3/min).

The data collected with cascade impactors are usually fit to lognormal distributions when sizing is to be determined. Each stage is weighed before and after sampling so that the amount of sample can be determined for each stage, including the filter and preseparator. The total mass of sample collected can thus be determined. From this value and the flow rate and sampling time, the total mass loading is determined. The percentage of mass collected on each stage is determined and then the cumulative percent less than each size range is determined. This cumulative percent versus effective cutoff diameter is then plotted by using log probability graph paper, and a least squares fit is made to the data. The geometric standard deviation, σ_g, and the geometric mean diameter, D_g, can be immediately determined from the graph. The geometric standard deviation is given by

$$\sigma_g = \frac{84.13\%\ \text{diameter}}{50\%\ \text{diameter}}\ , \qquad (2)$$

while the D_g is the value of the diameter at the 50 percent point. The σ_g and D_g define the lognormal distribution for the mass. This distribution may be converted to a number size distribution by assuming that the σ_g are the same

TABLE 10. FIFTY PERCENT EFFECTIVE CUTOFF DIAMETERS FOR THE ANDERSEN CASCADE IMPACTOR

Stage	ECD(ρ = 1) (μm)	ECD(ρ = 2.6) (μm)
Preseparator	10	6.20
0	11.0	6.99
1	7.0	4.46
2	4.7	3.02
3	3.3	2.06
4	2.1	1.32
5	1.1	0.66
6	0.65	0.40
7	0.43	0.27
F	0 to 0.43	0 to 0.27

and by noting that the geometric mean diameter by number, D_g' , is related to the geometric mean diameter by mass, D_g, by the relation

$$\ln D_g' = \ln D_g - 3 \ln^2 \sigma_g . \tag{3}$$

Thus having obtained σ_g and D_g, the normalized lognormal distribution is given by

$$\frac{dn(D)}{d(\ln D)} = \frac{1}{\sqrt{2\pi} \ln \sigma_g} \exp \left[- \frac{(\ln D - \ln D_g')^2}{2 \ln^2 \sigma_g} \right] . \tag{4}$$

The quality of the linear least squares fit to the graphical presentation of the data will determine whether or not the lognormal distribution is an appropriate distribution to use.

Test Conditions and Procedures

The work was a combination of field measurements and laboratory analysis. Upon arrival at the test location, we constructed a fortified sampling site on the artillery range. Three 2-m-tall, metal frame towers were set up around the "sand castle." Each tower was instrumented with an Andersen cascade impactor and a 47-mm membrane filter holder. The impactor was situated in a cast iron steel box with 1-in-thick walls and mounted on top of the tower. The filter holder was attached parallel to the box. The samplers had 12 Vdc vacuum pumps which were calibrated to a flow rate of 1 ft^3/min by using a Bendix Rotameter. Commercial 12 V automobile batteries were used to provide power. A sampler could be run for 2 h satisfactorily with the battery power. The vacuum pumps, the batteries, and an electronic timer were put at the bottom of the tower and were protected by sandbags.

Primarily, glass fiber filter substrates were used as the collection surfaces in the impactor; although aluminum foil and metricel/substrates were used occasionally. These substrates are all nonhygroscopic and very light; however, the fiberglass was preferred because of its very stable weight and ease in handling. Millipore 0.45μm, ultrathin, cellulose membrane filters were used in the 47-mm filter holder. These filters were selected for their high collection efficiency and because they are easily soluble in acetone for later removal of the particles if desired.

A laboratory was set up on the main post. A Mettler analytical balance, model HT-20, was used for all sample weighings. The weighing accuracy of the balance is about ±0.02 mg. The balance was isolated from vibration. A desiccator was used to desiccate the substrates and filters.

Before a test, the filters and substrates were desiccated for 24 hours, weighed, and loaded into the samplers. The samplers were then taken to the field test site. An electronic timing circuit was built and used to turn the

samplers on and off at designated times. A run time of 1 h was generally selected for most tests. This time proved to be highly unsatisfactory because the tests did not start on schedule; and on several occasions, this time schedule resulted in sampling only ambient air for 1 h and missing the test entirely. Also, on a few occasions the timer malfunctioned and no sample was collected. After a test, the sampler was removed and taken to the laboratory for unloading and preparation. Transportation to and from the sampling site was by either a 5-ton flatbed truck or by a German Army armored personnel carrier over very roughly formed roads. The samplers were severely jostled in this process, and this jostling resulted in the loss of some of the sample from the 47-mm filters which were usually heavily loaded with large particles. The determinations from the filters are therefore questionable.

While at the test area, we generally had only 10 to 15 min of preparation time available because of the artillery range firing schedule. On several occasions, this short time frame necessitated setting up the samplers 12 to 24 h in advance of a test.

Results

The samples were analyzed for composition and size. The composition was determined by potassium bromide IR pellet spectroscopy and by scanning electron microscope (SEM) microprobe analysis. Several of the sets of impactor stages were examined to see if composition varied with particle size. No such variation was observed; however, the backfilter which collected all particles less than 0.43μm diameter could not be satisfactorily analyzed and there may have been carbon particles on this stage. The SEM elemental analysis was 71 percent silicon, 9 percent potassium, 18 percent aluminum, and 2 percent magnesium. The IR transmission analysis showed the samples to be predominately Kaolin clay material and some quartz.

The 47-mm filter samples for each test were analyzed for imaginary refractive index in the 0.3μm to 1.7μm spectral region; all values measured by diffuse reflectance spectroscopy showed the imaginary index of each sample to be less than 0.0005 (the lower limit of the measurement). A size distribution count with an optical microscope was attempted for two of the filters; however, the filters had an excessive amount of sample and a count was not particularly meaningful. The count did show that about 95 percent of the particles by number count were less than 10μm in diameter, but an accurate size distribution was impossible to determine.

A few cascade impactor samplings were potentially useful. These samplings are:

18 June (Annihilation barrage). At 0600 hours a relative, nonnormalized size distribution with parameters $\sigma_g = 16.76$, $D_g = 4.20$ was obtained. The least squares fit gave a coefficient of determination, r^2, of 0.97. The samplers were blasted apart by direct hits, but the sample was intact. The length of time of sampling is unknown. The distribution is very broad and very crude.

22 June (static HE and WP combined). This combination produced a very good sample but was probably meaningless since it showed a distinct two-component aerosol. The small particles are smoke and the larger particles are soil. Total mass = 21.0 mg, σ_g = 6.02, D_g = 1.63μm, the r^2 = 0.99. Note: There was no timer control and the pumps ran until the batteries drained; also, the test slid about 1-1/2 hours past its scheduled time. Stage 7 and the filter stage were considerably darker than the rest of the sample.

25 June (static HE-3 rounds). This sampling was broad distribution; however, only 1.37 mg of sample were collected. The sampling time was 31 min during the time of 0516 to 0532 hours and 0627 to 0642 hours. σ_g = 4.06, D_g = 1.93μm, and r^2 = 0.99.

25 June Evening (static HE). This sampling produced a good measurement with 18.8 mg of total mass collected in a time of 20 min or less. σ_g = 8.53, D_g = 3.22μm, and r^2 = 0.98.

26 June (static HE-3 rounds). Sampling time was 32 min. Total mass was 6.96 mg with a mass loading of 696μg/m³. σ_g = 4.22, D_g = 1.60μm, and r^2 = 0.99.

27 June (HE barrage). Sampling time was from 0520 hours to 0615 hours. Total mass = 21.24 mg, σ_g = 22.31, D_g = 4.87μm, and r^2 = 0.89.

Remarks

The annihilation barrages were extremely difficult to sample and generally disabled the samplers. The timers were sensitive to shock and malfunctioned on several occasions. When tests did not take place as scheduled, either no sample was collected or a mixed sample was obtained. The HE rounds produced soil particle aerosol with essentially one component. No explosion burn material was found in the composition analysis. The size distributions obtained with impactors are averages over a relatively long time period (for explosions) and strongly depend on how far away the explosion was and on the wind direction. For meaningful results, more control over the sampling time and the location of the explosions are both necessary. Samples collected on membrane filters can probably be used to give compositional results only, but total mass loading may be obtainable if great care is taken.

PARTICULATE SPECTROMETER MEASUREMENTS

In these tests, the particulate spectrometer was located directly in the impact area and was protected from explosions by sandbags. Several weeks before the measurements in Germany, we conducted a series of tests at White Sands, New Mexico, to verify that the shock wave from an HE detonation would not seriously affect the instrumentation. We verified that 15-lb blocks of TNT fired as near as 5 m away from the particulate spectrometer produced no ill effects. With this in mind, we designed a system which consisted of one

instrument (a PMS, Incorporated, model FSSP-100C) and data recording equipment mounted in a metal enclosure buried in a mound of sandbags. The measurement intake of the Knollenberg counter barely protruded from the protective "sand castle" at the top, at a distance of 2 m above ground level. This altitude was chosen to place the instrument almost directly in the path of the Night Vision and Electro-Optical Laboratory transmissometer at the point where the path passed through the impact area. This placement involved accepting some degree of risk to the equipment; however, a hit almost directly on the sand castle would be required to experience serious damage.

Due to the severe limitations imposed by the nature of the test, only one particulate spectrometer was used. It and its data recording equipment were battery operated and activated by a preset timer. Thus no direct control was possible. A recording time interval of about 45 minutes was chosen in advance in the hope that this time would coincide reasonably well with the day's planned explosions. The use of only one instrument imposes a limitation on the resulting number density spectra. This limitation is not trivial and will be discussed in the concluding section of this report.

The particulate spectrometer measures particle number density as a function of particle size (diameter) by examining airborne particles essentially one at a time, estimating each particle's size, and assigning the particle to one of 15 "channels" each of which corresponds to a fixed diameter interval. These 15 channels then constitute a diameter range for the instrument. The FSSP-100C has four operator preselectable size ranges and can also be operated in an "autoranging" mode where it automatically cycles through all four ranges in sequence. Thus during this test operation, choices were made in advance, and the consequences of such choices must be remembered when drawing inferences from the data. This situation is also discussed in the concluding section.

The PMS, Incorporated, FSSP-100C particulate spectrometer is an optical instrument which actually measures forward scattered light as a particle passes through a laser beam. Particle size is inferred from this signal. Since the forward scattered energy is also dependent on the complex refractive index of the particle as well, the effective size ranges and channel width subdivision depend on particle composition. Thus they are different for operation in dust as compared to operation in fog. The details of particle size ranges and channel width for both kinds of aerosols are summarized in table 11. The information in table 11 was provided by the manufacturer of the instruments.*

This report presents both the measurements and some straightforward calculations based on them. The basic data were collected at 1-s intervals. Each second of data consists of 15 integers each of which represents the number of particles encountered by the instrument in 1 s with a diameter that falls within the limits of that particular channel. The data are grouped in

---

*Robert G. Knollenberg, December 1979, Particle Measuring Systems, Inc., Boulder, CO, private communication

TABLE 11. SIZE MEASUREMENT RANGES AND CHANNEL WIDTHS FOR FSSP-100C, SN 617-0178-18

For Use in Fog

Probe Size Range Designation	Range Width, Radii in μm	Channel Width, Radii in μm
100	1-23.5	1.5
110	1-16	1
120	0.5-8	0.5
130	0.25-4	0.25

For Use in Soil Dust

Size Range Designation	Range Width, Radii in μm	Channel Width, Radii in μm
100	1-31	2
110	1-21	1.33
120	0.5-10.5	0.66
130	0.25-5.25	0.33

Instrument Sampling Rate, 8.28 cc per second

"frames" of 10 s in our magnetic tape format, and within any one frame the instrument operated on one size range, that is, on one group of 15 size channels. During most of the test, we operated continuously on range 100, although in one or two cases we exercised the "autoranging" capability wherein each successive frame is a different instrument range, thus giving a wider total spectral measurement capability at the price of poorer temporal resolution.

The calculations that we have made depend on some unavoidable assumptions. The mass loading calculated each second was arrived at by using an estimate of 2.6 for the specific gravity of the dust particles and simply integrating the volume of the particles in each size channel, assuming that all particles collected within a channel have a diameter equal to the arithmetic average of the channel limits. A similar assumption has been used in the application of Mie theory to arrive at extinction coefficients at five wavelengths, specifically 0.55, 1.06, 3.80, 9.35, and 10.6 micrometers. In addition, we have also had to choose complex refractive indices for use in the Mie calculations at these wavelengths in the case of dust; our choices are listed in table 12. These choices were made as best estimates on our part based on our own laboratory work as well as information generally available in the literature.

TABLE 12. COMPLEX REFRACTIVE INDICES USED IN CALCULATIONS

Wavelength (μm)	Refractive Index
0.55	1.55 - 0.0001i
1.06	1.55 - 0.0001i
3.80	1.50 - 0.001i
9.35	1.00 - 1.7i
10.6	1.70 - 0.2i

While the main objective was to measure the properties of dust and smoke clouds generated by explosions, we also encountered several fog occurrences. Although the fog data are not an important part of the test, we have included them in this report without further comment because they are documented examples of German summertime ground fog, something not normally part of the overall data base. Fog data were collected for two periods on the morning of 22 June and another on the morning of 25 June. For these intervals, the data were reduced by using complex refractive indices, a specific gravity, and

FSSP-100C channel definition appropriate for water droplets. The remaining data were treated as soil dust. An inventory of what sort of data are included in this report is provided in table 13. The time intervals shown in table 13 are those over which particulate data were recorded. However, during much of the time, no significant events were occurring; therefore, to reduce the bulk of the report, we have deleted segments of time from the block of data presented here. In each case we have included some of the data before test events occurred and all of the data intervals where the atmosphere was perturbed by explosions.

In this report the basic data and calculated results are presented in the appendix. An example is provided in table 14, and an explanation of the format is included here. The sample in table 14 was chosen because it illustrates most of the significant data format features. It shows the result for a single 155-mm HE round detonated at a distance of 40 m from the "sand castle" containing the Knollenberg counter. The general features of the data format are the result of software inherent in the design of the particle spectrometer itself.

In table 14 there are 40 consecutive seconds of data, each represented by one line in the table. The data are grouped into four "frames" of 10 seconds each; and in any one frame, the "particle diameter range" (as discussed earlier) is the same for all lines and is designated by the phrase "probe range 100" (or 110, 120, or 130 as the case may be). Also indicated in the heading are the day, month, year, and time in hours, minutes, and seconds of the first line of data in the frame. In a single 1-s line of data, the first 15 numbers on the left part of the page are the raw data, counts per channel from the FSSP-100C. The remaining 5 numbers in each line are the mass loading in grams per cubic centimeter for the aerosol particles and the extinction coefficient in reciprocal meters calculated for each of four wavelengths as described above. For each frame of data we have also listed above each data channel the average particle diameter for that channel, in micrometers.

Table 14 shows that for the first few seconds the instrument was sensing no really significant number of particles, just the normal "clear" air background, until 6:11:54 when the instrument became enveloped by a dust cloud. Note in particular the string of apparently meaningless numbers at 6:11:53 in channels 3 through 15. Where such single 1-s lines occur in the data, they are normally the instruments' response to the shock wave from a nearby explosion, and the corresponding calculations should be disregarded. Keeping in mind that particle size increases to the right for the 15 data channels in the example, one can clearly see the time dependent changes in the particle size distribution of the dust cloud. Several immediately obvious features of this size distribution variation are worth noting since they may be of interest in connection with model development or validation.

From the data gathered on 26 June, we have plotted particulate mass loading for two time intervals as indicated in figures 12 and 13. Figure 12 shows mass loading for three statically detonated 155-mm HE rounds fired at locations F-6, C-8, and B-6 which were about 24, 34, and 30 m, respectively, from the particulate spectrometer. Figure 13 shows similar results for two live fired 155-mm rounds during a barrage. These figures show that such explosions can generate peak mass loadings in excess of 1 g/m^3 at distances as

TABLE 13. DESCRIPTION OF DATA BLOCKS INCLUDED IN REPORT*

22 June, 02:00 to 02:15 hours (local standard time)

Patchy ground fog, instrument in autoranging mode

22 June, 04:39 to 05:37 hours

Ground fog, severe enough to delay test so that recording time ran out before test explosions occurred

22 June, 06:29 to 07:26 hours

WP static round, location E-4, fired about 07:01:30
HE static round, location E-5, fired about 07:04:27
HE static round, location E-6, fired at 07:12:16

25 June, 03:00 to 04:00 hours

Haze, autoranging mode

25 June, 05:20 to 05:30 hours

HE static round, location A-6, fired at 05:24:35

26 June, 05:51 to 06:20 hours

HE static round, location F-6, fired at 06:05:53
HE static round, location C-8, fired about 06:08:54
HE static round, location B-6, fired at 06:11:53

26 June, 19:19 to 20:14 hours

Tube delivered HE, WP, including WP barrage

27 June, 20:10 to 21:00 hours

Tube delivered rounds in rain

28 June, 05:17 to 06:10 hours

Heavy HE barrage

*Primarily on magnetic tape; for partial printout see the appendix.

TABLE 14. EXAMPLE OF PARTICULATE SPECTROMETER DATA AND RESULTING CALCULATIONS

26 DAY 6 MONTH 79 6:11:40 PROBE RANGE 100 FRAME NUMBER 128

MEAN CHANNEL DIAMETER IN MICROMETERS																GM PER CUBIC METER	WAVELENGTH IN MICROMETERS .550	1.06	3.80	9.35	10.6
4.0	8.0	12.0	16.0	20.0	24.0	28.0	32.0	36.0	40.0	44.0	48.0	52.0	56.0	60.0		EXTINCTION IN RECIPROCAL METERS					
7	1	0	0	0	0	0	0	0	0	0	0	0	0	0		.16E-03	.37E-04	.37E-04	.54E-04	.57E-04	.34E-04
1	5	0	0	0	0	0	0	0	0	0	0	0	0	0		.43E-03	.69E-04	.64E-04	.80E-04	.10E-03	.10E-03
4	0	0	0	0	0	0	0	0	0	0	0	0	0	0		.42E-04	.13E-04	.14E-04	.22E-04	.21E-04	.81E-05
5	2	1	0	0	0	0	0	0	0	0	0	0	0	0		.51E-03	.72E-04	.79E-04	.97E-04	.11E-03	.92E-04
5	1	0	0	0	0	0	0	0	0	0	0	0	0	0		.14E-03	.30E-04	.30E-04	.43E-04	.46E-04	.30E-04
7	2	0	0	0	0	0	0	0	0	0	0	0	0	0		.24E-03	.50E-04	.49E-04	.69E-04	.77E-04	.54E-04
1	2	1	0	0	0	0	0	0	0	0	0	0	0	0		.46E-03	.58E-04	.56E-04	.74E-04	.86E-04	.84E-04
3	2	0	0	0	0	0	0	0	0	0	0	0	0	0		.20E-03	.36E-04	.35E-04	.46E-04	.55E-04	.46E-04
3	3	0	0	0	0	0	0	0	0	0	0	0	0	0		.28E-03	.49E-04	.47E-04	.61E-04	.75E-04	.66E-04
5	0	0	0	0	0	0	0	0	0	0	0	0	0	0		.53E-04	.17E-04	.18E-04	.28E-04	.26E-04	.10E-04

26 DAY 6 MONTH 79 6:11:50 PROBE RANGE 100 FRAME NUMBER 129

MEAN CHANNEL DIAMETER IN MICROMETERS																GM PER CUBIC METER	WAVELENGTH IN MICROMETERS .550	1.06	3.80	9.35	10.6
4.0	8.0	12.0	16.0	20.0	24.0	28.0	32.0	36.0	40.0	44.0	48.0	52.0	56.0	60.0		EXTINCTION IN RECIPROCAL METERS					
3	1	0	0	0	0	0	0	0	0	0	0	0	0	0		.12E-03	.23E-04	.23E-04	.32E-04	.36E-04	.26E-04
4	1	0	0	0	0	0	0	0	0	0	0	0	0	0		.13E-03	.26E-04	.26E-04	.37E-04	.41E-04	.29E-04
1	2	1	0	0	0	0	0	0	0	0	0	0	0	0		.46E-03	.58E-04	.56E-04	.74E-04	.86E-04	.84E-04
4	0	101	101	101	101	101	101	101	101	101	101	101	101	101		.15E+02	.39E+00	.39E+00	.41E+00	.47E+00	.44E+00
1242	1022	688	302	135	77	34	27	12	9	8	4	1	5	0		.17E+01	.97E-01	.95E-01	.11E+00	.13E+00	.12E+00
1644	1521	1096	562	268	150	72	29	17	7	5	2	2	0	1		.23E+01	.15E+00	.15E+00	.18E+00	.21E+00	.19E+00
1264	1469	1198	674	291	131	44	19	14	4	0	2	2	0	1		.21E+01	.15E+00	.15E+00	.17E+00	.21E+00	.19E+00
1325	1430	1405	889	372	193	76	32	14	3	1	2	3	1	1		.28E+01	.19E+00	.19E+00	.21E+00	.26E+00	.24E+00
1236	1481	1357	846	411	154	60	21	7	2	3	0	1	1	0		.25E+01	.17E+00	.17E+00	.20E+00	.24E+00	.23E+00
1532	1719	1384	739	305	97	41	14	7	1	3	1	0	0	0		.20E+01	.15E+00	.15E+00	.18E+00	.21E+00	.20E+00

26 DAY 6 MONTH 79 6:12: 0 PROBE RANGE 100 FRAME NUMBER 130

MEAN CHANNEL DIAMETER IN MICROMETERS																GM PER CUBIC METER	WAVELENGTH IN MICROMETERS .550	1.06	3.80	9.35	10.6
4.0	8.0	12.0	16.0	20.0	24.0	28.0	32.0	36.0	40.0	44.0	48.0	52.0	56.0	60.0		EXTINCTION IN RECIPROCAL METERS					
1633	1564	1165	577	229	88	23	7	3	1	0	0	0	0	0		.15E+01	.12E+00	.12E+00	.15E+00	.17E+00	.10E+00
1837	1573	1031	417	154	32	10	6	1	1	0	0	0	0	0		.11E+01	.97E-01	.94E-01	.12E+00	.14E+00	.17E+00
1763	1552	977	426	107	32	8	4	3	3	2	0	0	0	0		.11E+01	.93E-01	.90E-01	.11E+00	.13E+00	.12E+00
1737	1468	909	383	114	51	12	7	2	1	1	0	1	0	0		.11E+01	.91E-01	.89E-01	.11E+00	.13E+00	.12E+00
1709	1433	957	335	129	28	11	7	0	3	0	1	0	0	0		.97E+00	.84E-01	.82E-01	.10E+00	.12E+00	.11E+00
1778	1608	931	374	120	38	13	4	3	0	0	0	1	0	0		.10E+01	.91E-01	.89E-01	.11E+00	.13E+00	.13E+00
1671	1255	617	203	63	21	5	1	1	0	0	0	0	0	0		.60E+00	.60E-01	.58E-01	.74E-01	.86E-01	.79E-01
1877	1567	932	372	108	27	8	4	3	0	0	0	0	0	0		.94E+00	.87E-01	.85E-01	.11E+00	.12E+00	.12E+00
1926	1591	1019	369	115	45	12	7	2	0	0	0	0	0	0		.10E+01	.94E-01	.91E-01	.11E+00	.13E+00	.12E+00
2087	1596	726	263	72	14	6	1	0	0	0	0	0	0	0		.69E+00	.71E-01	.69E-01	.87E-01	.10E+00	.94E-01

26 DAY 6 MONTH 79 6:12:10 PROBE RANGE 100 FRAME NUMBER 131

MEAN CHANNEL DIAMETER IN MICROMETERS																GM PER CUBIC METER	WAVELENGTH IN MICROMETERS .550	1.06	3.80	9.35	10.6
4.0	8.0	12.0	16.0	20.0	24.0	28.0	32.0	36.0	40.0	44.0	48.0	52.0	56.0	60.0		EXTINCTION IN RECIPROCAL METERS					
2066	1537	885	381	136	38	12	6	0	0	1	1	0	0	0		.10E+01	.91E-01	.89E-01	.11E+00	.13E+00	.12E+00
2105	1743	955	357	96	35	12	2	2	2	1	0	0	0	1		.10E+01	.92E-01	.89E-01	.11E+00	.13E+00	.12E+00
2037	1513	752	280	76	27	9	2	1	0	0	1	0	0	0		.78E+00	.74E-01	.72E-01	.90E-01	.11E+00	.98E-01
2009	1501	778	272	77	24	13	4	1	0	0	1	0	0	0		.80E+00	.75E-01	.73E-01	.92E-01	.11E+00	.99E-01
1921	1436	771	248	79	30	15	1	0	1	0	0	1	0	0		.79E+00	.73E-01	.71E-01	.89E-01	.10E+00	.97E-01
1851	1432	692	308	91	23	10	2	0	1	0	1	0	0	0		.79E+00	.73E-01	.71E-01	.88E-01	.10E+00	.96E-01
1833	1262	593	162	73	20	8	3	2	0	0	0	0	0	0		.60E+00	.58E-01	.57E-01	.72E-01	.84E-01	.77E-01
1743	1250	541	161	43	14	3	2	2	2	0	0	0	0	0		.53E+00	.53E-01	.52E-01	.65E-01	.77E-01	.70E-01
1863	1225	569	193	51	14	8	1	3	0	0	0	0	0	0		.57E+00	.56E-01	.55E-01	.69E-01	.81E-01	.74E-01
1778	1193	603	205	70	24	8	2	2	0	0	0	0	1	0		.66E+00	.60E-01	.59E-01	.74E-01	.87E-01	.79E-01

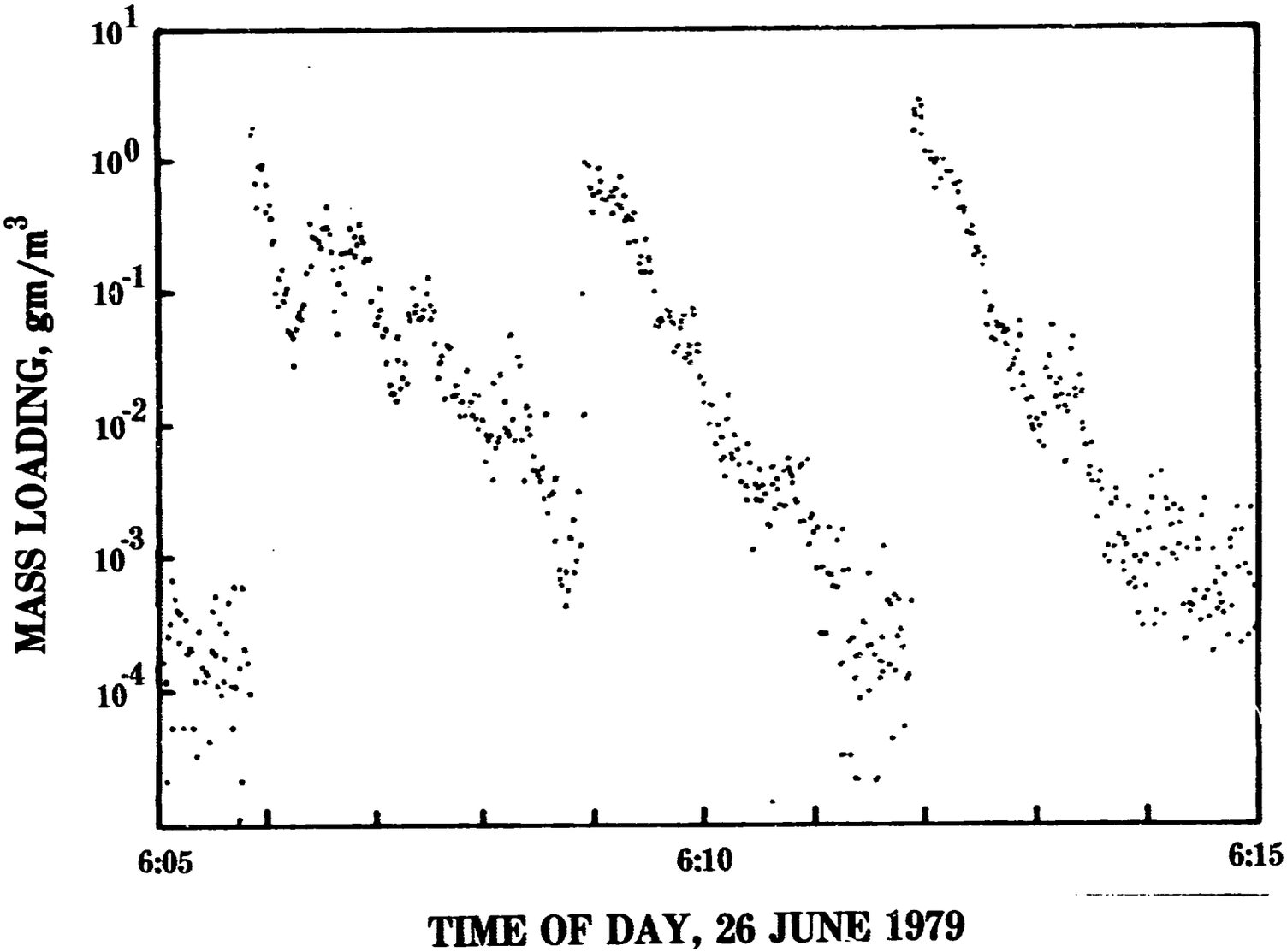

Figure 12. Particulate mass loading variation with time for three statically detonated 155 mm HE rounds fired at distances of 24, 34, and 30-m, respectively, from the particulate spectrometer. Values averaged over 5-s intervals.

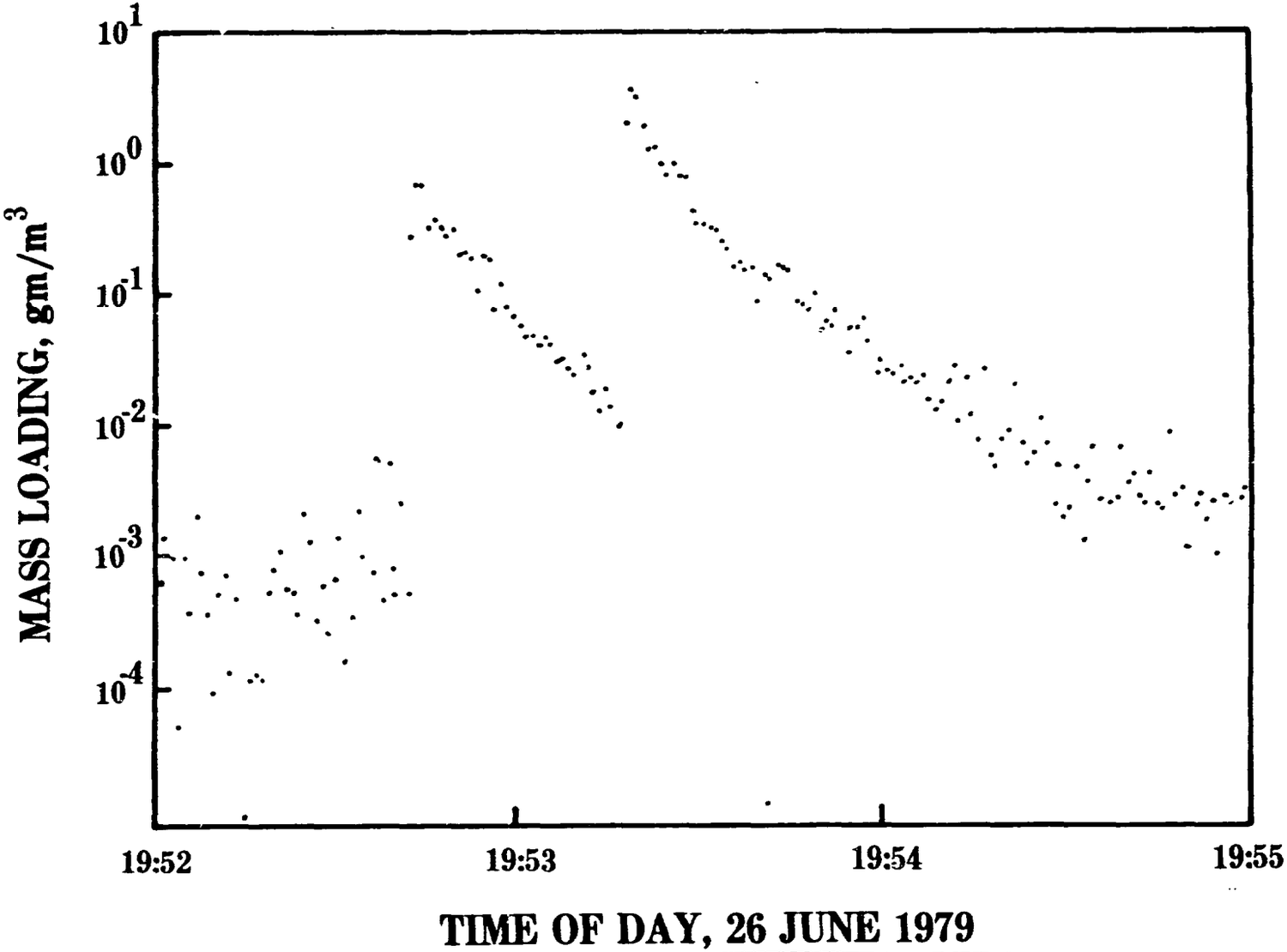

Figure 13. Particulate mass loading variation with time for an interval during a barrage fired at the instrumentation. The results of two projectile impacts within a few tens of meters of the instrument can be seen. Values averaged over 5-s intervals.

far as 30 m from the explosion and that these aerosols dissipate significantly after 1 or 2 minutes. These figures also show much shorter time scale variations that presumably are related to turbulence cells or other explosion cloud inhomogeneities.

Another more subtle but interesting feature of these data can be seen by examining table 14. Note that for the larger particles the peak detected number density occurred almost immediately after the explosion, whereas smaller particles, such as those in the third or fourth channel did not show maximum number density until several seconds later; and the first channel, containing number density information for the smallest particles, shows its maximum more than 15 s after the explosion.

In the general block of data presented in the appendix, there are several examples of time dependent spectra measured within a few meters of 155-mm projectile explosions similar to those illustrated above, along with others obtained within the impact zone of live 155-mm howitzer barrages.

CONCLUSIONS AND RECOMMENDATIONS

One conclusion to be drawn from this work is that, as a practical matter, one can place instrumentation directly in the target zone during artillery firings while incurring an acceptable, though not trivial, risk to equipment and thereby obtain particle size distribution measurements beginning almost with the first second after 155-mm HE round explosions only a few meters away from the instrument. In this test series, the sandbag protected particulate spectrometer survived the results of several dozen rounds and was finally put out of operation by a round which appears to have impacted about 2 m from the instrument. The particulate spectrometer was damaged by a small piece of shrapnel which destroyed its optical system; the damage was similar to what might be expected from a small caliber rifle bullet. The electronic systems, including tape recorders and the internal helium-neon laser, survived this and many subsequent explosions and continued to operate until the end of the test. The instrument damage occurred at 5:59:39 hours on 28 June, as is evident in the data presentation in the appendix.

We have presented some calculations of mass loading based on particulate spectrometer data. The result shows that during occasional periods of time during the few seconds immediately after an explosion which was very close to the instrument the mass loading could get as high as 2 or 3 g/m^3. Since the instrument was usually operating on range 100, only particles in the 2μm to 62μm diameter range were included. Some small amount of mass was also present in the smaller particle ranges. Measurements made from a helicopter borne payload in the DIRT-I test conducted at White Sands Missile Range in October 1978[1] showed mass loadings that were as high as 10 g/m^3 several tens of

[1]J. D. Lindberg et al, January 1979, Measured Effects of Battlefield Dust and Smoke on Visible, Infrared, and Millimeter Wavelength Propagation: A Preliminary Report on Dusty Infrared Test-I (DIRT-I), ASL-TR-0021, US Army Atmospheric Sciences Laboratory, White Sands Missile Range, NM

seconds after similar explosions and at higher altitudes above ground level. The results of the two tests suggest that the damp soil with much more vegetation produced less dense dust clouds than the desert soil produced. However, one must be cautious when using these particulate spectrometer data for mass loading calculations because of uncertainties in absolute counting efficiencies of the instruments as well as assumptions that are required in the data reduction process.

An examination of the calculations presented in the appendix gives an idea of the wavelength dependence of extinction for the explosion dust events. However, the calculations presented are for only five monochromatic wavelengths and are based on current but not perfect knowledge of complex refractive indices and the assumption that the particles are spherical, a requirement for application of Mie theory. These problems all introduce some uncertainty into the calculations, and therefore the values listed should not be used to make highly quantitative comparisons. Note that in dust the calculations show that longer wavelengths have a somewhat higher extinction than visible light. This difference is due partly to the limited size distribution range (2μm to 62μm) of particles that were measured when the instrument was operating on range 100. In such cases the particles with diameters less than 2μm are being ignored, and these particles contribute considerably more to short wavelength extinction than they do to extinction at 10.6μm. Consideration of this kind of problem in these data as well as in data from the DIRT-I work mentioned above has shown that particles in the general size range from about 0.5μm to at least 60μm diameter are present in sufficient numbers to be important at various times in such explosion dust clouds. The data in the appendix or even the data sample in table 14 show also that significant changes occur in just a second or two in these clouds. In the GRAF-II-Summer test reported here, only one particulate spectrometer could be run. As shown in table 1, the spectrometer is capable of measuring particles as small as 0.5μm and as large as 62μm, but only at a price of loss of temporal resolution required by use of the autoranging feature as was done in some examples of fog presented in the appendix. Therefore, one cannot really expect one instrument to provide complete data in this kind of test. In future tests of this kind we strongly recommend that several counters be used, operating simultaneously, so that each second a complete spectrum from 0.5μm to about 60μm is recorded. In the meantime, when using calculations of the sort presented in the appendix one must be cautious in making inferences. A reasonable conclusion from the appendix is that there is no really important wavelength dependence to the extinction in these dust clouds, but some variation must be expected. Similarly, the mass loading calculations must be considered only approximate.

In the fog data, particularly when the visibility was not exceptionally low, such as in the haze data on 25 June, a strong wavelength dependence is shown as would be expected. Since time resolution was not important, the instrument was operated in autoranging mode in some of the fog cases, thus producing a more complete measurement. For these data the assumption of spherical particles is more valid and the refractive indices are more well-known; therefore, the calculations are much more reliable. The strong wavelength dependence, of course, arises from the preponderance of small droplets in haze size distribution, as expected.

APPENDIX

SAMPLE SPECTRA AND CALCULATED RESULTS

All of the particle size distribution data for the time intervals indicated in table 13 of this report have been reduced and stored on magnetic tape along with calculations of mass loading and extinction as indicated in the example shown in table 14. Since these results are far too bulky to include completely in this report, we have confined this appendix to selected time intervals containing the more significant data. In the case of fog data, only trivial samples are included since fog measurements were not really part of the objective. We hope that the tabulation presented here will show the major quantitative features of the data. Anyone interested in pursuing the subject in more detail can obtain a full data tape from the Atmospheric Sciences Laboratory.

CONTENTS OF APPENDIX

22 June, 02:09:50 to 02:10:29 hours
Early morning ground fog..... 39

22 June, 05:00:30 to 05:01:09 hours
Ground fog, severe enough to delay test..... 40

22 June, 07:11:40 to 07:16:19 hours
Results from one 155-mm HE round statically fired at 07:12:16 at location E-6..... 41

25 June, 05:24:00 to 05:25:19 hours
Results from one 155-mm HE round statically fired at about 05:24:34 at location A-6..... 49

26 June, 06:05:00 to 06:14:59 hours
This 10-minute interval of data is that from which figure 13 was generated. It contains the results of three 155-mm HE static firings, one round at location C-6 at 06:05:52 hours, a second at location C-8 at about 06:08:53 hours, and a third at location B-8 at 06:11:53 hours..... 50

26 June, 19:52:20 to 19:54:59 hours
Data collected during 155-mm HE verification rounds, also shown in figure 14..... 65

26 June, 20:08:20 to 20:11:39 hours
Data collected during mixed 155-mm HE and WP barrage..... 69

27 June, 20:45:40 to 20:51:39 hours
Mixed 155-mm HE and WP firings in rain..... 74

28 June, 05:57:00 to 06:00:19 hours
HE barrage. Note that at 05:59:38 hours the instrument's optical system was damaged although the electronic equipment continued to operate..... 80

22 DAY 6 MONTH 79 2:10: 0 PROBE RANGE 100 FRAME NUMBER 69

MEAN CHANNEL DIAMETER IN MICROMETERS																GM PER CUBIC	WAVELENGTH IN MICROMETERS				
3.5	6.5	9.5	12.5	15.5	18.5	21.5	24.5	27.5	30.5	33.5	36.5	39.5	42.5	45.5		METER	.550	1.06	3.30	9.35	
																	EXTINCTION IN RECIPROCAL METERS				
140	248	242	17	4	0	0	1	0	0	0	0	0	0	0	0	.23E-01	.81E-02	.85E-02	.11E-01	.46E-02	3.5E-02
107	190	175	16	1	1	0	0	0	0	0	0	0	0	0	0	.16E-01	.60E-02	.62E-02	.82E-02	.33E-02	2.6E-02
117	210	185	20	2	1	0	0	0	0	0	0	0	0	0	0	.17E-01	.65E-02	.68E-02	.90E-02	.37E-02	2.9E-02
125	246	253	42	5	2	0	0	0	0	0	0	0	0	0	0	.25E-01	.91E-02	.95E-02	.12E-01	.50E-02	3.9E-02
121	226	227	19	3	0	0	0	0	0	0	0	0	0	0	0	.20E-01	.74E-02	.78E-02	.10E-01	.41E-02	2.9E-02
111	151	189	16	2	0	0	0	0	0	0	0	0	0	0	0	.16E-01	.59E-02	.61E-02	.80E-02	.33E-02	2.6E-02
144	239	241	24	4	0	0	0	0	0	0	0	0	0	0	0	.22E-01	.81E-02	.85E-02	.11E-01	.45E-02	3.5E-02
155	277	283	20	1	0	0	0	0	0	0	0	0	0	0	0	.23E-01	.90E-02	.94E-02	.12E-01	.49E-02	3.8E-02
112	272	262	27	4	0	0	0	0	0	0	0	0	0	0	0	.24E-01	.88E-02	.92E-02	.12E-01	.50E-02	3.8E-02
152	340	342	37	8	0	0	0	0	0	0	0	0	0	0	0	.31E-01	.12E-01	.12E-01	.16E-01	.67E-02	4.9E-02

22 DAY 6 MONTH 79 2:10: 0 PROBE RANGE 110 FRAME NUMBER 70

MEAN CHANNEL DIAMETER IN MICROMETERS																GM PER CUBIC	WAVELENGTH IN MICROMETERS				
3.0	5.0	7.0	9.0	11.0	13.0	15.0	17.0	19.0	21.0	23.0	25.0	27.0	29.0	31.0		METER	.550	1.06	3.30	9.35	10.6
																	EXTINCTION IN RECIPROCAL METERS				
63	109	161	187	88	8	5	1	1	1	0	0	0	0	0	0	.24E-01	.82E-02	.88E-02	.11E-01	.51E-02	3.9E-02
75	132	167	219	122	15	8	1	0	0	0	0	0	0	0	0	.29E-01	.10E-01	.11E-01	.14E-01	.63E-02	4.7E-02
64	130	166	227	86	6	9	2	0	0	0	0	0	0	0	0	.26E-01	.89E-02	.97E-02	.13E-01	.55E-02	3.7E-02
101	125	184	293	126	14	5	1	0	1	0	0	0	0	0	0	.33E-01	.11E-01	.12E-01	.16E-01	.71E-02	4.8E-02
79	133	178	271	113	12	2	1	1	0	0	0	0	0	0	0	.30E-01	.10E-01	.11E-01	.15E-01	.64E-02	.43E-02
76	137	174	256	70	9	6	0	2	1	0	0	0	0	0	0	.27E-01	.92E-02	.10E-01	.13E-01	.57E-02	3.9E-02
84	124	189	249	109	7	6	2	0	0	0	0	0	0	0	0	.29E-01	.10E-01	.11E-01	.14E-01	.62E-02	4.2E-02
63	99	143	199	87	10	2	0	0	0	0	0	0	0	0	0	.22E-01	.75E-02	.85E-02	.11E-01	.48E-02	3.2E-02
73	110	157	174	78	11	3	0	0	0	0	0	0	0	0	0	.21E-01	.75E-02	.81E-02	.11E-01	.45E-02	3.0E-02
61	101	144	189	91	8	6	1	0	0	0	0	0	0	0	0	.23E-01	.80E-02	.86E-02	.11E-01	.50E-02	3.3E-02

22 DAY 6 MONTH 79 2:10:10 PROBE RANGE 120 FRAME NUMBER 71

MEAN CHANNEL DIAMETER IN MICROMETERS																GM PER CUBIC	WAVELENGTH IN MICROMETERS				
1.5	2.5	3.5	4.5	5.5	6.5	7.5	8.5	9.5	10.5	11.5	12.5	13.5	14.5	15.5		METER	.550	1.06	3.30	9.35	
																	EXTINCTION IN RECIPROCAL METERS				
107	29	68	64	56	74	109	124	74	28	7	6	7	1	1		.19E-01	.72E-02	.76E-02	.11E-01	.78E-02	2.6E-02
100	27	67	66	85	95	131	143	103	35	6	3	5	0	1		.22E-01	.87E-02	.92E-02	.13E-01	.46E-02	3.1E-02
136	35	100	78	102	114	155	161	130	55	17	7	7	3	3		.30E-01	.11E-01	.12E-01	.16E-01	.61E-02	4.2E-02
111	28	71	50	59	75	119	102	58	29	6	6	2	0	0		.16E-01	.65E-02	.68E-02	.97E-02	.33E-02	2.1E-02
96	36	79	74	63	99	124	122	87	23	4	0	2	3	0		.19E-01	.76E-02	.79E-02	.11E-01	.68E-02	2.6E-02
134	43	89	69	78	101	133	138	81	28	11	4	5	2	0		.22E-01	.85E-02	.89E-02	.13E-01	.44E-02	3.0E-02
77	19	54	43	45	64	77	64	39	15	4	2	1	0	0		.11E-01	.43E-02	.45E-02	.65E-02	.21E-02	1.5E-02
221	39	68	80	98	119	139	153	96	31	6	5	2	2	0		.23E-01	.92E-02	.97E-02	.14E-01	.46E-02	3.2E-02
102	30	65	57	56	86	108	121	73	37	4	3	2	0	0		.18E-01	.71E-02	.75E-02	.11E-01	.36E-02	2.5E-02
72	25	54	43	57	73	83	82	52	9	9	5	1	1	0		.13E-01	.52E-02	.55E-02	.78E-02	.26E-02	1.8E-02

22 DAY 6 MONTH 79 2:10:20 PROBE RANGE 130 FRAME NUMBER 72

MEAN CHANNEL DIAMETER IN MICROMETERS																GM PER CUBIC	WAVELENGTH IN MICROMETERS				
.8	1.3	1.8	2.3	2.8	3.3	3.8	4.3	4.8	5.3	5.8	6.3	6.8	7.3	7.8		METER	.550	1.06	3.30	9.35	
																	EXTINCTION IN RECIPROCAL METERS				
53	75	86	24	13	47	60	50	51	34	55	57	80	86	93		.92E-02	.48E-02	.47E-02	.77E-02	.16E-02	1.5E-02
72	72	68	14	13	44	57	31	26	26	59	73	59	74	79		.80E-02	.42E-02	.41E-02	.67E-02	.10E-02	1.3E-02
51	62	67	18	7	54	54	52	27	28	59	59	62	101	69		.83E-02	.43E-02	.42E-02	.70E-02	.14E-02	1.3E-02
67	100	97	36	22	47	72	48	45	44	65	70	74	108	98		.10E-01	.53E-02	.51E-02	.85E-02	.18E-02	1.7E-02
89	99	109	22	9	32	69	39	36	33	55	64	67	85	80		.80E-02	.42E-02	.41E-02	.68E-02	.14E-02	1.3E-02
45	62	69	13	8	38	42	37	27	33	46	41	49	61	60		.63E-02	.33E-02	.32E-02	.53E-02	.11E-02	9.9E-03
61	73	73	8	11	33	52	51	45	38	54	67	55	86	76		.78E-02	.41E-02	.41E-02	.66E-02	.13E-02	1.2E-02
31	55	59	11	5	37	41	37	26	36	23	49	47	53	45		.55E-02	.29E-02	.29E-02	.47E-02	.94E-03	7.1E-03
77	90	108	23	15	42	53	47	55	38	53	60	54	82	105		.90E-02	.47E-02	.46E-02	.75E-02	.16E-02	1.3E-02
43	61	89	20	7	39	42	28	39	26	45	62	75	78	75		.80E-02	.41E-02	.41E-02	.67E-02	.14E-02	1.1E-02

22 DAY 6 MONTH 79 5: 0:30 PROBE RANGE 100 FRAME NUMBER 130

MEAN CHANNEL DIAMETER IN MICROMETERS																GM PER CUBIC METER	WAVELENGTH IN MICROMETERS .550	1.06	3.80	9.35	10.6
3.5	6.5	9.5	12.5	15.5	18.5	21.5	24.5	27.5	30.5	33.5	36.5	39.5	42.5	45.5		EXTINCTION IN RECIPROCAL METERS					
15	11	16	10	11	10	17	9	1	0	0	0	0	0	0	.29E-01	.47E-02	.49E-02	.51E-02	.63E-02	.43E-02
11	13	17	10	15	27	27	12	2	0	0	0	0	0	0	.48E-01	.75E-02	.78E-02	.83E-02	.10E-01	.70E-02
13	22	14	22	21	12	33	19	3	0	0	0	0	0	0	.55E-01	.86E-02	.90E-02	.91E-02	.12E-01	.80E-02
11	14	11	15	17	16	29	20	5	1	0	0	0	0	0	.57E-01	.85E-02	.88E-02	.91E-02	.12E-01	.82E-02
14	7	20	14	19	21	26	15	2	0	0	0	0	0	0	.49E-01	.77E-02	.80E-02	.84E-02	.10E-01	.71E-02
14	12	19	13	24	28	33	22	5	0	0	0	0	0	0	.68E-01	.10E-01	.11E-01	.11E-01	.14E-01	.98E-02
19	4	16	17	21	21	25	9	2	0	0	0	0	0	0	.43E-01	.70E-02	.73E-02	.76E-02	.94E-02	.63E-02
21	8	15	12	17	15	32	24	2	1	0	0	0	0	0	.60E-01	.89E-02	.93E-02	.94E-02	.12E-01	.86E-02
7	9	18	15	11	17	27	20	5	0	0	0	0	0	0	.56E-01	.85E-02	.89E-02	.92E-02	.12E-01	.82E-02
6	10	17	17	16	20	36	13	4	3	0	0	0	0	0	.60E-01	.91E-02	.94E-02	.98E-02	.12E-01	.87E-02

22 DAY 6 MONTH 79 5: 0:40 PROBE RANGE 100 FRAME NUMBER 131

MEAN CHANNEL DIAMETER IN MICROMETERS																GM PER CUBIC METER	WAVELENGTH IN MICROMETERS .550	1.06	3.80	9.35	10.6
3.5	6.5	9.5	12.5	15.5	18.5	21.5	24.5	27.5	30.5	33.5	36.5	39.5	42.5	45.5		EXTINCTION IN RECIPROCAL METERS					
4	3	13	11	19	26	21	15	6	0	0	0	0	0	0	.52E-01	.79E-02	.82E-02	.87E-02	.11E-01	.76E-02
4	5	20	14	12	24	34	21	7	0	0	0	0	0	0	.65E-01	.97E-02	.10E-01	.10E-01	.14E-01	.95E-02
10	12	21	10	7	17	21	14	0	0	0	0	0	0	0	.39E-01	.62E-02	.65E-02	.67E-02	.83E-02	.57E-02
9	15	8	8	12	12	15	15	3	0	0	0	0	0	0	.37E-01	.55E-02	.58E-02	.60E-02	.76E-02	.53E-02
7	3	20	6	9	19	13	7	1	0	0	0	0	0	0	.28E-01	.45E-02	.47E-02	.51E-02	.60E-02	.41E-02
9	9	18	11	17	32	43	21	2	2	0	0	0	0	0	.72E-01	.11E-01	.11E-01	.12E-01	.15E-01	.10E-01
13	8	10	5	17	12	19	7	2	0	0	0	0	0	0	.31E-01	.49E-02	.51E-02	.53E-02	.66E-02	.45E-02
8	6	22	15	29	28	26	9	3	0	0	0	0	0	0	.50E-01	.82E-02	.85E-02	.91E-02	.11E-01	.73E-02
12	7	16	9	16	23	25	10	2	1	0	0	0	0	0	.45E-01	.70E-02	.73E-02	.77E-02	.95E-02	.65E-02
10	6	20	9	16	9	17	10	2	0	0	0	0	0	0	.32E-01	.52E-02	.54E-02	.56E-02	.69E-02	.47E-02

22 DAY 6 MONTH 79 5: 0:50 PROBE RANGE 100 FRAME NUMBER 132

MEAN CHANNEL DIAMETER IN MICROMETERS																GM PER CUBIC METER	WAVELENGTH IN MICROMETERS .550	1.06	3.80	9.35	10.6
3.5	6.5	9.5	12.5	15.5	18.5	21.5	24.5	27.5	30.5	33.5	36.5	39.5	42.5	45.5		EXTINCTION IN RECIPROCAL METERS					
8	9	19	17	14	25	22	20	4	0	0	0	0	0	0	.54E-01	.83E-02	.87E-02	.91E-02	.11E-01	.79E-02
20	13	12	12	24	32	39	17	3	1	0	0	0	0	0	.62E-01	.95E-02	.99E-02	.10E-01	.13E-01	.91E-02
7	7	9	12	10	13	24	4	1	1	0	0	0	0	0	.32E-01	.50E-02	.52E-02	.54E-02	.68E-02	.46E-02
9	8	15	9	9	16	22	11	0	0	0	0	0	0	0	.35E-01	.55E-02	.57E-02	.60E-02	.75E-02	.51E-02
16	7	6	11	14	14	27	11	0	0	0	0	0	0	0	.38E-01	.60E-02	.62E-02	.63E-02	.82E-02	.56E-02
9	6	17	6	13	13	11	7	0	0	0	0	0	0	0	.23E-01	.39E-02	.41E-02	.44E-02	.51E-02	.35E-02
10	10	14	21	24	24	45	19	2	1	0	0	0	0	0	.69E-01	.11E-01	.11E-01	.11E-01	.15E-01	.10E-01
4	5	12	8	19	25	26	14	5	0	0	0	0	0	0	.52E-01	.79E-02	.82E-02	.87E-02	.11E-01	.76E-02
5	9	8	12	20	17	25	17	5	1	0	0	0	0	0	.53E-01	.80E-02	.83E-02	.86E-02	.11E-01	.77E-02
4	10	13	12	27	25	35	24	6	1	0	0	0	0	0	.73E-01	.11E-01	.11E-01	.12E-01	.15E-01	.11E-01

22 DAY 6 MONTH 79 5: 1: 0 PROBE RANGE 100 FRAME NUMBER 133

MEAN CHANNEL DIAMETER IN MICROMETERS																GM PER CUBIC METER	WAVELENGTH IN MICROMETERS .550	1.06	3.80	9.35	10.6
3.5	6.5	9.5	12.5	15.5	18.5	21.5	24.5	27.5	30.5	33.5	36.5	39.5	42.5	45.5		EXTINCTION IN RECIPROCAL METERS					
7	9	12	14	19	17	25	17	1	1	0	0	0	0	0	.48E-01	.75E-02	.78E-02	.80E-02	.10E-01	.70E-02
11	12	8	8	17	24	16	16	6	0	0	0	0	0	0	.48E-01	.72E-02	.75E-02	.80E-02	.10E-01	.69E-02
5	6	14	13	3	11	20	7	4	0	0	0	0	0	0	.32E-01	.49E-02	.51E-02	.53E-02	.66E-02	.46E-02
7	7	12	9	17	22	19	15	0	0	1	0	0	0	0	.43E-01	.66E-02	.69E-02	.72E-02	.91E-02	.62E-02
7	8	11	13	13	12	9	8	3	0	0	0	0	0	0	.27E-01	.44E-02	.46E-02	.48E-02	.57E-02	.40E-02
12	7	5	10	26	14	21	6	2	1	0	0	0	0	0	.38E-01	.61E-02	.64E-02	.66E-02	.81E-02	.55E-02
9	9	15	11	15	15	20	2	2	0	0	0	0	0	0	.28E-01	.47E-02	.49E-02	.52E-02	.62E-02	.42E-02
4	9	11	7	13	11	21	12	3	0	0	0	0	0	0	.37E-01	.57E-02	.59E-02	.61E-02	.78E-02	.54E-02
9	4	17	10	11	16	11	9	2	0	0	0	0	0	0	.29E-01	.47E-02	.49E-02	.52E-02	.62E-02	.43E-02
11	6	17	10	14	11	21	4	1	1	0	0	0	0	0	.30E-01	.49E-02	.51E-02	.53E-02	.64E-02	.44E-02

22 DAY 6 MONTH 79 7:11:40 PROBE RANGE 100 FRAME NUMBER 906

MEAN CHANNEL DIAMETER IN MICROMETERS															GM PER CUBIC	WAVELENGTH IN MICROMETERS .550	1.06	3.80	9.35	10.6
4.0	8.0	12.0	16.0	20.0	24.0	28.0	32.0	36.0	40.0	44.0	48.0	52.0	56.0	60.0	METER	EXTINCTION IN RECIPROCAL METERS				
4	1	0	0	0	0	0	0	0	0	0	0	0	0	0	.13E-03	26E-04	.26E-04	.37E-04	41E-04	20E-04
4	3	0	0	0	0	0	0	0	0	0	0	0	0	0	.29E-03	53E-04	.51E-04	.67E-04	81E-04	68E-04
5	3	1	0	0	0	0	0	0	0	0	0	0	0	0	.59E-03	.85E-04	.82E-04	.11E-03	13E-03	11E-03
8	1	0	0	0	0	0	0	0	0	0	0	0	0	0	.17E-03	.40E-04	.41E-04	.59E-04	82E-04	.36E-04
5	3	1	0	0	0	0	0	0	0	0	0	0	0	0	.59E-03	.85E-04	.82E-04	.11E-03	13E-03	11E-03
10	1	0	0	1	0	0	0	0	0	0	0	0	0	0	.15E-02	.13E-03	13E-03	.17E-03	18E-03	.17E-03
7	0	1	0	0	0	0	0	0	0	0	0	0	0	0	.36E-03	.52E-04	.53E-04	.78E-04	78E-04	57E-04
4	1	0	0	0	0	0	0	0	0	0	0	0	0	0	.13E-03	.26E-04	.26E-04	37E-04	41E-04	20E-04
4	1	1	1	0	0	0	0	0	0	0	0	0	0	0	.11E-02	11E-03	.10E-03	.13E-03	15E-03	12E-03
7	3	0	0	0	0	0	0	0	0	0	0	0	0	0	.33E-03	.63E-04	.61E-04	.83E-04	96E-04	74E-04

22 DAY 6 MONTH 79 7:11:50 PROBE RANGE 100 FRAME NUMBER 907

MEAN CHANNEL DIAMETER IN MICROMETERS															GM PER CUBIC	WAVELENGTH IN MICROMETERS .550	1.06	3.80	9.35	10.6
4.0	8.0	12.0	16.0	20.0	24.0	28.0	32.0	36.0	40.0	44.0	48.0	52.0	56.0	60.0	METER	EXTINCTION IN RECIPROCAL METERS				
4	4	0	0	0	0	0	0	0	0	0	0	0	0	0	.38E-03	66E-04	.63E-04	.82E-04	10E-03	89E-04
3	1	2	0	0	0	0	0	0	0	0	0	0	0	0	.68E-03	81E-04	.79E-04	.11E-03	12E-03	11E-03
4	2	0	0	0	0	0	0	0	0	0	0	0	0	0	.21E-03	.40E-04	.38E-04	.52E-04	61E-04	.46E-04
10	2	0	0	0	0	0	0	0	0	0	0	0	0	0	.27E-03	.60E-04	.60E-04	.85E-04	92E-04	.60E-04
5	4	2	0	0	0	0	0	0	0	0	0	0	0	0	.96E-03	.13E-03	.12E-03	.17E-03	.19E-03	.17E-03
5	2	0	0	0	0	0	0	0	0	0	0	0	0	0	.22E-03	.43E-04	.42E-04	.58E-04	66E-04	50E-04
7	3	0	0	1	0	0	0	0	0	0	0	0	0	0	.16E-02	.14E-03	.14E-03	.18E-03	20E-03	17E-03
8	1	1	1	0	0	0	0	0	0	0	0	0	0	0	.11E-02	12E-03	.12E-03	.15E-03	17E-03	14E-03
3	0	1	0	0	0	0	0	0	0	0	0	0	0	0	.32E-03	39E-04	.39E-04	.56E-04	57E-04	49E-04
2	2	0	0	0	0	0	0	0	0	0	0	0	0	0	.19E-03	.33E-04	31E-04	.41E-04	50E-04	.44E-04

22 DAY 6 MONTH 79 7:12: 0 PROBE RANGE 100 FRAME NUMBER 908

MEAN CHANNEL DIAMETER IN MICROMETERS															GM PER CUBIC	WAVELENGTH IN MICROMETERS .550	1.06	3.80	9.35	10.6
4.0	8.0	12.0	16.0	20.0	24.0	28.0	32.0	36.0	40.0	44.0	48.0	52.0	56.0	60.0	METER	EXTINCTION IN RECIPROCAL METERS				
3	4	0	1	0	0	0	0	0	0	0	0	0	0	0	.10E-02	.11E-03	.11E-03	.13E-03	17E-03	15E-03
4	3	0	0	0	0	0	0	1	0	0	0	0	0	0	.80E-02	.30E-03	.32E-03	.36E-03	39E-03	36E-03
10	0	0	0	0	0	0	0	0	0	0	0	0	0	0	.11E-03	34E-04	.36E-04	.56E-04	53E-04	20E-04
2	0	1	0	0	0	0	0	0	0	0	0	0	0	0	.31E-03	.36E-04	.35E-04	.50E-04	52E-04	47E-04
1	1	0	0	0	0	0	0	0	0	0	0	0	0	0	.95E-04	16E-04	.16E-04	.20E-04	25E-04	22E-04
3	1	1	1	0	0	0	0	0	0	0	0	0	0	0	.11E-02	10E-03	.10E-03	.12E-03	15E-03	.13E-03
4	2	0	0	0	0	0	0	0	0	0	0	0	0	0	.21E-03	40E-04	.38E-04	.52E-04	61E-04	49E-04
4	1	2	0	0	0	0	0	0	0	0	0	0	0	0	.69E-03	.84E-04	.83E-04	.12E-03	.12E-03	11E-03
2	3	1	0	0	0	0	0	0	0	0	0	0	0	0	.56E-03	.75E-04	.72E-04	.95E-04	11E-03	11E-03
6	1	0	0	0	0	0	0	0	0	0	0	0	0	0	.15E-03	.33E-04	.33E-04	.48E-04	51E-04	32E-04

22 DAY 6 MONTH 79 7:12:10 PROBE RANGE 100 FRAME NUMBER 909

MEAN CHANNEL DIAMETER IN MICROMETERS															GM PER CUBIC	WAVELENGTH IN MICROMETERS .550	1.06	3.80	9.35	10.6
4.0	8.0	12.0	16.0	20.0	24.0	28.0	32.0	36.0	40.0	44.0	48.0	52.0	56.0	60.0	METER	EXTINCTION IN RECIPROCAL METERS				
8	3	1	0	0	0	0	0	0	0	0	0	0	0	0	.62E-03	95E-04	.93E-04	.13E-03	14E-03	12E-03
8	2	0	0	0	0	0	0	0	0	0	0	0	0	0	.25E-03	.53E-04	.53E-04	.74E-04	.82E-04	56E-04
4	2	0	0	0	0	0	0	0	0	0	0	0	0	0	.21E-03	.40E-04	.38E-04	.52E-04	61E-04	.48E-04
1	1	0	0	0	0	0	0	0	0	0	0	0	0	0	.95E-04	.16E-04	.16E-04	.20E-04	25E-04	22E-04
6	0	1	0	0	0	0	0	0	0	0	0	0	0	0	.35E-03	.49E-04	.50E-04	.73E-04	.73E-04	.55E-04
4	0	0	0	0	0	0	0	0	0	0	0	0	0	0	.42E-04	13E-04	.14E-04	.22E-04	.21E-04	81E-05
2	3	1	1	1	101	101	101	101	101	101	101	101	101	101						
197	176	89	24	25	12	11	8	0	4	1	2	2	0	0	.34E+00	17E-01	.17E-01	.19E-01	23E-01	21E-01
370	294	189	94	37	29	20	14	10	2	1	4	2	0	0	.64E+00	.34E-01	.34E-01	.39E-01	46E-01	42E-01
393	395	229	106	59	31	10	8	3	2	3	1	0	1	1	.57E+00	.34E-01	.34E-01	.39E-01	47E-01	44E-01

22 DAY 6 MONTH 79 7:12:20 PROBE RANGE 100 FRAME NUMBER 910

MEAN CHANNEL DIAMETER IN MICROMETERS															GM PER CUBIC	WAVELENGTH IN MICROMETERS				
4.0	8.0	12.0	16.0	20.0	24.0	28.0	32.0	36.0	40.0	44.0	48.0	52.0	56.0	60.0	METER	.550	1.06	3.80	9.35	10.6
																EXTINCTION IN RECIPROCAL METERS				
450	333	216	82	39	17	7	1	4	1	1	1	0	0	0	.34E+00	25E-01	.24E-01	.29E-01	.35E-01	.32E-01
533	435	233	96	36	14	6	1	1	1	2	0	0	0	0	.33E+00	.26E-01	.25E-01	.31E-01	.37E-01	.34E-01
482	327	167	60	35	9	5	1	0	0	0	0	0	0	0	.21E+00	.19E-01	.18E-01	.23E-01	.26E-01	.24E-01
370	232	98	28	13	5	1	0	1	1	0	1	0	0	0	.14E+00	.11E-01	.11E-01	.14E-01	.16E-01	.15E-01
303	192	105	21	15	5	4	2	0	0	0	0	0	0	0	.12E+00	.10E-01	.10E-01	.13E-01	.15E-01	.14E-01
318	199	97	31	7	5	0	0	0	0	0	0	0	0	0	.89E-01	.92E-02	.89E-02	.11E-01	.13E-01	.12E-01
315	181	72	19	9	1	1	0	0	0	0	0	0	0	0	.70E-01	.75E-02	.73E-02	.94E-02	.11E-01	.97E-02
214	144	42	20	5	1	1	1	0	0	0	0	0	0	0	.58E-01	.57E-02	.56E-02	.69E-02	.83E-02	.74E-02
189	93	41	6	1	2	1	1	1	0	0	0	0	0	0	.48E-01	.43E-02	.42E-02	.53E-02	.61E-02	.55E-02
133	78	31	12	4	0	0	0	1	0	0	0	0	0	0	.38E-01	.35E-02	.35E-02	.44E-02	.51E-02	.46E-02

22 DAY 6 MONTH 79 7:12:30 PROBE RANGE 100 FRAME NUMBER 911

MEAN CHANNEL DIAMETER IN MICROMETERS															GM PER CUBIC	WAVELENGTH IN MICROMETERS				
4.0	8.0	12.0	16.0	20.0	24.0	28.0	32.0	36.0	40.0	44.0	48.0	52.0	56.0	60.0	METER	.550	1.06	3.80	9.35	10.6
																EXTINCTION IN RECIPROCAL METERS				
112	41	24	3	0	2	0	0	0	0	0	0	0	0	0	.18E-01	.20E-02	.19E-02	.26E-02	.29E-02	.25E-02
94	40	26	4	0	0	0	0	0	0	0	0	0	0	0	.14E-01	.18E-02	.18E-02	.23E-02	.26E-02	.23E-02
59	45	22	1	0	0	0	0	0	0	0	0	0	0	0	.11E-01	.15E-02	.14E-02	.19E-02	.22E-02	.20E-02
81	29	13	2	0	1	0	0	0	0	0	0	0	0	0	.11E-01	.12E-02	.12E-02	.16E-02	.18E-02	.16E-02
42	20	5	4	2	1	0	0	0	0	0	0	0	0	0	.11E-01	.10E-02	.10E-02	.12E-02	.15E-02	.13E-02
40	24	7	1	1	0	0	0	0	0	0	0	0	0	0	.64E-02	.78E-03	.76E-03	.10E-02	.12E-02	.10E-02
32	13	6	1	0	0	0	0	0	0	0	0	0	0	0	.38E-02	.50E-03	.49E-03	.66E-03	.75E-03	.64E-03
35	12	7	4	0	1	0	0	0	0	0	0	0	0	0	.83E-02	.79E-03	.78E-03	.96E-03	.11E-02	.10E-02
26	23	7	3	0	0	0	0	0	0	0	0	0	0	0	.62E-02	.74E-03	.72E-03	.91E-03	.11E-02	.10E-02
21	32	20	7	0	1	2	1	0	0	0	0	0	0	0	.28E-01	.20E-02	.20E-02	.24E-02	.29E-02	.27E-02

22 DAY 6 MONTH 79 7:12:40 PROBE RANGE 100 FRAME NUMBER 912

MEAN CHANNEL DIAMETER IN MICROMETERS															GM PER CUBIC	WAVELENGTH IN MICROMETERS				
4.0	8.0	12.0	16.0	20.0	24.0	28.0	32.0	36.0	40.0	44.0	48.0	52.0	56.0	60.0	METER	.550	1.06	3.80	9.35	10.6
																EXTINCTION IN RECIPROCAL METERS				
36	25	15	6	4	3	2	0	0	1	0	0	0	0	1	.76E-01	.32E-02	.31E-02	.36E-02	.42E-02	.39E-02
34	29	25	10	3	2	1	2	0	0	0	0	0	0	0	.40E-01	.27E-02	.27E-02	.32E-02	.38E-02	.36E-02
31	34	20	8	7	3	0	0	0	0	0	0	0	0	0	.30E-01	.24E-02	.24E-02	.29E-02	.34E-02	.32E-02
27	26	24	10	5	2	2	2	0	0	0	0	0	0	0	.45E-01	.30E-02	.29E-02	.34E-02	.41E-02	.38E-02
40	36	22	14	3	0	1	0	0	0	0	0	0	0	0	.27E-01	.23E-02	.23E-02	.28E-02	.33E-02	.31E-02
41	35	23	4	1	1	0	1	0	0	0	0	0	0	0	.22E-01	.19E-02	.18E-02	.23E-02	.26E-02	.25E-02
35	32	16	14	4	0	0	0	0	0	0	0	0	0	0	.22E-01	.20E-02	.20E-02	.24E-02	.29E-02	.27E-02
59	43	16	16	10	3	1	0	0	0	0	0	0	0	0	.43E-01	.33E-02	.33E-02	.39E-02	.46E-02	.42E-02
70	41	33	15	5	5	1	1	0	0	0	0	0	0	0	.51E-01	.38E-02	.37E-02	.45E-02	.53E-02	.49E-02
54	36	24	13	5	2	0	1	0	0	0	0	0	0	0	.36E-01	.28E-02	.28E-02	.33E-02	.40E-02	.37E-02

22 DAY 6 MONTH 79 7:12:50 PROBE RANGE 100 FRAME NUMBER 913

MEAN CHANNEL DIAMETER IN MICROMETERS															GM PER CUBIC	WAVELENGTH IN MICROMETERS				
4.0	8.0	12.0	16.0	20.0	24.0	28.0	32.0	36.0	40.0	44.0	48.0	52.0	56.0	60.0	METER	.550	1.06	3.80	9.35	10.6
																EXTINCTION IN RECIPROCAL METERS				
44	31	29	11	6	2	1	0	0	0	0	0	0	0	0	.35E-01	.28E-02	.27E-02	.34E-02	.39E-02	.37E-02
43	49	30	10	7	1	0	1	0	0	0	0	0	1	0	.66E-01	.39E-02	.36E-02	.42E-02	.50E-02	.47E-02
59	38	21	11	4	1	1	0	0	0	0	0	0	0	0	.28E-01	.24E-02	.24E-02	.29E-02	.35E-02	.32E-02
61	54	33	14	1	2	1	0	1	0	0	0	0	0	0	.41E-01	.33E-02	.32E-02	.39E-02	.47E-02	.43E-02
73	41	29	10	4	1	0	0	0	0	0	1	0	0	0	.45E-01	.30E-02	.30E-02	.36E-02	.42E-02	.39E-02
78	55	45	15	5	2	0	0	0	0	0	0	0	0	0	.39E-01	.37E-02	.36E-02	.45E-02	.52E-02	.49E-02
94	82	50	25	10	3	0	2	0	0	0	0	0	0	0	.70E-01	.56E-02	.55E-02	.66E-02	.79E-02	.74E-02
57	68	24	17	6	2	1	0	1	0	0	0	0	0	0	.48E-01	.37E-02	.37E-02	.44E-02	.53E-02	.49E-02
66	39	20	8	2	1	0	0	1	0	0	0	0	0	0	.28E-01	.22E-02	.22E-02	.27E-02	.32E-02	.29E-02
56	33	13	6	2	1	1	1	0	1	0	0	0	0	0	.36E-01	.22E-02	.22E-02	.26E-02	.31E-02	.28E-02

22 DAY 6 MONTH 79 7:13: 0 PROBE RANGE 100 FRAME NUMBER 914

MEAN CHANNEL DIAMETER IN MICROMETERS															GM PER CUBIC METER	WAVELENGTH IN MICROMETERS EXTINCTION IN RECIPROCAL METERS				
4.0	8.0	12.0	16.0	20.0	24.0	28.0	32.0	36.0	40.0	44.0	48.0	52.0	56.0	60.0		.550	1.06	3.80	9.35	10.6
43	21	21	8	1	2	1	1	0	0	0	0	0	0	0	.28E-01	.21E-02	.21E-02	.25E-02	.29E-02	.27E-02
45	23	13	7	2	2	0	1	0	0	0	0	0	0	0	.23E-01	.18E-02	.17E-02	.21E-02	.25E-02	.23E-02
52	32	14	7	3	1	0	0	0	0	0	0	0	0	0	.18E-01	.17E-02	.17E-02	.21E-02	.24E-02	.22E-02
56	24	20	6	2	1	0	0	0	0	0	0	0	0	0	.17E-01	.17E-02	.16E-02	.21E-02	.24E-02	.22E-02
34	17	8	3	3	1	0	0	0	0	0	0	0	0	0	.12E-01	.11E-02	.11E-02	.13E-02	.15E-02	.14E-02
47	35	18	6	0	0	0	0	0	0	0	0	0	0	0	.13E-01	.14E-02	.14E-02	.18E-02	.21E-02	.19E-02
61	38	23	10	6	4	1	0	0	0	0	0	0	0	0	.38E-01	.30E-02	.29E-02	.35E-02	.42E-02	.38E-02
50	33	11	5	4	2	2	0	0	0	0	0	0	0	0	.27E-01	.20E-02	.20E-02	.24E-02	.28E-02	.26E-02
30	10	13	3	1	0	1	0	0	0	0	0	0	0	0	.12E-01	.99E-03	.98E-03	.13E-02	.14E-02	.13E-02
29	23	10	2	2	1	0	0	0	0	0	0	0	0	0	.11E-01	.11E-02	.10E-02	.13E-02	.15E-02	.14E-02

22 DAY 6 MONTH 79 7:13:10 PROBE RANGE 100 FRAME NUMBER 915

MEAN CHANNEL DIAMETER IN MICROMETERS															GM PER CUBIC METER	WAVELENGTH IN MICROMETERS EXTINCTION IN RECIPROCAL METERS				
4.0	8.0	12.0	16.0	20.0	24.0	28.0	32.0	36.0	40.0	44.0	48.0	52.0	56.0	60.0		.550	1.06	3.80	9.35	10.6
16	9	8	1	0	1	0	0	1	0	0	0	0	0	0	.14E-01	.82E-03	.82E-03	.99E-03	.11E-02	.10E-02
12	12	8	4	2	0	0	0	0	0	0	0	0	0	0	.87E-02	.79E-03	.77E-03	.95E-03	.11E-02	.10E-02
20	11	3	3	0	0	0	1	0	1	0	0	0	0	0	.20E-01	.96E-03	.97E-03	.10E-02	.13E-02	.12E-02
10	14	7	2	0	0	0	0	0	0	0	0	0	0	0	.46E-02	.52E-03	.50E-03	.64E-03	.76E-03	.73E-03
17	10	4	2	0	0	0	0	0	0	0	0	0	0	0	.35E-02	.41E-03	.39E-03	.50E-03	.59E-03	.53E-03
15	10	4	1	1	0	0	1	0	0	0	0	0	0	0	.95E-02	.63E-03	.62E-03	.73E-03	.87E-03	.79E-03
10	10	5	0	0	1	0	0	0	0	0	0	0	0	0	.46E-02	.42E-03	.41E-03	.52E-03	.61E-03	.57E-03
12	9	0	1	1	0	0	0	0	0	0	0	0	0	0	.29E-02	.29E-03	.28E-03	.34E-03	.42E-03	.36E-03
14	6	1	1	0	0	0	0	0	0	0	0	0	0	0	.16E-02	.21E-03	.20E-03	.26E-03	.30E-03	.25E-03
15	5	2	2	0	0	0	0	0	0	0	0	0	0	0	.25E-02	.28E-03	.27E-03	.34E-03	.40E-03	.34E-03

22 DAY 6 MONTH 79 7:13:20 PROBE RANGE 100 FRAME NUMBER 916

MEAN CHANNEL DIAMETER IN MICROMETERS															GM PER CUBIC METER	WAVELENGTH IN MICROMETERS EXTINCTION IN RECIPROCAL METERS				
4.0	8.0	12.0	16.0	20.0	24.0	28.0	32.0	36.0	40.0	44.0	48.0	52.0	56.0	60.0		.550	1.06	3.80	9.35	10.6
15	9	3	3	0	0	0	0	0	0	0	0	0	0	0	.45E-02	.46E-03	.44E-03	.53E-03	.66E-03	.59E-03
10	2	5	1	0	0	0	0	0	0	0	0	0	0	0	.24E-02	.26E-03	.25E-03	.33E-03	.37E-03	.34E-03
8	6	6	1	0	0	0	0	0	0	0	0	0	0	0	.30E-02	.33E-03	.32E-03	.42E-03	.48E-03	.46E-03
15	6	4	1	0	0	0	0	0	2	0	0	0	0	0	.24E-01	.92E-03	.93E-03	.99E-03	.12E-02	.11E-02
19	10	10	0	0	0	0	0	0	0	0	0	0	0	0	.39E-02	.48E-03	.47E-03	.65E-03	.71E-03	.61E-03
16	16	6	0	1	1	1	0	0	0	0	0	0	0	0	.10E-01	.78E-03	.77E-03	.96E-03	.11E-02	.10E-02
15	16	5	2	0	1	0	0	0	0	0	0	0	0	0	.65E-02	.62E-03	.60E-03	.73E-03	.89E-03	.85E-03
10	7	4	3	0	0	0	0	0	0	0	0	0	0	0	.39E-02	.39E-03	.38E-03	.47E-03	.57E-03	.52E-03
7	7	3	2	0	0	0	0	0	0	0	0	0	0	0	.29E-02	.30E-03	.29E-03	.36E-03	.44E-03	.41E-03
15	8	6	2	1	0	1	0	0	0	0	0	0	0	0	.88E-02	.66E-03	.65E-03	.82E-03	.93E-03	.85E-03

22 DAY 6 MONTH 79 7:13:30 PROBE RANGE 100 FRAME NUMBER 917

MEAN CHANNEL DIAMETER IN MICROMETERS															GM PER CUBIC METER	WAVELENGTH IN MICROMETERS EXTINCTION IN RECIPROCAL METERS				
4.0	8.0	12.0	16.0	20.0	24.0	28.0	32.0	36.0	40.0	44.0	48.0	52.0	56.0	60.0		.550	1.06	3.80	9.35	10.6
13	7	6	0	0	0	0	0	0	0	0	0	0	0	0	.24E-02	.31E-03	.30E-03	.41E-03	.46E-03	.42E-03
13	4	2	1	0	0	0	0	0	0	0	0	0	0	0	.17E-02	.20E-03	.20E-03	.26E-03	.30E-03	.28E-03
20	7	4	0	0	0	0	0	0	0	0	0	0	0	0	.19E-02	.27E-03	.27E-03	.37E-03	.41E-03	.39E-03
7	3	2	0	0	0	0	0	0	0	0	0	0	0	0	.89E-03	.12E-03	.12E-03	.16E-03	.18E-03	.16E-03
17	9	1	1	0	0	0	0	0	0	0	0	0	0	0	.19E-02	.25E-03	.25E-03	.32E-03	.38E-03	.33E-03
11	3	2	0	0	0	0	0	0	0	0	0	0	0	0	.94E-03	.13E-03	.13E-03	.18E-03	.20E-03	.17E-03
11	2	3	0	0	0	0	0	0	1	0	0	0	0	0	.12E-01	.46E-03	.47E-03	.51E-03	.60E-03	.55E-03
19	0	3	1	3	0	0	0	0	0	0	0	0	0	0	.57E-02	.44E-03	.44E-03	.56E-03	.61E-03	.51E-03
9	6	0	0	1	0	0	0	0	0	0	0	0	0	0	.19E-02	.19E-03	.18E-03	.23E-03	.27E-03	.23E-03
12	7	1	1	0	0	0	0	0	0	0	0	0	0	0	.17E-02	.21E-03	.20E-03	.26E-03	.31E-03	.27E-03

22 DAY 6 MONTH 79 7:13:40 PROBE RANGE 100 FRAME NUMBER 918

MEAN CHANNEL DIAMETER IN MICROMETERS															GM PER CUBIC	WAVELENGTH IN MICROMETERS				
4.0	8.0	12.0	16.0	20.0	24.0	28.0	32.0	36.0	40.0	44.0	48.0	52.0	56.0	60.0	METER	.550	1.06	3.80	9.35	10.6
																EXTINCTION IN RECIPROCAL METERS				
8	3	0	0	0	0	0	0	0	0	0	0	0	0	0	.34E-03	.66E-04	.65E-04	.89E-04	10E-03	76E-04
12	5	4	0	0	0	0	0	0	0	0	0	0	0	0	.17E-02	.22E-03	.22E-03	.30E-03	33E-03	.29E-03
10	2	0	1	0	0	0	0	0	0	0	0	0	0	0	.95E-03	.11E-03	11E-03	.14E-03	16E-03	12E-03
11	7	4	1	0	1	0	0	0	0	0	0	0	0	0	.48E-02	.41E-03	.40E-03	.49E-03	58E-03	.51E-03
9	3	0	0	1	0	0	0	0	0	0	0	0	0	0	.17E-02	.15E-03	.15E-03	.19E-03	21E-03	.17E-03
9	6	0	2	0	0	0	0	0	0	0	0	0	0	0	.19E-02	.21E-03	.20E-03	.24E-03	31E-03	.27E-03
8	3	0	0	1	0	0	0	0	0	0	0	0	0	0	.17E-02	14E-03	.14E-03	.18E-03	21E-03	.17E-03
7	4	1	1	0	0	0	0	0	0	0	0	0	0	0	.14E-02	16E-03	.15E-03	.19E-03	23E-03	.20E-03
8	2	0	0	1	0	0	0	0	0	0	0	0	0	0	.16E-02	.13E-03	.13E-03	.17E-03	19E-03	.15E-03
8	4	0	0	0	0	0	0	0	0	0	0	0	0	0	.42E-03	.79E-04	.77E-04	.10E-03	12E-03	.96E-04

22 DAY 6 MONTH 79 7:13:50 PROBE RANGE 100 FRAME NUMBER 919

MEAN CHANNEL DIAMETER IN MICROMETERS															GM PER CUBIC	WAVELENGTH IN MICROMETERS				
4.0	8.0	12.0	16.0	20.0	24.0	28.0	32.0	36.0	40.0	44.0	48.0	52.0	56.0	60.0	METER	.550	1.06	3.80	9.35	10.6
																EXTINCTION IN RECIPROCAL METERS				
7	2	1	0	1	0	0	0	0	0	0	0	0	0	0	.18E-02	.16E-03	.16E-03	.20E-03	22E-03	.19E-03
6	2	2	0	0	0	0	0	0	0	0	0	0	0	0	.80E-03	.10E-03	.10E-03	.14E-03	15E-03	.14E-03
5	5	2	0	0	0	0	0	0	0	0	0	0	0	0	.10E-02	.14E-03	.14E-03	.18E-03	21E-03	.19E-03
4	2	0	0	0	0	0	0	0	0	0	0	0	0	0	.21E-03	.40E-04	.38E-04	.52E-04	61E-04	.48E-04
7	0	1	0	0	0	1	0	0	0	0	0	0	0	0	.40E-02	.21E-03	.21E-03	.26E-03	27E-03	.24E-03
4	1	0	0	0	1	0	0	0	0	0	0	0	0	0	.24E-02	.14E-03	.14E-03	.15E-03	19E-03	17E-03
14	2	2	1	0	1	1	1	0	0	0	0	0	0	0	.13E-01	.65E-03	.66E-03	.74E-03	86E-03	.77E-03
11	8	2	2	0	0	0	0	1	0	0	0	0	0	0	.10E-01	.55E-03	.56E-03	.65E-03	75E-03	69E-03
23	11	1	0	2	1	1	0	0	0	0	0	0	0	0	.10E-01	.67E-03	.67E-03	.82E-03	94E-03	82E-03
32	19	12	2	1	0	0	0	0	0	0	0	0	0	0	.80E-02	.88E-03	86E-03	.11E-02	13E-02	.12E-02

22 DAY 6 MONTH 79 7:14: 0 PROBE RANGE 100 FRAME NUMBER 920

MEAN CHANNEL DIAMETER IN MICROMETERS															GM PER CUBIC	WAVELENGTH IN MICROMETERS				
4.0	8.0	12.0	16.0	20.0	24.0	28.0	32.0	36.0	40.0	44.0	48.0	52.0	56.0	60.0	METER	.550	1.06	3.80	9.35	10.6
																EXTINCTION IN RECIPROCAL METERS				
34	16	13	5	5	1	4	3	1	0	0	0	0	0	0	.56E-01	.29E-02	.30E-02	.34E-02	39E-02	36E-02
61	23	21	7	4	5	2	2	1	2	0	1	0	0	0	.95E-01	.44E-02	.44E-02	.49E-02	58E-02	53E-02
77	34	29	15	15	15	1	3	6	3	1	0	0	0	0	.19E+00	.88E-02	89E-02	.98E-02	12E-01	11E-01
76	46	27	12	15	10	9	5	2	1	0	3	1	0	0	.23E+00	.96E-02	97E-02	.11E-01	13E-01	12E-01
89	49	30	13	12	8	8	6	4	4	0	0	0	0	0	.19E+00	.90E-02	91E-02	.10E-01	12E-01	11E-01
102	51	39	29	19	13	6	5	4	2	1	0	0	0	0	.20E+00	.11E-01	.11E-01	.12E-01	14E-01	13E-01
104	57	28	27	23	15	23	5	6	1	2	2	0	0	0	.33E+00	.15E-01	15E-01	.17E-01	19E-01	18E-01
113	60	30	19	12	7	14	6	5	0	1	1	0	1	0	.24E+00	.11E-01	11E-01	.12E-01	14E-01	13E-01
124	51	30	15	18	14	3	4	5	1	0	0	0	0	0	.16E+00	.86E-02	.86E-02	98E-02	11E-01	10E-01
141	76	34	25	11	7	11	2	1	2	1	0	0	0	0	.16E+00	.87E-02	87E-02	.10E-01	12E-01	11E-01

22 DAY 6 MONTH 79 7:14:10 PROBE RANGE 100 FRAME NUMBER 921

MEAN CHANNEL DIAMETER IN MICROMETERS															GM PER CUBIC	WAVELENGTH IN MICROMETERS				
4.0	8.0	12.0	16.0	20.0	24.0	28.0	32.0	36.0	40.0	44.0	48.0	52.0	56.0	60.0	METER	.550	1.06	3.80	9.35	10.6
																EXTINCTION IN RECIPROCAL METERS				
134	53	38	14	17	5	4	3	2	0	0	0	0	0	0	.11E+00	.67E-02	66E-02	.79E-02	91E-02	83E-02
155	76	50	19	9	4	2	2	0	0	1	0	0	0	0	.88E-01	.62E-02	61E-02	.74E-02	86E-02	78E-02
133	62	41	13	5	2	1	0	0	0	0	0	0	0	0	.42E-01	.39E-02	39E-02	.48E-02	56E-02	50E-02
126	59	18	13	9	3	2	1	1	0	1	0	0	0	0	.73E-01	46E-02	45E-02	.54E-02	63E-02	57E-02
142	59	28	13	7	1	3	0	0	0	0	0	0	0	0	.45E-01	.38E-02	38E-02	.47E-02	55E-02	48E-02
107	38	23	6	1	2	3	0	1	0	0	0	0	0	0	.39E-01	.28E-02	.28E-02	.35E-02	40E-02	34E-02
102	58	24	8	5	1	2	0	0	1	0	0	0	0	0	45E-01	.33E-02	.33E-02	.40E-02	47E-02	41E-02
108	45	19	7	3	1	1	0	0	0	1	0	0	0	0	.39E-01	27E-02	27E-02	.34E-02	39E-02	.34E-02
108	45	15	7	2	1	1	0	0	0	0	0	0	0	0	.22E-01	22E-02	21E-02	.27E-02	31E-02	27E-02
73	19	17	4	2	0	0	0	0	0	0	0	0	0	0	.13E-01	13E-02	12E-02	17E-02	20E-02	.17E-02

22 DAY 6 MONTH 79 7:14:20 PROBE RANGE 100 FRAME NUMBER 922

MEAN CHANNEL DIAMETER IN MICROMETERS																GM PER CUBIC	.550	1.06	3.80	9.35	
4.0	8.0	12.0	16.0	20.0	24.0	28.0	32.0	36.0	40.0	44.0	48.0	52.0	56.0	60.0	METER	EXTINCTION IN RECIPROCAL METERS				
65	19	8	1	0	1	0	0	0	0	0	0	0	0	0	.75E-02	.86E-03	.85E-03	.11E-02	13E-02	11E-02
45	30	15	5	3	0	1	0	0	0	0	0	0	0	0	.18E-01	16E-02	16E-02	.20E-02	23E-02	21E-02
47	18	9	2	0	0	0	0	0	0	0	0	0	0	0	.59E-02	76E-03	.74E-03	.98E-03	11E-02	96E-03
47	15	5	1	0	0	0	1	0	0	0	0	0	0	0	.92E-02	.75E-03	.75E-03	93E-03	11E-02	99E-03
37	17	9	4	3	0	1	0	0	0	0	0	0	0	0	.15E-01	12E-02	.12E-02	.15E-02	17E-02	15E-02
47	29	12	3	1	1	1	0	0	1	0	0	0	0	0	25E-01	.16E-02	.16E-02	.19E-02	22E-02	20E-02
49	21	2	3	0	0	0	0	0	0	0	0	0	0	0	.49E-02	65E-03	.63E-03	.81E-03	97E-03	81E-03
34	17	4	3	0	0	0	0	0	0	0	0	0	0	0	.49E-02	.61E-03	.59E-03	.75E-03	89E-03	77E-03
35	13	6	2	1	1	0	0	0	0	0	0	0	0	0	.81E-02	.76E-03	.74E-03	93E-03	11E-02	95E-03
33	8	1	2	1	0	0	0	0	0	0	0	0	0	0	.40E-02	.43E-03	.42E-03	.54E-03	62E-03	49E-03

22 DAY 6 MONTH 79 7:14:30 PROBE RANGE 100 FRAME NUMBER 923

MEAN CHANNEL DIAMETER IN MICROMETERS																GM PER CUBIC	.550	1.06	3.80	9.35	
4.0	8.0	12.0	16.0	20.0	24.0	28.0	32.0	36.0	40.0	44.0	48.0	52.0	56.0	60.0	METER	EXTINCTION IN RECIPROCAL METERS				
29	8	4	3	0	0	0	0	0	0	0	0	0	0	0	.41E-02	.47E-03	.46E-03	.59E-03	69E-03	58E-03
29	10	5	0	0	0	0	0	0	0	0	0	0	0	0	26E-02	.37E-03	.37E-03	51E-03	56E-03	47E-03
22	8	4	0	0	0	0	0	1	0	0	0	0	0	0	.97E-02	.55E-03	.55E-03	.69E-03	75E-03	63E-03
28	14	4	2	0	1	0	0	0	1	0	0	0	0	0	.17E-01	.92E-03	.92E-03	.10E-02	13E-02	.10E-02
31	7	1	0	2	0	0	1	1	0	0	0	0	0	0	.17E-01	.87E-03	85E-03	.99E-03	11E-02	94E-03
19	7	4	0	1	1	1	0	0	0	0	0	0	0	0	.91E-02	.62E-03	.62E-03	.76E-03	85E-03	76E-03
26	9	10	1	3	1	0	0	0	0	0	0	0	0	0	.11E-01	.87E-03	86E-03	.11E-02	12E-02	11E-02
30	12	4	3	2	1	0	0	0	0	0	0	0	0	0	.94E-02	.80E-03	78E-03	.96E-03	11E-02	93E-03
29	4	4	2	0	2	0	0	0	0	0	0	0	0	0	.77E-02	59E-03	.59E-03	.71E-03	83E-03	71E-03
18	8	8	3	3	1	1	0	1	0	0	0	0	0	0	.23E-01	13E-02	13E-02	.16E-02	18E-02	16E-02

22 DAY 6 MONTH 79 7:14:40 PROBE RANGE 100 FRAME NUMBER 924

MEAN CHANNEL DIAMETER IN MICROMETERS																GM PER CUBIC	.550	1.06	3.80	9.35	
4.0	8.0	12.0	16.0	20.0	24.0	28.0	32.0	36.0	40.0	44.0	48.0	52.0	56.0	60.0	METER	EXTINCTION IN RECIPROCAL METERS				
25	9	4	1	2	2	1	0	0	0	0	0	0	0	0	.14E-01	91E-03	.90E-03	.11E-02	12E-02	11E-02
17	9	9	2	1	0	1	0	1	1	0	0	0	0	0	.28E-01	.13E-02	.13E-02	.16E-02	18E-02	.15E-02
12	3	6	1	1	1	2	2	0	0	0	0	0	0	0	.24E-01	.12E-02	12E-02	.14E-02	16E-02	15E-02
14	10	3	0	1	1	0	0	0	0	0	0	0	0	0	54E-02	46E-03	45E-03	55E-03	65E-03	57E-03
17	2	3	0	1	0	0	0	0	0	0	1	0	0	0	21E-01	70E-03	71E-03	.79E-03	88E-03	8.4E-03
14	4	2	1	0	0	0	0	0	0	0	0	0	0	0	17E-02	21E-03	20E-03	.27E-03	31E-03	1.8E-03
22	8	3	1	2	2	0	2	1	0	0	0	0	0	0	28E-01	14E-02	14E-02	.15E-02	18E-02	.14E-02
22	5	5	3	0	0	2	0	1	1	0	0	0	0	0	.30E-01	13E-02	13E-02	.15E-02	17E-02	14E-02
26	10	3	2	2	1	1	1	0	0	0	0	0	0	0	17E-01	10E-02	10E-02	.12E-02	14E-02	13E-02
25	7	5	1	0	5	2	1	0	0	0	0	0	0	0	27E-01	14E-02	15E-02	16E-02	19E-02	17E-02

22 DAY 6 MONTH 79 7:14:50 PROBE RANGE 100 FRAME NUMBER 925

MEAN CHANNEL DIAMETER IN MICROMETERS																GM PER CUBIC	550	1.06	3.80	9.35	
4.0	8.0	12.0	16 0	20.0	24.0	28.0	32.0	36.0	40.0	44.0	48	52.0	56.0	60.0	METER	EXTINCTION IN RECIPROCAL METERS				
40	17	7	4	4	2	3	2	0	1	1	0	0	0	0	62E-01	29E-02	29E-02	32E-02	38E-02	34E-02
45	16	9	8	2	3	1	1	2	0	0	0	0	0	0	.44E-01	24E-02	24E-02	27E-02	29E-02	25E-02
49	23	17	3	2	2	2	2	0	0	0	0	0	0	0	.34E-01	22E-02	22E-02	26E-02	30E-02	26E-02
40	17	9	3	3	2	1	1	0	0	0	0	0	0	1	.53E-01	22E-02	22E-02	25E-02	29E-02	27E-02
52	20	9	2	2	1	0	1	0	0	0	0	0	0	0	16E-01	13E-02	.13E-02	.15E-02	18E-02	16E-02
51	18	7	4	1	1	4	2	0	1	0	0	0	0	0	46E-01	23E-02	24E-02	27E-02	31E-02	28E-02
59	21	10	4	3	3	2	0	0	0	0	0	0	0	0	26E-01	18E-02	18E-02	.22E-02	26E-02	23E-02
54	17	15	9	5	1	2	0	1	0	0	0	0	0	0	35E-01	23E-02	23E-02	.28E-02	32E-02	29E-02
73	37	18	9	4	3	0	3	1	0	1	0	0	0	1	.94E-01	42E-02	42E-02	.48E-02	56E-02	51E-02
66	24	13	4	6	4	3	1	0	0	0	0	0	0	0	.42E-01	27E-02	27E-02	32E-02	37E-02	33E-02

22 DAY 6 MONTH 79 7:15: 0 PROBE RANGE 100 FRAME NUMBER 926

MEAN CHANNEL DIAMETER IN MICROMETERS															GM PER CUBIC	WAVELENGTH IN MICROMETERS			
4.0	8.0	12.0	16.0	20.0	24.0	28.0	32.0	36.0	40.0	44.0	48.0	52.0	56.0	60.0	METER	.550	1.06	3.80	9.35
																EXTINCTION IN RECIPROCAL METERS			
70	28	12	10	11	7	5	1	0	2	2	0	0	0	1	.15E+00	62E-02	.62E-02	.70E-02	80E-02
82	39	24	12	4	9	3	5	3	1	4	0	0	0	0	.17E+00	.75E-02	.76E-02	.84E-02	98E-02
83	27	28	12	13	6	6	3	0	0	0	1	0	0	0	.11E+00	.57E-02	.57E-02	.66E-02	77E-02
82	35	21	4	5	3	3	2	0	1	0	0	0	0	0	.58E-01	.35E-02	.35E-02	.41E-02	47E-02
88	35	25	14	10	5	7	2	1	1	1	0	0	0	0	.11E+00	60E-02	60E-02	.69E-02	80E-02
74	37	22	8	5	4	5	2	3	0	0	0	0	0	0	.83E-01	.46E-02	46E-02	.54E-02	61E-02
87	34	26	6	8	8	2	4	1	0	0	0	0	0	0	.80E-01	47E-02	47E-02	.54E-02	64E-02
70	33	19	8	12	11	8	4	3	2	0	0	0	0	1	.19E+00	.79E-02	.80E-02	.69E-02	10E-01
96	40	23	7	8	5	7	9	2	3	0	1	2	0	0	.22E+00	89E-02	90E-02	.99E-02	12E-01
77	33	24	5	7	6	7	7	2	1	0	1	0	0	0	.14E+00	66E-02	.67E-02	.75E-02	87E-02

22 DAY 6 MONTH 79 7:15:10 PROBE RANGE 100 FRAME NUMBER 927

MEAN CHANNEL DIAMETER IN MICROMETERS															GM PER CUBIC	WAVELENGTH IN MICROMETERS			
4.0	8.0	12.0	16.0	20.0	24.0	28.0	32.0	36.0	40.0	44.0	48.0	52.0	56.0	60.0	METER	.550	1.06	3.80	9.35
																EXTINCTION IN RECIPROCAL METERS			
60	40	15	9	8	6	4	2	2	0	1	1	1	0	0	.14E+00	69E-02	.61E-02	.68E-02	79E-02
90	48	19	14	5	11	6	2	2	0	0	1	0	0	1	.15E+00	69E-02	.69E-02	.77E-02	90E-02
96	38	23	12	4	4	6	1	1	0	0	0	0	0	0	.68E-01	.42E-02	.42E-02	.50E-02	58E-02
98	43	21	6	8	3	0	0	1	0	0	0	0	0	0	.40E-01	.30E-02	.30E-02	.37E-02	43E-02
85	51	12	11	8	0	2	4	0	0	0	0	0	0	0	.55E-01	.36E-02	.36E-02	.42E-02	50E-02
94	46	24	16	5	3	2	5	1	1	0	0	0	0	0	.88E-01	50E-02	.50E-02	.57E-02	68E-02
95	33	26	11	2	7	4	0	1	1	0	0	0	0	0	.70E-01	.42E-02	.42E-02	.49E-02	57E-02
97	45	21	14	3	4	2	1	4	0	1	0	0	0	0	.91E-01	48E-02	.48E-02	.56E-02	65E-02
83	46	17	3	6	2	0	1	0	0	0	0	0	1	0	.58E-01	.30E-02	.30E-02	.36E-02	42E-02
87	41	18	8	9	1	5	0	0	0	0	0	0	0	0	.47E-01	33E-02	.33E-02	.41E-02	47E-02

22 DAY 6 MONTH 79 7:15:20 PROBE RANGE 100 FRAME NUMBER 928

MEAN CHANNEL DIAMETER IN MICROMETERS															GM PER CUBIC	WAVELENGTH IN MICROMETERS			
4.0	8.0	12.0	16.0	20.0	24.0	28.0	32.0	36.0	40.0	44.0	48.0	52.0	56.0	60.0	METER	.550	1.06	3.80	9.35
																EXTINCTION IN RECIPROCAL METERS			
68	41	14	8	5	1	2	0	0	1	0	0	0	0	0	.40E-01	.27E-02	27E-02	.32E-02	38E-02
85	39	24	6	2	0	0	0	0	0	0	0	0	0	0	.18E-01	.20E-02	19E-02	.25E-02	30E-02
96	25	16	6	2	3	2	0	0	0	0	0	0	0	0	.28E-01	.22E-02	22E-02	27E-02	31E-02
73	33	21	5	3	3	2	0	0	0	0	0	0	0	0	.31E-01	24E-02	.24E-02	.30E-02	34E-02
68	39	14	2	3	0	2	1	0	0	0	0	0	0	0	26E-01	20E-02	20E-02	.25E-02	28E-02
73	28	21	6	3	0	1	0	0	0	0	0	0	0	0	.21E-01	.19E-02	19E-02	.24E-02	27E-02
67	33	11	4	1	2	5	0	0	0	0	0	0	0	0	33E-01	23E-02	22E-02	.28E-02	31E-02
75	33	21	7	5	4	2	1	0	0	0	0	0	0	0	.43E-01	30E-02	.30E-02	.36E-02	42E-02
75	30	16	12	6	4	2	4	2	1	0	0	0	0	0	.88E-01	.46E-02	.45E-02	.52E-02	61E-02
76	37	16	10	3	5	4	1	1	1	0	0	0	0	0	.69E-01	.39E-02	39E-02	.45E-02	53E-02

22 DAY 6 MONTH 79 7:15:30 PROBE RANGE 100 FRAME NUMBER 929

MEAN CHANNEL DIAMETER IN MICROMETERS															GM PER CUBIC	WAVELENGTH IN MICROMETERS			
4.0	8.0	12.0	16.0	20.0	24.0	28.0	32.0	36.0	40.0	44.0	48.0	52.0	56.0	60.0	METER	.550	1.06	3.80	9.35
																EXTINCTION IN RECIPROCAL METERS			
64	28	20	7	5	0	3	0	1	0	0	0	0	0	0	39E-01	26E-02	25E-02	.32E-02	38E-02
77	22	14	4	3	2	0	0	0	0	0	0	0	0	0	.18E-01	16E-02	16E-02	.20E-02	23E-02
82	35	14	4	5	3	1	1	0	0	0	0	0	0	0	.33E-01	.24E-02	.24E-02	.29E-02	34E-02
79	24	22	9	4	1	1	1	0	0	0	0	0	0	0	.32E-01	.24E-02	24E-02	.29E-02	34E-02
81	36	15	7	5	4	2	1	1	0	0	0	0	0	0	.49E-01	31E-02	.31E-02	37E-02	43E-02
80	34	13	10	5	2	4	1	0	0	0	0	0	0	0	.45E-01	30E-02	30E-02	36E-02	42E-02
85	30	16	12	15	3	1	1	0	0	0	0	0	0	0	.52E-01	.36E-02	.36E-02	.43E-02	50E-02
47	22	16	8	2	8	4	3	2	1	0	0	0	0	0	.30E-01	44E-02	45E-02	50E-02	58E-02
52	35	27	5	2	1	2	3	0	1	1	0	0	0	0	.67E-01	35E-02	.35E-02	.41E-02	48E-02
58	21	12	6	1	0	2	0	0	0	0	0	0	0	0	.18E-01	15E-02	15E-02	.19E-02	21E-02

22 DAY 6 MONTH 79 7:15:40 PROBE RANGE 100 FRAME NUMBER 930

MEAN CHANNEL DIAMETER IN MICROMETERS																GM PER CUBIC METER	WAVELENGTH IN MICRONS EXTINCTION IN RECIPROCAL METERS				
																	.55	1.06	3.80	9.35	10.6
4.0	8.0	12.0	16.0	20.0	24.0	28.0	32.0	36.0	40.0	44.0	48.0	52.0	56.0	60.0							
69	38	8	4	4	1	0	0	0	1	0	0	0	0	0		.26E-01	.18E-02	.18E-02	.21E-02	.25E-02	.28E-02
73	36	8	5	1	0	1	1	1	0	0	1	0	0	0		.46E-01	.23E-02	.23E-02	.27E-02	.32E-02	.36E-02
77	29	20	6	1	0	1	1	0	0	0	0	0	0	0		.23E-01	.29E-02	.19E-02	.24E-02	.28E-02	.32E-02
66	34	19	8	3	5	1	0	1	0	0	0	0	0	0		.41E-01	.28E-02	.28E-02	.34E-02	.39E-02	.44E-02
85	34	17	4	3	4	1	0	0	0	0	0	0	0	0		.29E-01	.23E-02	.22E-02	.28E-02	.32E-02	.36E-02
74	30	10	2	3	0	3	1	0	0	0	0	0	0	0		.28E-01	.19E-02	.19E-02	.23E-02	.26E-02	.30E-02
68	40	19	7	6	0	0	0	0	0	0	0	0	0	0		.22E-01	.21E-02	.21E-02	.26E-02	.31E-02	.35E-02
60	30	15	4	6	3	1	1	0	0	0	0	0	0	0		.34E-01	.24E-02	.24E-02	.29E-02	.33E-02	.38E-02
50	31	11	3	5	2	0	3	0	0	0	1	0	0	0		.54E-01	.27E-02	.27E-02	.31E-02	.37E-02	.42E-02
69	19	16	5	5	4	3	0	0	0	0	0	0	0	0		.37E-01	.25E-02	.25E-02	.30E-02	.35E-02	.40E-02

22 DAY 6 MONTH 79 7:15:50 PROBE RANGE 100 FRAME NUMBER 931

MEAN CHANNEL DIAMETER IN MICROMETERS																GM PER CUBIC METER	WAVELENGTH IN MICROMETERS EXTINCTION IN RECIPROCAL METERS				
																	.550	1.06	3.80	9.35	10.6
4.0	8.0	12.0	16.0	20.0	24.0	28.0	32.0	36.0	40.0	44.0	48.0	52.0	56.0	60.0							
48	28	8	4	1	0	0	0	0	0	1	0	0	0	0		.23E-01	.14E-02	.14E-02	.17E-02	.20E-02	.23E-02
52	25	8	2	3	0	3	0	1	1	0	0	0	0	0		.39E-01	.21E-02	.21E-02	.25E-02	.28E-02	.32E-02
50	24	12	3	4	1	2	1	0	0	0	0	0	0	0		.28E-01	.19E-02	.19E-02	.23E-02	.27E-02	.31E-02
39	17	5	0	1	0	0	0	0	0	0	0	0	0	0		.46E-02	.58E-03	.56E-03	.76E-03	.86E-03	.97E-03
24	19	4	1	0	0	0	0	0	0	0	0	0	0	0		.37E-02	.50E-03	.48E-03	.62E-03	.74E-03	.86E-03
16	5	2	1	0	0	0	0	0	0	0	0	0	0	0		.20E-02	.30E-03	.29E-03	.40E-03	.44E-03	.52E-03
29	12	5	2	0	0	0	0	0	0	0	0	0	0	0		.41E-02	.50E-03	.49E-03	.64E-03	.74E-03	.84E-03
28	8	5	1	0	0	0	0	0	0	0	0	0	0	0		.31E-02	.39E-03	.34E-03	.52E-03	.58E-03	.69E-03
13	1	1	0	0	0	0	0	0	0	0	0	0	0	0		.51E-03	.86E-04	.97E-04	.13E-03	.13E-03	.89E-04
13	5	0	1	1	0	0	0	0	0	0	0	0	0	0		.25E-02	.24E-03	.23E-03	.29E-03	.34E-03	.28E-03

22 DAY 6 MONTH 79 7:16: 0 PROBE RANGE 100 FRAME NUMBER 932

MEAN CHANNEL DIAMETER IN MICROMETERS																GM PER CUBIC METER	WAVELENGTH IN MICROMETERS EXTINCTION IN RECIPROCAL METERS				
																	.550	1.06	3.80	9.35	10.6
4.0	8.0	12.0	16.0	20.0	24.0	28.0	32.0	36.0	40.0	44.0	48.0	52.0	56.0	60.0							
11	6	0	2	1	0	0	0	0	0	0	0	0	0	0		.33E-02	.30E-03	.29E-03	.34E-03	.42E-03	.47E-03
21	5	0	0	0	0	0	0	0	0	0	0	0	0	0		.73E-03	.15E-03	.13E-03	.21E-03	.23E-03	.26E-03
12	6	2	1	0	0	0	0	0	0	0	0	0	0	0		.19E-02	.23E-03	.22E-03	.28E-03	.34E-03	.39E-03
12	1	1	1	0	0	0	0	0	0	0	0	0	0	0		.12E-02	.13E-03	.13E-03	.17E-03	.19E-03	.22E-03
9	1	1	0	1	0	0	0	0	0	0	0	0	0	0		.18E-02	.15E-03	.15E-03	.20E-03	.21E-03	.18E-03
7	3	0	0	1	0	0	0	0	0	0	0	0	0	0		.16E-02	.14E-03	.14E-03	.18E-03	.20E-03	.17E-03
6	0	1	0	0	0	0	0	0	1	0	0	0	0	0		.11E-01	.36E-03	.37E-03	.38E-03	.45E-04	.41E-03
9	3	0	0	0	0	0	0	0	0	0	0	0	0	0		.35E-03	.69E-04	.68E-04	.95E-04	.11E-03	.78E-04
6	4	1	0	0	0	0	0	0	0	0	0	0	0	0		.68E-03	.10E-03	.38E-04	.13E-03	.15E-03	.13E-03
5	2	1	0	0	0	0	0	0	1	0	0	0	0	0		.11E-01	.39E-03	.39E-03	.40E-03	.43E-03	.45E-03

22 DAY 6 MONTH 79 7:16:10 PROBE RANGE 100 FRAME NUMBER 933

MEAN CHANNEL DIAMETER IN MICROMETERS																GM PER CUBIC METER	WAVELENGTH IN MICROMETERS EXTINCTION IN RECIPROCAL METERS				
																	.550	1.06	3.80	9.35	10.6
4.0	8.0	12.0	16.0	20.0	24.0	28.0	32.0	36.0	40.0	44.0	48.0	52.0	56.0	60.0							
19	3	0	0	0	0	0	0	0	0	0	0	0	0	0		.36E-03	.73E-04	.72E-04	.10E-03	.11E-03	.80E-04
4	2	0	0	0	0	0	0	0	0	0	0	0	0	0		.21E-03	.39E-04	.38E-04	.52E-04	.61E-04	.41E-04
6	1	1	1	1	0	0	0	0	0	0	0	0	0	0		.24E-02	.19E-03	.19E-03	.23E-03	.27E-03	.23E-03
7	2	0	0	0	0	0	0	0	0	0	0	0	0	0		.24E-03	.50E-04	.43E-04	.69E-04	.77E-04	.54E-04
8	0	0	0	0	0	0	0	0	0	0	0	0	0	0		.34E-04	.27E-04	.29E-04	.45E-04	.42E-04	.16E-04
6	1	0	0	1	0	0	0	0	0	0	0	0	0	0		.15E-02	.11E-03	.11E-03	.14E-03	.16E-03	.13E-03
7	0	1	0	0	1	0	0	0	0	0	0	0	0	0		.26E-02	.17E-03	.17E-03	.19E-03	.23E-03	.19E-03
2	2	0	0	0	0	0	0	0	0	0	0	0	0	0		.19E-03	.33E-04	.31E-04	.41E-04	.50E-04	.44E-04
4	1	0	0	0	0	0	0	0	0	0	0	0	0	0		.13E-03	.26E-04	.26E-04	.37E-04	.41E-04	.28E-04
7	1	2	0	0	0	0	0	0	0	0	0	0	0	0		.73E-03	.94E-04	.94E-04	.13E-03	.14E-03	.10E-03

25 DAY 5 MONTH 79 5:24: 0 PROBE RANGE 100 FRAME NUMBER 49

MEAN CHANNEL DIAMETER IN MICROMETERS															GM PER CUBIC METER	WAVELENGTH IN MICROMETERS .550	1.06	3.80	9.35	10.6
4.0	8.0	12.0	16.0	20.0	24.0	28.0	32.0	36.0	40.0	44.0	48.0	52.0	56.0	60.0		EXTINCTION IN RECIPROCAL METERS				
2	2	1	0	0	0	0	0	0	0	0	0	0	0	0	.47E-03	.62E-04	.69E-04	.80E-04	.92E-04	.99E-04
1	1	1	0	0	0	0	0	0	0	0	0	0	0	0	.29E-03	.52E-04	.32E-04	.45E-04	.67E-04	.81E-04
3	0	1	0	0	0	0	0	0	0	0	0	0	0	0	.33E-03	.39E-04	.39E-04	.56E-04	.57E-04	.69E-04
1	2	0	0	0	0	0	0	0	0	0	0	0	0	0	.18E-03	.29E-04	.28E-04	.35E-04	.45E-04	.48E-04
1	0	1	0	0	0	0	0	0	0	0	0	0	0	0	.97E-03	.83E-04	.81E-04	.95E-04	.12E-03	.11E-03
1	2	0	0	0	0	0	0	0	0	0	0	0	0	0	.18E-03	.29E-04	.28E-04	.35E-04	.45E-04	.48E-04
1	0	0	0	0	0	0	0	0	0	0	0	0	0	0	.11E-04	.34E-05	.36E-05	.56E-05	.53E-05	.20E-05
1	0	0	0	0	0	0	0	0	0	0	0	0	0	0	.11E-04	.34E-05	.36E-05	.56E-05	.53E-05	.20E-05
2	0	0	0	0	0	0	0	0	0	0	0	0	0	0	.11E-03	.20E-04	.19E-04	.26E-04	.30E-04	.34E-04
3	1	0	0	0	0	0	0	0	0	0	0	0	0	0	.12E-03	.23E-04	.23E-04	.32E-04	.36E-04	.36E-04

25 DAY 6 MONTH 79 5:24:10 PROBE RANGE 100 FRAME NUMBER 50

MEAN CHANNEL DIAMETER IN MICROMETERS															GM PER CUBIC METER	WAVELENGTH IN MICROMETERS .550	1.06	3.80	9.35	10.6
4.0	8.0	12.0	16.0	20.0	24.0	28.0	32.0	36.0	40.0	44.0	48.0	52.0	56.0	60.0		EXTINCTION IN RECIPROCAL METERS				
1	1	0	0	0	0	0	0	0	0	0	0	0	0	0	.55E-04	.16E-04	.16E-04	.20E-04	.25E-04	.22E-04
2	0	0	0	0	0	0	0	0	0	0	0	0	0	0	.21E-04	.67E-05	.71E-05	.11E-04	.11E-04	.40E-05
1	3	0	0	0	0	0	0	0	0	0	0	0	0	0	.25E-03	.39E-04	.36E-04	.44E-04	.59E-04	.60E-04
1	1	0	0	0	0	0	0	0	0	0	0	0	0	0	.95E-04	.16E-04	.16E-04	.20E-04	.25E-04	.22E-04
1	0	1	0	0	0	0	0	0	0	0	0	0	0	0	.29E-03	.32E-04	.32E-04	.45E-04	.47E-04	.45E-04
0	2	0	0	0	0	0	0	0	0	0	0	0	0	0	.17E-03	.26E-04	.24E-04	.30E-04	.40E-04	.40E-04
4	0	0	0	1	0	0	0	0	0	0	0	0	0	0	.14E-02	.92E-04	.93E-04	.12E-03	.13E-03	.10E-03
3	1	0	0	0	0	0	0	0	0	0	0	0	0	0	.12E-03	.23E-04	.23E-04	.32E-04	.36E-04	.26E-04
2	0	0	0	0	0	0	0	0	0	0	0	0	0	0	.21E-04	.67E-05	.71E-05	.11E-04	.11E-04	.40E-05
3	1	0	0	0	0	0	0	0	0	0	0	0	0	0	.12E-03	.23E-04	.23E-04	.32E-04	.36E-04	.26E-04

25 DAY 6 MONTH 79 5:24:20 PROBE RANGE 100 FRAME NUMBER 51

MEAN CHANNEL DIAMETER IN MICROMETERS															GM PER CUBIC METER	WAVELENGTH IN MICROMETERS .550	1.06	3.80	9.35	10.6
4.0	8.0	12.0	16.0	20.0	24.0	28.0	32.0	36.0	40.0	44.0	48.0	52.0	56.0	60.0		EXTINCTION IN RECIPROCAL METERS				
0	0	0	0	0	0	0	0	0	0	0	0	0	0	0	.00E+00	.00E+00	.00E+00	.00E+00	.00E+00	.00E+00
0	0	0	0	0	0	0	0	0	0	0	0	0	0	0	.00E+00	.00E+00	.00E+00	.00E+00	.00E+00	.00E+00
1	0	0	0	0	0	0	0	0	0	0	0	0	0	0	.11E-04	.34E-05	.36E-05	.56E-05	.53E-05	.20E-05
3	0	0	0	0	0	0	0	0	0	0	0	0	0	0	.32E-04	.10E-04	.11E-04	.17E-04	.16E-04	.60E-05
2	1	0	0	0	0	0	0	0	0	0	0	0	0	0	.11E-03	.20E-04	.19E-04	.26E-04	.30E-04	.34E-04
2	4	0	0	0	0	0	0	0	0	0	0	0	0	0	.36E-03	.59E-04	.58E-04	.70E-04	.90E-04	.94E-04
1	1	1	0	0	0	0	0	0	0	0	0	0	0	0	.38E-03	.45E-04	.44E-04	.60E-04	.67E-04	.64E-04
0	0	1	0	0	0	0	0	0	0	0	0	0	0	0	.28E-03	.29E-04	.28E-04	.39E-04	.42E-04	.46E-04
1	0	0	0	0	0	0	0	0	0	0	0	0	0	0	.11E-04	.34E-05	.36E-05	.56E-05	.53E-05	.20E-05
5	0	0	0	0	0	0	0	0	0	0	0	0	0	0	.53E-04	.17E-04	.18E-04	.28E-04	.26E-04	.10E-04

25 DAY 6 MONTH 79 5:24:30 PROBE RANGE 100 FRAME NUMBER 52

MEAN CHANNEL DIAMETER IN MICROMETERS															GM PER CUBIC METER	WAVELENGTH IN MICROMETERS .550	1.06	3.80	9.35	10.6
4.0	8.0	12.0	16.0	20.0	24.0	28.0	32.0	36.0	40.0	44.0	48.0	52.0	56.0	60.0		EXTINCTION IN RECIPROCAL METERS				
3	0	0	0	0	0	0	0	0	0	0	0	0	0	0	.32E-04	.10E-04	.11E-04	.17E-04	.16E-04	.60E-05
3	1	0	0	0	0	0	0	0	0	0	0	0	0	0	.12E-03	.23E-04	.23E-04	.32E-04	.36E-04	.26E-04
3	1	0	0	0	0	0	0	0	0	0	0	0	0	0	.12E-03	.23E-04	.23E-04	.32E-04	.36E-04	.26E-04
2	1	0	0	0	0	0	0	0	0	0	0	0	0	0	.11E-03	.20E-04	.19E-04	.26E-04	.30E-04	.34E-04
0	1	0	0	0	0	0	0	0	0	0	0	0	0	0	.84E-04	.13E-04	.12E-04	.15E-04	.20E-04	.20E-04
29	32	28	13	6	5	2	3	0	2	0	0	0	0	0	.83E-01	.46E-02	.45E-02	.51E-02	.61E-02	.58E-02
370	285	198	89	48	26	20	11	7	3	1	1	2	4	1	.71E+00	.35E-01	.35E-01	.40E-01	.47E-01	.44E-01
726	628	448	211	109	60	21	17	2	3	1	0	4	0	0	.93E+00	.60E-01	.59E-01	.77E-01	.83E-01	.71E-01
970	828	549	260	107	44	28	11	4	2	1	1	0	0	0	.90E+00	.66E-01	.64E-01	.77E-01	.92E-01	.85E-01
1132	871	544	226	92	35	14	7	4	2	1	0	1	1	0	.80E+00	.60E-01	.59E-01	.72E-01	.85E-01	.79E-01

25 DAY 6 MONTH 79 5:24 40 PROBE RANGE 100 FRAME NUMBER 51

MEAN CHANNEL DIAMETER IN MICROMETERS															GM PER CUBIC METER	550 EXTINCTION	1.06 IN RECIPROCAL	3.80 METERS	9.35	10.6
4.0	8.0	12.0	16.0	20.0	24.0	28.0	32.0	36.0	40.0	44.0	48.0	52.0	56.0	60.0						
834	692	441	192	61	24	6	3	2	1	0	0	0	0	0	.52E+00	44E-01	43E-01	.53E-01	63E-01	58E-01
833	585	368	132	49	25	6	1	2	0	0	0	0	0	0	42E+00	.36E-01	35E-01	44E-01	1E-01	47E-01
748	545	278	88	51	7	4	2	0	1	0	0	0	0	0	31E+00	28E-01	27E-01	.34E-01	40E-01	36E-01
578	321	182	48	25	5	6	1	0	1	2	0	0	0	0	.23E+00	.19E-01	.18E-01	.23E-01	.26E-01	24E-01
554	337	167	50	23	5	0	3	0	0	0	0	0	0	0	.17E+00	.17E-01	16E-01	.20E-01	24E-01	22E-01
555	303	128	51	20	5	2	0	0	0	0	1	0	0	0	.17E+00	.15E-01	15E-01	.18E-01	22E-01	19E-01
472	274	127	49	11	3	0	1	1	0	0	0	0	0	0	.13E+00	.13E-01	13E-01	.16E-01	19E-01	17E-01
474	272	148	42	10	1	1	2	1	0	0	0	0	0	0	.14E+00	.13E-01	13E-01	17E-01	19E-01	17E-01
471	204	115	26	13	4	0	0	0	0	0	0	0	0	0	.99E-01	.10E-01	.10E-01	.13E-01	15E-01	13E-01
403	218	94	29	11	4	2	1	0	0	0	0	0	0	0	.10E+00	.10E-01	.10E-01	.13E-01	15E-01	13E-01

25 DAY 6 MONTH 79 5:24:50 PROBE RANGE 100 FRAME NUMBER 54

MEAN CHANNEL DIAMETER IN MICROMETERS															GM PER CUBIC METER	550 EXTINCTION	1.06 IN RECIPROCAL	3.80 METERS	9.35	10.6
4.0	8.0	12.0	16.0	20.0	24.0	28.0	32.0	36.0	40.0	44.0	48.0	52.0	56.0	60.0						
342	154	74	16	5	0	0	0	0	0	0	0	0	0	0	.55E-01	65E-02	64E-02	.84E-02	96E-02	84E-02
306	137	82	25	3	1	1	0	0	0	0	1	1	0	0	.11E+00	.79E-02	78E-02	.98E-02	11E-01	10E-01
251	110	47	17	7	0	2	0	0	0	0	0	0	0	0	.53E-01	.54E-02	53E-02	68E-02	79E-02	69E-02
130	79	28	8	0	0	0	0	0	0	0	0	0	0	0	22E-01	29E-02	28E-02	.37E-02	43E-02	37E-02
363	158	54	15	9	3	1	0	0	0	0	0	0	0	0	.65E-01	.68E-02	67E-02	86E-02	99E-02	86E-02
316	153	54	32	5	3	0	0	0	0	0	0	0	0	0	.66E-01	.70E-02	68E-02	.86E-02	10E-01	89E-02
293	97	52	12	4	2	2	0	0	0	0	0	0	1	0	.79E-01	.55E-02	54E-02	.68E-02	78E-02	70E-02
233	95	50	10	1	0	0	0	0	0	0	0	0	0	0	.33E-01	.41E-02	40E-02	.53E-02	60E-02	52E-02
186	98	26	10	2	1	0	0	0	0	0	0	0	0	0	.29E-01	34E-02	33E-02	.43E-02	51E-02	44E-02
143	59	27	6	1	0	1	0	0	0	0	0	0	0	0	.23E-01	26E-02	25E-02	33E-02	38E-02	32E-02

25 DAY 6 MONTH 79 5:25: 0 PROBE RANGE 100 FRAME NUMBER 55

MEAN CHANNEL DIAMETER IN MICROMETERS															GM PER CUBIC METER	.550 EXTINCTION	1.06 IN RECIPROCAL	3.80 METERS	9.35	10.6
4.0	8.0	12.0	16.0	20.0	24.0	28.0	32.0	36.0	40.0	44.0	48.0	52.0	56.0	60.0						
98	37	17	2	1	1	1	0	0	0	0	0	0	0	0	.18E-01	18E-02	.17E-02	.23E-02	25E-02	21E-02
81	34	18	5	2	1	0	0	0	0	0	0	0	0	0	.17E-01	18E-02	17E-02	.22E-02	26E-02	23E-02
69	31	11	3	2	0	0	0	0	0	0	0	0	0	0	.11E-01	.13E-02	12E-02	16E-02	19E-02	16E-02
60	22	6	1	0	0	0	0	0	0	0	0	0	0	0	.49E-02	.71E-03	.70E-03	.95E-03	11E-02	93E-03
62	18	7	4	2	0	1	1	0	0	0	0	0	0	0	.18E-01	14E-02	.14E-02	.17E-02	19E-02	17E-02
56	26	10	1	2	0	0	0	0	0	0	0	0	0	0	.89E-02	10E-02	10E-02	13E-02	15E-02	13E-02
79	30	11	3	2	0	0	0	0	0	0	0	0	0	0	.11E-01	.13E-02	13E-02	.17E-02	19E-02	16E-02
78	31	15	4	0	0	0	0	0	0	0	0	0	0	0	.10E-01	13E-02	13E-02	.17E-02	19E-02	16E-02
60	26	8	3	2	0	0	0	0	0	0	0	0	0	0	.97E-02	11E-02	11E-02	14E-02	16E-02	14E-02
44	29	5	4	1	0	0	0	0	0	0	0	0	0	0	83E-02	95E-03	92E-03	12E-02	14E-02	12E-02

25 DAY 6 MONTH 79 5:25:10 PROBE RANGE 100 FRAME NUMBER 56

MEAN CHANNEL DIAMETER IN MICROMETERS															GM PER CUBIC METER	550 EXTINCTION	1.06 IN RECIPROCAL	3.80 METERS	9.35	10.6
4.0	8.0	12.0	16.0	20.0	24.0	28.0	32.0	36.0	40.0	44.0	48.0	52.0	56.0	60.0						
42	14	2	0	0	0	1	0	0	0	0	0	0	0	0	.58E-02	54E-03	50E-03	71E-03	78E-03	67E-03
47	12	6	2	1	0	0	0	0	0	0	0	0	0	0	56E-02	59E-03	57E-03	.4E-03	11E-02	9E-03
17	5	5	0	0	0	0	0	0	0	0	0	0	0	0	.2ME-02	27E-03	.2CE-03	37E-03	4E-03	35E-03
18	2	1	0	0	0	0	1	0	0	0	0	0	0	0	.60E-02	32E-03	32E-03	.37E-03	46E-03	39E-03
24	4	0	0	1	0	0	0	0	0	0	0	0	0	0	.19E-02	21E-03	21E-03	29E-03	31E-03	27E-03
24	6	3	0	0	0	0	0	0	0	0	0	0	0	0	.16E-02	25E-03	24E-03	34E-03	37E-03	30E-03
27	5	5	1	0	0	0	3	0	0	0	0	0	0	0	.28E-02	35E-03	35E-03	47E-03	52E-03	43E-03
35	21	10	1	2	0	0	0	0	0	0	0	0	0	0	.83E-02	.39E-03	37E-03	.11E-02	13E-02	.1E-02
39	16	4	1	0	0	0	0	0	0	0	0	0	0	0	.36E-02	51E-03	49E-03	.66E-03	76E-03	6CE-03
30	12	8	3	0	0	0	0	0	0	0	0	0	0	0	.56E-02	64E-03	63E-03	.81E-03	94E-03	77E-03

26 DAY 6 MONTH 79 6: 5: 0 PROBE RANGE 100 FRAME NUMBER 88

MEAN CHANNEL DIAMETER IN MICROMETERS																GM PER CUBIC	WAVELENGTH IN MICRONS EPI			
4.0	8.0	12.0	16.0	20.0	24.0	28.0	32.0	36.0	40.0	44.0	48.0	52.0	56.0	60.0	METER	.550	1.06	3.80	9.35	10.6
																EXTINCTION IN RECIPROCAL METERS				
2	4	0	0	0	0	0	0	0	0	0	0	0	0	0	.36E-03	.59E-04	.56E-04	.70E-04	.90E-04	.84E-04
1	0	0	0	0	0	0	0	0	0	0	0	0	0	0	.11E-04	.34E-05	.36E-05	.56E-05	.53E-05	.20E-05
5	2	0	0	0	0	0	0	0	0	0	0	0	0	0	.22E-03	.43E-04	.42E-04	.58E-04	.66E-04	.50E-04
7	1	0	0	0	0	0	0	0	0	0	0	0	0	0	.16E-03	.37E-04	.37E-04	.54E-04	.57E-04	.34E-04
3	1	0	0	0	0	0	0	0	0	0	0	0	0	0	.12E-03	.23E-04	.23E-04	.32E-04	.36E-04	.26E-04
2	0	0	0	0	0	0	0	0	0	0	0	0	0	0	.21E-04	.67E-05	.71E-05	.11E-04	.11E-04	.46E-05
1	3	0	0	0	0	0	0	0	0	0	0	0	0	0	.26E-03	.43E-04	.49E-04	.50E-04	.65E-04	.62E-04
6	3	0	0	0	0	0	0	0	0	0	0	0	0	0	.32E-03	.59E-04	.58E-04	.78E-04	.91E-04	.72E-04
5	0	0	0	0	0	0	0	0	0	0	0	0	0	0	.53E-04	.17E-04	.18E-04	.28E-04	.26E-04	.10E-04
1	0	0	1	0	0	0	0	0	0	0	0	0	0	0	.68E-03	.54E-04	.53E-04	.56E-04	.75E-04	.66E-04

26 DAY 6 MONTH 79 6: 5:10 PROBE RANGE 100 FRAME NUMBER 89

MEAN CHANNEL DIAMETER IN MICROMETERS																GM PER CUBIC	WAVELENGTH IN MICROMETERS			
4.0	8.0	12.0	16.0	20.0	24.0	28.0	32.0	36.0	40.0	44.0	48.0	52.0	56.0	60.0	METER	.550	1.06	3.80	9.35	10.6
																EXTINCTION IN RECIPROCAL METERS				
4	2	1	0	0	0	0	0	0	0	0	0	0	0	0	.49E-03	.69E-04	.67E-04	.91E-04	.10E-03	.90E-04
4	1	1	0	0	0	0	0	0	0	0	0	0	0	0	.41E-03	.55E-04	.55E-04	.76E-04	.82E-04	.71E-04
6	2	0	0	0	0	0	0	0	0	0	0	0	0	0	.23E-03	.46E-04	.46E-04	.63E-04	.71E-04	.52E-04
2	1	1	0	0	0	0	0	0	0	0	0	0	0	0	.39E-03	.42E-04	.48E-04	.65E-04	.72E-04	.66E-04
5	0	0	0	0	0	0	0	0	0	0	0	0	0	0	.53E-04	.17E-04	.18E-04	.28E-04	.26E-04	.10E-04
1	4	0	0	0	0	0	0	0	0	0	0	0	0	0	.35E-03	.56E-04	.52E-04	.65E-04	.85E-04	.82E-04
2	2	0	0	0	0	0	0	0	0	0	0	0	0	0	.19E-03	.33E-04	.31E-04	.41E-04	.50E-04	.44E-04
4	2	0	0	0	0	0	0	0	0	0	0	0	0	0	.21E-03	.40E-04	.38E-04	.52E-04	.61E-04	.48E-04
3	2	0	0	0	0	0	0	0	0	0	0	0	0	0	.20E-03	.36E-04	.35E-04	.46E-04	.55E-04	.46E-04
5	0	0	0	0	0	0	0	0	0	0	0	0	0	0	.53E-04	.17E-04	.18E-04	.28E-04	.26E-04	.10E-04

26 DAY 6 MONTH 79 6: 5:20 PROBE RANGE 100 FRAME NUMBER 90

MEAN CHANNEL DIAMETER IN MICROMETERS																GM PER CUBIC	WAVELENGTH IN MICROMETERS			
4.0	8.0	12.0	16.0	20.0	24.0	28.0	32.0	36.0	40.0	44.0	48.0	52.0	56.0	60.0	METER	.550	1.06	3.80	9.35	10.6
																EXTINCTION IN RECIPROCAL METERS				
3	1	0	0	0	0	0	0	0	0	0	0	0	0	0	.12E-03	.23E-04	.23E-04	.32E-04	.36E-04	.26E-04
3	0	0	0	0	0	0	0	0	0	0	0	0	0	0	.32E-04	.19E-04	.11E-04	.17E-04	.16E-04	.60E-05
3	3	0	0	0	0	0	0	0	0	0	0	0	0	0	.28E-03	.49E-04	.47E-04	.61E-04	.75E-04	.66E-04
1	0	1	0	0	0	0	0	0	0	0	0	0	0	0	.29E-03	.32E-04	.32E-04	.45E-04	.47E-04	.45E-04
6	1	0	0	0	0	0	0	0	0	0	0	0	0	0	.15E-03	.33E-04	.33E-04	.48E-04	.51E-04	.32E-04
3	1	0	0	0	0	0	0	0	0	0	0	0	0	0	.12E-03	.23E-04	.23E-04	.32E-04	.36E-04	.26E-04
5	1	0	0	0	0	0	0	0	0	0	0	0	0	0	.14E-03	.30E-04	.30E-04	.43E-04	.46E-04	.30E-04
4	1	0	0	0	0	0	0	0	0	0	0	0	0	0	.13E-03	.26E-04	.26E-04	.37E-04	.41E-04	.28E-04
4	0	0	0	0	0	0	0	0	0	0	0	0	0	0	.42E-04	.13E-04	.14E-04	.22E-04	.21E-04	.81E-05
3	2	0	0	0	0	0	0	0	0	0	0	0	0	0	.20E-03	.36E-04	.35E-04	.46E-04	.55E-04	.46E-04

26 DAY 6 MONTH 79 6: 5:30 PROBE RANGE 100 FRAME NUMBER 91

MEAN CHANNEL DIAMETER IN MICROMETERS																GM PER CUBIC	WAVELENGTH IN MICROMETERS			
4.0	8.0	12.0	16.0	20.0	24.0	28.0	32.0	36.0	40.0	44.0	48.0	52.0	56.0	60.0	METER	.550	1.06	3.80	9.35	10.6
																EXTINCTION IN RECIPROCAL METERS				
3	1	1	0	0	0	0	0	0	0	0	0	0	0	0	.40E-03	.52E-04	.51E-04	.71E-04	.77E-04	.69E-04
3	2	0	0	0	0	0	0	0	0	0	0	0	0	0	.19E-03	.33E-04	.31E-04	.41E-04	.50E-04	.44E-04
5	2	1	0	0	0	0	0	0	0	0	0	0	0	0	.51E-03	.72E-04	.70E-04	.97E-04	.11E-03	.90E-04
2	1	0	0	0	0	0	0	0	0	0	0	0	0	0	.11E-03	.20E-04	.19E-04	.26E-04	.30E-04	.24E-04
2	1	0	0	0	0	0	0	0	0	0	0	0	0	0	.11E-03	.20E-04	.19E-04	.26E-04	.30E-04	.24E-04
1	1	0	0	0	0	0	0	0	0	0	0	0	0	0	.95E-04	.16E-04	.16E-04	.20E-04	.25E-04	.21E-04
3	1	0	0	0	0	0	0	0	0	0	0	0	0	0	.12E-03	.23E-04	.23E-04	.32E-04	.36E-04	.26E-04
1	2	0	0	0	0	0	0	0	0	0	0	0	0	0	.18E-03	.29E-04	.28E-04	.35E-04	.45E-04	.42E-04
3	3	0	0	0	0	0	0	0	0	0	0	0	0	0	.28E-03	.49E-04	.47E-04	.61E-04	.75E-04	.66E-04
2	2	1	0	0	0	0	0	0	0	0	0	0	0	0	.47E-03	.62E-04	.60E-04	.80E-04	.92E-04	.81E-04

26 DAY 6 MONTH 79 6: 5:40 PROBE RANGE 100 FRAME NUMBER 92

MEAN CHANNEL DIAMETER IN MICROMETERS																GM PER CUBIC	WAVELENGTH IN MICROMETERS				
4.0	8.0	12.0	16.0	20.0	24.0	28.0	32.0	36.0	40.0	44.0	48.0	52.0	56.0	60.0		METER	.550	1.06	3.80	9.35	10.6
																	EXTINCTION IN RECIPROCAL METERS				
2	1	0	0	0	0	0	0	0	0	0	0	0	0	0	0	.11E-03	.20E-04	.19E-04	.26E-04	.30E-04	.24E-04
5	0	0	0	0	0	0	0	0	0	0	0	0	0	0	0	.53E-04	.17E-04	.19E-04	.28E-04	.26E-04	.19E-04
2	1	0	0	0	0	0	0	0	0	0	0	0	0	0	0	.11E-03	.20E-04	.19E-04	.26E-04	.30E-04	.24E-04
3	0	2	0	0	0	0	0	0	0	0	0	0	0	0	0	.60E-03	.69E-04	.67E-04	.95E-04	.99E-04	.91E-04
1	0	0	0	0	0	0	0	0	0	0	0	0	0	0	0	.11E-04	.34E-05	.36E-05	.56E-05	.53E-05	.20E-05
6	1	0	0	0	0	0	0	0	0	0	0	0	0	0	0	.15E-03	.33E-04	.27E-04	.48E-04	.51E-04	.33E-04
2	0	0	0	0	0	0	0	0	0	0	0	0	0	0	0	.21E-04	.67E-05	.71E-05	.11E-04	.11E-04	.40E-05
3	0	2	0	0	0	0	0	0	0	0	0	0	0	0	0	.60E-03	.68E-04	.67E-04	.95E-04	.99E-04	.91E-04
3	2	0	0	0	0	0	0	0	0	0	0	0	0	0	0	.26E-03	.36E-04	.35E-04	.46E-04	.55E-04	.46E-04
7	1	0	0	0	0	0	0	0	0	0	0	0	0	0	0	.16E-03	.37E-04	.27E-04	.54E-04	.57E-04	.34E-04

26 DAY 6 MONTH 79 6: 5:50 PROBE RANGE 100 FRAME NUMBER 93

MEAN CHANNEL DIAMETER IN MICROMETERS																GM PER CUBIC	WAVELENGTH IN MICROMETERS				
4.0	8.0	12.0	16.0	20.0	24.0	28.0	32.0	36.0	40.0	44.0	48.0	52.0	56.0	60.0		METER	.550	1.06	3.80	9.35	10.6
																	EXTINCTION IN RECIPROCAL METERS				
1	1	0	0	0	0	0	0	0	0	0	0	0	0	0	0	.95E-04	.16E-04	.16E-04	.20E-04	.25E-04	.22E-04
1	1	0	0	0	0	0	0	0	0	0	0	0	0	0	0	.95E-04	.16E-04	.16E-04	.20E-04	.25E-04	.22E-04
2	2	0	0	1	202	204	404	404	404	404	404	404	404	406							
666	492	337	182	95	54	44	31	23	13	6	7	3	2	3		.16E+01	.74E-01	.74E-01	.84E-01	.99E-01	.92E-01
1086	921	674	411	200	96	50	26	15	6	4	3	2	2	0		.18E+01	.11E+00	.11E+00	.12E+00	.15E+00	.14E+00
1044	847	445	184	75	26	15	10	5	3	0	0	0	0	0		.67E+00	.53E-01	.52E-01	.64E-01	.75E-01	.69E-01
1116	656	321	101	31	14	10	3	4	1	0	0	2	0	0		.44E+00	.35E-01	.35E-01	.43E-01	.50E-01	.46E-01
1362	992	677	251	127	50	17	7	3	0	2	1	0	0	0		.91E+00	.72E-01	.70E-01	.86E-01	.10E+00	.93E-01
1424	1116	719	291	106	43	13	5	1	3	0	1	0	0	0		.88E+00	.73E-01	.71E-01	.87E-01	.10E+00	.96E-01
1417	1067	683	283	93	34	13	9	7	1	1	0	1	1	1		.95E+00	.72E-01	.71E-01	.86E-01	.10E+00	.94E-01

26 DAY 6 MONTH 79 6: 6: 0 PROBE RANGE 100 FRAME NUMBER 94

MEAN CHANNEL DIAMETER IN MICROMETERS																GM PER CUBIC	WAVELENGTH IN MICROMETERS				
4.0	8.0	12.0	16.0	20.0	24.0	28.0	32.0	36.0	40.0	44.0	48.0	52.0	56.0	60.0		METER	.550	1.06	3.80	9.35	10.6
																	EXTINCTION IN RECIPROCAL METERS				
1314	946	584	218	78	26	15	2	1	1	0	0	0	0	0	0	.65E+00	.57E-01	.56E-01	.69E-01	.81E-01	.73E-01
1178	781	403	130	45	13	8	2	0	0	0	0	0	0	0	0	.41E+00	.39E-01	.38E-01	.48E-01	.56E-01	.51E-01
1150	746	441	147	46	19	5	4	1	0	0	0	1	0	0	0	.47E+00	.42E-01	.41E-01	.51E-01	.60E-01	.55E-01
927	680	337	130	42	15	6	1	0	0	0	0	0	0	0	0	.37E+00	.35E-01	.34E-01	.42E-01	.50E-01	.45E-01
749	438	231	72	20	6	3	3	2	0	0	0	0	0	0	0	.24E+00	.22E-01	.22E-01	.28E-01	.33E-01	.29E-01
693	488	240	73	29	9	5	2	1	0	0	0	0	0	0	0	.26E+00	.25E-01	.24E-01	.31E-01	.36E-01	.32E-01
490	349	130	27	9	0	1	1	0	0	0	0	0	0	0	0	.10E+00	.11E-01	.11E-01	.14E-01	.16E-01	.14E-01
372	220	83	21	7	3	1	0	0	0	0	0	0	0	0	0	.80E-01	.86E-02	.84E-02	.11E-01	.13E-01	.11E-01
708	327	162	37	11	1	0	1	0	0	0	0	0	0	0	0	.13E+00	.14E-01	.14E-01	.18E-01	.21E-01	.19E-01
670	362	142	55	3	7	1	2	0	0	0	0	0	0	0	0	.15E+00	.15E-01	.15E-01	.19E-01	.23E-01	.20E-01

26 DAY 6 MONTH 79 6: 6:10 PROBE RANGE 100 FRAME NUMBER 95

MEAN CHANNEL DIAMETER IN MICROMETERS																GM PER CUBIC	WAVELENGTH IN MICROMETERS				
4.0	8.0	12.0	16.0	20.0	24.0	28.0	32.0	36.0	40.0	44.0	48.0	52.0	56.0	60.0		METER	.550	1.06	3.80	9.35	10.6
																	EXTINCTION IN RECIPROCAL METERS				
443	194	101	35	8	2	0	0	0	0	0	0	0	0	0	0	.88E-01	.96E-02	.94E-02	.12E-01	.14E-01	.12E-01
576	309	109	27	12	1	1	0	0	0	0	0	0	0	0	0	.10E+00	.12E-01	.11E-01	.15E-01	.17E-01	.15E-01
566	270	104	26	7	5	0	0	0	0	1	0	0	0	0	0	.11E+00	.11E-01	.11E-01	.14E-01	.16E-01	.13E-01
391	190	79	8	3	0	0	0	0	0	0	0	0	0	0	0	.52E-01	.67E-02	.66E-02	.88E-02	.10E-01	.87E-02
239	116	54	20	1	1	0	1	0	0	0	0	0	0	0	0	.50E-01	.53E-02	.52E-02	.66E-02	.77E-02	.68E-02
260	118	53	11	3	3	0	0	0	0	0	0	0	0	0	0	.46E-01	.51E-02	.50E-02	.65E-02	.74E-02	.65E-02
205	89	28	5	1	1	1	0	0	0	0	0	0	0	0	0	.28E-01	.33E-02	.32E-02	.42E-02	.48E-02	.41E-02
405	174	67	16	2	0	1	0	0	0	0	0	0	0	0	0	.55E-01	.67E-02	.65E-02	.86E-02	.99E-02	.85E-02
244	265	64	23	2	1	0	0	0	0	0	0	0	0	0	0	.67E-01	.86E-02	.84E-02	.11E-01	.13E-01	.11E-01
501	244	82	18	4	1	1	0	0	0	0	0	0	0	0	0	.72E-01	.87E-02	.85E-02	.11E-01	.13E-01	.11E-01

26 DAY 6 MONTH 79 6: 6:20 PROBE RANGE 100 FRAME NUMBER 96

MEAN CHANNEL DIAMETER IN MICROMETERS															GM PER CUBIC	WAVELENGTH IN MICROMETERS				
4.0	8.0	12.0	16.0	20.0	24.0	28.0	32.0	36.0	40.0	44.0	48.0	52.0	56.0	60.0	METER	.550	1.06	3.80	9.35	10.6
																EXTINCTION IN RECIPROCAL METERS				
466	203	64	13	4	2	1	0	0	0	0	0	0	0	0	.62E-01	.74E-02	.73E-02	.96E-02	.11E-01	.94E-02
485	214	79	24	6	2	1	0	0	0	0	0	0	0	0	.78E-01	.88E-02	.86E-02	.11E-01	.13E-01	.11E-01
522	227	78	27	6	3	1	0	0	0	0	0	0	0	0	.83E-01	.93E-02	.91E-02	.12E-01	.14E-01	.11E-01
816	368	142	33	17	6	0	0	0	0	0	0	0	0	0	.14E+00	.15E-01	.15E-01	.20E-01	.22E-01	.18E-01
1077	666	346	129	32	8	5	0	1	0	0	0	0	0	0	.34E+00	.33E-01	.33E-01	.41E-01	.48E-01	.44E-01
839	401	174	37	16	7	0	1	0	0	0	0	0	0	0	.16E+00	.17E-01	.17E-01	.22E-01	.25E-01	.22E-01
1130	580	259	93	28	6	5	1	0	0	0	0	0	0	0	.27E+00	.27E-01	.27E-01	.34E-01	.40E-01	.35E-01
1328	689	275	91	31	5	2	0	0	0	0	0	0	0	0	.27E+00	.29E-01	.29E-01	.37E-01	.43E-01	.38E-01
1305	639	244	98	21	9	3	0	0	0	0	0	0	0	0	.26E+00	.28E-01	.27E-01	.35E-01	.41E-01	.36E-01
1073	506	236	74	35	8	1	1	1	0	0	0	0	0	0	.25E+00	.25E-01	.25E-01	.31E-01	.36E-01	.32E-01

26 DAY 6 MONTH 79 6: 6:30 PROBE RANGE 100 FRAME NUMBER 97

MEAN CHANNEL DIAMETER IN MICROMETERS															GM PER CUBIC	WAVELENGTH IN MICROMETERS				
4.0	8.0	12.0	16.0	20.0	24.0	28.0	32.0	36.0	40.0	44.0	48.0	52.0	56.0	60.0	METER	.550	1.06	3.80	9.35	10.6
																EXTINCTION IN RECIPROCAL METERS				
1153	566	237	86	21	3	2	3	1	0	0	0	0	0	0	.25E+00	.26E-01	.25E-01	.32E-01	.37E-01	.33E-01
952	504	236	58	20	10	4	0	0	0	0	0	0	0	0	.22E+00	.23E-01	.22E-01	.29E-01	.33E-01	.30E-01
1362	715	346	97	33	7	2	2	0	0	0	0	0	0	0	.32E+00	.33E-01	.32E-01	.41E-01	.48E-01	.43E-01
1439	796	303	109	27	12	3	0	0	0	0	0	0	0	0	.32E+00	.34E-01	.33E-01	.42E-01	.49E-01	.43E-01
1760	984	455	160	50	11	4	1	0	0	0	0	0	0	0	.45E+00	.46E-01	.45E-01	.57E-01	.67E-01	.60E-01
1586	744	337	99	33	7	0	2	1	0	0	0	0	0	0	.32E+00	.34E-01	.33E-01	.43E-01	.49E-01	.44E-01
1540	749	282	76	30	8	2	0	0	0	0	0	0	0	0	.28E+00	.31E-01	.30E-01	.39E-01	.45E-01	.39E-01
1222	531	203	62	19	5	2	0	1	0	0	0	0	0	0	.21E+00	.23E-01	.22E-01	.29E-01	.33E-01	.29E-01
1007	400	137	36	19	3	1	1	0	0	0	0	0	0	0	.15E+00	.17E-01	.16E-01	.21E-01	.24E-01	.21E-01
581	233	79	22	7	0	0	0	0	0	0	0	0	0	0	.72E-01	.90E-02	.88E-02	.12E-01	.13E-01	.11E-01

26 DAY 6 MONTH 79 6: 6:40 PROBE RANGE 100 FRAME NUMBER 98

MEAN CHANNEL DIAMETER IN MICROMETERS															GM PER CUBIC	WAVELENGTH IN MICROMETERS				
4.0	8.0	12.0	16.0	20.0	24.0	28.0	32.0	36.0	40.0	44.0	48.0	52.0	56.0	60.0	METER	.550	1.06	3.80	9.35	10.6
																EXTINCTION IN RECIPROCAL METERS				
314	127	49	20	4	1	0	0	0	0	0	0	0	0	0	.49E-01	.56E-02	.55E-02	.70E-02	.82E-02	.70E-02
590	261	109	27	14	3	2	2	0	0	0	0	0	0	0	.13E+00	.12E-01	.12E-01	.15E-01	.18E-01	.15E-01
930	404	142	46	18	6	1	0	0	0	0	0	0	0	0	.16E+00	.17E-01	.17E-01	.22E-01	.25E-01	.22E-01
900	414	167	61	17	5	3	2	1	0	0	0	0	0	0	.20E+00	.19E-01	.19E-01	.24E-01	.28E-01	.23E-01
679	295	91	36	9	1	0	1	0	0	0	0	0	0	0	.10E+00	.12E-01	.11E-01	.15E-01	.17E-01	.15E-01
1142	545	218	69	21	4	1	1	0	0	0	0	0	0	0	.21E+00	.23E-01	.23E-01	.29E-01	.34E-01	.29E-01
931	442	207	61	19	5	2	0	1	0	0	0	0	0	0	.20E+00	.21E-01	.20E-01	.26E-01	.30E-01	.27E-01
1258	625	279	107	31	7	7	2	0	0	0	0	0	0	0	.31E+00	.31E-01	.30E-01	.38E-01	.44E-01	.39E-01
1213	529	223	63	24	4	3	0	0	0	0	0	0	0	0	.21E+00	.23E-01	.23E-01	.30E-01	.34E-01	.30E-01
1292	613	260	90	31	12	1	0	1	0	0	0	0	0	0	.28E+00	.29E-01	.28E-01	.36E-01	.42E-01	.37E-01

26 DAY 6 MONTH 79 6: 6:50 PROBE RANGE 100 FRAME NUMBER 99

MEAN CHANNEL DIAMETER IN MICROMETERS															GM PER CUBIC	WAVELENGTH IN MICROMETERS				
4.0	8.0	12.0	16.0	20.0	24.0	28.0	32.0	36.0	40.0	44.0	48.0	52.0	56.0	60.0	METER	.550	1.06	3.80	9.35	10.6
																EXTINCTION IN RECIPROCAL METERS				
1123	469	162	67	11	7	2	1	1	0	0	0	0	0	0	.19E+00	.20E-01	.20E-01	.26E-01	.30E-01	.26E-01
1283	590	227	88	29	8	0	0	0	0	0	0	0	0	0	.24E+00	.26E-01	.26E-01	.33E-01	.38E-01	.33E-01
1510	689	334	102	32	14	3	2	1	0	0	0	0	0	0	.34E+00	.34E-01	.33E-01	.43E-01	.49E-01	.44E-01
1384	651	259	86	22	8	2	1	0	0	0	0	0	0	0	.26E+00	.28E-01	.28E-01	.35E-01	.41E-01	.36E-01
1283	537	211	63	16	8	1	2	0	0	0	0	0	1	0	.24E+00	.24E-01	.23E-01	.30E-01	.35E-01	.30E-01
1137	449	167	69	11	4	1	0	0	0	0	0	0	0	0	.17E+00	.19E-01	.19E-01	.25E-01	.29E-01	.25E-01
1069	434	189	65	9	3	4	0	0	0	0	0	0	0	0	.18E+00	.20E-01	.19E-01	.25E-01	.29E-01	.25E-01
1053	473	165	62	20	6	0	0	0	0	0	0	0	0	0	.18E+00	.20E-01	.19E-01	.25E-01	.29E-01	.25E-01
1083	430	147	44	13	8	1	2	1	0	0	0	0	0	0	.18E+00	.18E-01	.18E-01	.23E-01	.27E-01	.23E-01
565	199	75	21	9	3	2	1	0	0	0	0	0	0	0	.89E-01	.93E-02	.91E-02	.12E-01	.14E-01	.12E-01

26 DAY 6 MONTH 79 6: 7: 0 PROBE RANGE 100 FRAME NUMBER 100

MEAN CHANNEL DIAMETER IN MICROMETERS															GM PER CUBIC METER	WAVELENGTH IN MICROMETERS .550 EXTINCTION	1.06	3.80	9.35	10.6
4.0	8.0	12.0	16.0	20.0	24.0	28.0	32.0	36.0	40.0	44.0	48.0	52.0	56.0	60.0		IN RECIPROCAL METERS				
516	162	68	18	4	1	0	0	0	0	0	0	0	0	0	.58E-01	.72E-02	.70E-02	.93E-02	11E-01	.88E-02
489	151	47	9	3	1	2	0	1	0	0	0	0	0	0	.58E-01	.63E-02	.62E-02	.83E-02	93E-02	77E-02
529	183	59	14	6	1	1	1	0	0	0	0	0	0	0	.66E-01	75E-02	.74E-02	.97E-02	11E-01	92E-02
608	237	89	20	6	4	2	1	0	0	0	1	0	0	0	.11E+00	11E-01	.10E-01	.13E-01	15E-01	13E-01
403	147	51	14	10	1	0	0	0	0	0	1	0	0	0	.74E-01	.68E-02	.67E-02	.86E-02	99E-02	.84E-02
320	99	35	6	3	1	0	0	2	0	0	0	0	0	0	47E-01	.45E-02	.45E-02	.59E-02	66E-02	.55E-02
363	122	47	11	1	1	0	1	1	0	0	0	0	0	0	.52E-01	54E-02	.53E-02	.69E-02	79E-02	66E-02
317	95	24	10	3	0	0	0	0	0	0	0	0	0	0	.29E-01	.37E-02	.37E-02	.49E-02	.56E-02	45E-02
242	74	18	6	0	1	0	0	0	0	0	0	0	0	0	.20E-01	27E-02	.27E-02	.36E-02	41E-02	33E-02
182	65	13	4	3	1	0	0	0	0	0	0	0	0	0	.20E-01	.24E-02	23E-02	.31E-02	35E-02	29E-02

26 DAY 6 MONTH 79 6: 7:10 PROBE RANGE 100 FRAME NUMBER 101

MEAN CHANNEL DIAMETER IN MICROMETERS															GM PER CUBIC METER	WAVELENGTH IN MICROMETERS .550 EXTINCTION	1.06	3.80	9.35	10.6
4.0	8.0	12.0	16.0	20.0	24.0	28.0	32.0	36.0	40.0	44.0	48.0	52.0	56.0	60.0		IN RECIPROCAL METERS				
132	52	16	4	1	1	0	0	0	0	0	0	0	0	0	.17E-01	.20E-02	.19E-02	.25E-02	29E-02	.23E-02
246	64	22	4	0	0	0	0	0	0	0	0	0	0	0	.17E-01	25E-02	.25E-02	.34E-02	38E-02	.30E-02
187	54	15	6	0	0	0	0	0	0	0	0	0	0	0	.15E-01	.21E-02	.20E-02	.27E-02	31E-02	25E-02
393	119	40	13	4	1	1	0	0	0	0	0	0	0	0	.45E-01	.53E-02	.52E-02	.69E-02	78E-02	.64E-02
307	73	28	11	0	1	1	0	0	0	0	0	0	0	0	.31E-01	.36E-02	.36E-02	.47E-02	53E-02	.43E-02
193	57	18	4	3	0	0	0	0	0	0	0	0	0	0	.19E-01	.24E-02	.23E-02	.31E-02	35E-02	.28E-02
308	70	27	5	2	0	0	0	0	0	0	0	0	0	0	.23E-01	31E-02	.31E-02	.43E-02	47E-02	37E-02
330	85	33	11	0	1	0	0	0	0	0	0	0	0	0	.30E-01	38E-02	.38E-02	.51E-02	57E-02	46E-02
291	80	22	3	0	1	0	0	0	0	0	0	0	0	0	.20E-01	.29E-02	.29E-02	.39E-02	44E-02	34E-02
242	59	25	2	1	3	1	1	0	0	0	0	0	0	1	.69E-01	.39E-02	.39E-02	.49E-02	54E-02	46E-02

26 DAY 6 MONTH 79 6: 7:20 PROBE RANGE 100 FRAME NUMBER 102

MEAN CHANNEL DIAMETER IN MICROMETERS															GM PER CUBIC METER	WAVELENGTH IN MICROMETERS .550 EXTINCTION	1.06	3.80	9.35	10.6
4.0	8.0	12.0	16.0	20.0	24.0	28.0	32.0	36.0	40.0	44.0	48.0	52.0	56.0	60.0		IN RECIPROCAL METERS				
256	81	27	5	4	1	0	1	0	0	2	0	0	0	0	.61E-01	.43E-02	43E-02	.55E-02	62E-02	52E-02
282	83	22	6	2	2	2	1	1	2	1	0	1	0	0	.11E+00	.56E-02	57E-02	.69E-02	79E-02	66E-02
300	83	36	10	8	4	1	1	0	0	2	0	0	1	0	.11E+00	.64E-02	.64E-02	.79E-02	89E-02	77E-02
315	88	24	9	4	1	2	2	0	2	0	0	0	0	0	.70E-01	51E-02	51E-02	.63E-02	73E-02	61E-02
394	130	40	11	8	3	1	1	0	2	0	0	0	0	0	.81E-01	67E-02	.69E-02	.83E-02	96E-02	81E-02
326	109	40	23	6	3	3	0	0	0	0	0	0	0	0	.65E-01	.61E-02	.60E-02	.76E-02	86E-02	.75E-02
349	76	41	16	6	1	0	1	0	0	1	0	0	0	0	.62E-01	.53E-02	.53E-02	.68E-02	77E-02	64E-02
297	77	35	13	9	1	0	1	1	1	0	0	0	0	0	.66E-01	.53E-02	.52E-02	.66E-02	75E-02	63E-02
305	92	32	19	7	2	1	1	1	1	0	0	0	0	0	.74E-01	58E-02	.58E-02	.71E-02	83E-02	70E-02
346	80	48	25	8	2	0	2	1	1	0	1	0	0	0	.10E+00	.71E-02	.71E-02	.87E-02	10E-01	86E-02

26 DAY 6 MONTH 79 6: 7:30 PROBE RANGE 100 FRAME NUMBER 103

MEAN CHANNEL DIAMETER IN MICROMETERS															GM PER CUBIC METER	WAVELENGTH IN MICROMETERS .550 EXTINCTION	1.06	3.80	9.35	10.6
4.0	8.0	12.0	16.0	20.0	24.0	28.0	32.0	36.0	40.0	44.0	48.0	52.0	56.0	60.0		IN RECIPROCAL METERS				
320	70	44	14	6	8	3	2	3	0	0	0	1	0	0	.13E+00	.75E-02	75E-02	.91E-02	10E-01	90E-02
319	81	36	17	7	7	6	0	0	0	0	0	0	0	0	.79E-01	.63E-02	.63E-02	.78E-02	89E-02	78E-02
304	101	28	13	6	5	3	1	0	0	0	0	0	0	0	.64E-01	.56E-02	.56E-02	.68E-02	79E-02	67E-02
279	62	51	10	10	11	0	1	0	0	0	0	0	0	0	.73E-01	.59E-02	.59E-02	.73E-02	84E-02	.77E-02
256	65	31	7	4	3	2	0	0	0	0	0	0	0	0	.41E-01	.39E-02	.39E-02	.51E-02	57E-02	.47E-02
240	64	28	7	2	0	0	0	0	0	0	0	0	0	0	.23E-01	.30E-02	.29E-02	.39E-02	44E-02	.36E-02
213	49	25	8	6	0	1	0	0	0	0	0	0	0	0	.30E-01	31E-02	31E-02	.40E-02	45E-02	37E-02
162	43	14	3	0	1	0	1	2	0	0	0	0	0	0	.34E-01	25E-02	25E-02	.31E-02	35E-02	29E-02
155	33	15	6	0	0	0	0	1	0	1	0	0	0	0	.34E-01	.23E-02	.23E-02	.30E-02	33E-02	27E-02
160	44	17	6	1	0	0	0	0	0	0	0	0	0	0	.16E-01	20E-02	20E-02	.26E-02	29E-02	.24E-02

26 DAY 6 MONTH 79 6: 7:40 PROBE RANGE 100 FRAME NUMBER 104

MEAN CHANNEL DIAMETER IN MICROMETERS															GM PER CUBIC	WAVELENGTH IN MICRONS ESS				
4.0	8.0	12.0	16.0	20.0	24.0	28.0	32.0	36.0	40.0	44.0	48.0	52.0	56.0	60.0	METER	.550	1.06	3.80	9.35	10.6
																EXTINCTION IN RECIPROCAL METERS				
128	32	18	4	1	2	2	1	0	1	0	0	0	0	0	.41E-01	.27E-02	.27E-02	.33E-02	.38E-02	.32E-02
146	25	14	3	1	2	0	0	0	0	0	0	1	0	0	.39E-01	.22E-02	.22E-02	.28E-02	.31E-02	.25E-02
149	41	18	3	3	0	0	0	0	0	0	0	0	0	0	.16E-01	.19E-02	.19E-02	.26E-02	.29E-02	.24E-02
117	33	11	5	0	3	0	0	0	0	0	0	0	0	0	.17E-01	.17E-02	.17E-02	.22E-02	.25E-02	.21E-02
148	38	10	5	2	1	0	0	0	0	0	0	0	0	0	.16E-01	.18E-02	.18E-02	.23E-02	.27E-02	.21E-02
137	31	14	2	1	1	2	0	0	0	0	0	0	0	0	.20E-01	.19E-02	.19E-02	.25E-02	.27E-02	.22E-02
150	36	13	7	0	0	1	0	0	0	0	0	0	0	0	.17E-01	.19E-02	.18E-02	.24E-02	.27E-02	.22E-02
120	24	16	4	1	0	0	0	0	0	0	0	0	0	0	.12E-01	.15E-02	.14E-02	.19E-02	.22E-02	.18E-02
144	29	10	7	3	0	0	0	0	0	0	0	0	0	0	.15E-01	.17E-02	.17E-02	.23E-02	.26E-02	.20E-02
119	27	13	3	0	1	0	0	0	0	0	0	0	0	0	.12E-01	.14E-02	.14E-02	.18E-02	.21E-02	.17E-02

26 DAY 6 MONTH 79 6: 7:50 PROBE RANGE 100 FRAME NUMBER 105

MEAN CHANNEL DIAMETER IN MICROMETERS															GM PER CUBIC	WAVELENGTH IN MICROMETERS				
4.0	8.0	12.0	16.0	20.0	24.0	28.0	32.0	36.0	40.0	44.0	48.0	52.0	56.0	60.0	METER	.550	1.06	3.80	9.35	10.6
																EXTINCTION IN RECIPROCAL METERS				
109	30	13	3	2	0	0	0	0	0	0	0	0	0	0	.12E-01	.14E-02	.14E-02	.19E-02	.21E-02	.18E-02
138	23	6	5	1	0	0	1	0	1	0	0	0	0	0	.26E-01	.18E-02	.18E-02	.22E-02	.25E-02	.20E-02
128	26	12	2	1	0	1	0	0	0	0	0	0	0	0	.13E-01	.15E-02	.14E-02	.20E-02	.21E-02	.17E-02
125	33	9	3	2	0	1	0	0	0	0	0	0	0	0	.15E-01	.16E-02	.16E-02	.21E-02	.23E-02	.19E-02
120	31	10	0	1	0	1	0	0	0	0	0	0	0	0	.12E-01	.13E-02	.13E-02	.18E-02	.20E-02	.16E-02
112	35	13	6	2	1	0	0	0	0	0	0	0	0	0	.17E-01	.18E-02	.18E-02	.23E-02	.26E-02	.22E-02
126	19	9	4	2	0	0	0	0	0	0	0	0	0	0	.11E-01	.13E-02	.13E-02	.17E-02	.19E-02	.15E-02
100	24	13	2	1	0	0	0	0	0	0	0	0	0	0	.94E-02	.12E-02	.12E-02	.16E-02	.18E-02	.15E-02
117	24	6	3	2	0	2	0	0	0	0	0	0	0	0	.17E-01	.15E-02	.15E-02	.20E-02	.22E-02	.17E-02
116	27	6	3	3	0	0	0	0	0	0	0	0	0	0	.11E-01	.13E-02	.13E-02	.17E-02	.19E-02	.15E-02

26 DAY 6 MONTH 79 6: 8: 0 PROBE RANGE 100 FRAME NUMBER 106

MEAN CHANNEL DIAMETER IN MICROMETERS															GM PER CUBIC	WAVELENGTH IN MICROMETERS				
4.0	8.0	12.0	16.0	20.	24.0	28.0	32.0	36.0	40.0	44.0	48.0	52.0	56.0	60.0	METER	.550	1.06	3.80	9.35	10.6
																EXTINCTION IN RECIPROCAL METERS				
88	27	10	2	1	1	0	0	0	0	0	0	0	0	0	.11E-01	.12E-02	.12E-02	.15E-02	.17E-02	.14E-02
86	12	7	0	1	0	0	0	0	0	0	0	0	0	0	.52E-02	.73E-03	.73E-03	.10E-02	.11E-02	.91E-03
98	20	8	1	2	0	0	0	0	0	0	0	0	0	0	.83E-02	.11E-02	.10E-02	.14E-02	.15E-02	.12E-02
82	21	8	2	1	0	0	0	0	0	0	0	0	0	0	.76E-02	.96E-03	.95E-03	.13E-02	.14E-02	.11E-02
67	29	4	2	2	0	0	0	0	0	0	0	0	0	0	.83E-02	.98E-03	.96E-03	.12E-02	.14E-02	.12E-02
82	14	4	1	0	0	0	0	0	0	0	0	0	0	0	.39E-02	.62E-03	.62E-03	.87E-03	.95E-03	.69E-03
66	11	6	3	1	0	0	0	0	0	0	1	0	0	0	.21E-01	.11E-02	.12E-02	.14E-02	.16E-02	.13E-02
55	19	3	0	1	1	0	0	0	0	0	0	0	0	0	.66E-02	.71E-03	.70E-03	.92E-03	.10E-02	.85E-03
72	18	5	2	0	1	0	0	0	0	0	0	0	0	0	.73E-02	.84E-03	.83E-03	.11E-02	.12E-02	.98E-03
4	16	4	0	2	1	0	0	0	0	0	0	0	0	0	.81E-02	.81E-03	.81E-03	.11E-02	.12E-02	.95E-03

26 DAY 6 MONTH 79 6: 8:10 PROBE RANGE 100 FRAME NUMBER 107

MEAN CHANNEL DIAMETER IN MICROMETERS															GM PER CUBIC	WAVELENGTH IN MICROMETERS				
4.0	8.0	12.0	16.0	20.0	24.0	28.0	32.0	36.0	40.0	44.0	48.0	52.0	56.0	60.0	METER	.550	1.06	3.80	9.35	10.6
																EXTINCTION IN RECIPROCAL METERS				
67	18	4	1	0	1	0	2	1	0	0	0	0	0	0	.25E-01	.14E-02	.14E-02	.16E-02	.19E-02	.16E-02
78	19	7	2	1	1	0	0	0	0	0	0	0	0	0	.93E-02	.10E-02	.10E-02	.13E-02	.15E-02	.12E-02
90	19	7	3	1	3	0	0	0	0	0	0	0	0	0	.15E-01	.13E-02	.13E-02	.17E-02	.19E-02	.15E-02
86	21	7	1	1	1	0	0	0	0	0	0	0	0	0	.89E-02	.10E-02	.10E-02	.13E-02	.15E-02	.12E-02
113	28	9	0	0	1	0	0	0	0	0	0	0	0	0	.84E-02	.11E-02	.11E-02	.15E-02	.17E-02	.13E-02
105	28	13	3	0	0	0	0	0	2	0	1	0	0	0	.48E-01	.23E-02	.23E-02	.27E-02	.32E-02	.27E-02
102	16	6	1	1	2	0	0	0	0	0	0	0	0	0	.11E-01	.11E-02	.11E-02	.14E-02	.16E-02	.12E-02
76	20	7	1	0	1	0	0	0	0	0	0	0	0	0	.74E-02	.88E-03	.87E-03	.12E-02	.13E-02	.11E-02
65	7	5	2	1	1	0	0	0	0	0	0	0	0	0	.76E-02	.75E-03	.75E-03	.97E-03	.11E-02	.84E-03
75	13	7	1	3	0	0	0	0	1	1	0	0	0	0	.33E-01	.16E-02	.16E-02	.19E-02	.22E-02	.18E-02

26 DAY 6 MONTH 79 6: 8:20 PROBE RANGE 100 FRAME NUMBER 108

MEAN CHANNEL DIAMETER IN MICROMETERS															GM PER CUBIC	WAVELENGTH IN MICROMETERS				
4.0	8.0	12.0	16.0	20.0	24.0	28.0	32.0	36.0	40.0	44.0	48.0	52.0	56.0	60.0	METER	.550	1.06	3.80	9.35	10.6
																EXTINCTION IN RECIPROCAL METERS				
56	12	6	1	1	1	0	2	0	1	0	0	0	0	0	.29E-01	.15E-02	.15E-02	.17E-02	.20E-02	.17E-02
60	11	4	2	1	1	0	0	0	0	0	0	0	0	0	.76E-02	.75E-03	.75E-03	.96E-03	.11E-02	.97E-03
53	9	4	2	0	0	0	0	0	0	0	0	0	0	0	.38E-02	.51E-03	.51E-03	.69E-03	.76E-03	.58E-03
50	16	7	7	0	1	1	0	0	0	0	0	0	0	0	.14E-01	.12E-02	.12E-02	.14E-02	.17E-02	.15E-02
68	15	8	2	0	0	1	0	0	0	0	0	0	0	0	.92E-02	.91E-03	.90E-03	.12E-02	.13E-02	.11E-02
57	16	7	3	1	2	0	0	0	0	0	0	0	0	0	.12E-01	.11E-02	.10E-02	.13E-02	.15E-02	.13E-02
66	13	8	1	0	0	1	0	0	0	0	0	0	0	0	.83E-02	.83E-03	.82E-03	.11E-02	.12E-02	.90E-03
44	11	4	3	0	0	0	0	0	0	0	0	0	0	0	.45E-02	.56E-03	.55E-03	.72E-03	.83E-03	.67E-03
64	9	4	1	2	0	0	0	0	0	0	0	0	0	0	.59E-02	.66E-03	.66E-03	.89E-03	.96E-03	.77E-03
53	19	3	2	0	0	0	0	0	0	0	0	0	0	0	.44E-02	.62E-03	.60E-03	.79E-03	.92E-03	.74E-03

26 DAY 6 MONTH 79 6: 8:30 PROBE RANGE 100 FRAME NUMBER 109

MEAN CHANNEL DIAMETER IN MICROMETERS															GM PER CUBIC	WAVELENGTH IN MICROMETERS				
4.0	8.0	12.0	16.0	20.0	24.0	28.0	32.0	36.0	40.0	44.0	48.0	52.0	56.0	60.0	METER	.550	1.06	3.80	9.35	10.6
																EXTINCTION IN RECIPROCAL METERS				
48	10	5	2	0	0	0	0	0	0	0	0	0	0	0	.41E-02	.54E-03	.53E-03	.71E-03	.80E-03	.64E-03
38	10	2	1	1	0	0	0	0	0	0	0	0	0	0	.38E-02	.45E-03	.44E-03	.58E-03	.66E-03	.52E-03
44	9	2	1	0	1	0	0	0	0	0	0	0	0	0	.47E-02	.49E-03	.49E-03	.62E-03	.71E-03	.56E-03
36	6	2	2	0	0	0	0	0	0	0	0	0	0	0	.28E-02	.36E-03	.36E-03	.47E-03	.53E-03	.41E-03
50	13	1	2	1	0	0	0	1	0	0	0	0	0	0	.12E-01	.80E-03	.80E-03	.99E-03	.11E-02	.92E-03
57	12	2	0	0	0	0	0	0	0	0	0	0	0	0	.22E-02	.41E-03	.40E-03	.57E-03	.62E-03	.44E-03
47	13	4	0	0	0	0	0	0	0	0	0	0	0	0	.29E-02	.47E-03	.46E-03	.64E-03	.71E-03	.56E-03
50	6	2	2	0	0	0	0	0	0	0	0	0	0	0	.29E-02	.41E-03	.41E-03	.55E-03	.61E-03	.47E-03
48	7	2	2	0	0	0	0	0	0	0	0	0	0	0	.30E-02	.41E-03	.41E-03	.55E-03	.62E-03	.45E-03
33	4	2	0	0	0	0	0	0	0	0	0	0	0	0	.13E-02	.22E-03	.22E-03	.32E-03	.34E-03	.23E-03

26 DAY 6 MONTH 79 6: 8:40 PROBE RANGE 100 FRAME NUMBER 110

MEAN CHANNEL DIAMETER IN MICROMETERS															GM PER CUBIC	WAVELENGTH IN MICROMETERS				
4.0	8.0	12.0	16.0	20.0	24.0	28.0	32.0	36.0	40.0	44.0	48.0	52.0	56.0	60.0	METER	.550	1.06	3.80	9.35	10.6
																EXTINCTION IN RECIPROCAL METERS				
26	5	2	0	2	0	0	0	0	0	0	0	0	0	0	.39E-02	.37E-03	.37E-03	.49E-03	.53E-03	.43E-03
26	3	1	0	0	0	0	0	0	0	0	0	0	0	0	.81E-03	.16E-03	.16E-03	.23E-03	.24E-03	.15E-03
21	2	1	0	0	0	0	0	0	0	0	0	0	0	0	.67E-03	.13E-03	.13E-03	.19E-03	.19E-03	.12E-03
15	2	1	0	0	0	0	0	0	0	0	0	0	0	0	.61E-03	.11E-03	.11E-03	.15E-03	.16E-03	.11E-03
16	4	1	0	0	0	0	0	0	0	0	0	0	0	0	.79E-03	.13E-03	.13E-03	.19E-03	.21E-03	.15E-03
18	3	0	0	0	0	0	0	0	0	0	0	0	0	0	.44E-03	.10E-03	.10E-03	.14E-03	.15E-03	.96E-04
18	1	1	0	0	0	0	0	0	0	0	0	0	0	0	.56E-03	.10E-03	.10E-03	.15E-03	.16E-03	.99E-04
8	5	3	0	0	0	0	0	0	0	0	0	0	0	0	.14E-02	.18E-03	.17E-03	.24E-03	.27E-03	.24E-03
15	0	2	1	0	0	0	0	0	0	0	0	0	0	0	.14E-02	.16E-03	.16E-03	.21E-03	.23E-03	.18E-03
26	1	3	1	0	0	0	0	0	0	0	0	0	0	0	.19E-02	.24E-03	.24E-03	.33E-03	.35E-03	.26E-03

26 DAY 6 MONTH 79 6: 8:50 PROBE RANGE 100 FRAME NUMBER 111

MEAN CHANNEL DIAMETER IN MICROMETERS															GM PER CUBIC	WAVELENGTH IN MICROMETERS				
4.0	8.0	12.0	16.0	20.0	24.0	28.0	32.0	36.0	40.0	44.0	48.0	52.0	56.0	60.0	METER	.550	1.06	3.80	9.35	10.6
																EXTINCTION IN RECIPROCAL METERS				
21	3	1	0	0	0	0	0	0	0	0	0	0	0	0	.76E-03	.14E-03	.14E-03	.20E-03	.21E-03	.14E-03
14	3	2	0	0	0	0	0	0	0	0	0	0	0	0	.97E-03	.14E-03	.14E-03	.20E-03	.22E-03	.17E-03
12	5	2	1	1	0	0	0	0	0	0	0	0	0	0	.31E-02	.29E-03	.29E-03	.36E-03	.42E-03	.31E-03
15	2	3	0	0	0	0	0	0	0	0	0	0	0	0	.12E-02	.16E-03	.16E-03	.23E-03	.24E-03	.21E-03
35	16	20	15	3	7	3	0	1	0	0	1	0	1	0	.10E+00	.45E-02	.45E-02	.50E-02	.59E-02	.55E-02
775	583	430	209	131	52	45	18	11	6	4	3	1	3	0	.12E+01	.70E-01	.69E-01	.81E-01	.95E-01	.81E-01
871	648	422	182	77	47	24	16	5	2	0	2	3	1	2	.95E+00	.58E-01	.57E-01	.67E-01	.79E-01	.71E-01
1050	767	455	229	94	54	24	15	4	4	1	1	2	0	0	.92E+00	.63E-01	.62E-01	.73E-01	.87E-01	.80E-01
1120	848	598	271	104	47	28	6	4	1	1	1	1	0	0	.91E+00	.68E-01	.68E-01	.80E-01	.95E-01	.88E-01
977	686	383	166	57	26	17	6	1	1	2	0	1	1	0	.61E+00	.46E-01	.45E-01	.54E-01	.64E-01	.59E-01

26 DAY 6 MONTH 79 6: 9: 0 PROBE RANGE 100 FRAME NUMBER 112

MEAN CHANNEL DIAMETER IN MICROMETERS															GM PER CUBIC	WAVELENGTH IN MICROMETERS				
4.0	8.0	12.0	16.0	20.0	24.0	28.0	32.0	36.0	40.0	44.0	48.0	52.0	56.0	60.0	METER	.550	1.06	3.80	9.35	10.6
																EXTINCTION IN RECIPROCAL METERS				
988	571	234	140	40	17	2	1	3	1	1	0	0	0	0	.40E+00	.35E-01	.34E-01	.42E-01	.49E-01	.45E-01
1033	730	470	174	78	23	13	3	3	0	0	0	0	0	0	.56E+00	.48E-01	.47E-01	.58E-01	.67E-01	.62E-01
1137	858	504	200	78	22	9	3	1	0	0	0	0	0	0	.57E+00	.51E-01	.49E-01	.61E-01	.72E-01	.67E-01
1210	1002	667	302	108	42	14	1	0	0	0	2	1	1	0	.87E+00	.70E-01	.68E-01	.83E-01	.98E-01	.91E-01
1254	912	545	178	83	18	14	6	2	2	0	0	0	1	0	.66E+00	.55E-01	.53E-01	.66E-01	.78E-01	.72E-01
1162	782	437	179	55	33	5	4	0	0	0	0	0	0	0	.51E+00	.46E-01	.44E-01	.55E-01	.65E-01	.60E-01
1178	825	491	182	63	15	8	1	1	1	0	0	0	0	0	.51E+00	.47E-01	.46E-01	.57E-01	.67E-01	.62E-01
1085	848	442	150	52	12	11	2	1	1	0	0	0	1	0	.50E+00	.44E-01	.43E-01	.53E-01	.63E-01	.58E-01
1204	852	442	197	69	16	7	1	0	0	0	0	0	1	0	.53E+00	.47E-01	.46E-01	.57E-01	.67E-01	.62E-01
1177	913	491	202	46	30	9	2	1	0	0	0	1	0	0	.57E+00	.50E-01	.49E-01	.60E-01	.71E-01	.66E-01

26 DAY 6 MONTH 79 6: 9:10 PROBE RANGE 100 FRAME NUMBER 113

MEAN CHANNEL DIAMETER IN MICROMETERS															GM PER CUBIC	WAVELENGTH IN MICROMETERS				
4.0	8.0	12.0	16.0	20.0	24.0	28.0	32.0	36.0	40.0	44.0	48.0	52.0	56.0	60.0	METER	.550	1.06	3.80	9.35	10.6
																EXTINCTION IN RECIPROCAL METERS				
1126	869	482	177	52	17	8	4	1	0	0	1	0	0	0	.52E+00	.47E-01	.46E-01	.57E-01	.67E-01	.62E-01
1193	749	404	111	35	15	3	2	0	1	0	1	0	0	0	.40E+00	.37E-01	.36E-01	.46E-01	.54E-01	.49E-01
1574	1076	592	197	61	24	11	2	1	0	0	0	0	0	0	.80E+00	.56E-01	.55E-01	.69E-01	.81E-01	.74E-01
1163	781	406	146	51	14	8	5	0	1	1	0	0	0	0	.47E+00	.42E-01	.41E-01	.51E-01	.60E-01	.55E-01
1292	876	438	146	45	10	5	2	3	0	1	0	0	0	0	.46E+00	.43E-01	.42E-01	.53E-01	.62E-01	.56E-01
1335	920	426	152	40	16	5	1	0	0	0	0	0	0	0	.43E+00	.43E-01	.41E-01	.52E-01	.61E-01	.56E-01
1672	1139	702	212	88	26	18	6	0	0	0	1	0	0	0	.75E+00	.66E-01	.64E-01	.81E-01	.94E-01	.87E-01
1419	940	515	182	63	16	8	3	2	0	0	0	0	0	0	.54E+00	.50E-01	.49E-01	.62E-01	.72E-01	.66E-01
1287	789	345	111	28	10	3	2	1	0	0	0	0	0	0	.34E+00	.35E-01	.34E-01	.43E-01	.50E-01	.45E-01
1224	763	369	126	35	14	1	1	0	2	0	1	0	0	0	.39E+00	.37E-01	.36E-01	.45E-01	.53E-01	.48E-01

26 DAY 6 MONTH 79 6: 9:20 PROBE RANGE 100 FRAME NUMBER 114

MEAN CHANNEL DIAMETER IN MICROMETERS															GM PER CUBIC	WAVELENGTH IN MICROMETERS				
4.0	8.0	12.0	16.0	20.0	24.0	28.0	32.0	36.0	40.0	44.0	48.0	52.0	56.0	60.0	METER	.550	1.06	3.80	9.35	10.6
																EXTINCTION IN RECIPROCAL METERS				
1148	640	257	66	18	9	2	1	0	0	0	0	0	0	0	.24E+00	.26E-01	.25E-01	.33E-01	.38E-01	.34E-01
1294	762	368	108	31	12	4	1	0	1	0	0	0	0	0	.35E+00	.35E-01	.35E-01	.44E-01	.51E-01	.46E-01
1385	853	379	121	43	9	7	1	0	0	0	1	0	0	0	.40E+00	.39E-01	.38E-01	.48E-01	.56E-01	.51E-01
1230	688	314	64	18	4	4	0	0	0	0	0	0	0	0	.25E+00	.28E-01	.27E-01	.35E-01	.41E-01	.37E-01
1134	650	258	58	27	8	2	0	0	0	1	0	0	0	0	.25E+00	.26E-01	.26E-01	.32E-01	.38E-01	.34E-01
1005	460	163	46	10	4	1	1	0	0	0	0	0	0	0	.16E+00	.18E-01	.18E-01	.23E-01	.27E-01	.25E-01
895	453	146	34	13	4	0	0	0	0	0	0	0	0	0	.14E+00	.16E-01	.16E-01	.21E-01	.24E-01	.21E-01
847	384	148	45	18	7	5	3	0	0	0	0	0	0	0	.19E+00	.18E-01	.18E-01	.23E-01	.26E-01	.23E-01
923	378	143	33	15	7	0	1	0	0	0	0	0	0	0	.14E+00	.16E-01	.15E-01	.20E-01	.23E-01	.20E-01
1055	523	223	82	29	10	1	1	0	0	0	1	0	0	0	.26E+00	.25E-01	.25E-01	.31E-01	.36E-01	.32E-01

26 DAY 6 MONTH 79 6: 9:30 PROBE RANGE 100 FRAME NUMBER 115

MEAN CHANNEL DIAMETER IN MICROMETERS															GM PER CUBIC	WAVELENGTH IN MICROMETERS				
4.0	8.0	12.0	16.0	20.0	24.0	28.0	32.0	36.0	40.0	44.0	48.0	52.0	56.0	60.0	METER	.550	1.06	3.80	9.35	10.6
																EXTINCTION IN RECIPROCAL METERS				
839	382	179	39	21	4	4	0	1	0	0	0	0	0	0	.18E+00	.18E-01	.18E-01	.23E-01	.26E-01	.23E-01
828	355	145	44	17	7	2	2	0	0	0	0	0	0	0	.17E+00	.17E-01	.16E-01	.21E-01	.24E-01	.21E-01
806	323	129	36	16	4	1	1	0	0	0	0	0	0	0	.14E+00	.15E-01	.14E-01	.18E-01	.21E-01	.19E-01
687	305	102	26	9	1	0	0	1	0	0	0	0	0	0	.10E+00	.12E-01	.11E-01	.15E-01	.17E-01	.15E-01
478	165	65	15	4	0	1	0	0	0	0	0	0	0	0	.56E-01	.69E-02	.67E-02	.90E-02	.10E-01	.89E-02
499	158	51	18	4	0	1	0	0	0	0	0	0	0	0	.54E-01	.66E-02	.65E-02	.86E-02	.98E-02	.86E-02
593	207	57	16	4	2	0	0	0	0	0	0	0	0	0	.60E-01	.77E-02	.73E-02	.10E-01	.11E-01	.95E-02
610	211	66	13	3	3	0	0	0	0	0	0	0	0	0	.62E-01	.80E-02	.78E-02	.10E-01	.12E-01	.99E-02
627	218	59	8	3	2	1	0	0	0	0	0	0	0	0	.59E-01	.77E-02	.76E-02	.10E-01	.11E-01	.94E-02
590	228	58	20	7	1	0	1	0	0	0	0	0	0	0	.72E-01	.85E-02	.84E-02	.11E-01	.13E-01	.11E-01

26 DAY 6 MONTH 79 6: 9:40 PROBE RANGE 100 FRAME NUMBER 116

MEAN CHANNEL DIAMETER IN MICROMETERS															GM PER CUBIC METER	WAVELENGTH IN MICROMETERS .550 EXTINCTION IN RECIPROCAL METERS	1.06	3.80	9.35	10.6
4.0	8.0	12.0	16.0	20.0	24.0	28.0	32.0	36.0	40.0	44.0	48.0	52.0	56.0	60.0						
549	231	61	15	7	3	1	0	0	0	0	0	0	0	0	.72E-01	.84E-02	83E-02	11E-01	12E-01	11E-01
568	193	59	14	5	2	0	2	0	0	0	0	0	0	0	.70E-01	.79E-02	78E-02	10E-01	12E-01	96E-02
535	181	61	19	3	2	0	1	0	0	0	0	0	0	0	.65E-01	76E-02	.74E-02	.97E-02	11E-01	93E-02
474	171	61	21	6	0	0	0	0	0	0	0	0	0	0	.59E-01	71E-02	70E-02	.92E-02	11E-01	89E-02
505	171	51	19	4	1	0	0	0	0	0	0	0	0	0	.55E-01	68E-02	67E-02	.88E-02	10E-01	87E-02
372	106	30	7	2	3	0	0	0	0	0	0	0	0	0	.36E-01	44E-02	43E-02	.57E-02	65E-02	52E-02
352	117	36	8	3	1	0	1	0	0	0	0	0	0	0	.41E-01	.47E-02	.46E-02	61E-02	69E-02	57E-02
417	137	45	14	2	2	0	0	1	0	0	0	0	0	0	.53E-01	58E-02	58E-02	.75E-02	86E-02	71E-02
380	155	52	18	3	2	0	0	0	1	0	0	0	0	0	.63E-01	.65E-02	64E-02	82E-02	95E-02	81E-02
358	138	48	14	6	0	2	0	0	0	1	0	0	0	0	.68E-01	.63E-02	62E-02	.80E-02	91E-02	78E-02

26 DAY 6 MONTH 79 6: 9:50 PROBE RANGE 100 FRAME NUMBER 117

MEAN CHANNEL DIAMETER IN MICROMETERS															GM PER CUBIC METER	WAVELENGTH IN MICROMETERS .550 EXTINCTION IN RECIPROCAL METERS	1.06	3.80	9.35	10.6
4.0	8.0	12.0	16.0	20.0	24.0	28.0	32.0	36.0	40.0	44.0	48.0	52.0	56.0	60.0						
321	128	33	7	3	0	0	0	0	0	0	0	0	0	0	32E-01	.43E-02	42E-02	.56E-02	64E-02	.53E-02
348	138	35	13	0	2	1	0	0	0	0	0	0	0	0	.42E-01	.50E-02	.49E-02	.64E-02	71E-02	.62E-02
310	102	31	8	3	0	1	0	0	0	0	0	0	0	0	.34E-01	.41E-02	40E-02	53E-02	60E-02	.50E-02
310	116	35	6	0	1	0	0	0	0	0	0	0	0	0	29E-01	.40E-02	.39E-02	.52E-02	60E-02	49E-02
345	157	69	21	7	4	2	0	0	0	0	0	0	0	0	.76E-01	.76E-02	.74E-02	.95E-02	11E-01	.97E-02
363	128	42	17	5	4	2	1	0	0	0	0	0	0	0	.66E-01	.63E-02	62E-02	.79E-02	91E-02	78E-02
269	101	36	13	4	2	0	0	0	0	0	0	0	0	0	.40E-01	45E-02	.44E-02	.57E-02	65E-02	56E-02
229	84	26	13	3	1	1	0	0	0	0	0	0	0	0	.35E-01	.38E-02	.37E-02	.48E-02	55E-02	47E-02
218	78	20	4	5	0	0	0	0	0	0	0	0	0	0	.24E-01	.29E-02	29E-02	.38E-02	43E-02	.36E-02
163	31	19	1	3	0	0	0	0	0	0	0	0	0	0	.14E-01	18E-02	.18E-02	.24E-02	26E-02	21E-02

26 DAY 6 MONTH 79 6:10: 0 PROBE RANGE 100 FRAME NUMBER 118

MEAN CHANNEL DIAMETER IN MICROMETERS															GM PER CUBIC METER	WAVELENGTH IN MICROMETERS .550 EXTINCTION IN RECIPROCAL METERS	1.06	3.80	9.35	10.6
4.0	8.0	12.0	16.0	20.0	24.0	28.0	32.0	36.0	40.0	44.0	48.0	52.0	56.0	60.0						
175	50	15	3	0	2	1	0	0	0	0	0	0	0	0	.20E-01	.22E-02	.22E-02	.29E-02	32E-02	26E-02
144	34	16	6	1	0	0	0	0	0	0	0	0	0	0	.14E-01	18E-02	.17E-02	.23E-02	26E-02	.21E-02
142	32	8	5	3	0	0	0	0	0	0	0	0	0	0	.14E-01	.16E-02	.16E-02	.21E-02	24E-02	19E-02
111	38	14	3	0	0	0	0	0	0	0	0	0	0	0	.10E-01	.14E-02	.14E-02	.19E-02	21E-02	18E-02
130	37	21	3	1	0	0	0	0	0	0	0	0	0	0	.14E-01	18E-02	17E-02	.23E-02	26E-02	21E-02
101	24	15	5	1	1	0	0	0	0	0	0	0	0	0	.14E-01	.15E-02	.15E-02	.20E-02	22E-02	19E-02
91	23	5	4	0	0	0	0	0	0	0	0	0	0	0	.70E-02	.95E-03	.94E-03	.12E-02	14E-02	11E-02
96	29	4	3	1	1	0	0	0	0	0	0	0	0	0	.10E-01	.12E-02	.11E-02	.15E-02	17E-02	14E-02
109	20	4	2	0	1	0	0	0	0	0	0	0	0	0	.76E-02	.96E-03	96E-03	.13E-02	14E-02	11E-02
85	17	8	1	0	0	0	0	0	0	0	0	0	0	0	.53E-02	.79E-03	.78E-03	.11E-02	12E-02	91E-03

26 DAY 6 MONTH 79 6:10:10 PROBE RANGE 100 FRAME NUMBER 119

MEAN CHANNEL DIAMETER IN MICROMETERS															GM PER CUBIC METER	WAVELENGTH IN MICROMETERS .550 EXTINCTION IN RECIPROCAL METERS	1.06	3.80	9.35	10.6
4.0	8.0	12.0	16.0	20.0	24.0	28.0	32.0	36.0	40.0	44.0	48.0	52.0	56.0	60.0						
61	23	7	1	0	0	0	0	0	0	0	0	0	0	0	.55E-02	83E-03	81E-03	.11E-02	12E-02	10E-02
65	16	7	0	0	0	0	0	0	0	0	0	0	0	0	.40E-02	63E-03	.62E-03	.87E-03	95E-03	78E-03
83	29	10	0	2	1	0	0	0	0	0	0	0	0	0	11E-01	.12E-02	.12E-02	.16E-02	18E-02	15E-02
102	34	6	3	1	1	0	0	0	0	0	0	0	0	0	11E-01	13E-02	13E-02	.17E-02	19E-02	16E-02
87	30	8	3	0	2	1	0	0	0	0	0	0	0	0	.16E-01	14E-02	.14E-02	.18E-02	21E-02	18E-02
85	30	6	1	0	0	0	0	0	0	0	0	0	0	0	58E-02	.90E-03	88E-03	.12E-02	14E-02	11E-02
83	25	6	1	0	0	0	0	0	0	0	0	0	0	0	.54E-02	.83E-03	82E-03	.11E-02	13E-02	99E-03
92	26	4	2	2	0	0	0	0	0	0	0	0	0	0	.83E-02	.10E-02	.10E-02	.13E-02	15E-02	12E-02
73	27	7	0	1	0	0	0	0	0	0	0	0	0	0	.63E-02	.88E-03	.86E-03	.12E-02	13E-02	11E-02
68	16	8	1	0	0	0	0	0	0	0	0	0	0	0	59E-02	72E-03	.71E-03	98E-03	11E-02	86E-03

26 DAY 6 MONTH 79 6:10:20 PROBE RANGE 100 FRAME NUMBER 120

MEAN CHANNEL DIAMETER IN MICROMETERS																GM PER CUBIC METER	WAVELENGTH IN MICRONS EXTINCTION IN RECIPROCAL METERS				
4.0	8.0	12.0	16.0	20.0	24.0	28.0	32.0	36.0	40.0	44.0	48.0	52.0	56.0	60.0			.550	1.06	3.80	9.35	10.6
52	17	1	0	1	0	0	0	0	0	0	0	0	0	0		.36E-02	.50E-03	.50E-03	.68E-03	76E-03	50E-03
55	13	4	2	0	1	0	0	0	0	0	0	0	1	0		.35E-01	13E-02	.13E-02	.15E-02	17E-02	15E-02
43	12	2	2	0	0	0	0	0	0	0	0	0	0	0		.34E-02	.46E-03	.45E-03	.64E-03	69E-03	.51E-03
40	13	4	0	0	0	0	0	0	0	0	0	0	0	0		27E-02	42E-03	.41E-03	.57E-03	63E-03	.51E-03
47	13	8	1	2	0	0	0	0	0	0	0	0	0	0		.72E-02	.77E-03	.78E-03	.10E-02	11E-02	.95E-03
63	17	3	3	0	0	0	0	0	0	0	0	0	0	0		.50E-02	67E-03	.66E-03	.87E-03	10E-02	79E-03
36	5	1	0	0	0	0	0	0	0	0	0	0	0	0		.11E-02	21E-03	.22E-03	.31E-03	33E-03	21E-03
47	9	3	2	0	0	0	0	0	0	0	0	0	0	0		.35E-02	46E-03	.46E-03	.61E-03	69E-03	.52E-03
25	8	4	1	0	0	0	0	0	0	0	0	0	0	0		.27E-02	36E-03	35E-03	.46E-03	53E-03	44E-03
23	7	2	3	0	0	0	0	0	0	0	0	0	0	0		.34E-02	.38E-03	.37E-03	.46E-03	55E-03	46E-03

26 DAY 6 MONTH 79 6:10:30 PROBE RANGE 100 FRAME NUMBER 121

MEAN CHANNEL DIAMETER IN MICROMETERS																GM PER CUBIC METER	WAVELENGTH IN MICROMETERS EXTINCTION IN RECIPROCAL METERS				
4.0	8.0	12.0	16.0	20.0	24.0	28.0	32.0	36.0	40.0	44.0	48.0	52.0	56.0	60.0			.550	1.06	3.20	9.35	.0.6
35	4	4	0	2	0	0	0	0	0	0	0	0	0	0		.45E-02	.44E-03	.44E-03	.60E-03	64E-03	.51E-03
37	12	2	1	0	0	0	0	0	0	0	0	0	0	0		.26E-02	.39E-03	.38E-03	.51E-03	59E-03	46E-03
30	16	4	1	0	0	0	0	0	0	0	0	0	0	0		.35E-02	.48E-03	.46E-03	.61E-03	71E-03	.61E-03
42	11	3	1	0	0	0	0	0	0	0	0	0	0	0		.29E-02	.42E-03	.42E-03	.57E-03	63E-03	.50E-03
41	8	2	0	0	0	0	0	0	0	0	0	0	0	0		.17E-02	.30E-03	.30E-03	.43E-03	46E-03	.33E-03
38	12	1	0	0	0	0	0	0	0	0	0	0	0	0		.17E-02	.31E-03	.31E-03	.43E-03	48E-03	.36E-03
45	11	3	0	2	0	0	0	0	0	0	0	0	0	0		.49E-02	.54E-03	.54E-03	.72E-03	79E-03	63E-03
37	12	5	1	0	0	0	0	0	0	0	0	0	0	0		.35E-02	.48E-03	.47E-03	.63E-03	71E-03	59E-03
50	7	4	0	0	0	0	0	0	0	0	0	0	0	0		.23E-02	.37E-03	38E-03	.54E-03	57E-03	41E-03
30	16	3	2	0	0	0	0	0	0	0	0	0	0	0		.39E-02	.50E-03	.48E-03	.62E-03	74E-03	.64E-03

26 DAY 6 MONTH 79 6:10:40 PROBE RANGE 100 FRAME NUMBER 122

MEAN CHANNEL DIAMETER IN MICROMETERS																GM PER CUBIC METER	WAVELENGTH IN MICROMETERS EXTINCTION IN RECIPROCAL METERS				
4.0	8.0	12.0	16.0	20.0	24.0	28.0	32.0	36.0	40.0	44.0	48.0	52.0	56.0	60.0			.550	1.06	3.80	9.35	10.6
37	8	5	1	0	0	0	0	0	0	0	0	0	0	0		.32E-02	.42E-03	.42E-03	.57E-03	63E-03	51E-03
35	8	0	0	1	0	0	0	0	0	0	0	0	0	0		.24E-02	.30E-03	.30E-03	.41E-03	45E-03	37E-03
30	7	1	1	2	0	0	0	0	0	0	0	0	0	0		.45E-02	.43E-03	.43E-03	.55E-03	62E-03	50E-03
26	11	4	0	0	0	0	0	0	0	0	0	0	0	0		.27E-02	35E-03	.34E-03	.47E-03	52E-03	44E-03
29	9	3	2	1	0	0	0	0	0	0	0	0	0	0		.46E-02	48E-03	47E-03	.61E-03	70E-03	59E-03
46	5	3	2	0	1	0	0	0	0	0	0	0	0	0		.54E-02	.52E-03	.52E-03	.66E-03	75E-03	61E-03
41	12	3	1	1	0	0	0	0	0	0	0	0	0	0		.43E-02	.51E-03	.50E-03	.67E-03	75E-03	61E-03
31	8	8	1	0	0	0	0	0	0	0	0	0	0	0		.39E-02	.49E-03	.48E-03	.66E-03	72E-03	57E-03
30	6	2	1	1	0	0	0	0	0	0	0	0	0	0		.34E-02	37E-03	.36E-03	.48E-03	54E-03	41E-03
34	10	3	1	0	0	0	0	0	0	0	0	0	0	0		.27E-02	.38E-03	.38E-03	.51E-03	57E-03	41E-03

26 DAY 6 MONTH 79 6:10:50 PROBE RANGE 100 FRAME NUMBER 123

MEAN CHANNEL DIAMETER IN MICROMETERS																GM PER CUBIC METER	WAVELENGTH IN MICRONS EXTINCTION IN RECIPROCAL METERS				
4.0	8.0	12.0	16.0	20.0	24.0	28.0	32.0	36.0	40.0	44.0	48.0	52.0	56.0	60.0			.550	1.06	3.80	9.35	10.6
36	12	4	0	0	0	0	0	0	0	0	0	0	0	0		.25E-02	39E-03	39E-03	54E-03	59E-03	44E-03
25	5	4	0	0	0	0	0	0	0	0	0	0	0	0		.18E-02	26E-03	26E-03	.37E-03	40E-03	31E-03
23	6	0	0	3	0	0	0	0	0	0	0	0	0	0		.47E-02	39E-03	39E-03	.50E-03	54E-03	43E-03
30	5	0	1	0	0	1	0	0	0	0	0	0	0	0		.50E-02	.37E-03	.37E-03	48E-03	52E-03	41E-03
17	8	1	1	0	0	0	0	0	0	0	0	0	0	0		18E-02	24E-03	.23E-03	.30E-03	36E-03	31E-03
21	7	4	1	2	0	0	0	0	0	0	0	0	0	0		53E-02	49E-03	48E-03	62E-03	70E-03	61E-03
23	0	1	1	0	0	0	0	0	0	0	0	0	0	0		.12E-02	.16E-03	16E-03	22E-03	23E-03	15E-03
18	6	0	0	1	0	0	0	0	0	0	0	0	0	0		.20E-02	22E-03	22E-03	.28E-03	32E-03	17E-03
20	3	1	2	0	0	0	0	0	0	0	0	0	0	0		.21E-02	24E-03	23E-03	.30E-03	35E-03	27E-03
16	5	1	1	0	0	0	0	0	0	0	0	0	0	0		.15E-02	.20E-03	19E-03	.25E-03	29E-03	24E-03

26 DAY 6 MONTH 79 6:11: 0 PROBE RANGE 100 FRAME NUMBER 124

MEAN CHANNEL DIAMETER IN MICROMETERS																GM PER CUBIC	WAVELENGTH IN MICRONS				
4.0	8.0	12.0	16.0	20.0	24.0	28.0	32.0	36.0	40.0	44.0	48.0	52.0	56.0	60.0		METER	.550	1.06	3.80	9.35	10.6
																	EXTINCTION IN RECIPROCAL METERS				
16	4	1	0	0	0	0	0	0	0	0	0	0	0	0		.79E-03	13E-03	.13E-03	.19E-03	21E-03	15E-03
19	4	1	0	0	0	0	0	0	0	0	0	0	0	0		.82E-03	14E-03	.14E-03	.20E-03	22E-03	16E-03
10	7	1	1	0	0	0	0	0	0	0	0	0	0	0		.17E-02	.21E-03	.20E-03	.25E-03	30E-03	27E-03
17	1	0	0	0	0	0	0	0	0	0	0	0	0	0		.26E-03	.70E-04	.73E-04	.11E-03	11E-03	.5xE-04
11	5	1	0	0	0	0	0	0	0	0	0	0	0	0		.82E-03	.13E-03	.13E-03	.17E-03	20E-03	16E-03
9	2	0	0	0	0	0	0	0	0	0	0	0	0	0		.26E-03	56E-04	56E-04	.80E-04	97E-04	58E-04
15	3	0	0	1	0	0	0	0	0	0	0	0	0	0		.17E-02	.17E-03	.17E-03	.22E-03	24E-03	18E-03
7	1	2	0	0	0	0	0	0	0	0	0	0	0	0		.73E-03	.94E-04	.94E-04	.13E-03	14E-03	.1xE-03
10	1	2	0	0	0	0	0	0	0	0	0	0	0	0		.76E-03	.10E-03	.10E-03	.15E-03	16E-03	.3?E-03
4	3	1	0	0	0	0	0	0	0	0	0	0	0	0		.58E-03	.82E-04	.79E-04	.11E-03	12E-03	11E-03

26 DAY 6 MONTH 79 6:11:10 PROBE RANGE 100 FRAME NUMBER 125

MEAN CHANNEL DIAMETER IN MICROMETERS																GM PER CUBIC	WAVELENGTH IN MICROMETERS				
4.0	8.0	12.0	16.0	20.0	24.0	28.0	32.0	36.0	40.0	44.0	48.0	52.0	56.0	60.0		METER	.550	1.06	3.80	9.35	10.6
																	EXTINCTION IN RECIPROCAL METERS				
10	4	1	0	0	0	0	0	0	0	0	0	0	0	0		.73E-03	.11E-03	.11E-03	.15E-03	17E-03	14E-03
7	3	1	1	0	0	0	0	0	0	0	0	0	0	0		.13E-02	.14E-03	.14E-03	.17E-03	21E-03	18E-03
11	2	1	0	0	0	0	0	0	0	0	0	0	0	0		.57E-03	.92E-04	.92E-04	.13E-03	14E-03	10E-03
6	1	0	0	0	0	0	0	0	0	0	0	0	0	0		.15E-03	.33E-04	.33E-04	.48E-04	51E-04	32E-04
3	0	0	0	0	0	0	0	0	0	0	0	0	0	0		.32E-04	.10E-04	.11E-04	.17E-04	16E-04	60E-05
10	3	2	1	0	0	0	0	0	0	0	0	0	0	0		.16E-02	.18E-03	.18E-03	.23E-03	27E-03	.2?E-03
2	1	0	1	0	0	0	0	0	0	0	0	0	0	0		.78E-03	.71E-04	.68E-04	.76E-04	10E-03	88E-04
2	1	0	1	0	0	0	0	0	0	0	0	0	0	0		.78E-03	.71E-04	68E-04	.76E-04	10E-03	.88E-04
3	0	0	0	0	0	0	0	0	0	0	0	0	0	0		.32E-04	.10E-04	.11E-04	.17E-04	16E-04	60E-05
6	2	0	0	0	0	0	0	0	0	0	0	0	0	0		.23E-03	.46E-04	.46E-04	.63E-04	71E-04	51E-04

26 DAY 6 MONTH 79 6:11:20 PROBE RANGE 100 FRAME NUMBER 126

MEAN CHANNEL DIAMETER IN MICROMETERS																GM PER CUBIC	WAVELENGTH IN MICRONMETERS				
4.0	8.0	12.0	16.0	20.0	24.0	28.0	32.0	36.0	40.0	44.0	48.0	52.0	56.0	60.0		METER	.550	1.06	3.80	9.35	10.6
																	EXTINCTION IN RECIPROCAL METERS				
3	1	0	0	0	0	0	0	0	0	0	0	0	0	0		.12E-03	.23E-04	.23E-04	.32E-04	36E-04	.26E-04
7	2	0	0	0	0	0	0	0	0	0	0	0	0	0		.24E-03	.50E-04	.49E-04	.69E-04	77E-04	.51E-04
2	0	0	0	0	0	0	0	0	0	0	0	0	0	0		.21E-04	.67E-05	.71E-05	.11E-04	11E-04	.4xE-05
9	1	0	0	0	0	0	0	0	0	0	0	0	0	0		.18E-03	.43E-04	.44E-04	.65E-04	47E-04	38E-04
8	0	0	0	0	0	0	0	0	0	0	0	0	0	0		.84E-04	27E-04	28E-04	.45E-04	12E-04	.1?E-04
9	1	0	0	0	0	0	0	0	0	0	0	0	0	0		.18E-03	.43E-04	.44E-04	.65E-04	67E-04	38E-04
6	3	0	0	0	0	0	0	0	0	0	0	0	0	0		.32E-03	.59E-04	.58E-04	.78E-04	91E-04	72E-04
12	0	0	0	0	0	0	0	0	1	0	0	0	0	0		.11E-01	.35E-03	.37E-03	.37E-03	14E-03	.3xE-03
9	0	0	0	0	0	0	0	0	0	0	0	0	0	0		.95E-04	.30E-04	.32E-04	.50E-04	48E-04	19E-04
4	2	0	0	0	0	0	0	0	0	0	0	0	0	0		.21E-03	.49E-04	.38E-04	.52E-04	61E-04	46E-04

26 DAY 6 MONTH 79 6:11:30 PROBE RANGE 100 FRAME NUMBER 127

MEAN CHANNEL DIAMETER IN MICROMETERS																GM PER CUBIC	WAVELENGTH IN MICROMETERS				
4.0	8.0	12.0	16.0	20.0	24.0	28.0	32.0	36.0	40.0	44.0	48.0	52.0	56.0	60.0		METER	.550	1.06	3.80	9.35	10.6
																	EXTINCTION IN RECIPROCAL METERS				
4	0	0	1	0	0	0	0	0	0	0	0	0	0	0		.72E-03	65E-04	63E-04	.72E-04	91E-04	71E-04
4	2	0	0	0	0	0	0	0	0	0	0	0	0	0		.21E-03	49E-04	38E-04	.52E-04	61E-04	46E-04
9	1	0	0	0	0	0	0	0	0	0	0	0	0	0		.13E-03	43E-04	.44E-04	.65E-04	47E-04	38E-04
2	0	0	0	0	0	0	0	0	0	0	0	0	0	0		.21E-04	.67E-05	.71E-05	.11E-04	11E-04	4x.-05
3	1	0	0	0	0	0	0	0	0	0	0	0	0	0		.12E-03	.23E-04	.23E-04	.32E-04	36E-04	.26E-04
7	1	0	0	0	0	0	0	0	0	0	0	0	0	0		.16E-03	.37E-04	.37E-04	.54E-04	57E-04	34E-04
5	1	0	0	0	0	0	0	0	0	0	0	0	0	0		.14E-03	.30E-04	.30E-04	.43E-04	46E-04	30E-04
7	2	0	0	0	0	0	0	0	0	0	0	0	0	0		.24E-03	50E-04	49E-04	.69E-04	77E-04	.54E-04
3	3	1	1	0	0	0	0	0	0	0	0	0	0	0		.12E-02	13E-03	.12E-03	.15E-03	19E-03	17E-03
2	2	1	0	0	0	0	0	0	0	0	0	0	0	0		.47E-03	.62E-04	.60E-04	80E-04	92E-04	.84E-04

26 DAY 6 MONTH 79 6:11:40 PROBE RANGE 100 FRAME NUMBER 128

MEAN CHANNEL DIAMETER IN MICROMETERS																GM PER CUBIC METER	WAVELENGTH IN MICRONS .55	1.06	3.80	9.35	10.6
4.0	8.0	12.0	16.0	20.0	24.0	28.0	32.0	36.0	40.0	44.0	48.0	52.0	56.0	60.0		EXTINCTION IN RECIPROCAL METERS					
7	1	0	0	0	0	0	0	0	0	0	0	0	0	0		.16E-03	.37E-04	.37E-04	.54E-04	.97E-04	.34E-04
1	5	0	0	0	0	0	0	0	0	0	0	0	0	0		.43E-03	.69E-04	.64E-04	.80E-04	.10E-03	.11E-03
4	0	0	0	0	0	0	0	0	0	0	0	0	0	0		.42E-04	.13E-04	.14E-04	.22E-04	.21E-04	.91E-05
5	2	1	0	0	0	0	0	0	0	0	0	0	0	0		.51E-03	.72E-04	.70E-04	.97E-04	.11E-03	.92E-04
5	1	0	0	0	0	0	0	0	0	0	0	0	0	0		.14E-03	.30E-04	.30E-04	.43E-04	.46E-04	.36E-04
7	2	0	0	0	0	0	0	0	0	0	0	0	0	0		.24E-03	.50E-04	.49E-04	.69E-04	.77E-04	.54E-04
1	2	1	0	0	0	0	0	0	0	0	0	0	0	0		.46E-03	.58E-04	.56E-04	.74E-04	.86E-04	.84E-04
3	2	0	0	0	0	0	0	0	0	0	0	0	0	0		.20E-03	.36E-04	.35E-04	.46E-04	.55E-04	.46E-04
3	3	0	0	0	0	0	0	0	0	0	0	0	0	0		.28E-03	.49E-04	.47E-04	.61E-04	.73E-04	.66E-04
5	0	0	0	0	0	0	0	0	0	0	0	0	0	0		.53E-04	.17E-04	.18E-04	.28E-04	.26E-04	.11E-04

26 DAY 6 MONTH 79 6:11:50 PROBE RANGE 100 FRAME NUMBER 129

MEAN CHANNEL DIAMETER IN MICROMETERS																GM PER CUBIC METER	WAVELENGTH IN MICROMETERS .550	1.06	3.80	9.35	10.6
4.0	8.0	12.0	16.0	20.0	24.0	28.0	32.0	36.0	40.0	44.0	48.0	52.0	56.0	60.0		EXTINCTION IN RECIPROCAL METERS					
3	1	0	0	0	0	0	0	0	0	0	0	0	0	0		.12E-03	.23E-04	.23E-04	.32E-04	.39E-04	.26E-04
4	1	0	0	0	0	0	0	0	0	0	0	0	0	0		.13E-03	.26E-04	.26E-04	.37E-04	.41E-04	.29E-04
1	2	1	0	0	0	0	0	0	0	0	0	0	0	0		.46E-03	.58E-04	.56E-04	.74E-04	.86E-04	.84E-04
4	0	101	101	101	101	101	101	101	101	101	101	101	101	101							
1242	1022	688	302	135	77	34	27	12	9	8	4	1	5	0		.17E+01	.97E-01	.96E-01	.11E+00	.13E+00	.12E+00
1644	1521	1096	532	268	150	72	29	17	7	5	2	2	0	1		.23E+01	.15E+00	.15E+00	.18E+00	.21E+00	.19E+00
1264	1469	1198	674	291	131	44	19	14	4	0	2	2	0	1		.21E+01	.15E+00	.15E+00	.17E+00	.21E+00	.19E+00
1325	1430	1405	889	372	193	76	32	14	3	1	2	0	1	1		.28E+01	.19E+00	.18E+00	.21E+00	.26E+00	.24E+00
1236	1481	1357	846	411	154	60	21	7	2	3	0	1	1	0		.25E+01	.17E+00	.17E+00	.20E+00	.24E+00	.23E+00
1532	1719	1384	739	305	97	41	14	7	1	3	1	0	0	0		.20E+01	.15E+00	.15E+00	.18E+00	.21E+00	.20E+00

25 DAY 6 MONTH 79 6:12: 0 PROBE RANGE 100 FRAME NUMBER 130

MEAN CHANNEL DIAMETER IN MICROMETERS																GM PER CUBIC METER	WAVELENGTH IN MICROMETERS .550	1.06	3.80	9.35	10.6
4.0	8.0	12.0	16.0	20.0	24.0	28.0	32.0	36.0	40.0	44.0	48.0	52.0	56.0	60.0		EXTINCTION IN RECIPROCAL METERS					
1633	1564	1165	577	229	88	23	7	3	1	0	0	0	0	0		.15E+01	.12E+00	.12E+00	.15E+00	.17E+00	.16E+00
1837	1573	1031	417	154	32	10	6	1	1	0	0	0	0	0		.11E+01	.97E-01	.94E-01	.12E+00	.14E+00	.13E+00
1763	1552	977	426	107	32	8	4	3	3	2	0	0	0	0		.11E+01	.93E-01	.90E-01	.11E+00	.13E+00	.12E+00
1737	1488	909	383	114	51	12	7	2	1	1	0	1	0	0		.11E+01	.91E-01	.89E-01	.11E+00	.13E+00	.12E+00
1709	1433	857	335	129	28	11	7	0	3	0	1	0	0	0		.97E+00	.84E-01	.82E-01	.10E+00	.12E+00	.11E+00
1778	1608	931	374	120	38	13	4	3	0	0	0	0	1	0		.10E+01	.91E-01	.89E-01	.11E+00	.13E+00	.12E+00
1971	1255	617	203	63	21	5	1	1	0	0	0	0	0	0		.60E+00	.60E-01	.58E-01	.74E-01	.86E-01	.79E-01
1877	1567	932	372	108	27	8	4	3	0	0	0	0	0	0		.94E+00	.87E-01	.85E-01	.11E+00	.12E+00	.11E+00
1926	1591	1019	369	115	45	12	7	2	0	0	0	0	0	0		.10E+01	.94E-01	.91E-01	.11E+00	.13E+00	.12E+00
2087	1596	726	263	72	14	6	1	0	0	0	0	0	0	0		.69E+00	.71E-01	.69E-01	.87E-01	.10E+00	.97E-01

26 DAY 6 MONTH 79 6:12:10 PROBE RANGE 100 FRAME NUMBER 131

MEAN CHANNEL DIAMETER IN MICROMETERS																GM PER CUBIC METER	WAVELENGTH IN MICROMETERS .550	1.06	3.80	9.35	10.6
4.0	8.0	12.0	16.0	20.0	24.0	28.0	32.0	36.0	40.0	44.0	48.0	52.0	56.0	60.0		EXTINCTION IN RECIPROCAL METERS					
1966	1537	885	381	136	38	12	6	0	0	1	1	0	0	0		.10E+01	.91E-01	.90E-01	.11E+00	.13E+00	.12E+00
2145	1743	955	357	96	35	12	2	2	2	1	0	0	0	1		.10E+01	.92E-01	.89E-01	.11E+00	.13E+00	.12E+00
2437	1513	752	280	76	27	9	2	1	0	0	1	0	0	0		.78E+00	.74E-01	.73E-01	.90E-01	.11E+00	.99E-01
2009	1591	778	272	77	24	13	4	1	0	0	1	0	0	0		.80E+00	.75E-01	.73E-01	.92E-01	.11E+00	.99E-01
1921	1436	771	248	79	30	15	1	0	1	0	0	1	0	0		.79E+00	.73E-01	.71E-01	.89E-01	.10E+00	.97E-01
1851	1402	692	308	91	23	10	2	0	1	0	1	0	0	0		.79E+00	.73E-01	.71E-01	.88E-01	.10E+00	.96E-01
1833	1262	593	162	73	20	8	3	2	0	0	0	0	0	0		.60E+00	.58E-01	.57E-01	.72E-01	.84E-01	.77E-01
1743	1250	541	161	43	14	3	2	2	2	0	0	0	0	0		.53E+00	.53E-01	.52E-01	.65E-01	.77E-01	.70E-01
1863	1225	568	193	51	14	8	1	3	0	0	0	0	0	0		.57E+00	.56E-01	.55E-01	.69E-01	.81E-01	.74E-01
1778	1193	603	205	70	24	8	2	2	0	0	0	0	1	0		.66E+00	.60E-01	.59E-01	.74E-01	.87E-01	.79E-01

26 DAY 6 MONTH 79 6:12:20 PROBE RANGE 100 FRAME NUMBER 132

MEAN CHANNEL DIAMETER IN MICROMETERS															GM PER CUBIC	WAVELENGTH IN MICROMETERS				
4.0	8.0	12.0	16.0	20.0	24.0	28.0	32.0	36.0	40.0	44.0	48.0	52.0	56.0	60.0	METER	.550	1.06	3.80	9.35	10.6
																EXTINCTION IN RECIPROCAL METERS				
1590	968	409	152	41	12	5	0	1	0	0	0	0	0	0	.42E+00	.43E-01	.42E-01	.53E-01	.63E-01	.56E-01
1542	931	362	119	51	23	7	0	0	0	0	0	0	0	0	.42E+00	.42E-01	.41E-01	.51E-01	.60E-01	.54E-01
1401	847	408	139	36	17	10	2	0	0	0	0	0	0	0	.43E+00	.41E-01	.40E-01	.51E-01	.60E-01	.54E-01
1515	856	346	112	33	14	0	2	1	1	1	0	0	0	0	.38E+00	.38E-01	.37E-01	.46E-01	.54E-01	.49E-01
1431	690	211	84	33	11	2	1	1	0	0	0	0	0	0	.28E+00	.29E-01	.28E-01	.36E-01	.42E-01	.37E-01
1417	743	244	77	22	12	3	1	0	0	0	0	0	0	0	.27E+00	.29E-01	.29E-01	.37E-01	.43E-01	.38E-01
1404	698	296	86	32	2	8	3	1	0	0	0	0	0	0	.31E+00	.32E-01	.31E-01	.40E-01	.46E-01	.41E-01
1375	709	252	64	23	8	3	0	1	1	0	0	0	0	0	.27E+00	.28E-01	.28E-01	.36E-01	.41E-01	.36E-01
1141	512	169	54	13	8	0	1	0	0	0	0	0	0	0	.18E+00	.20E-01	.20E-01	.26E-01	.30E-01	.26E-01
1128	485	149	45	22	4	3	1	2	1	0	0	0	0	0	.21E+00	.20E-01	.20E-01	.26E-01	.30E-01	.26E-01

26 DAY 6 MONTH 79 6:12:30 PROBE RANGE 100 FRAME NUMBER 133

MEAN CHANNEL DIAMETER IN MICROMETERS															GM PER CUBIC	WAVELENGTH IN MICROMETERS				
4.0	8.0	12.0	16.0	20.0	24.0	28.0	32.0	36.0	40.0	44.0	48.0	52.0	56.0	60.0	METER	.550	1.06	3.80	9.35	10.6
																EXTINCTION IN RECIPROCAL METERS				
1047	469	167	50	15	4	4	1	0	1	0	0	0	0	0	.19E+00	.20E-01	.19E-01	.25E-01	.29E-01	.25E-01
1009	463	132	48	17	5	0	0	0	0	0	0	0	0	0	.15E+00	.18E-01	.17E-01	.22E-01	.26E-01	.22E-01
946	435	141	33	20	6	1	1	1	0	0	0	0	0	0	.17E+00	.17E-01	.17E-01	.22E-01	.26E-01	.22E-01
728	282	80	29	10	5	0	0	0	0	0	0	0	0	0	.98E-01	.11E-01	.11E-01	.14E-01	.17E-01	.14E-01
562	179	55	10	4	1	0	1	0	0	0	0	0	0	0	.56E-01	.70E-02	.69E-02	.91E-02	.10E-01	.84E-02
506	173	46	11	4	0	1	1	0	0	1	0	0	0	0	.69E-01	.69E-02	.68E-02	.89E-02	.10E-01	.84E-02
446	125	52	16	4	2	0	1	1	1	0	0	0	0	0	.74E-01	.68E-02	.67E-02	.86E-02	.98E-02	.82E-02
345	124	42	10	3	3	0	0	0	0	0	0	0	0	0	.44E-01	.51E-02	.50E-02	.65E-02	.75E-02	.63E-02
318	110	43	15	3	2	0	0	0	0	0	0	0	0	0	.43E-01	.50E-02	.49E-02	.64E-02	.73E-02	.62E-02
443	165	54	13	4	2	1	0	0	0	0	0	0	0	0	.56E-01	.66E-02	.64E-02	.85E-02	.97E-02	.82E-02

26 DAY 6 MONTH 79 6:12:40 PROBE RANGE 100 FRAME NUMBER 134

MEAN CHANNEL DIAMETER IN MICROMETERS															GM PER CUBIC	WAVELENGTH IN MICROMETERS				
4.0	8.0	12.0	16.0	20.0	24.0	28.0	32.0	36.0	40.0	44.0	48.0	52.0	56.0	60.0	METER	.550	1.06	3.80	9.35	10.6
																EXTINCTION IN RECIPROCAL METERS				
362	142	42	14	6	0	2	0	0	0	0	0	0	0	0	.52E-01	.58E-02	.57E-02	.74E-02	.85E-02	.72E-02
482	149	49	13	4	4	0	0	0	0	0	0	0	0	0	.55E-01	.64E-02	.63E-02	.83E-02	.95E-02	.78E-02
338	110	36	8	3	2	0	0	0	1	0	0	0	0	0	.47E-01	.48E-02	.47E-02	.61E-02	.70E-02	.58E-02
370	141	33	12	2	0	0	0	0	0	0	1	0	0	0	.54E-01	.53E-02	.52E-02	.67E-02	.77E-02	.64E-02
405	135	32	9	3	2	0	0	0	0	0	0	0	0	0	.39E-01	.50E-02	.49E-02	.65E-02	.74E-02	.60E-02
316	99	35	9	2	1	1	0	0	0	1	0	0	0	0	.50E-01	.46E-02	.46E-02	.60E-02	.67E-02	.56E-02
271	78	17	2	3	0	0	1	0	0	0	0	0	0	0	.25E-01	.30E-02	.29E-02	.39E-02	.44E-02	.35E-02
258	57	14	4	0	0	1	0	0	0	0	0	0	0	0	.18E-01	.24E-02	.24E-02	.32E-02	.35E-02	.27E-02
244	85	25	10	1	0	1	0	0	0	0	0	0	0	0	.28E-01	.34E-02	.33E-02	.44E-02	.50E-02	.42E-02
205	69	24	4	2	0	1	0	1	0	0	0	0	0	0	.31E-01	.31E-02	.30E-02	.40E-02	.44E-02	.37E-02

26 DAY 6 MONTH 79 6:12:50 PROBE RANGE 100 FRAME NUMBER 135

MEAN CHANNEL DIAMETER IN MICROMETERS															GM PER CUBIC	WAVELENGTH IN MICROMETERS				
4.0	8.0	12.0	16.0	20.0	24.0	28.0	32.0	36.0	40.0	44.0	48.0	52.0	56.0	60.0	METER	.550	1.06	3.80	9.35	10.6
																EXTINCTION IN RECIPROCAL METERS				
241	120	32	10	3	1	0	0	0	0	0	0	0	0	0	.35E-01	.42E-02	.41E-02	.53E-02	.61E-02	.53E-02
354	164	42	15	6	1	0	0	1	0	0	0	0	0	0	.57E-01	.62E-02	.60E-02	.78E-02	.90E-02	.77E-02
259	93	41	12	1	2	0	0	1	0	0	0	0	0	0	.44E-01	.44E-02	.44E-02	.56E-02	.65E-02	.56E-02
272	72	20	9	1	1	0	0	0	0	0	0	0	0	0	.24E-01	.31E-02	.30E-02	.40E-02	.46E-02	.36E-02
171	66	15	2	2	0	1	0	0	0	0	0	0	0	0	.19E-01	.23E-02	.22E-02	.30E-02	.34E-02	.29E-02
168	48	14	4	0	1	0	0	0	0	0	0	0	0	0	.15E-01	.19E-02	.19E-02	.25E-02	.28E-02	.23E-02
147	43	8	4	1	0	0	0	0	0	0	0	0	0	0	.11E-01	.16E-02	.15E-02	.21E-02	.23E-02	.19E-02
116	39	15	5	0	0	1	0	0	0	0	0	0	0	0	.16E-01	.17E-02	.17E-02	.22E-02	.26E-02	.22E-02
95	33	11	0	2	0	0	0	0	0	0	0	0	0	0	.95E-02	.12E-02	.12E-02	.16E-02	.18E-02	.15E-02
113	38	13	1	0	0	0	0	0	0	0	0	0	0	0	.88E-02	.13E-02	.13E-02	.18E-02	.20E-02	.16E-02

26 DAY 6 MONTH 79 6:13: 0 PROBE RANGE 100 FRAME NUMBER 136

MEAN CHANNEL DIAMETER IN MICROMETERS															GM PER CUBIC	WAVELENGTH IN MICROMETERS				
4 0	8.0	12 0	16.0	20.0	24.0	28.0	32.0	36 0	40 0	44.0	48 0	52 0	56 0	60.0	METER	.550	1.06	3.80	9.35	10.6
																EXTINCTION IN RECIPROCAL METERS				
122	34	7	4	0	0	0	0	0	0	0	0	0	0	0	.88E-02	.13E-02	.12E-02	.17E-02	.19E-02	.15E-02
95	27	8	4	2	0	0	0	0	0	0	0	0	0	0	.11E-01	.13E-02	.12E-02	.16E-02	.19E-02	.15E-02
100	23	9	2	0	0	0	0	0	0	0	0	0	0	0	.69E-02	.10E-02	.99E-03	.14E-02	.15E-02	.12E-02
88	22	5	4	2	0	0	0	0	0	0	0	0	0	0	.95E-02	.11E-02	.11E-02	.14E-02	.16E-02	.13E-02
114	26	6	2	0	0	0	0	0	0	0	0	0	0	0	.64E-02	.10E-02	.99E-03	.14E-02	.15E-02	.11E-02
92	25	9	4	1	1	0	0	0	0	0	0	0	0	0	.12E-01	.13E-02	.13E-02	.16E-02	.19E-02	.14E-02
145	56	24	3	1	2	1	0	0	0	0	0	0	0	0	.25E-01	.25E-02	.25E-02	.32E-02	.37E-02	.32E-02
145	66	21	7	1	1	0	0	0	0	0	0	0	0	0	.21E-01	.25E-02	.24E-02	.32E-02	.37E-02	.32E-02
256	93	23	11	4	1	0	0	0	0	0	0	0	0	0	.32E-01	.37E-02	.37E-02	.48E-02	.55E-02	.46E-02
238	104	30	9	2	2	1	1	0	0	1	0	0	0	0	.56E-01	.46E-02	.45E-02	.57E-02	.66E-02	.57E-02

26 DAY 6 MONTH 79 6:13:10 PROBE RANGE 100 FRAME NUMBER 137

MEAN CHANNEL DIAMETER IN MICROMETERS															GM PER CUBIC	WAVELENGTH IN MICROMETERS				
4.0	8.0	12.0	16.0	20.0	24.0	28.0	32.0	36.0	40.0	44.0	48 0	52 0	56 0	60.0	METER	.550	1.06	3.80	9.35	10.6
																EXTINCTION IN RECIPROCAL METERS				
152	63	18	8	1	0	0	0	0	0	0	0	0	0	0	.19E-01	.23E-02	.23E-02	.30E-02	.35E-02	.29E-02
155	57	16	4	1	0	0	0	0	0	0	0	0	0	0	.15E-01	.20E-02	.20E-02	.26E-02	.30E-02	.25E-02
112	42	10	4	2	0	0	0	0	0	0	0	0	0	0	.13E-01	.16E-02	.15E-02	.20E-02	.23E-02	.19E-02
151	58	17	4	3	1	0	0	0	0	0	0	0	0	0	.20E-01	.23E-02	.23E-02	.30E-02	.34E-02	.29E-02
104	48	14	5	1	1	0	0	0	0	0	0	0	0	0	.16E-01	.1.E-02	.18E-02	.23E-02	.27E-02	.23E-02
94	35	15	5	1	0	0	0	0	0	0	0	0	0	0	.13E-01	.15E-02	.15E-02	.20E-02	.23E-02	.19E-02
90	25	5	1	0	0	0	0	0	0	0	0	0	0	0	.51E-02	.82E-03	.81E-03	.11E-02	.12E-02	.96E-03
120	36	10	7	0	0	0	0	0	0	0	0	0	0	0	.12E-01	.15E-02	.15E-02	.19E-02	.23E-02	.18E-02
205	60	12	4	2	0	0	0	0	0	0	0	0	0	0	.16E-01	.22E-02	.21E-02	.29E-02	.33E-02	.26E-02
211	64	19	8	4	1	1	1	0	0	0	0	0	0	0	.35E-01	.33E-02	.33E-02	.41E-02	.47E-02	.40E-02

26 DAY 6 MONTH 79 6:13:20 PROBE RANGE 100 FRAME NUMBER 138

MEAN CHANNEL DIAMETER IN MICROMETERS															GM PER CUBIC	WAVELENGTH IN MICROMETERS				
4.0	8.0	12.0	16.0	20.0	24.0	28.0	32.0	36.0	40.0	44.0	48.0	52.0	56.0	60.0	METER	.550	1.06	3.80	9.35	10.6
																EXTINCTION IN RECIPROCAL METERS				
227	84	29	17	6	2	1	0	0	0	0	0	0	0	0	.45E-01	.44E-02	.43E-02	.55E-02	.64E-02	.55E-02
168	50	9	3	3	1	0	0	0	0	0	0	0	0	0	.17E-01	.20E-02	.20E-02	.26E-02	.29E-02	.23E-02
149	59	14	4	1	0	0	0	0	0	0	0	0	0	0	.15E-01	.20E-02	.19E-02	.25E-02	.29E-02	.24E-02
148	46	14	6	0	1	0	0	1	0	0	0	0	0	0	.23E-01	.22E-02	.22E-02	.28E-02	.32E-02	.26E-02
99	24	12	1	3	0	0	1	0	0	0	0	0	0	0	.16E-01	.15E-02	.15E-02	.19E-02	.21E-02	.18E-02
79	41	7	3	1	0	0	0	0	0	0	0	0	0	0	.96E-02	.12E-02	.12E-02	.16E-02	.18E-02	.16E-02
67	26	7	4	1	0	0	0	0	0	0	0	0	0	0	.89E-02	.11E-02	.10E-02	.13E-02	.15E-02	.13E-02
70	27	0	2	0	1	0	0	0	0	0	0	0	0	0	.66E-02	.80E-03	.79E-03	.10E-02	.12E-02	.95E-03
62	31	3	0	0	0	0	0	0	0	0	0	0	0	0	.41E-02	.70E-03	.68E-03	.92E-03	.11E-02	.87E-03
79	17	9	3	0	0	0	0	0	0	0	0	0	0	0	.68E-02	.90E-03	.89E-03	.12E-02	.13E-02	.11E-02

26 DAY 6 MONTH 79 6:13:30 PROBE RANGE 100 FRAME NUMBER 139

MEAN CHANNEL DIAMETER IN MICROMETERS															GM PER CUBIC	WAVELENGTH IN MICROMETERS				
4 0	8.0	12.0	16 0	20.0	24.0	28.0	32.0	36.0	40.0	44.0	48 0	52.0	56.0	60.0	METER	.550	1.06	3.80	9.35	10.6
																EXTINCTION IN RECIPROCAL METERS				
70	13	3	1	1	0	0	0	0	0	0	0	0	0	0	.47E-02	.62E-03	.62E-03	.85E-03	.93E-03	.69E-03
47	13	3	1	0	0	0	0	0	0	0	0	0	0	0	.37E-02	.52E-03	.52E-03	.70E-03	.78E-03	.63E-03
52	11	1	0	0	0	0	0	0	0	0	0	0	0	0	.18E-02	.35E-03	.35E-03	.49E-03	.53E-03	.37E-03
40	16	2	0	1	0	0	0	0	0	0	0	0	0	0	.37E-02	.48E-03	.47E-03	.63E-03	.72E-03	.58E-03
43	6	3	2	0	0	0	0	0	0	0	0	0	0	0	.32E-02	.41E-03	.41E-03	.55E-03	.61E-03	.46E-03
50	13	3	1	0	0	0	0	0	0	0	0	0	0	0	.31E-02	.48E-03	.47E-03	.64E-03	.72E-03	.55E-03
37	9	4	1	1	0	0	0	0	0	0	0	0	0	0	.43E-02	.49E-03	.48E-03	.64E-03	.72E-03	.58E-03
20	2	2	0	0	0	0	0	0	0	0	0	0	0	0	.95E-03	.15E-03	.15E-03	.22E-03	.23E-03	.17E-03
31	4	2	0	0	0	0	0	0	0	0	0	0	0	0	.12E-02	.21E-03	.22E-03	.31E-03	.33E-03	.23E-03
12	5	1	0	0	0	0	0	0	0	0	0	0	0	0	.83E-03	.13E-03	.13E-03	.18E-03	.20E-03	.17E-03

26 DAY 6 MONTH 79 6:13:40 PROBE RANGE 100 FRAME NUMBER 140

MEAN CHANNEL DIAMETER IN MICROMETERS															GM PER CUBIC METER	WAVELENGTH IN MICROMETERS .550	1.06	3.80	9.35	10.6
4.0	8.0	12.0	16.0	20.0	24.0	28.0	32.0	36.0	40.0	44.0	48.0	52.0	56.0	60.0		EXTINCTION IN RECIPROCAL METERS				
37	9	2	1	0	0	0	0	0	0	0	0	0	0	0	.24E-02	.35E-03	.47E-03	.53E-03	.40E-03	
42	8	0	0	0	0	0	0	0	0	0	0	0	0	0	.11E-02	.25E-03	.25E-03	.35E-03	.33E-03	.24E-03
29	13	1	0	1	0	0	0	0	0	0	0	0	0	0	.30E-02	.39E-03	.37E-03	.43E-03	.50E-03	.46E-03
38	8	3	1	0	0	0	0	0	0	0	0	0	0	0	.26E-02	.37E-03	.37E-03	.50E-03	.55E-03	.43E-03
37	5	2	0	0	0	0	0	0	0	0	0	0	0	0	.14E-02	.25E-03	.25E-03	.36E-03	.38E-03	.26E-03
16	4	1	0	0	0	0	0	0	0	0	0	0	0	0	.79E-03	.13E-03	.13E-03	.19E-03	.21E-03	.15E-03
17	3	1	0	0	0	0	0	0	0	0	0	0	0	0	.72E-03	.13E-03	.13E-03	.18E-03	.19E-03	.14E-03
17	7	2	0	0	0	0	0	0	0	0	0	0	0	0	.13E-02	.21E-03	.20E-03	.28E-03	.31E-03	.23E-03
11	2	3	0	0	0	0	0	0	0	0	0	0	0	0	.11E-02	.15E-03	.15E-03	.21E-03	.22E-03	.16E-03
23	8	0	2	0	0	0	0	0	0	0	0	0	0	0	.23E-02	.28E-03	.28E-03	.38E-03	.42E-03	.32E-03

26 DAY 6 MONTH 79 6:13:50 PROBE RANGE 100 FRAME NUMBER 141

MEAN CHANNEL DIAMETER IN MICROMETERS															GM PER CUBIC METER	WAVELENGTH IN MICROMETERS .550	1.06	3.80	9.35	10.6
4.0	8.0	12.0	16.0	20.0	24.0	28.0	32.0	36.0	40.0	44.0	48.0	52.0	56.0	60.0		EXTINCTION IN RECIPROCAL METERS				
14	2	1	0	0	0	0	0	0	0	0	0	0	0	0	.60E-03	.10E-03	.10E-03	.15E-03	.16E-03	.11E-03
10	3	1	0	0	0	0	0	0	0	0	0	0	0	0	.64E-03	.10E-03	.10E-03	.14E-03	.15E-03	.12E-03
12	5	0	0	0	0	0	0	0	0	0	0	0	0	0	.55E-03	.11E-03	.10E-03	.14E-03	.16E-03	.12E-03
14	7	1	0	0	0	0	0	0	0	0	0	0	0	0	.10E-02	.17E-03	.16E-03	.22E-03	.25E-03	.21E-03
11	3	0	0	0	0	0	0	0	0	0	0	0	0	0	.37E-03	.76E-04	.76E-04	.11E-03	.12E-03	.82E-04
33	2	1	1	0	0	0	0	0	0	0	0	0	0	0	.15E-02	.22E-03	.22E-03	.30E-03	.33E-03	.21E-03
24	1	2	0	0	0	0	0	0	0	0	0	0	0	0	.90E-03	.15E-03	.15E-03	.23E-03	.23E-03	.15E-03
12	2	0	0	0	0	0	0	0	0	0	0	0	0	0	.29E-03	.66E-04	.67E-04	.97E-04	.10E-03	.64E-04
10	2	1	0	0	0	0	0	0	0	0	0	0	0	0	.56E-03	.89E-04	.88E-04	.12E-03	.13E-03	.10E-03
9	3	0	1	0	0	0	0	0	0	0	0	0	0	0	.10E-02	.12E-03	.12E-03	.14E-03	.15E-03	.14E-03

26 DAY 6 MONTH 79 6:14: 0 PROBE RANGE 100 FRAME NUMBER 142

MEAN CHANNEL DIAMETER IN MICROMETERS															GM PER CUBIC METER	WAVELENGTH IN MICROMETERS .550	1.06	3.80	9.35	10.6
4.0	8.0	12.0	16.0	20.0	24.0	28.0	32.0	36.0	40.0	44.0	48.0	52.0	56.0	60.0		EXTINCTION IN RECIPROCAL METERS				
29	10	3	0	0	0	0	0	0	0	0	0	0	0	0	.20E-02	.31E-03	.31E-03	.43E-03	.48E-03	.39E-03
33	6	0	1	0	0	0	0	0	0	0	0	0	0	0	.15E-02	.24E-03	.24E-03	.32E-03	.36E-03	.25E-03
15	2	0	0	0	0	1	0	0	0	0	0	0	0	0	.39E-02	.23E-03	.23E-03	.30E-03	.31E-03	.20E-03
18	4	1	1	1	0	0	0	0	0	0	0	0	0	0	.28E-02	.27E-03	.27E-03	.34E-03	.39E-03	.33E-03
12	2	0	0	0	0	0	0	0	0	0	0	0	0	0	.29E-03	.66E-04	.67E-04	.97E-04	.10E-03	.64E-04
14	5	1	0	0	0	0	0	0	0	0	0	0	0	0	.85E-03	.14E-03	.14E-03	.19E-03	.21E-03	.17E-03
11	3	0	0	0	0	0	0	0	0	0	0	0	0	0	.37E-03	.76E-04	.76E-04	.11E-03	.12E-03	.80E-04
10	3	1	0	0	0	1	0	0	0	0	0	0	0	0	.43E-02	.26E-03	.26E-03	.33E-03	.35E-03	.21E-03
19	2	0	0	0	0	0	0	0	0	0	0	0	0	0	.36E-03	.86E-04	.88E-04	.13E-03	.13E-03	.76E-04
26	6	1	0	0	0	0	0	0	0	0	0	0	0	0	.11E-02	.19E-03	.19E-03	.27E-03	.30E-03	.21E-03

26 DAY 6 MONTH 79 6:14:10 PROBE RANGE 100 FRAME NUMBER 143

MEAN CHANNEL DIAMETER IN MICROMETERS															GM PER CUBIC METER	WAVELENGTH IN MICROMETERS .550	1.06	3.80	9.35	10.6
4.0	8.0	12.0	16.0	20.0	24.0	28.0	32.0	36.0	40.0	44.0	48.0	52.0	56.0	60.0		EXTINCTION IN RECIPROCAL METERS				
39	9	3	1	0	0	0	0	0	0	0	0	0	0	0	.26E-02	.36E-03	.35E-03	.47E-03	.53E-03	.47E-03
41	6	2	1	0	0	0	0	0	0	0	0	0	0	0	.22E-02	.32E-03	.32E-03	.45E-03	.49E-03	.35E-03
31	10	2	0	0	0	0	0	0	0	0	0	0	0	0	.17E-02	.29E-03	.29E-03	.40E-03	.44E-03	.32E-03
32	13	3	0	0	0	0	0	0	0	0	0	0	0	0	.23E-02	.36E-03	.36E-03	.49E-03	.55E-03	.45E-03
17	6	1	0	0	0	0	0	0	0	0	0	0	0	0	.97E-03	.16E-03	.16E-03	.22E-03	.25E-03	.20E-03
23	8	0	0	0	0	0	0	0	0	0	0	0	0	0	.92E-03	.18E-03	.18E-03	.25E-03	.28E-03	.21E-03
24	3	0	1	0	0	0	0	0	0	0	0	0	0	0	.12E-02	.17E-03	.17E-03	.23E-03	.26E-03	.17E-03
15	6	3	1	0	0	0	0	0	0	0	0	0	0	0	.22E-02	.27E-03	.26E-03	.34E-03	.39E-03	.34E-03
21	6	1	1	0	0	0	0	0	0	0	0	0	0	0	.17E-02	.23E-03	.22E-03	.30E-03	.34E-03	.27E-03
14	3	0	0	0	0	0	0	0	0	0	0	0	0	0	.40E-03	.86E-04	.86E-04	.12E-03	.13E-03	.98E-04

26 DAY 6 MONTH 79 6:14:20 PROBE RANGE 100 FRAME NUMBER 144

MEAN CHANNEL DIAMETER IN MICROMETERS

4.0	8.0	12.0	16.0	20.0	24.0	28.0	32.0	36.0	40.0	44.0	48.0	52.0	56.0	60.0
14	1	0	0	0	0	0	0	0	0	0	0	0	0	0
12	0	1	1	0	0	0	0	0	0	0	0	0	0	0
8	4	0	0	0	0	0	0	0	0	0	0	0	0	0
9	3	0	0	0	0	0	0	0	0	0	0	0	0	0
15	3	0	0	0	0	0	0	0	0	0	0	0	0	0
17	1	1	0	0	0	0	0	0	0	0	0	0	0	0
12	7	2	0	0	0	0	0	0	0	0	0	0	0	0
13	3	0	1	0	0	0	0	0	0	0	0	0	0	0
14	2	0	0	0	0	0	0	0	0	0	0	0	0	0
9	2	1	0	1	0	0	0	0	0	0	0	0	0	0

GM PER CUBIC METER	.55	1.06	3.00	9.35	16.6
	EXTINCTION IN RECIPROCAL METERS				
.285E-02	.60E-04	.02E-04	.93E-04	.74E-04	.48E-04
.11E-02	.12E-03	.16E-03	.16E-03	.10E-03	.17E-03
.42E-02	.79E-04	.77E-04	.10E-03	.12E-03	.96E-04
.35E-03	.69E-04	.69E-04	.95E-04	.11E-03	.79E-04
.41E-03	.89E-04	.90E-04	.13E-03	.14E-03	.90E-04
.55E-03	.99E-04	.11E-03	.15E-03	.13E-03	.97E-04
.13E-02	.19E-03	.18E-03	.25E-03	.20E-03	.14E-03
.11E-02	.13E-03	.13E-03	.17E-03	.14E-03	.15E-03
.32E-03	.73E-04	.74E-04	.11E-03	.11E-03	.68E-04
.19E-02	.16E-03	.16E-03	.21E-03	.23E-03	.20E-03

26 DAY 6 MONTH 79 6:14.30 PROBE RANGE 100 FRAME NUMBER 145

MEAN CHANNEL DIAMETER IN MICROMETERS

4.0	8.0	12.0	16.0	20.0	24.0	28.0	32.0	36.0	40.0	44.0	48.0	52.0	56.0	60.0
23	11	0	2	0	0	0	0	0	0	0	0	0	0	0
13	4	0	0	0	0	0	0	0	0	0	0	0	0	0
8	2	1	0	0	0	0	0	0	0	0	0	0	0	0
5	0	1	0	0	0	0	0	0	0	0	0	0	0	0
6	1	1	1	0	0	0	0	0	0	0	0	0	0	0
10	1	0	0	0	0	0	0	0	0	0	0	0	0	0
8	3	1	0	0	0	0	0	0	0	0	0	0	0	0
9	0	1	0	0	0	0	0	0	0	0	0	0	0	0
4	1	0	1	0	0	0	0	0	0	0	0	0	0	0
4	2	1	0	0	0	0	0	0	0	0	0	0	0	0

GM PER CUBIC METER	.55	1.06	3.00	9.35	16.6
	EXTINCTION IN RECIPROCAL METERS				
.26E-02	.33E-03	.42E-03	.51E-03	.41E-03	
.47E-03	.96E-04	.95E-04	.13E-03	.10E-03	.11E-03
.54E-03	.82E-04	.81E-04	.11E-03	.12E-03	.99E-04
.34E-03	.46E-04	.46E-04	.67E-04	.53E-04	.57E-04
.11E-02	.11E-03	.11E-03	.14E-03	.16E-03	.14E-03
.19E-03	.47E-04	.48E-04	.71E-04	.73E-04	.40E-04
.62E-03	.95E-04	.93E-04	.13E-03	.14E-03	.12E-03
.38E-03	.59E-04	.67E-04	.90E-04	.93E-04	.61E-04
.80E-03	.74E-04	.75E-04	.87E-04	.11E-03	.91E-04
.49E-03	.89E-04	.87E-04	.91E-04	.10E-03	.90E-04

26 DAY 6 MONTH 79 6:14:40 PROBE RANGE 100 FRAME NUMBER 146

MEAN CHANNEL DIAMETER IN MICROMETERS

4.0	8.0	12.0	16.0	20.0	24.0	28.0	32.0	36.0	40.0	44.0	48.0	52.0	56.0	60.0
6	1	1	0	0	0	0	0	0	0	0	0	0	0	0
10	3	0	0	0	0	0	0	0	0	0	0	0	0	0
5	4	1	0	0	0	0	0	0	0	0	0	0	0	0
7	2	0	0	0	0	0	0	0	0	0	0	0	0	0
13	4	3	0	0	0	0	0	0	0	0	0	0	0	0
10	5	2	0	0	0	0	0	0	0	0	0	0	0	0
14	3	0	0	0	0	0	0	0	0	0	0	0	0	0
7	5	1	1	0	0	0	0	0	0	0	0	0	0	0
11	4	2	0	1	0	0	0	0	0	0	0	0	0	0
6	2	2	0	0	0	0	0	0	0	0	0	0	0	0

GM PER CUBIC METER	.55	1.06	3.00	9.35	16.6
	EXTINCTION IN RECIPROCAL METERS				
.43E-03	.62E-04	.62E-04	.88E-04	.69E-04	.75E-04
.36E-03	.73E-04	.72E-04	.10E-03	.11E-03	.84E-04
.67E-03	.98E-04	.95E-04	.13E-03	.15E-03	.13E-03
.24E-03	.50E-04	.49E-04	.69E-04	.70E-04	.54E-04
.13E-02	.11E-03	.10E-03	.15E-03	.21E-03	.20E-03
.11E-02	.14E-03	.15E-03	.21E-03	.19E-03	.21E-03
.40E-03	.84E-04	.81E-04	.12E-03	.13E-03	.89E-04
.15E-02	.17E-03	.16E-03	.20E-03	.15E-03	.11E-03
.23E-02	.23E-03	.22E-03	.30E-03	.24E-03	.29E-03
.80E-03	.11E-03	.10E-03	.14E-03	.17E-03	.12E-03

26 DAY 6 MONTH 79 6:14:50 PROBE RANGE 100 FRAME NUMBER 147

MEAN CHANNEL DIAMETER IN MICROMETERS

4.0	8.0	12.0	16.0	20.0	24.0	28.0	32.0	36.0	40.0	44.0	48.0	52.0	56.0	60.0
9	5	1	1	0	0	0	0	0	0	0	0	0	0	0
4	2	0	0	0	0	0	0	0	0	0	0	0	0	0
8	1	0	1	0	0	0	0	0	0	0	0	0	0	0
7	4	1	0	0	0	0	0	0	0	0	0	0	0	0
7	2	0	0	0	0	0	0	0	0	0	0	0	0	0
13	3	2	0	1	0	0	0	0	0	0	0	0	0	0
3	0	0	0	0	0	0	0	0	0	0	0	0	0	0
8	6	0	0	0	0	0	0	0	0	0	0	0	0	0
10	2	0	0	0	0	0	0	0	0	0	0	0	0	0
6	0	1	0	0	0	0	0	0	0	0	0	0	0	0

GM PER CUBIC METER	.55	1.06	3.00	9.35	16.6
	EXTINCTION IN RECIPROCAL METERS				
.19E-02	.18E-03	.17E-03	.21E-03	.16E-03	.12E-03
.21E-03	.49E-04	.78E-04	.52E-04	.41E-04	.49E-04
.84E-03	.91E-04	.90E-04	.11E-03	.13E-03	.11E-03
.69E-03	.10E-03	.10E-03	.14E-03	.18E-03	.14E-03
.24E-03	.50E-04	.49E-04	.69E-04	.77E-04	.54E-04
.23E-02	.22E-03	.22E-03	.29E-03	.22E-03	.17E-03
.32E-04	.10E-04	.11E-04	.12E-04	.16E-04	.69E-05
.59E-03	.11E-03	.10E-03	.13E-03	.16E-03	.14E-03
.27E-03	.69E-04	.67E-04	.85E-04	.92E-04	.69E-04
.35E-03	.49E-04	.51E-04	.73E-04	.73E-04	.51E-04

26 DAY 6 MONTH 79 19:52:20 PROBE RANGE 100 FRAME NUMBER 201

MEAN CHANNEL DIAMETER IN MICROMETERS																GM PER CUBIC METER	WAVELENGTH IN MICROMETERS .550	1.06	3.80	9.35	10.6
4.0	8.0	12.0	16.0	20.0	24.0	28.0	32.0	36.0	40.0	44.0	48.0	52.0	56.0	60.0		EXTINCTION IN RECIPROCAL METERS					
12	0	0	1	0	0	0	0	0	0	0	0	0	0	0	.80E-03	.91E-04	.92E-04	.12E-03	.13E-03	.88E-04
4	3	3	0	0	0	0	0	0	0	0	0	0	0	0	.11E-02	.14E-03	.14E-03	.18E-03	.21E-03	.20E-03
4	3	1	0	0	0	0	0	0	0	0	0	0	0	0	.58E-03	.82E-04	.79E-04	.11E-03	.12E-03	.11E-03
6	2	1	0	0	0	0	0	0	0	0	0	0	0	0	.52E-03	.75E-04	.74E-04	.10E-03	.11E-03	.94E-04
9	0	1	0	0	0	0	0	0	0	0	0	0	0	0	.38E-03	.59E-04	.69E-04	.90E-04	.89E-04	.61E-04
2	1	0	1	1	0	0	0	0	0	0	0	0	0	0	.21E-02	.15E-03	.15E-03	.17E-03	.21E-03	.18E-03
5	0	2	1	0	0	0	0	0	0	0	0	0	0	0	.13E-02	.13E-03	.12E-03	.16E-03	.18E-03	.16E-03
4	0	1	0	0	0	0	0	0	0	0	0	0	0	0	.33E-03	.42E-04	.42E-04	.62E-04	.63E-04	.51E-04
8	3	1	0	0	0	0	0	0	0	0	0	0	0	0	.62E-03	.95E-04	.93E-04	.13E-03	.14E-03	.12E-03
9	2	0	0	0	0	0	0	0	0	0	0	0	0	0	.26E-03	.56E-04	.56E-04	.80E-04	.87E-04	.58E-04

26 DAY 6 MONTH 79 19:52:30 PROBE RANGE 100 FRAME NUMBER 202

MEAN CHANNEL DIAMETER IN MICROMETERS																GM PER CUBIC METER	WAVELENGTH IN MICROMETERS .550	1.06	3.80	9.35	10.6
4.0	8.0	12.0	16.0	20.0	24.0	28.0	32.0	36.0	40.0	44.0	48.0	52.0	56.0	60.0		EXTINCTION IN RECIPROCAL METERS					
3	1	2	0	0	0	0	0	0	0	0	0	0	0	0	.68E-03	.81E-04	.79E-04	.11E-03	.12E-03	.11E-03
4	0	0	0	1	0	0	0	0	0	0	0	0	0	0	.14E-02	.92E-04	.93E-04	.12E-03	.13E-03	.10E-03
7	1	0	0	0	0	0	0	0	0	0	0	0	0	0	.16E-03	.37E-04	.37E-04	.54E-04	.57E-04	.34E-04
6	0	1	0	0	0	0	0	0	0	0	0	0	0	0	.35E-03	.49E-04	.50E-04	.73E-04	.73E-04	.55E-04
4	3	2	0	1	0	0	0	0	0	0	0	0	0	0	.22E-02	.19E-03	.19E-03	.24E-03	.27E-03	.25E-03
2	3	0	1	0	0	0	0	0	0	0	0	0	0	0	.95E-03	.97E-04	.93E-04	.11E-03	.14E-03	.13E-03
4	5	1	0	0	0	0	0	0	0	0	0	0	0	0	.75E-03	.11E-03	.10E-03	.14E-03	.16E-03	.15E-03
5	2	0	0	0	0	0	1	0	0	0	0	0	0	0	.56E-02	.24E-03	.25E-03	.26E-03	.32E-03	.28E-03
12	4	0	0	0	0	0	0	0	0	0	0	0	0	0	.46E-03	.92E-04	.91E-04	.13E-03	.14E-03	.10E-03
3	1	0	2	0	0	1	0	0	0	0	0	0	0	0	.51E-02	.28E-03	.28E-03	.32E-03	.37E-03	.34E-03

26 DAY 6 MONTH 79 19:52:40 PROBE RANGE 100 FRAME NUMBER 203

MEAN CHANNEL DIAMETER IN MICROMETERS																GM PER CUBIC METER	WAVELENGTH IN MICROMETERS .550	1.06	3.80	9.35	10.6
4.0	8.0	12.0	16.0	20.0	24.0	28.0	32.0	36.0	40.0	44.0	48.0	52.0	56.0	60.0		EXTINCTION IN RECIPROCAL METERS					
6	1	0	1	0	0	0	0	0	0	0	0	0	0	0	.82E-03	.84E-04	.83E-04	.98E-04	.12E-03	.96E-04
9	2	1	1	1	0	0	0	0	0	0	0	0	0	0	.25E-02	.22E-03	.21E-03	.26E-03	.30E-03	.26E-03
6	2	1	0	0	0	0	0	0	0	0	0	0	0	0	.52E-03	.75E-04	.74E-04	.10E-03	.11E-03	.94E-04
154	128	68	35	22	15	15	7	4	2	1	0	0	0	0	.28E+00	.15E-01	.15E-01	.17E-01	.20E-01	.19E-01
276	184	109	61	28	28	27	25	12	6	0	2	0	1	1	.68E+00	.31E-01	.31E-01	.35E-01	.41E-01	.38E-01
472	345	183	91	62	43	20	15	10	6	3	0	0	0	0	.66E+00	.37E-01	.37E-01	.43E-01	.51E-01	.47E-01
561	313	172	66	30	21	16	3	1	2	1	0	0	0	0	.33E+00	.23E-01	.23E-01	.28E-01	.33E-01	.30E-01
671	443	207	79	42	17	14	7	2	2	0	0	0	0	0	.37E+00	.28E-01	.28E-01	.33E-01	.39E-01	.36E-01
661	412	195	72	31	9	12	4	2	1	0	0	0	0	1	.33E+00	.25E-01	.24E-01	.30E-01	.35E-01	.32E-01
734	461	192	68	31	11	6	2	1	1	1	0	0	0	0	.28E+00	.23E-01	.23E-01	.29E-01	.33E-01	.30E-01

26 DAY 6 MONTH 79 19:52:50 PROBE RANGE 100 FRAME NUMBER 204

MEAN CHANNEL DIAMETER IN MICROMETERS																GM PER CUBIC METER	WAVELENGTH IN MICROMETERS .550	1.06	3.80	9.35	10.6
4.0	8.0	12.0	16.0	20.0	24.0	28.0	32.0	36.0	40.0	44.0	48.0	52.0	56.0	60.0		EXTINCTION IN RECIPROCAL METERS					
699	448	216	82	23	11	10	2	1	0	0	1	1	0	0	.31E+00	.25E-01	.24E-01	.30E-01	.35E-01	.32E-01
723	497	171	70	26	6	1	1	0	1	0	0	0	0	0	.20E+00	.20E-01	.19E-01	.24E-01	.28E-01	.25E-01
776	415	168	49	21	5	3	3	0	2	0	0	0	0	0	.21E+00	.19E-01	.19E-01	.24E-01	.28E-01	.25E-01
656	366	158	53	18	8	2	2	0	0	1	0	0	0	0	.19E+00	.18E-01	.17E-01	.22E-01	.25E-01	.23E-01
569	316	90	31	10	6	1	0	0	0	0	0	0	0	0	.11E+00	.12E-01	.12E-01	.15E-01	.17E-01	.15E-01
643	344	119	37	10	9	3	1	1	2	0	0	1	0	0	.20E+00	.16E-01	.16E-01	.19E-01	.23E-01	.20E-01
672	298	118	45	13	9	3	3	1	1	0	0	0	0	0	.18E+00	.16E-01	.15E-01	.19E-01	.22E-01	.20E-01
491	218	71	26	7	3	1	0	0	0	0	0	0	0	0	.81E-01	.89E-02	.87E-02	.11E-01	.13E-01	.11E-01
522	292	123	30	7	2	2	0	0	1	0	0	0	0	0	.12E+00	.12E-01	.12E-01	.15E-01	.18E-01	.16E-01
426	229	91	22	5	1	2	0	0	0	0	0	0	0	0	.81E-01	.90E-02	.88E-02	.11E-01	.13E-01	.12E-01

26 DAY 6 MONTH 79 19:53: 0 PROBE RANGE 100 FRAME NUMBER 205

MEAN CHANNEL DIAMETER IN MICROMETERS															GM PER CUBIC	WAVELENGTH IN MICROMETERS .550	1.06	3.80	9.35	10.6
4.0	8.0	12.0	16.0	20.0	24.0	28.0	32.0	36.0	40.0	44.0	48.0	52.0	56.0	60.0	METER	EXTINCTION IN RECIPROCAL METERS				
413	190	61	19	3	3	0	1	0	0	0	0	0	0	0	.67E-01	.74E-02	.72E-02	.93E-02	.11E-01	.94E-02
350	174	44	16	6	0	2	0	0	0	0	0	0	0	0	.57E-01	.63E-02	.62E-02	.80E-02	.93E-02	.80E-02
359	163	49	9	4	1	1	0	0	0	0	0	0	0	0	.49E-01	.58E-02	.57E-02	.75E-02	.86E-02	.73E-02
332	172	38	5	6	1	0	1	0	0	0	0	0	0	0	.48E-01	.55E-02	.54E-02	.70E-02	.81E-02	.70E-02
293	138	33	12	4	0	1	0	0	0	0	0	0	0	0	.41E-01	.48E-02	.47E-02	.61E-02	.71E-02	.61E-02
296	127	50	13	3	0	0	0	1	0	0	0	0	0	0	.48E-01	.53E-02	.51E-02	.67E-02	.77E-02	.67E-02
287	98	26	18	4	2	0	0	0	0	0	0	0	0	0	.41E-01	.45E-02	.44E-02	.56E-02	.65E-02	.54E-02
254	93	35	11	3	0	0	0	0	0	0	0	0	0	0	.32E-01	.39E-02	.38E-02	.50E-02	.57E-02	.48E-02
228	91	26	6	5	2	0	0	0	0	0	0	0	0	0	.33E-01	.36E-02	.36E-02	.46E-02	.53E-02	.45E-02
206	94	27	7	1	0	1	0	0	0	0	0	0	0	0	.27E-01	.33E-02	.32E-02	.42E-02	.49E-02	.42E-02

26 DAY 6 MONTH 79 19:53:10 PROBE RANGE 100 FRAME NUMBER 206

MEAN CHANNEL DIAMETER IN MICROMETERS															GM PER CUBIC	WAVELENGTH IN MICROMETERS .550	1.06	3.80	9.35	10.6
4.0	8.0	12.0	16.0	20.0	24.0	28.0	32.0	36.0	40.0	44.0	48.0	52.0	56.0	60.0	METER	EXTINCTION IN RECIPROCAL METERS				
190	65	20	7	1	1	1	0	0	0	0	0	0	0	0	.25E-01	.28E-02	.27E-02	.36E-02	.41E-02	.34E-02
159	57	28	3	3	2	0	2	0	0	0	0	0	0	0	.36E-01	.31E-02	.31E-02	.39E-02	.45E-02	.39E-02
160	58	16	12	0	0	1	1	0	0	0	0	0	0	0	.28E-01	.27E-02	.27E-02	.34E-02	.39E-02	.33E-02
166	55	14	2	0	1	1	0	0	0	0	0	0	0	0	.18E-01	.20E-02	.20E-02	.27E-02	.30E-02	.25E-02
152	54	16	4	0	0	0	0	0	0	0	0	0	0	0	.13E-01	.19E-02	.18E-02	.25E-02	.28E-02	.23E-02
129	54	8	4	0	0	0	0	1	0	0	0	0	0	0	.19E-01	.18E-02	.18E-02	.23E-02	.27E-02	.22E-02
92	52	15	5	1	0	0	0	0	0	0	0	0	0	0	.14E-01	.18E-02	.17E-02	.22E-02	.26E-02	.23E-02
101	41	5	2	2	0	0	0	0	0	0	0	0	0	0	.99E-02	.13E-02	.13E-02	.17E-02	.19E-02	.16E-02
504	455	402	248	184	125	92	49	28	11	8	2	2	2	2	.21E+01	.10E+00	.10E+00	.12E+00	.14E+00	.12E+00
691	625	799	557	367	257	158	74	49	27	4	10	2	1	0	.37E+01	.19E+00	.19E+00	.22E+00	.26E+00	.24E+00

26 DAY 6 MONTH 79 19:53:20 PROBE RANGE 100 FRAME NUMBER 207

MEAN CHANNEL DIAMETER IN MICROMETERS															GM PER CUBIC	WAVELENGTH IN MICROMETERS .550	1.06	3.80	9.35	10.6
4.0	8.0	12.0	16.0	20.0	24.0	28.0	32.0	36.0	40.0	44.0	48.0	52.0	56.0	60.0	METER	EXTINCTION IN RECIPROCAL METERS				
1175	1284	1016	620	389	222	141	77	29	17	6	1	1	0	1	.33E+01	.19E+00	.19E+00	.22E+00	.26E+00	.24E+00
1405	1308	957	521	250	133	72	24	12	6	1	1	0	0	0	.20E+01	.13E+00	.13E+00	.15E+00	.18E+00	.17E+00
1308	1351	893	398	145	63	40	8	4	2	1	2	0	0	0	.13E+01	.98E-01	.96E-01	.12E+00	.14E+00	.13E+00
1646	1426	867	389	159	68	31	11	4	1	2	1	0	1	0	.13E+01	.10E+00	.19E+00	.12E+00	.14E+00	.13E+00
1754	1363	791	318	116	40	11	8	4	1	0	1	0	1	0	.99E+00	.82E-01	.80E-01	.99E-01	.12E+00	.11E+00
1792	1306	738	244	100	35	13	6	1	0	0	0	0	0	0	.80E+00	.72E-01	.70E-01	.88E-01	.10E+00	.95E-01
1780	1321	784	274	121	44	26	6	3	2	1	0	1	0	0	.10E+01	.82E-01	.80E-01	.99E-01	.12E+00	.11E+00
1792	1313	698	255	73	23	17	6	2	1	0	0	0	0	1	.80E+00	.70E-01	.69E-01	.85E-01	.10E+00	.93E-01
1853	1228	671	246	74	30	13	5	2	2	0	0	0	1	0	.78E+00	.68E-01	.67E-01	.83E-01	.97E-01	.89E-01
1620	1072	441	136	37	13	6	0	1	0	0	0	0	0	0	.43E+00	.45E-01	.44E-01	.56E-01	.65E-01	.59E-01

26 DAY 6 MONTH 79 19:53:30 PROBE RANGE 100 FRAME NUMBER 208

MEAN CHANNEL DIAMETER IN MICROMETERS															GM PER CUBIC	WAVELENGTH IN MICROMETERS .550	1.06	3.80	9.35	10.6
4.0	8.0	12.0	16.0	20.0	24.0	28.0	32.0	36.0	40.0	44.0	48.0	52.0	56.0	60.0	METER	EXTINCTION IN RECIPROCAL METERS				
1551	870	374	118	35	12	3	1	0	0	0	0	0	0	0	.36E+00	.38E-01	.37E-01	.48E-01	.56E-01	.50E-01
1387	744	320	93	34	13	3	1	2	0	0	1	0	0	0	.35E+00	.34E-01	.33E-01	.42E-01	.49E-01	.44E-01
1372	771	329	107	27	7	2	2	1	1	0	0	0	0	0	.33E+00	.34E-01	.33E-01	.42E-01	.49E-01	.44E-01
1429	677	301	92	20	9	2	1	1	0	0	0	1	0	0	.31E+00	.31E-01	.30E-01	.39E-01	.45E-01	.40E-01
1342	660	287	79	30	4	1	0	0	0	0	0	0	0	0	.26E+00	.28E-01	.28E-01	.36E-01	.42E-01	.37E-01
1205	603	195	64	18	8	1	0	0	0	1	0	0	0	0	.22E+00	.24E-01	.23E-01	.30E-01	.35E-01	.30E-01
1034	473	141	30	9	6	2	1	1	0	0	1	0	0	0	.17E+00	.18E-01	.18E-01	.23E-01	.26E-01	.23E-01
1033	502	150	47	11	2	1	2	0	0	1	0	0	0	0	.17E+00	.19E-01	.18E-01	.24E-01	.28E-01	.24E-01
950	435	147	34	17	1	2	1	0	0	0	0	0	0	0	.15E+00	.17E-01	.16E-01	.22E-01	.25E-01	.21E-01
1003	457	157	44	15	5	1	1	0	0	0	0	0	0	0	.16E+00	.18E-01	.18E-01	.23E-01	.27E-01	.23E-01

26 DAY 6 MONTH 79 19:53:40 PROBE RANGE 100 FRAME NUMBER 209

MEAN CHANNEL DIAMETER IN MICROMETERS																GM PER CUBIC METER	WAVELENGTH IN MICROMETERS .550	1.06	3.80	9.35	10.6
4.0	8.0	12.0	16.0	20.0	24.0	28.0	32.0	36.0	40.0	44.0	48.0	52.0	56.0	60.0		EXTINCTION IN RECIPROCAL METERS				
778	333	90	19	8	1	1	0	0	0	0	0	0	0	0	.91E-01	.11E-01	.11E-01	.15E-01	17E-01	.14E-01
814	355	118	32	11	0	1	0	0	1	0	1	0	0	0	.14E+00	.14E-01	.14E-01	.18E-01	21E-01	18E-01
781	359	122	32	11	5	2	1	0	0	0	0	0	0	0	.13E+00	.14E-01	.14E-01	.18E-01	21E-01	18E-01
707	352	123	56	12	8	1	2	1	0	0	0	0	0	0	.17E+00	.16E-01	.16E-01	.20E-01	.23E-01	.20E-01
596	261	117	46	16	7	5	2	0	0	0	0	0	0	0	.16E+00	.14E-01	.14E-01	.18E-01	21E-01	.18E-01
708	309	101	40	9	9	0	0	1	1	1	0	0	0	0	.15E+00	.14E-01	.14E-01	.17E-01	20E-01	18E-01
620	258	85	36	10	1	0	0	0	0	0	0	0	0	0	.92E-01	.11E-01	.10E-01	.13E-01	16E-01	.13E-01
538	223	72	19	11	1	1	0	1	0	0	0	0	0	0	.86E-01	.92E-02	.90E-02	.12E-01	13E-01	.11E-01
548	237	76	20	7	2	0	0	0	0	0	0	0	0	0	.75E-01	.89E-02	.87E-02	.11E-01	13E-01	.11E-01
552	200	64	22	9	5	3	0	0	1	0	0	0	0	0	.10E+00	.95E-02	.94E-02	.12E-01	14E-01	12E-01

26 DAY 6 MONTH 79 19:53:50 PROBE RANGE 100 FRAME NUMBER 210

MEAN CHANNEL DIAMETER IN MICROMETERS																GM PER CUBIC METER	WAVELENGTH IN MICROMETERS .550	1.06	3.80	9.35	10.6
4.0	8.0	12.0	16.0	20.0	24.0	28.0	32.0	36.0	40.0	44.0	48.0	52.0	56.0	60.0		EXTINCTION IN RECIPROCAL METERS				
467	193	46	14	2	2	1	0	0	0	0	0	0	0	0	.54E-01	.67E-02	.65E-02	.86E-02	99E-02	.83E-02
402	170	44	12	3	1	1	0	0	0	1	0	0	0	0	.63E-01	.63E-02	.62E-02	.81E-02	93E-02	79E-02
372	175	52	15	7	0	1	0	0	0	0	0	0	0	0	.56E-01	.65E-02	.64E-02	.83E-02	96E-02	83E-02
382	125	46	13	3	4	1	0	0	0	2	0	0	0	0	.81E-01	.65E-02	.64E-02	.82E-02	93E-02	.79E-02
355	128	33	6	2	1	1	0	0	0	0	0	0	0	0	.36E-01	.45E-02	.45E-02	.60E-02	68E-02	.56E-02
334	117	34	7	2	3	1	0	0	0	1	0	0	0	0	.55E-01	.50E-02	50E-02	.64E-02	73E-02	.61E-02
309	115	30	17	2	1	3	1	0	0	0	0	0	0	0	.54E-01	.52E-02	.51E-02	.65E-02	75E-02	.64E-02
272	96	36	9	3	0	0	1	0	0	0	0	0	1	0	.63E-01	.47E-02	46E-02	.59E-02	67E-02	.58E-02
279	121	32	8	9	2	0	0	0	0	0	0	0	0	0	.44E-01	.48E-02	.47E-02	.61E-02	70E-02	60E-02
230	96	31	5	0	1	0	0	0	0	0	0	0	0	0	.25E-01	.34E-02	.33E-02	.44E-02	50E-02	.42E-02

26 DAY 6 MONTH 79 19:54: 0 PROBE RANGE 100 FRAME NUMBER 211

MEAN CHANNEL DIAMETER IN MICROMETERS																GM PER CUBIC METER	WAVELENGTH IN MICROMETERS .550	1.06	3.80	9.35	10.6
4.0	8.0	12.0	16.0	20.0	24.0	28.0	32.0	36.0	40.0	44.0	48.0	52.0	56.0	60.0		EXTINCTION IN RECIPROCAL METERS				
206	91	30	8	5	1	0	0	0	0	0	0	0	0	0	.33E-01	.37E-02	.36E-02	.47E-02	54E-02	46E-02
202	51	20	7	3	1	1	0	0	0	0	0	0	0	0	.27E-01	.28E-02	.28E-02	.36E-02	41E-02	37E-02
173	57	30	7	1	2	0	0	0	0	0	0	0	0	0	.26E-01	29E-02	28E-02	37E-02	42E-02	36E-02
190	62	31	7	1	1	1	0	0	0	0	0	0	0	0	.28E-01	30E-02	30E-02	39E-02	45E-02	38E-02
164	76	21	4	4	0	0	0	0	0	0	0	0	0	0	.22E-01	.27E-02	26E-02	.34E-02	39E-02	.33E-02
134	56	18	4	1	2	1	0	0	0	0	0	0	0	0	.23E-01	24E-02	.23E-02	.30E-02	34E-02	30E-02
153	61	27	6	2	0	0	0	0	0	0	0	0	0	0	.21E-01	.26E-02	.25E-02	.33E-02	38E-02	32E-02
149	55	16	7	2	1	1	0	0	0	0	0	0	0	0	.24E-01	25E-02	24E-02	.31E-02	36E-02	30E-02
142	56	21	2	0	1	0	0	0	0	0	0	0	0	0	.16E-01	20E-02	20E-02	27E-02	30E-02	26E-02
122	48	11	1	1	1	0	0	0	0	0	0	0	0	0	.13E-01	.16E-02	.16E-02	.21E-02	24E-02	20E-02

26 DAY 6 MONTH 79 19:54:10 PROBE RANGE 100 FRAME NUMBER 212

MEAN CHANNEL DIAMETER IN MICROMETERS																GM PER CUBIC METER	WAVELENGTH IN MICROMETERS .550	1.06	3.80	9.35	10.6
4.0	8.0	12.0	16.0	20.0	24.0	28.0	32.0	36.0	40.0	44.0	48.0	52.0	56.0	60.0		EXTINCTION IN RECIPROCAL METERS				
107	46	15	5	2	0	0	0	0	0	0	0	0	0	0	.15E-01	18E-02	.18E-02	23E-02	27E-02	22E-02
109	46	12	2	4	1	1	0	0	0	0	0	0	0	0	.21E-01	20E-02	20E-02	25E-02	29E-02	25E-02
108	48	16	8	2	1	1	1	0	0	0	0	0	0	0	.29E-01	25E-02	24E-02	.30E-02	36E-02	30E-02
101	41	9	3	0	1	0	0	0	0	0	0	0	0	0	.11E-01	14E-02	14E-02	.18E-02	21E-02	17E-02
68	26	12	8	1	2	0	1	0	0	0	0	0	0	0	.23E-01	18E-02	18E-02	.22E-02	26E-02	23E-02
103	26	12	4	0	1	0	0	0	0	0	0	0	0	0	.12E-01	.14E-02	.13E-02	.17E-02	20E-02	16E-02
84	20	9	2	1	0	0	0	0	0	0	0	0	0	0	.78E-02	.98E-03	.97E-03	.13E-02	15E-02	12E-02
75	34	17	8	4	2	1	0	0	0	0	0	0	0	0	.27E-01	.23E-02	.23E-02	.28E-02	32E-02	.29E-02
75	21	7	2	0	0	0	0	0	0	0	0	0	0	0	.59E-02	.83E-03	82E-03	.11E-02	12E-02	10E-02
66	25	7	0	0	0	0	0	0	0	0	0	0	0	0	.48E-02	75E-03	74E-03	.10E-02	11E-02	93E-03

26 DAY 6 MONTH 79 19:54:20 PROBE RANGE 100 FRAME NUMBER 213

MEAN CHANNEL DIAMETER IN MICROMETERS															GM PER CUBIC	WAVELENGTH IN MICROMETERS .550	1.06	3.80	9.35	10.6
4.0	8.0	12.0	16.0	20.0	24.0	28.0	32.0	36.0	40.0	44.0	48.0	52.0	56.0	60.0	METER	EXTINCTION IN RECIPROCAL METERS				
71	16	10	1	0	1	0	0	0	0	0	0	0	0	0	.79E-02	.90E-03	.89E-03	12E-02	13E-02	11E-02
51	24	9	2	2	0	0	0	0	0	0	0	0	0	0	.91E-02	10E-02	.98E-03	13E-02	15E-02	11E-02
55	21	10	1	2	2	0	1	0	0	0	0	0	0	0	.20E-01	.15E-02	.15E-02	18E-02	21E-02	16E-02
46	23	7	2	1	0	0	0	0	0	0	0	0	0	0	.71E-02	.84E-03	.82E-03	11E-02	12E-02	11E-02
50	14	4	0	0	1	0	0	0	0	0	0	0	0	0	.51E-02	58E-03	.57E-03	.76E-03	85E-03	69E-03
27	18	3	2	0	1	0	0	0	0	0	0	0	0	0	.63E-02	63E-03	61E-03	75E-03	91E-03	81E-03
39	21	8	1	0	0	0	1	0	0	0	0	0	0	0	.11E-01	89E-03	.88E-03	.11E-02	13E-02	11E-02
44	13	4	3	0	1	0	0	0	0	0	0	0	0	0	.70E-02	.70E-03	.69E-03	.86E-03	10E-02	85E-03
37	10	4	0	0	0	0	0	0	0	0	0	0	0	0	.24E-02	.37E-03	.37E-03	.51E-03	.56E-03	44E-03
38	13	5	3	0	0	0	0	0	0	0	0	0	0	0	.49E-02	.60E-03	58E-03	.75E-03	88E-03	74E-03

26 DAY 6 MONTH 79 19:54:30 PROBE RANGE 100 FRAME NUMBER 214

MEAN CHANNEL DIAMETER IN MICROMETERS															GM PER CUBIC	WAVELENGTH IN MICROMETERS .550	1.06	3.80	9.35	10.6
4.0	8.0	12.0	16.0	20.0	24.0	28.0	32.0	36.0	40.0	44.0	48.0	52.0	56.0	60.0	METER	EXTINCTION IN RECIPROCAL METERS				
23	14	2	0	0	0	0	0	0	0	0	0	0	0	0	.20E-02	.32E-03	.31E-03	.41E-03	.48E-03	.41E-03
38	14	3	0	0	0	0	0	0	0	0	0	0	0	0	.24E-02	.40E-03	.39E-03	.54E-03	60E-03	48E-03
31	20	3	1	1	0	0	0	0	0	0	0	0	0	0	.49E-02	.58E-03	.57E-03	.73E-03	86E-03	75E-03
28	8	1	0	0	0	0	0	0	0	0	0	0	0	0	.13E-02	.23E-03	.22E-03	.31E-03	35E-03	26E-03
29	16	5	1	0	0	0	0	0	0	0	0	0	0	0	.37E-02	.50E-03	.49E-03	.64E-03	75E-03	65E-03
23	13	4	3	0	1	0	0	0	0	0	0	0	0	0	.68E-02	.63E-03	.61E-03	.74E-03	90E-03	81E-03
26	11	3	1	0	0	0	0	0	0	0	0	0	0	0	.27E-02	.37E-03	.36E-03	.48E-03	55E-03	46E-03
34	9	3	1	0	0	0	0	0	0	0	0	0	0	0	.26E-02	.37E-03	.36E-03	.49E-03	55E-03	44E-03
27	12	3	1	0	0	0	0	0	0	0	0	0	0	0	.28E-02	.39E-03	.38E-03	.50E-03	57E-03	49E-03
13	9	4	1	3	0	0	0	0	0	0	0	0	0	0	.67E-02	.58E-03	.57E-03	.73E-03	83E-03	74E-03

26 DAY 6 MONTH 79 19:54:40 PROBE RANGE 100 FRAME NUMBER 215

MEAN CHANNEL DIAMETER IN MICROMETERS															GM PER CUBIC	WAVELENGTH IN MICROMETERS .550	1.06	3.80	9.35	10.6
4.0	8.0	12.0	16.0	20.0	24.0	28.0	32.0	36.0	40.0	44.0	48.0	52.0	56.0	60.0	METER	EXTINCTION IN RECIPROCAL METERS				
19	5	2	0	0	1	0	0	0	0	0	0	0	0	0	.35E-02	.30E-03	.30E-03	.37E-03	43E-03	.36E-03
24	8	7	2	0	0	0	0	0	0	0	0	0	0	0	.43E-02	.49E-03	.48E-03	.63E-03	72E-03	63E-03
24	9	2	2	0	0	0	0	0	0	0	0	0	0	0	.29E-02	.36E-03	.35E-03	.45E-03	53E-03	44E-03
32	7	3	1	0	0	0	0	0	0	0	0	0	0	0	.25E-02	.34E-03	.33E-03	.45E-03	50E-03	40E-03
25	15	0	1	0	1	0	0	0	0	0	0	0	0	0	.45E-02	.44E-03	.43E-03	.53E-03	65E-03	55E-03
20	10	3	1	0	0	0	0	0	0	0	0	0	0	0	.26E-02	.34E-03	.33E-03	.43E-03	50E-03	43E-03
22	3	2	2	0	0	0	0	0	0	0	0	0	0	0	.24E-02	.27E-03	.27E-03	.35E-03	40E-03	32E-03
22	8	3	0	1	1	1	0	0	0	0	0	0	0	0	.96E-02	.61E-03	.61E-03	.76E-03	85E-03	75E-03
19	8	3	0	1	0	0	0	0	0	0	0	0	0	0	.30E-02	.33E-03	.32E-03	.44E-03	49E-03	42E-03
10	7	2	1	1	0	0	0	0	0	0	0	0	0	0	.33E-02	.31E-03	.30E-03	.38E-03	.45E-03	40E-03

26 DAY 6 MONTH 79 19:54:50 PROBE RANGE 100 FRAME NUMBER 216

MEAN CHANNEL DIAMETER IN MICROMETERS															GM PER CUBIC	WAVELENGTH IN MICROMETERS .550	1.06	3.80	9.35	10.6
4.0	8.0	12.0	16.0	20.0	24.0	28.0	32.0	36.0	40.0	44.0	48.0	52.0	56.0	60.0	METER	EXTINCTION IN RECIPROCAL METERS				
16	5	2	0	0	0	0	0	0	0	0	0	0	0	0	.12E-02	.18E-03	17E-03	.24E-03	27E-03	22E-03
12	7	6	0	0	0	0	0	0	0	0	0	0	0	0	.24E-02	31E-03	30E-03	41E-03	45E-03	40E-03
25	8	5	1	0	0	0	0	0	0	0	0	0	0	0	.30E-02	.38E-03	.38E-03	.50E-03	57E-03	47E-03
21	4	2	1	0	0	0	0	0	0	0	0	0	0	0	.18E-02	.23E-03	23E-03	.30E-03	34E-03	27E-03
23	4	3	0	1	0	0	0	0	0	0	0	0	0	0	.27E-02	.30E-03	.29E-03	.40E-03	43E-03	35E-03
15	3	0	1	0	0	0	0	0	0	0	0	0	0	0	.11E-02	.14E-03	.14E-03	.18E-03	21E-03	15E-03
20	10	2	2	0	0	0	0	0	0	0	0	0	0	0	.30E-02	.36E-03	.35E-03	44E-03	53E-03	45E-03
13	3	3	0	1	0	0	0	0	0	0	0	0	0	0	.26E-02	.25E-03	.25E-03	.33E-03	36E-03	31E-03
15	10	4	1	0	0	0	0	0	0	0	0	0	0	0	.28E-02	.35E-03	.34E-03	.44E-03	51E-03	46E-03
15	8	2	1	1	0	0	0	0	0	0	0	0	0	0	.34E-02	.34E-03	.33E-03	.42E-03	50E-03	.43E-03

26 DAY 6 MONTH 79 20: 8:20 PROBE RANGE 100 FRAME NUMBER 297

MEAN CHANNEL DIAMETER IN MICROMETERS															GM PER CUBIC METER	WAVELENGTH IN MICROMETERS 550 EXTINCTION IN RECIPROCAL METERS	1.06	3.80	9.35	10.6
4.0	8.0	12.0	16.0	20.0	24.0	28.0	32.0	36.0	40.0	44.0	48.0	52.0	56.0	60.0						
6	0	0	0	0	0	0	0	0	0	0	0	0	0	0	.63E-04	20E-04	.21E-04	.34E 04	32E-04	.12E-04
2	4	1	0	0	0	0	0	0	0	0	0	0	0	0	.64E-03	88E 04	.84E-04	.11E-03	13E 03	13E-03
6	2	0	0	0	0	0	0	0	0	0	0	0	0	0	23E-03	4nE [illegible]	.36E-04	.63E-04	71E [illegible]	5.E-04
5	2	0	0	0	0	0	0	0	0	0	0	0	0	0	.22E-03	.43E [illegible]	42E-04	.58E-04	66E [illegible]	50E-04
1	2	0	0	0	0	0	0	0	0	0	0	0	0	0	.18E-03	29E-04	.28E-04	.35E-04	45E-04	42E-04
3	0	0	0	0	0	0	0	0	0	0	0	0	0	0	.32E-04	10E 04	.11E-04	.17E-04	16E-04	60E-05
3	3	0	0	0	0	0	0	0	0	0	0	0	0	0	.28E-03	.49E-04	.47E-04	.61E-04	75E-04	66E-04
8	1	1	1	0	0	0	0	0	0	0	0	[illegible]	0	0	.11E-02	.12E 03	.12E-03	.15E-03	17E-03	11E-03
5	2	0	0	0	0	0	0	0	0	0	0	0	0	0	.22E-03	43E 04	.42E-04	.58E-04	66E-04	50E-04
3	0	0	0	0	0	0	0	0	0	0	0	0	0	0	.32E-04	10E-04	.11E-04	.17E-04	16E-04	60E-05

26 DAY 6 MONTH 79 20: 8:30 PROBE RANGE 100 FRAME NUMBER 298

MEAN CHANNEL DIAMETER IN MICROMETERS															GM PER CUBIC METER	WAVELENGTH IN MICROMETERS 550 EXTINCTION IN RECIPROCAL METERS	1.06	3.80	9.35	10.6
4.0	8.0	12.0	16.0	20.0	24.0	28.0	32.0	36.0	40.0	44.0	48.0	52.0	56.0	60.0						
4	2	1	0	0	0	0	0	0	0	0	0	0	0	0	.49E-03	.69E-04	.67E-04	.91E-04	10E-03	90E-04
2	0	0	0	0	0	0	0	0	0	0	0	0	0	0	.21E-04	.67E-05	.71E-05	.11E-04	11E-04	40E-05
3	1	0	0	0	0	0	0	0	0	0	0	0	0	0	.12E-03	.23E-04	.23E-04	.32E-04	36E-04	26E-04
2	3	0	1	0	0	0	0	0	0	0	0	0	0	0	.95E-03	97E-04	.93E-04	.11E-03	14E-03	.13E-03
4	1	0	0	0	0	0	0	0	0	0	0	0	0	0	.13E-03	26E-04	.26E-04	.37E-04	41E-04	28E-04
1	1	0	0	0	0	0	0	0	0	0	0	0	0	0	.95E-04	.16E-04	.16E-04	.20E-04	23E-04	.22E-04
3	1	1	0	0	0	0	0	0	0	0	0	0	0	0	.40E-03	52E-04	.51E-04	.71E-04	77E-04	69E-04
7	2	3	0	0	0	0	0	0	0	0	0	0	0	0	.11E-02	.14E-03	.13E-03	.19E-03	20E-03	.18E-03
4	0	1	1	0	0	0	0	0	0	0	0	0	0	0	.10E-02	.94E-04	.92E-04	.11E-03	13E [illegible]	11E-03
9	1	0	0	0	0	0	0	0	0	0	0	0	0	0	.18E-03	43E [illegible]	44E-04	.65E [illegible]	67E-04	.38E-04

26 DAY 6 MONTH 79 20: 8:40 PROBE RANGE 1. FRAME NUMBER 299

MEAN CHANNEL DIAMETER IN MICROMETERS															GM PER CUBIC METER	WAVELENGTH IN MICROMETERS .550 EXTINCTION IN RECIPROCAL METERS	1.06	3.80	9.35	10.6
4.0	8.0	12.0	16.0	20.0	24.0	28.0	32.0	36.0	40.0	44.0	48.0	52.0	56.0	60.0						
2	2	0	0	0	0	0	0	0	0	0	0	0	0	0	.19E-03	.33E-04	31E-04	.41E-04	50E-04	44E-04
13	11	6	5	4	3	3	2	0	0	1	0	0	0	0	.54E-01	.25E-02	25E-02	.28E-02	33E-02	31E-02
55	19	18	7	13	4	7	7	2	0	1	0	0	0	0	.13E+00	.62E-02	.62E-02	.70E-02	81E-02	74E-02
109	81	35	20	16	16	6	7	4	2	0	0	0	0	0	.20E+00	.10E-01	.11E-01	.12E-01	14E-01	.13E-01
163	104	68	26	26	20	11	6	4	2	2	0	0	0	0	.28E+00	.15E-01	15E-01	.17E-01	20E-01	18E-01
268	168	110	52	34	25	12	11	10	7	3	0	1	0	0	.50E+00	.25E-01	25E-01	.28E-01	33E-01	31E-01
754	540	300	170	122	94	71	37	12	15	3	4	2	0	0	.15E+01	.77E-01	.77E-01	.88E-01	10E+00	20E-01
835	532	312	159	117	83	58	25	15	6	3	2	2	0	*	.13E+01	70E-01	69E-01	80E-01	94E-01	81E-01
844	467	289	136	55	35	20	11	1	0	0	0	0	0	0	.51E+00	.38E-01	37E-01	.45E-01	53E-01	48E-01
971	632	367	157	77	34	19	9	2	1	2	0	1	0	0	.65E+00	.47E-01	45E-01	.56E-01	66E-01	60E-01

26 DAY 6 MONTH 79 20: 8:50 PROBE RANGE 100 FRAME NUMBER 300

MEAN CHANNEL DIAMETER IN MICROMETERS															GM PER CUBIC METER	WAVELENGTH IN MICROMETERS .550 EXTINCTION IN RECIPROCAL METERS	1.06	3.80	9.35	10.6
4.0	8.0	12.0	16.0	20.0	24.0	28.0	32.0	36.0	40.0	44.0	48.0	52.0	56.0	60.0						
947	604	310	131	49	23	14	4	4	1	0	0	0	0	0	.47E+00	37E-01	.37E-01	.45E-01	53E-01	.48E-01
1193	841	451	186	82	41	25	8	2	4	0	3	1	1	0	.84E+00	58E-01	.57E-01	.69E-01	81E-01	73E-01
1213	757	448	167	67	32	18	4	2	3	1	0	0	0	0	.62E+00	.50E-01	49E-01	.60E-01	70E-01	64E-01
1236	767	402	153	60	31	15	1	4	1	1	0	0	0	0	.56E+00	46E-01	.45E-01	56E-01	65E-01	60E-01
1082	663	350	155	60	22	10	4	2	0	1	0	1	0	0	.51E+00	.41E-01	40E-01	.50E-01	58E-01	52E-01
943	601	311	119	46	14	6	2	1	0	0	1	0	0	0	.38E+00	.33E-01	32E-01	.40E-01	48E-01	.43E-01
970	589	329	128	58	30	10	7	0	0	0	0	0	0	0	46E+00	38E-01	37E-01	45E-01	53E 01	.49E-01
864	524	263	98	31	14	4	1	1	0	0	0	0	0	0	.29E+00	.27E-01	.27E-01	.34E-01	39E-01	36E-01
976	602	318	119	51	17	15	6	5	1	2	1	1	0	0	54E+00	39E-01	39E-01	.47E-01	55E-01	.50E-01
866	469	279	85	38	21	4	5	2	0	1	0	0	0	0	.35E+00	29E-01	29E-01	36E-01	42E-01	38E-01

26 DAY 6 MONTH 79 20: 9: 0 PROBE RANGE 100 FRAME NUMBER 301

MEAN CHANNEL DIAMETER IN MICROMETERS															GM PER CUBIC	WAVELENGTH IN MICROMETERS				
4.0	8.0	12.0	16.0	20.0	24.0	28.0	32.0	36.0	40.0	44.0	48.0	52.0	56.0	60.0	METER	.550	1.06	3.80	9.35	10.6
																EXTINCTION IN RECIPROCAL METERS				
709	417	244	76	30	6	2	1	0	0	0	0	0	0	0	.23E+00	.22E-01	22E-01	.28E-01	.32E-01	29E-01
824	463	213	77	33	15	3	0	0	1	0	0	0	0	1	.2xE+00	.24E-01	27E-01	.29E-01	D4E-01	31E-01
643	331	179	45	16	6	3	1	0	0	1	1	0	0	0	20E+00	18E-01	18E-01	.22E-01	26E-01	2-E-01
448	228	106	32	20	8	1	2	2	0	1	0	0	0	0	.16E+00	.13E-01	13E-01	.16E-01	19E-01	17E-01
493	259	105	34	18	14	5	4	0	1	0	1	1	0	1	.26E+00	16E-01	16E-01	.20E-01	23E-01	21E-01
519	256	130	35	27	10	4	4	4	2	0	0	0	0	0	.23E+00	.17E-01	17E-01	21E-01	24E-01	21E-01
581	314	164	51	24	24	15	3	4	3	0	1	0	0	0	.35E+00	23E-01	23E-01	.28E-01	32E-01	29E-01
478	246	110	39	20	4	4	1	1	1	0	0	0	0	0	.16E+00	.13E-01	13E-01	.16E-01	19E-01	17E-01
591	292	141	44	24	12	7	2	1	0	0	0	0	0	1	.24E+00	18E-01	18E-01	.22E-01	25E-01	.23E-01
596	346	155	69	33	16	5	3	0	0	2	0	0	0	0	.23E+00	21E-01	21E-01	25E-01	30E-01	.27E-01

26 DAY 6 MONTH 79 20: 9:10 PROBE RANGE 100 FRAME NUMBER 302

MEAN CHANNEL DIAMETER IN MICROMETERS															GM PER CUBIC	WAVELENGTH IN MICROMETERS				
4.0	8.0	12.0	16.0	20.0	24.0	28.0	32.0	36.0	40.0	44.0	48.0	52.0	56.0	60.0	METER	.550	1.06	3.80	9.35	10.6
																EXTINCTION IN RECIPROCAL METERS				
477	208	112	38	13	4	5	1	2	0	0	0	1	0	0	.17E+00	.13E-01	.13E-01	.16E-01	.18E-01	.16E-01
541	276	264	180	132	114	104	101	102	101	101	101	101	101	101						
725	398	211	91	49	52	24	18	13	3	1	2	1	0	0	.73E+00	.41E-01	41E-01	.48E-01	56E-01	.52E-01
777	504	286	129	98	71	54	32	13	5	2	0	0	1	0	.11E+01	.61E-01	.61E-01	.70E-01	82E-01	.7xE-01
874	562	281	119	54	24	14	8	3	3	2	0	0	0	0	.52E+00	.38E-01	.37E-01	.45E-01	53E-01	.48E-01
928	541	344	136	62	26	10	12	1	2	1	1	1	0	1	.61E+00	.42E-01	41E-01	.50E-01	58E-01	.53E-01
1133	769	395	151	90	50	29	6	1	1	0	0	0	0	0	.68E+00	.52E-01	.51E-01	.62E-01	73E-01	.67E-01
1070	613	340	96	44	22	6	2	0	1	0	3	0	0	0	.43E+00	.35E-01	35E-01	.43E-01	50E-01	.46E-01
1239	705	378	131	73	34	11	4	2	2	2	1	0	0	0	.59E+00	.45E-01	45E-01	.55E-01	64E-01	58E-01
1047	604	274	93	30	11	4	3	0	0	0	0	0	0	0	.30E+00	.29E-01	28E-01	.36E-01	42E-01	38E-01

26 DAY 6 MONTH 79 20: 9:20 PROBE RANGE 100 FRAME NUMBER 303

MEAN CHANNEL DIAMETER IN MICROMETERS															GM PER CUBIC	WAVELENGTH IN MICROMETERS				
4.0	8.0	12.0	16.0	20.0	24.0	28.0	32.0	36.0	40.0	44.0	48.0	52.0	56.0	60.0	METER	.550	1.06	3.80	9.35	10.6
																EXTINCTION IN RECIPROCAL METERS				
979	552	266	91	22	15	6	7	1	0	0	0	0	0	0	.32E+00	.29E-01	28E-01	.35E-01	41E-01	.37E-01
1016	564	291	76	45	14	9	3	4	1	0	0	0	1	0	.40E+00	.32E-01	.32E-01	.39E-01	46E-01	.41E-01
1035	534	232	66	33	19	5	10	1	1	1	0		0	0	.36E+00	.29E-01	29E-01	.35E-01	41E-01	.37E-01
970	526	290	90	40	17	12	5	2	0	1	0		1	0	.44E+00	.33E-01	.33E-01	.40E-01	47E-01	42E-01
1022	515	208	95	35	14	6	3	3	1	1	2	1	0	1	.44E+00	39E-01	39E-01	37E-01	45E-01	3E5-01
997	426	215	73	12	110	1v7	104	101	1v2	1v1	1v1	1v1	.v1	101						
1026	605	340	151	100	58	42	22	15	6	4	3	2	1	0	.12E+01	.64E-01	64E-01	.75E-01	87E-01	2vE-01
1050	658	379	171	99	52	29	23	9	4	1	2	1	0	1	.99E+00	.61E-01	.60E-01	.71E-01	83E-01	7vE-01
1121	748	396	175	91	58	28	14	9	4	2	1	1	0	0	.91E+00	.60E-01	59E-01	.71E-01	.83E-01	7v6-01
1223	751	428	177	96	47	33	9	1	2	2	1	1	0	0	.82E+00	.58E-01	57E-01	69E-01	80E-01	7vE-01

26 DAY 6 MONTH 79 20: 9:30 PROBE RANGE 100 FRAME NUMBER 304

MEAN CHANNEL DIAMETER IN MICROMETERS															GM PER CUBIC	WAVELENGTH IN MICROMETERS				
4.0	8.0	12.0	16.0	20.0	24.0	28.0	32.0	36.0	40.0	44.0	48.0	52.0	56.0	60.0	METER	.550	1.06	3.80	9.35	10.6
																EXTINCTION IN RECIPROCAL METERS				
1208	735	391	152	58	46	10	5	1	0	1	1	1	0	1	.63E+00	.47E-01	46E-01	.57E-01	67E-01	.61E-01
1270	709	433	180	77	43	23	7	6	1	3	0	0	1	1	.80E+00	55E-01	55E-01	66E-01	77E-01	7v-01
1238	675	345	119	50	19	17	6	1	3	0	0	2	1	0	.57E+00	.42E-01	41E-01	.51E-01	59E-01	57E-01
1335	796	376	133	55	22	6	7	4	2	0	0	0	1	0	.54E+00	.44E-01	44E-01	53E-01	62E-01	57E-01
1287	620	276	67	24	16	6	2	2	0	0	0	1	0	0	.33E+00	.30E-01	29E-01	.37E-01	43E-01	38E-01
1037	599	249	80	21	13	1	2	1	0	0	0	1	0	0	.29E+00	.27E-01	26E-01	.33E-01	39E-01	35E-01
1137	535	263	73	35	11	4	3	0	0	0	1	0	0	0	.30E+00	.28E-01	27E-01	.35E-01	40E-01	3vE-01
1155	732	361	131	57	12	4	1	2	0	0	0	0	0	0	.40E+00	38E-01	37E-01	.46E-01	54E-01	49E-01
1248	823	393	144	67	20	13	1	3	0	1	0	0	1	1	.58E+00	.46E-01	.45E-01	.56E-01	65E-01	.59E-01
1029	606	314	116	47	20	12	6	1	3	2	1	101	101	102						

26 DAY 6 MONTH 79 20: 9:40 PROBE RANGE 100 FRAME NUMBER 305

MEAN CHANNEL DIAMETER IN MICROMETERS																GM PER CUBIC	WAVELENGTH IN MICROMETERS				
4.0	8.0	12.0	16.0	20.0	24.0	28.0	32.0	36.0	40.0	44.0	48	52	56	60		METER	.550	1.06	3.80	9.35	10.6
																	EXTINCTION IN RECIPROCAL METERS				
1014	631	339	124	54	29	21	11	4	2	2	1	1	0	0		.64E+00	.44E-01	.44E-01	.53E-01	.82E-01	.96E-01
1079	605	312	118	53	36	17	7	5	2	0	1	0	1	0		.59E+00	.42E-01	.41E-01	.50E-01	.78E-01	.93E-01
1182	714	371	139	66	28	17	6	2	1	1	0	0	0	0		.65E+00	.46E-01	.45E-01	.55E-01	.84E-01	.99E-01
1100	713	427	181	73	30	14	4	5	0	1	1	1	0	1		.68E+00	.50E-01	.49E-01	.60E-01	.90E-01	.10E+00
1279	839	472	191	84	34	9	3	3	1	0	0	0	0	0		.66E+00	.53E-01	.52E-01	.64E-01	.96E-01	.11E+00
1309	924	562	227	83	35	16	5	2	1	0	1	0	0	0		.72E+00	.60E-01	.59E-01	.72E-01	.84E-01	.12E+00
1404	921	472	228	66	31	11	4	0	0	0	2	1	1	0		.69E+00	.55E-01	.54E-01	.66E-01	.98E-01	.12E+00
1554	1030	591	256	127	50	20	3	4	5	2	0	0	0	0		.93E+00	.72E-01	.71E-01	.86E-01	.10E+00	.17E+00
1523	1097	617	268	94	38	17	8	4	0	1	0	1	0	0		.85E+00	.69E-01	.67E-01	.83E-01	.97E-01	.16E+00
1445	892	494	155	69	29	11	3	1	0	1	3	0	0	0		.62E+00	.52E-01	.51E-01	.63E-01	.74E-01	.12E+00

26 DAY 6 MONTH 79 20: 9:50 PROBE RANGE 100 FRAME NUMBER 306

MEAN CHANNEL DIAMETER IN MICROMETERS																GM PER CUBIC	WAVELENGTH IN MICROMETERS				
4.0	8.0	12.0	16.0	20.0	24.0	28.0	32.0	36.0	40.0	44.0	48.0	52.0	56.0	60.0		METER	.550	1.06	3.80	9.35	10.6
																	EXTINCTION IN RECIPROCAL METERS				
1413	832	451	167	49	25	7	0	3	0	0	0	1	0	0		.52E+00	.46E-01	.45E-01	.57E-01	.66E-01	.60E-01
1409	979	490	166	61	25	9	5	1	0	0	0	1	1	0		.60E+00	.52E-01	.50E-01	.63E-01	.74E-01	.67E-01
1343	906	464	189	78	32	14	7	2	1	1	1	0	0	0		.67E+00	.54E-01	.53E-01	.65E-01	.77E-01	.71E-01
1353	827	440	157	65	24	7	2	2	0	2	2	0	0	0		.57E+00	.48E-01	.47E-01	.58E-01	.68E-01	.62E-01
1358	989	595	254	117	42	19	6	3	0	0	1	1	0	1		.89E+00	.68E-01	.67E-01	.82E-01	.96E-01	.89E-01
1285	858	384	138	50	14	5	2	4	0	0	0	0	0	0		.45E+00	.42E-01	.41E-01	.51E-01	.60E-01	.56E-01
1200	711	321	103	35	17	7	3	2	1	1	0	0	0	1		.43E+00	.36E-01	.35E-01	.44E-01	.52E-01	.47E-01
1061	662	269	83	22	11	1	1	2	1	0	1	0	0	0		.31E+00	.29E-01	.28E-01	.35E-01	.42E-01	.38E-01
1095	542	255	104	35	28	6	2	2	0	1	0	0	0	1		.41E+00	.32E-01	.32E-01	.39E-01	.46E-01	.41E-01
1065	579	259	108	41	19	9	8	3	2	0	0	0	0	0		.42E+00	.34E-01	.33E-01	.41E-01	.48E-01	.43E-01

26 DAY 6 MONTH 79 20:10: 0 PROBE RANGE 100 FRAME NUMBER 307

MEAN CHANNEL DIAMETER IN MICROMETERS																GM PER CUBIC	WAVELENGTH IN MICROMETERS				
4.0	8.0	12.0	16.0	20.0	24.0	28.0	32.0	36.0	40.0	44.0	48.0	52.0	56.0	60.0		METER	.550	1.06	3.80	9.35	10.6
																	EXTINCTION IN RECIPROCAL METERS				
875	420	178	79	41	22	10	7	3	0	1	0	0	0	0		.36E+00	.27E-01	.27E-01	.33E-01	.39E-01	.34E-01
1047	498	209	76	27	7	5	0	0	1	1	0	0	0	0		.26E+00	.24E-01	.24E-01	.30E-01	.35E-01	.31E-01
1224	698	334	128	58	24	7	8	2	3	0	0	1	2	0		.58E+00	.43E-01	.42E-01	.51E-01	.69E-01	.54E-01
1055	595	303	119	60	23	13	3	2	0	0	1	0	0	1		.49E+00	.38E-01	.37E-01	.46E-01	.53E-01	.48E-01
1029	565	264	100	28	12	8	4	1	1	1	0	0	0	0		.35E+00	.30E-01	.29E-01	.37E-01	.43E-01	.39E-01
947	546	244	88	33	14	5	4	0	3	0	1	0	0	0		.35E+00	.29E-01	.28E-01	.35E-01	.41E-01	.37E-01
941	531	248	30	32	13	4	3	1	0	0	0	0	0	0		.29E+00	.27E-01	.26E-01	.33E-01	.39E-01	.35E-01
994	593	292	97	43	17	3	3	1	1	0	0	0	0	0		.35E+00	.31E-01	.31E-01	.38E-01	.45E-01	.41E-01
913	503	252	84	25	5	5	0	0	0	0	0	0	0	0		.24E+00	.25E-01	.24E-01	.30E-01	.35E-01	.32E-01
868	426	213	54	19	5	1	0	0	1	1	0	1	0	0		.23E+00	.21E-01	.20E-01	.26E-01	.30E-01	.27E-01

26 DAY 6 MONTH 79 20:10:10 PROBE RANGE 100 FRAME NUMBER 308

MEAN CHANNEL DIAMETER IN MICROMETERS																GM PER CUBIC	WAVELENGTH IN MICROMETERS				
4.0	8.0	12.0	16.0	20.0	24.0	28.0	32.0	36.0	40.0	44.0	48.0	52.0	56.0	60.0		METER	.550	1.06	3.80	9.35	10.6
																	EXTINCTION IN RECIPROCAL METERS				
928	494	230	60	18	9	3	1	2	0	0	0	0	0	0		.23E+00	.23E-01	.22E-01	.29E-01	.33E-01	.30E-01
1020	553	254	77	31	6	8	3	0	1	0	0	0	0	0		.29E+00	.27E-01	.27E-01	.34E-01	.39E-01	.35E-01
909	491	289	95	26	9	8	3	1	0	0	0	0	0	0		.30E+00	.28E-01	.27E-01	.34E-01	.40E-01	.36E-01
1049	562	287	108	39	10	8	2	1	3	0	0	0	0	1		.40E+00	.32E-01	.32E-01	.40E-01	.46E-01	.42E-01
828	440	191	69	22	7	2	2	0	0	0	0	0	0	0		.21E+00	.21E-01	.20E-01	.26E-01	.30E-01	.27E-01
861	458	235	69	23	8	2	0	1	0	1	0	0	1	0		.27E+00	.23E-01	.23E-01	.29E-01	.34E-01	.30E-01
910	428	192	54	14	12	3	0	2	0	0	0	0	1	0		.24E+00	.21E-01	.20E-01	.26E-01	.30E-01	.27E-01
673	341	134	41	15	3	2	1	0	0	0	0	0	0	0		.14E+00	.15E-01	.14E-01	.18E-01	.21E-01	.19E-01
616	344	126	49	23	6	4	0	0	0	0	0	1	0	0		.19E+00	.16E-01	.16E-01	.20E-01	.23E-01	.21E-01
645	326	131	40	9	5	2	1	1	0	0	0	0	0	0		.14E+00	.14E-01	.14E-01	.18E-01	.21E-01	.18E-01

26 DAY 6 MONTH 79 20:10:20 PROBE RANGE 100 FRAME NUMBER 309

MEAN CHANNEL DIAMETER IN MICROMETERS															GM PER CUBIC METER	WAVELENGTH IN MICROMETERS				
4.0	8.0	12.0	16.0	20.0	24.0	28.0	32.0	36.0	40.0	44.0	48.0	52.0	56.0	60.0		.550	1.06	3.80	9.35	10.6
																EXTINCTION IN RECIPROCAL METERS				
497	182	75	19	12	3	0	0	0	0	0	0	0	0	0	.77E-01	.85E-02	.83E-02	.11E-01	.12E-01	.11E-01
316	112	41	7	3	0	0	1	0	0	0	0	0	0	0	.38E-01	.45E-02	.44E-02	.59E-02	.65E-02	.56E-02
310	129	31	13	0	2	2	0	0	0	0	0	0	0	0	.43E-01	.48E-02	.47E-02	.61E-02	.71E-02	.60E-02
261	116	30	4	3	1	0	0	0	0	0	0	0	0	0	.30E-01	.38E-02	.37E-02	.50E-02	.57E-02	.48E-02
273	127	36	12	1	2	0	0	0	0	0	0	0	0	0	.38E-01	.45E-02	.44E-02	.57E-02	.67E-02	.58E-02
242	67	38	6	1	0	0	0	0	0	0	0	0	0	0	.24E-01	.32E-02	.31E-02	.42E-02	.47E-02	.39E-02
251	120	41	10	2	4	0	0	0	0	0	0	0	0	0	.42E-01	.47E-02	.46E-02	.59E-02	.69E-02	.60E-02
209	75	25	10	2	0	1	0	0	0	0	0	0	0	0	.29E-01	.32E-02	.32E-02	.41E-02	.47E-02	.40E-02
230	88	26	2	2	0	0	0	0	0	0	0	0	0	0	.22E-01	.30E-02	.29E-02	.40E-02	.45E-02	.37E-02
195	85	24	10	3	2	1	1	0	0	0	0	0	0	0	.40E-01	.38E-02	.37E-02	.47E-02	.55E-02	.47E-02

26 DAY 6 MONTH 79 20:10:30 PROBE RANGE 100 FRAME NUMBER 310

MEAN CHANNEL DIAMETER IN MICROMETERS															GM PER CUBIC METER	WAVELENGTH IN MICROMETERS				
4.0	8.0	12.0	16.0	20.0	24.0	28.0	32.0	36.0	40.0	44.0	48.0	52.0	56.0	60.0		.550	1.06	3.80	9.35	10.6
																EXTINCTION IN RECIPROCAL METERS				
182	64	26	10	2	1	0	0	0	0	0	0	0	0	0	.26E-01	.30E-02	.29E-02	.38E-02	.44E-02	.37E-02
214	86	46	7	4	1	2	0	0	0	0	0	0	0	0	.42E-01	.43E-02	.42E-02	.55E-02	.62E-02	.54E-02
222	114	35	12	9	4	3	2	1	0	0	0	0	0	0	.80E-01	.61E-02	.61E-02	.75E-02	.87E-02	.77E-02
246	108	36	15	9	4	1	0	0	0	0	0	0	0	0	.57E-01	.54E-02	.53E-02	.66E-02	.77E-02	.67E-02
244	105	45	15	6	2	2	0	2	0	0	0	0	0	0	.69E-01	.58E-02	.57E-02	.72E-02	.82E-02	.73E-02
225	86	35	4	3	1	1	1	0	0	1	0	0	0	0	.51E-01	.42E-02	.41E-02	.53E-02	.60E-02	.52E-02
189	88	34	10	5	1	3	1	0	0	0	0	0	0	0	.51E-01	.44E-02	.44E-02	.55E-02	.64E-02	.56E-02
242	99	33	8	4	2	1	0	0	0	0	0	0	0	0	.39E-01	.42E-02	.41E-02	.53E-02	.61E-02	.52E-02
239	91	40	6	2	2	1	0	0	0	0	0	0	0	0	.36E-01	.40E-02	.39E-02	.52E-02	.58E-02	.50E-02
224	77	34	8	6	2	0	0	0	0	0	0	0	0	0	.36E-01	.38E-02	.38E-02	.49E-02	.56E-02	.48E-02

26 DAY 6 MONTH 79 20:10:40 PROBE RANGE 100 FRAME NUMBER 311

MEAN CHANNEL DIAMETER IN MICROMETERS															GM PER CUBIC METER	WAVELENGTH IN MICROMETERS				
4.0	8.0	12.0	16.0	20.0	24.0	28.0	32.0	36.0	40.0	44.0	48.0	52.0	56.0	60.0		.550	1.06	3.80	9.35	10.6
																EXTINCTION IN RECIPROCAL METERS				
175	76	32	6	4	3	1	1	0	0	0	0	0	0	0	.42E-01	.38E-02	.38E-02	.48E-02	.55E-02	.48E-02
167	67	21	8	1	1	1	0	0	0	0	0	0	0	0	.26E-01	.28E-02	.27E-02	.35E-02	.41E-02	.35E-02
149	65	27	7	5	3	0	1	0	0	0	0	0	0	0	.38E-01	.34E-02	.34E-02	.42E-02	.49E-02	.43E-02
148	67	21	5	3	2	0	0	0	0	0	0	0	0	0	.25E-01	.27E-02	.26E-02	.34E-02	.39E-02	.34E-02
113	51	12	8	2	0	0	0	0	0	0	0	0	0	0	.17E-01	.20E-02	.19E-02	.24E-02	.28E-02	.25E-02
132	45	18	5	1	0	0	0	0	0	0	0	0	0	0	.15E-01	.19E-02	.18E-02	.25E-02	.28E-02	.23E-02
115	49	13	9	1	0	1	0	0	0	0	0	0	0	0	.20E-01	.21E-02	.20E-02	.26E-02	.31E-02	.26E-02
101	48	19	5	2	0	0	0	0	0	0	0	0	0	0	.17E-01	.19E-02	.19E-02	.25E-02	.28E-02	.25E-02
102	25	8	1	0	0	0	0	0	0	0	0	0	0	0	.61E-02	.95E-03	.94E-03	.13E-02	.14E-02	.11E-02
87	43	10	5	1	2	0	0	0	0	0	0	0	0	0	.17E-01	.17E-02	.17E-02	.21E-02	.25E-02	.21E-02

26 DAY 6 MONTH 79 20:10:50 PROBE RANGE 100 FRAME NUMBER 312

MEAN CHANNEL DIAMETER IN MICROMETERS															GM PER CUBIC METER	WAVELENGTH IN MICROMETERS				
4.0	8.0	12.0	16.0	20.0	24.0	28.0	32.0	36.0	40.0	44.0	48.0	52.0	56.0	60.0		.550	1.06	3.80	9.35	10.6
																EXTINCTION IN RECIPROCAL METERS				
83	22	13	3	0	1	0	0	0	0	0	0	0	0	0	.11E-01	.12E-02	.12E-02	.16E-02	.18E-02	.15E-02
72	34	10	3	2	0	0	0	0	0	0	0	0	0	0	.11E-01	.13E-02	.13E-02	.16E-02	.19E-02	.16E-02
69	24	9	1	3	0	0	1	0	0	0	0	0	0	0	.15E-01	.13E-02	.13E-02	.16E-02	.19E-02	.16E-02
67	18	10	3	0	0	0	0	0	0	0	0	0	0	0	.71E-02	.90E-03	.89E-03	.12E-02	.13E-02	.11E-02
76	24	10	1	1	0	0	0	1	0	0	0	0	0	0	.15E-01	.12E-02	.12E-02	.16E-02	.18E-02	.15E-02
70	20	7	4	2	0	0	0	0	0	0	0	0	0	0	.97E-02	.11E-02	.10E-02	.14E-02	.15E-02	.13E-02
61	18	6	1	0	0	0	0	0	0	0	0	0	0	0	.45E-02	.66E-03	.65E-03	.89E-03	.10E-02	.89E-03
66	22	6	2	2	0	0	0	0	0	0	0	0	0	0	.82E-02	.94E-03	.93E-03	.12E-02	.14E-02	.11E-02
53	24	2	1	0	0	0	0	0	0	0	0	0	0	0	.38E-02	.60E-03	.59E-03	.78E-03	.91E-03	.73E-03
63	17	7	3	0	0	0	0	0	0	0	0	0	0	0	.61E-02	.79E-03	.78E-03	.10E-02	.12E-02	.96E-03

26 DAY 6 MONTH 79 20:11: 0 PROBE RANGE 100 FRAME NUMBER 313

MEAN CHANNEL DIAMETER IN MICROMETERS															GM PER CUBIC	WAVELENGTH IN MICROMETERS				
4.0	8.0	12.0	16.0	20.0	24.0	28.0	32.0	36.0	40.0	44.0	48.0	52.0	56.0	60.0	METER	.550	1.06	3.80	9.35	10.6
																EXTINCTION IN RECIPROCAL METERS				
61	15	15	4	0	0	0	0	0	0	0	0	0	0	0	.89E-02	.10E-02	.10E-02	.14E-02	.15E-02	.13E-02
47	15	3	2	2	0	0	0	0	1	0	0	0	0	0	.17E-01	.10E-02	.10E-02	.12E-02	.14E-02	.12E-02
48	9	6	3	0	0	0	0	1	0	0	0	0	0	0	.13E-01	.86E-03	.86E-03	.11E-02	.12E-02	.10E-02
48	17	8	1	0	0	0	0	0	0	0	0	0	0	0	.49E-02	.67E-03	.65E-03	.88E-03	.99E-03	.84E-03
54	13	6	2	1	0	0	0	0	0	0	0	0	0	0	.60E-02	.71E-03	.70E-03	.92E-03	.10E-02	.85E-03
38	17	3	0	1	1	0	0	0	0	0	0	0	0	0	.63E-02	.63E-03	.62E-03	.79E-03	.91E-03	.78E-03
34	13	6	1	1	0	0	0	0	0	0	0	0	0	0	.51E-02	.59E-03	.58E-03	.76E-03	.86E-03	.74E-03
40	10	4	0	0	0	0	0	0	0	0	0	0	0	0	.24E-02	.38E-03	.38E-03	.53E-03	.63E-03	.45E-03
51	16	6	0	0	0	0	0	0	0	0	0	0	0	0	.36E-02	.55E-03	.55E-03	.76E-03	.84E-03	.68E-03
37	10	1	2	0	1	0	0	0	0	0	0	0	0	0	.51E-02	.50E-03	.49E-03	.61E-03	.72E-03	.58E-03

26 DAY 6 MONTH 79 20:11:10 PROBE RANGE 100 FRAME NUMBER 314

MEAN CHANNEL DIAMETER IN MICROMETERS															GM PER CUBIC	WAVELENGTH IN MICROMETERS				
4.0	8.0	12.0	16.0	20.0	24.0	28.0	32.0	36.0	40.0	44.0	48.0	52.0	56.0	60.0	METER	.550	1.06	3.80	9.35	10.6
																EXTINCTION IN RECIPROCAL METERS				
41	15	6	1	1	0	0	0	0	0	0	0	0	0	0	.54E-02	.64E-03	.63E-03	.83E-03	.94E-03	.80E-03
38	7	3	0	0	0	0	0	0	0	0	0	0	0	0	.18E-02	.31E-03	.30E-03	.43E-03	.46E-03	.34E-03
45	19	9	1	1	0	0	0	0	0	0	0	0	0	0	.66E-02	.79E-03	.77E-03	.10E-02	.12E-02	.10E-02
49	20	6	1	1	0	0	0	0	0	0	0	0	0	0	.59E-02	.73E-03	.71E-03	.95E-03	.11E-02	.91E-03
50	20	4	2	4	0	0	0	0	0	0	0	0	0	0	.10E-01	.96E-03	.95E-03	.12E-02	.14E-02	.12E-02
36	21	4	2	0	1	0	0	1	0	0	0	0	0	0	.15E-01	.98E-03	.97E-03	.12E-02	.14E-02	.12E-02
44	28	2	1	1	0	0	0	0	0	0	0	0	0	0	.54E-02	.70E-03	.68E-03	.88E-03	.10E-02	.89E-03
25	11	2	1	0	0	0	0	0	0	0	0	0	0	0	.24E-02	.34E-03	.33E-03	.43E-03	.50E-03	.42E-03
29	8	3	0	0	0	0	0	0	0	0	0	0	0	0	.18E-02	.29E-03	.28E-03	.40E-03	.44E-03	.35E-03
31	12	6	2	0	0	0	0	0	0	0	0	0	0	0	.44E-02	.54E-03	.52E-03	.69E-03	.79E-03	.69E-03

26 DAY 6 MONTH 79 20:11:20 PROBE RANGE 100 FRAME NUMBER 315

MEAN CHANNEL DIAMETER IN MICROMETERS															GM PER CUBIC	WAVELENGTH IN MICROMETERS				
4.0	8.0	12.0	16.0	20.0	24.0	28.0	32.0	36.0	40.0	44.0	48.0	52.0	56.0	60.0	METER	.550	1.06	3.80	9.35	10.6
																EXTINCTION IN RECIPROCAL METERS				
23	11	6	1	1	0	0	0	0	0	0	0	0	0	0	.49E-02	.52E-03	.51E-03	.67E-03	.76E-03	.68E-03
28	14	9	0	0	0	0	0	0	0	0	0	0	0	0	.40E-02	.54E-03	.52E-03	.72E-03	.80E-03	.72E-03
19	9	2	2	1	0	0	0	0	0	0	0	0	0	0	.42E-02	.42E-03	.41E-03	.51E-03	.61E-03	.53E-03
25	13	7	2	0	0	0	0	0	0	0	0	0	0	0	.47E-02	.56E-03	.54E-03	.71E-03	.82E-03	.74E-03
28	7	3	2	0	0	0	0	0	0	0	0	0	0	0	.31E-02	.37E-03	.37E-03	.48E-03	.55E-03	.45E-03
25	11	4	1	2	0	0	0	0	0	0	0	0	0	0	.56E-02	.55E-03	.54E-03	.70E-03	.80E-03	.69E-03
21	13	3	0	1	0	0	0	0	0	0	0	0	0	0	.35E-02	.41E-03	.40E-03	.52E-03	.60E-03	.50E-03
19	9	2	2	0	0	0	0	0	0	0	0	0	0	0	.29E-02	.34E-03	.33E-03	.42E-03	.50E-03	.43E-03
23	7	4	2	0	0	0	0	0	0	0	0	0	0	0	.33E-02	.39E-03	.38E-03	.49E-03	.57E-03	.48E-03
18	6	3	1	0	0	0	0	0	0	0	0	0	0	0	.22E-02	.28E-03	.27E-03	.36E-03	.41E-03	.35E-03

26 DAY 6 MONTH 79 20:11:30 PROBE RANGE 100 FRAME NUMBER 316

MEAN CHANNEL DIAMETER IN MICROMETERS															GM PER CUBIC	WAVELENGTH IN MICROMETERS				
4.0	8.0	12.0	16.0	20.0	24.0	28.0	32.0	36.0	40.0	44.0	48.0	52.0	56.0	60.0	METER	.550	1.06	3.80	9.35	10.6
																EXTINCTION IN RECIPROCAL METERS				
25	5	3	0	1	0	0	0	0	0	0	0	0	0	0	.29E-02	.31E-03	.31E-03	.43E-03	.46E-03	.37E-03
12	5	3	2	0	0	1	0	0	0	0	0	0	0	0	.64E-02	.45E-03	.44E-03	.54E-03	.62E-03	.56E-03
14	5	2	2	0	0	0	0	0	0	0	0	0	0	0	.25E-02	.27E-03	.27E-03	.33E-03	.39E-03	.34E-03
12	6	4	0	0	0	1	0	0	0	0	0	0	0	0	.54E-02	.39E-03	.39E-03	.50E-03	.54E-03	.50E-03
9	5	2	1	0	0	0	0	0	0	0	0	0	0	0	.18E-02	.20E-03	.20E-03	.25E-03	.30E-03	.27E-03
14	2	0	0	0	0	0	0	0	0	0	0	0	0	0	.32E-03	.73E-04	.74E-04	.11E-03	.11E-03	.68E-04
20	5	4	1	0	0	0	0	0	0	0	0	0	0	0	.24E-02	.30E-03	.29E-03	.39E-03	.44E-03	.37E-03
24	17	3	0	0	0	0	0	0	0	0	0	0	0	0	.25E-02	.39E-03	.38E-03	.50E-03	.59E-03	.52E-03
15	8	6	3	0	1	0	0	0	0	0	0	0	0	0	.63E-02	.60E-03	.58E-03	.78E-03	.84E-03	.78E-03
19	10	5	3	0	0	0	0	0	0	0	0	0	0	0	.45E-02	.49E-03	.48E-03	.60E-03	.72E-03	.64E-03

27 DAY 6 MONTH 79 20:45:40 PROBE RANGE 100 FRAME NUMBER 245

MEAN CHANNEL DIAMETER IN MICROMETERS															GM PER CUBIC METER	WAVELENGTH IN MICROMETERS .550	1.06	3.80	9.35	10.6
4.0	8.0	12.0	16.0	20.0	24.0	28.0	32.0	36.0	40.0	44.0	48.0	52.0	56.0	60.0		EXTINCTION IN RECIPROCAL METERS				
5	3	2	1	0	1	0	0	0	0	0	0	0	0	0	.38E-02	.28E-03	.27E-03	.32E-03	.39E-03	.36E-03
7	3	4	1	0	2	0	0	0	0	0	0	0	0	0	.67E-02	.46E-03	.45E-03	.52E-03	.63E-03	.5EE-03
8	4	4	1	0	0	0	0	0	0	0	0	0	0	0	.22E-02	.25E-03	.24E-03	.31E-03	.36E-03	.33E-03
9	2	0	0	0	1	0	0	2	0	0	0	1	0	0	.41E-01	.12E-02	.12E-02	.14E-02	.15E-02	.14E-02
3	0	0	1	1	0	0	0	0	0	0	1	0	0	0	.20E-01	.59E-03	.60E-03	.61E-03	.73E-03	.67E-03
4	4	6	1	0	1	0	1	0	0	0	0	0	0	0	.10E-01	.60E-03	.69E-03	.68E-03	.82E-03	.78E-03
9	2	2	0	0	0	0	0	0	0	0	0	0	0	0	.83E-03	.11E-03	.11E-03	.16E-03	.17E-03	.14E-03
4	2	4	2	0	0	1	1	0	0	0	0	0	0	0	.12E-01	.61E-03	.62E-03	.69E-03	.81E-03	.76E-03
7	4	6	1	0	0	0	0	0	0	0	0	0	0	0	.28E-02	.30E-03	.29E-03	.38E-03	.44E-03	.41E-03
6	2	0	0	1	0	0	1	0	0	0	0	0	0	0	.69E-02	.33E-03	.33E-03	.36E-03	.43E-03	.38E-03

27 DAY 6 MONTH 79 20:45:50 PROBE RANGE $$$$ FRAME NUMBER 246

MEAN CHANNEL DIAMETER IN MICROMETERS															GM PER CUBIC METER	WAVELENGTH IN MICROMETERS .550	1.06	3.80	9.35	10.6
4.0	8.0	12.0	16.0	20.0	24.0	28.0	32.0	36.0	40.0	44.0	48.0	52.0	56.0	60.0		EXTINCTION IN RECIPROCAL METERS				
16665	16665	16665	16665	16665	16665	16665	16665	16665	16665	16665	16665	16665	16665	16665						
6	2	6	0	0	1	0	0	0	0	0	1	0	0	1	.58E-01	.15E-02	.15E-02	.16E-02	.18E-02	.17E-02
6	2	2	0	2	0	0	1	1	0	0	0	0	0	0	.16E-01	.71E-03	.73E-03	.82E-03	.93E-03	.85E-03
5	1	2	2	1	0	0	0	1	0	0	0	0	0	0	.11E-01	.52E-03	.53E-03	.60E-03	.69E-03	.63E-03
5	2	1	1	2	0	1	0	0	0	0	0	0	0	0	.74E-02	.43E-03	.43E-03	.52E-03	.58E-03	.53E-03
7	2	4	2	1	0	1	2	0	1	2	204	810	1010	1018						
667	452	187	63	33	11	9	3	3	1	0	0	1	0	0	.31E+00	.24E-01	.24E-01	.29E-01	.34E-01	.31E-01
1258	1080	626	362	175	58	27	14	4	2	4	0	0	0	0	.12E+01	.85E-01	.84E-01	.10E+00	.12E+00	.11E+00
1665	1771	1253	744	258	120	38	9	6	5	6	3	0	2	0	.21E+01	.15E+00	.15E+00	.18E+00	.21E+00	.20E+00
1935	1576	946	458	204	62	17	7	2	1	5	3	0	0	1	.14E+01	.11E+00	.11E+00	.13E+00	.15E+00	.14E+00

27 DAY 6 MONTH 79 20:46: 0 PROBE RANGE 100 FRAME NUMBER 247

MEAN CHANNEL DIAMETER IN MICROMETERS															GM PER CUBIC METER	WAVELENGTH IN MICROMETERS .550	1.06	3.80	9.35	10.6
4.0	8.0	12.0	16.0	20.0	24.0	28.0	32.0	36.0	40.0	44.0	48.0	52.0	56.0	60.0		EXTINCTION IN RECIPROCAL METERS				
1666	1036	489	198	80	24	9	3	0	2	1	0	0	0	0	.62E+00	.55E-01	.54E-01	.67E-01	.79E-01	.72E-01
1268	763	304	108	39	6	3	3	2	1	1	0	0	0	0	.37E+00	.35E-01	.34E-01	.43E-01	.50E-01	.45E-01
1083	572	219	53	20	6	2	0	202	202	204	202	202	204	203						
888	459	139	48	20	5	3	0	1	0	0	1	0	0	0	.19E+00	.19E-01	.18E-01	.23E-01	.27E-01	.24E-01
517	232	61	21	13	0	2	0	0	0	1	0	0	0	0	.10E+00	.99E-02	.97E-02	.13E-01	.14E-01	.12E-01
598	263	80	18	9	2	1	1	0	0	0	0	0	0	0	.89E-01	.10E-01	.98E-02	.13E-01	.15E-01	.13E-01
455	170	54	17	4	1	1	0	1	0	0	0	1	0	0	.88E-01	.75E-02	.74E-02	.96E-02	.11E-01	.93E-02
318	125	36	15	4	0	0	1	0	0	0	0	0	0	0	.45E-01	.50E-02	.49E-02	.64E-02	.74E-02	.62E-02
226	87	31	5	3	0	2	0	0	0	0	0	0	0	0	.33E-01	.36E-02	.35E-02	.47E-02	.53E-02	.45E-02
320	116	33	19	3	2	0	0	0	0	0	0	0	0	0	.44E-01	.50E-02	.49E-02	.63E-02	.73E-02	.61E-02

27 DAY 6 MONTH 79 20:46:10 PROBE RANGE 100 FRAME NUMBER 248

MEAN CHANNEL DIAMETER IN MICROMETERS															GM PER CUBIC METER	WAVELENGTH IN MICROMETERS .550	1.06	3.80	9.35	10.6
4.0	8.0	12.0	16.0	20.0	24.0	28.0	32.0	36.0	40.0	44.0	48.0	52.0	56.0	60.0		EXTINCTION IN RECIPROCAL METERS				
323	105	40	6	3	3	0	1	0	1	1	0	0	0	1	.10E+00	.61E-02	.60E-02	.75E-02	.85E-02	.77E-02
242	85	34	14	0	1	3	1	1	0	0	0	0	0	0	.55E-01	.46E-02	.46E-02	.58E-02	.67E-02	.57E-02
145	51	15	6	1	1	0	0	0	0	0	0	0	0	0	.18E-01	.21E-02	.20E-02	.27E-02	.31E-02	.26E-02
172	70	25	7	0	2	4	1	0	0	1	0	0	0	0	.58E-01	.40E-02	.40E-02	.49E-02	.56E-02	.49E-02
240	85	29	7	2	0	0	0	0	1	1	0	0	0	0	.50E-01	.40E-02	.39E-02	.50E-02	.57E-02	.48E-02
275	80	35	3	2	1	0	1	1	0	0	0	0	0	0	.40E-01	.39E-02	.38E-02	.50E-02	.56E-02	.47E-02
146	55	14	2	3	1	0	1	0	0	0	0	0	0	0	.23E-01	.23E-02	.22E-02	.29E-02	.33E-02	.28E-02
101	32	13	5	3	1	0	0	0	0	0	0	0	0	0	.17E-01	.17E-02	.17E-02	.22E-02	.25E-02	.21E-02
160	61	19	1	1	1	0	0	0	0	0	0	0	0	0	.16E-01	.21E-02	.21E-02	.28E-02	.32E-02	.24E-02
196	70	35	12	5	3	2	1	0	1	0	0	0	0	0	.63E-01	.48E-02	.47E-02	.58E-02	.67E-02	.59E-02

27 DAY 6 MONTH 79 20:46:20 PROBE RANGE 100 FRAME NUMBER 249

MEAN CHANNEL DIAMETER IN MICROMETERS															GM PER CUBIC	WAVELENGTH IN MICROMETERS				
4.0	8.0	12.0	16.0	20.0	24.0	28.0	32.0	36.0	40.0	44.0	48.0	52.0	56.0	60.0	METER	.550	1.06	3.80	9.35	10.6
																EXTINCTION IN RECIPROCAL METERS				
103	38	12	7	1	1	1	0	2	0	0	0	0	0	0	.35E-01	.24E-02	.24E-02	.29E-02	.34E-02	.29E-02
85	26	12	3	2	4	1	0	0	0	0	0	0	0	0	.24E-01	.19E-02	.19E-02	.23E-02	.27E-02	.23E-02
101	40	9	7	1	1	0	0	0	0	0	0	0	1	0	.44E-01	.23E-02	.22E-02	.27E-02	.32E-02	.27E-02
81	34	9	3	2	2	0	2	1	0	0	0	0	0	0	.34E-01	.22E-02	.22E-02	.26E-02	.30E-02	.26E-02
109	34	10	6	0	0	1	0	0	0	0	1	0	0	0	.33E-01	.20E-02	.20E-02	.24E-02	.28E-02	.24E-02
131	50	17	6	4	1	0	0	1	0	0	0	0	0	0	.30E-01	.26E-02	.25E-02	.32E-02	.37E-02	.32E-02
103	40	23	7	4	0	0	0	0	0	0	0	0	0	0	.21E-01	.22E-02	.22E-02	.28E-02	.32E-02	.28E-02
151	60	15	6	2	2	0	0	0	0	0	0	0	0	0	.22E-01	.24E-02	.24E-02	.30E-02	.35E-02	.30E-02
119	65	17	4	0	1	0	1	0	1	0	0	0	0	0	.32E-01	.26E-02	.25E-02	.31E-02	.37E-02	.32E-02
96	34	15	3	2	2	0	0	0	0	0	0	0	0	0	.17E-01	.17E-02	.17E-02	.22E-02	.25E-02	.22E-02

27 DAY 6 MONTH 79 20:46:30 PROBE RANGE 100 FRAME NUMBER 250

MEAN CHANNEL DIAMETER IN MICROMETERS															GM PER CUBIC	WAVELENGTH IN MICROMETERS				
4.0	8.0	12.0	16.0	20.0	24.0	28.0	32.0	36.0	40.0	44.0	48.0	52.0	56.0	60.0	METER	.550	1.06	3.80	9.35	10.6
																EXTINCTION IN RECIPROCAL METERS				
74	29	11	6	4	3	1	0	0	0	0	0	0	0	0	.26E-01	.21E-02	.20E-02	.25E-02	.29E-02	.26E-02
64	23	12	6	2	2	0	0	1	0	0	1	0	0	0	.43E-01	.23E-02	.22E-02	.26E-02	.31E-02	.27E-02
24	16	5	3	3	1	1	0	0	0	0	0	0	0	0	.15E-01	.11E-02	.11E-02	.13E-02	.15E-02	.14E-02
32	10	3	1	0	2	0	1	2	0	0	0	0	0	0	.28E-01	.13E-02	.13E-02	.15E-02	.17E-02	.16E-02
37	13	4	2	1	1	0	0	0	0	0	0	0	0	0	.76E-02	.70E-03	.69E-03	.87E-03	.10E-02	.86E-03
30	6	6	3	1	0	0	0	0	1	0	0	0	0	0	.16E-01	.90E-03	.90E-03	.10E-02	.12E-02	.11E-02
36	6	6	2	1	2	0	1	0	1	0	0	0	0	0	.26E-01	.13E-02	.13E-02	.15E-02	.17E-02	.15E-02
37	9	7	5	0	1	0	0	0	0	0	0	0	0	0	.88E-02	.81E-03	.80E-03	.98E-03	.12E-02	.10E-02
38	11	4	6	3	2	0	0	0	0	0	0	0	0	0	.15E-01	.12E-02	.11E-02	.13E-02	.16E-02	.14E-02
36	15	5	2	3	2	1	1	0	1	0	0	0	0	0	.32E-01	.17E-02	.17E-02	.19E-02	.23E-02	.20E-02

27 DAY 6 MONTH 79 20:46:40 PROBE RANGE 100 FRAME NUMBER 251

MEAN CHANNEL DIAMETER IN MICROMETERS															GM PER CUBIC	WAVELENGTH IN MICROMETERS				
4.0	8.0	12.0	16.0	20.0	24.0	28.0	32.0	36.0	40.0	44.0	48.0	52.0	56.0	60.0	METER	.550	1.06	3.80	9.35	10.6
																EXTINCTION IN RECIPROCAL METERS				
36	14	4	2	0	0	1	1	3	1	1	0	0	0	0	.61E-01	.23E-02	.24E-02	.26E-02	.30E-02	.27E-02
56	20	8	8	2	1	1	4	0	0	0	1	0	0	0	.58E-01	.28E-02	.28E-02	.31E-02	.37E-02	.33E-02
67	24	16	9	3	0	1	0	0	1	1	0	0	0	0	.45E-01	.25E-02	.25E-02	.30E-02	.35E-02	.31E-02
44	3	7	2	0	0	1	0	0	0	0	0	0	0	0	.77E-02	.65E-03	.65E-03	.85E-03	.92E-03	.76E-03
27	12	2	4	0	1	0	0	0	0	0	0	0	0	0	.68E-02	.62E-03	.61E-03	.72E-03	.89E-03	.77E-03
11	9	4	0	2	0	0	0	0	0	0	0	0	0	1	.40E-01	.11E-02	.11E-02	.13E-02	.14E-02	.13E-02
43	13	4	2	1	0	2	0	0	0	0	0	0	0	0	.13E-01	.92E-03	.91E-03	.12E-02	.13E-02	.11E-02
23	9	7	1	0	1	1	2	0	1	0	0	0	0	0	.31E-01	.14E-02	.14E-02	.16E-02	.19E-02	.17E-02
15	11	8	1	1	1	0	0	0	1	0	0	0	0	0	.18E-01	.98E-03	.98E-03	.11E-02	.13E-02	.12E-02
39	14	8	3	0	2	0	0	0	0	0	0	0	0	0	.10E-01	.93E-03	.91E-03	.11E-02	.13E-02	.12E-02

27 DAY 6 MONTH 79 20:46:50 PROBE RANGE 100 FRAME NUMBER 252

MEAN CHANNEL DIAMETER IN MICROMETERS															GM PER CUBIC	WAVELENGTH IN MICROMETERS				
4.0	8.0	12.0	16.0	20.0	24.0	28.0	32.0	36.0	40.0	44.0	48.0	52.0	56.0	60.0	METER	.550	1.06	3.80	9.35	10.6
																EXTINCTION IN RECIPROCAL METERS				
26	10	2	1	0	0	1	0	0	0	0	0	0	0	0	60E-02	48E-03	48E-03	.61E-03	68E-03	58E-03
33	10	4	1	0	0	0	0	0	0	0	0	0	0	0	.30E-02	.41E-03	.40E-03	.54E-03	.61E-03	.50E-03
39	10	3	2	5	0	0	0	0	0	0	1	0	1	0	.57E-01	.19E-02	.19E-02	.21E-02	.24E-02	.22E-02
27	11	5	1	1	0	1	0	0	0	0	0	0	0	0	.82E-02	.66E-03	.66E-03	.84E-03	.94E-03	.83E-03
28	9	7	0	1	0	0	0	1	0	0	0	1	0	0	.35E-01	.13E-02	.13E-02	.15E-02	.17E-02	.15E-02
30	10	4	3	4	1	2	1	0	0	0	0	0	0	0	.24E-01	.14E-02	.14E-02	.17E-02	.19E-02	.17E-02
38	3	1	2	1	1	0	0	0	0	0	0	0	0	0	.59E-02	.49E-03	.49E-03	.61E-03	.69E-03	.54E-03
45	12	2	1	0	0	0	1	0	0	0	0	0	0	0	.81E-02	.62E-03	.62E-03	.76E-03	.88E-03	.71E-03
38	16	6	1	1	1	2	1	1	2	0	0	0	0	0	.49E-01	.21E-02	.22E-02	.24E-02	.28E-02	.26E-02
43	19	6	1	0	0	0	0	0	0	0	0	0	0	0	.44E-02	.62E-03	.60E-03	.81E-03	.92E-03	.78E-03

27 DAY 6 MONTH 79 20:47: 0 PROBE RANGE 100 FRAME NUMBER 253

MEAN CHANNEL DIAMETER IN MICROMETERS																GM PER CUBIC	.550	1.06	3.80	9.35	10.6
4.0	8.0	12.0	16.0	20.0	24.0	28.0	32.0	36.0	40.0	44.0	48.0	52.0	56.0	60.0		METER	EXTINCTION IN RECIPROCAL METERS				
33	14	6	3	2	1	2	0	0	0	0	0	0	0	0		.17E-01	.12E-02	.12E-02	.15E-02	.17E-02	.15E-02
34	11	13	2	1	1	0	0	0	0	0	0	0	0	0		.99E-02	.93E-03	.91E-03	.12E-02	.13E-02	.12E-02
42	10	5	3	4	2	2	0	0	1	0	0	0	0	0		.32E-01	.17E-02	.17E-02	.20E-02	.23E-02	.21E-02
41	26	13	3	1	1	1	0	0	0	0	0	0	0	0		.16E-01	.14E-02	.13E-02	.17E-02	.19E-02	.18E-02
52	17	9	2	1	0	1	0	0	0	0	0	0	0	0		.11E-01	.99E-03	.98E-03	.13E-02	.14E-02	.12E-02
38	15	8	4	1	1	0	0	1	0	0	0	0	0	0		.18E-01	.12E-02	.12E-02	.14E-02	.17E-02	.15E-02
28	14	3	5	1	0	0	0	1	0	0	0	0	0	0		.15E-01	.95E-03	.94E-03	.11E-02	.13E-02	.12E-02
42	4	4	3	1	1	0	0	0	0	0	0	0	0	0		.75E-02	.65E-03	.65E-03	.81E-03	.93E-03	.76E-03
43	13	3	3	3	2	0	0	0	0	1	0	0	0	0		.27E-01	.14E-02	.14E-02	.16E-02	.19E-02	.17E-02
44	9	5	2	1	1	1	0	0	0	0	0	0	0	0		.11E-01	.86E-03	.85E-03	.11E-02	.12E-02	.10E-02

27 DAY 6 MONTH 79 20:47:10 PROBE RANGE 100 FRAME NUMBER 254

MEAN CHANNEL DIAMETER IN MICROMETERS																GM PER CUBIC	.550	1.06	3.80	9.35	10.6
4.0	8.0	12.0	16.0	20.0	24.0	28.0	32.0	36.0	40.0	44.0	48.0	52.0	56.0	60.0		METER	EXTINCTION IN RECIPROCAL METERS				
48	10	3	2	3	2	2	0	1	0	0	0	0	0	0		.27E-01	.15E-02	.15E-02	.18E-02	.20E-02	.18E-02
45	12	6	2	2	1	2	1	1	0	0	0	0	0	0		.30E-01	.16E-02	.16E-02	.19E-02	.22E-02	.19E-02
53	14	3	0	4	1	1	0	0	0	0	0	0	0	0		.14E-01	.10E-02	.10E-02	.13E-02	.14E-02	.12E-02
35	17	2	2	1	0	0	0	1	0	0	0	0	0	0		.13E-01	.83E-03	.83E-03	.10E-02	.12E-02	.10E-02
47	9	5	4	1	0	1	0	0	0	0	0	0	0	0		.10E-01	.86E-03	.85E-03	.11E-02	.12E-02	.10E-02
25	10	3	3	0	0	0	0	1	0	0	0	0	0	0		.12E-01	.71E-03	.71E-03	.84E-03	.98E-03	.86E-03
28	12	1	0	0	1	0	0	0	0	0	0	0	0	0		.39E-02	.39E-03	.39E-03	.49E-03	.57E-03	.48E-03
27	7	2	3	1	0	1	0	0	0	0	0	0	0	0		.84E-02	.63E-03	.62E-03	.76E-03	.88E-03	.75E-03
33	9	6	3	0	1	2	0	1	0	0	0	0	0	0		.22E-01	.12E-02	.12E-02	.15E-02	.17E-02	.15E-02
23	6	2	2	0	0	0	0	0	0	0	0	0	0	0		.27E-02	.32E-03	.31E-03	.40E-03	.46E-03	.38E-03

27 DAY 6 MONTH 79 20:47:20 PROBE RANGE 100 FRAME NUMBER 255

MEAN CHANNEL DIAMETER IN MICROMETERS																GM PER CUBIC	.550	1.06	3.80	9.35	10.6
4.0	8.0	12.0	16.0	20.0	24.0	28.0	32.0	36.0	40.0	44.0	48.0	52.0	56.0	60.0		METER	EXTINCTION IN RECIPROCAL METERS				
22	10	1	0	1	0	0	0	0	0	0	0	0	0	0		.27E-02	.31E-03	.31E-03	.40E-03	.46E-03	.38E-03
24	5	2	0	0	1	0	0	0	0	0	0	0	0	0		.35E-02	.32E-03	.32E-03	.40E-03	.46E-03	.37E-03
27	6	5	0	1	1	0	0	2	0	0	0	0	0	0		.21E-01	.10E-02	.10E-02	.12E-02	.13E-02	.12E-02
32	4	6	1	0	0	0	0	0	0	0	0	0	0	0		.31E-02	.38E-03	.38E-03	.52E-03	.57E-03	.46E-03
27	7	4	1	0	0	1	0	0	0	0	0	0	0	0		.63E-02	.50E-03	.50E-03	.65E-03	.71E-03	.61E-03
21	7	6	0	2	0	1	0	1	1	0	0	0	0	0		.27E-01	.12E-02	.12E-02	.14E-02	.16E-02	.15E-02
23	8	3	1	1	1	0	0	0	0	0	0	0	0	0		.60E-02	.51E-03	.51E-03	.62E-03	.73E-03	.63E-03
20	7	4	0	2	1	0	0	0	0	0	0	0	1	0		.36E-01	.12E-02	.12E-02	.13E-02	.15E-02	.14E-02
30	4	2	2	2	1	0	1	1	0	0	0	0	0	0		.21E-01	.10E-02	.11E-02	.12E-02	.14E-02	.12E-02
23	7	2	3	0	0	1	0	0	0	0	0	0	0	0		.70E-02	.53E-03	.53E-03	.65E-03	.75E-03	.65E-03

27 DAY 6 MONTH 79 20:47:30 PROBE RANGE 100 FRAME NUMBER 256

MEAN CHANNEL DIAMETER IN MICROMETERS																GM PER CUBIC	.550	1.06	3.80	9.35	10.6
4.0	8.0	12.0	16.0	20.0	24.0	28.0	32.0	36.0	40.0	44.0	48.0	52.0	56.0	60.0		METER	EXTINCTION IN RECIPROCAL METERS				
28	12	3	0	0	1	0	1	0	0	0	0	0	1	0		.39E-01	.13E-02	.13E-02	.14E-02	.16E-02	.15E-02
39	14	0	0	0	0	0	0	1	0	0	0	0	0	0		.93E-02	.57E-03	.57E-03	.71E-03	.80E-03	.65E-03
40	8	2	2	0	3	1	0	0	0	0	1	0	0	0		.32E-01	.13E-02	.14E-02	.15E-02	.18E-02	.16E-02
35	12	4	1	1	0	0	1	0	0	0	0	0	0	0		.93E-02	.72E-03	.72E-03	.87E-03	.10E-02	.87E-03
19	7	1	0	2	1	1	0	1	0	0	0	0	0	0		.17E-01	.86E-03	.87E-03	.10E-02	.11E-02	.10E-02
18	7	6	3	0	1	1	0	0	0	0	0	0	0	0		.10E-01	.75E-03	.74E-03	.89E-03	.10E-02	.95E-03
30	8	4	1	0	1	2	1	1	0	0	0	0	0	0		.25E-01	.12E-02	.13E-02	.15E-02	.17E-02	.15E-02
26	8	4	1	2	1	1	0	0	0	0	0	0	0	0		.11E-01	.78E-03	.78E-03	.96E-03	.11E-02	.96E-03
26	7	4	0	1	0	0	1	0	0	1	0	0	0	0		.23E-01	.95E-03	.97E-03	.11E-02	.13E-02	.11E-02
20	9	5	0	1	1	1	1	0	0	0	0	0	0	0		.15E-01	.88E-03	.88E-03	.10E-02	.12E-02	.11E-02

27 DAY 6 MONTH 79 20:49:40 PROBE RANGE 100 FRAME NUMBER 269

MEAN CHANNEL DIAMETER IN MICROMETERS															GM PER CUBIC METER	WAVELENGTH IN MICROMETERS .550	1.06	3.80	9.35	10.6
4.0	8.0	12.0	16.0	20.0	24.0	28.0	32.0	36.0	40.0	44.0	48.0	52.0	56.0	60.0		EXTINCTION IN RECIPROCAL METERS				
5	5	6	1	0	3	2	1	1	0	0	0	0	0	0	.30E-01	.14E-02	.14E-02	.16E-02	.18E-02	.17E-02
13	2	0	1	3	0	1	0	0	0	0	0	0	0	0	.85E-02	.51E-03	.51E-03	.62E-03	69E-03	.60E-03
11	3	1	0	4	3	1	1	0	0	1	1	0	1	0	.83E-01	.25E-02	.26E-02	.27E-02	32E-02	.30E-02
9	2	3	3	1	0	0	0	0	0	0	0	0	0	0	.45E-02	.38E-03	.37E-03	.44E-03	53E-03	.47E-03
6	2	5	3	2	2	3	0	0	0	0	0	0	0	0	.22E-01	.12E-02	.12E-02	.14E-02	16E-02	.15E-02
11	4	3	0	1	2	2	2	1	0	0	0	0	0	0	.33E-01	.14E-02	.15E-02	.16E-02	19E-02	.17E-02
9	5	4	3	0	1	0	2	0	0	0	0	0	0	0	.17E-01	.88E-03	.88E-03	.94E-03	12E-02	.11E-02
12	4	4	0	2	4	1	2	0	0	0	1	0	0	1	.81E-01	.25E-02	.25E-02	.27E-02	32E-02	.30E-02
7	2	1	0	1	0	0	0	0	0	0	0	0	0	0	.18E-02	.16E-03	.16E-03	.20E-03	.22E-03	19E-03
10	3	1	1	0	1	2	1	0	0	0	0	0	0	0	.16E-01	.77E-03	.79E-03	.88E-03	10E-02	93E-03

27 DAY 6 MONTH 79 20:49:50 PROBE RANGE $$$$ FRAME NUMBER 270

MEAN CHANNEL DIAMETER IN MICROMETERS															GM PER CUBIC METER	WAVELENGTH IN MICROMETERS .550	1.06	3.80	9.35	10.6
4.0	8.0	12.0	16.0	20.0	24.0	28.0	32.0	36.0	40.0	44.0	48.0	52.0	56.0	60.0		EXTINCTION IN RECIPROCAL METERS				
1666516665166651666516665166651666516665166651666516665166651666516665166651666516665																				
10	1	1	0	0	0	1	0	1	0	1	0	0	0	0	.26E-01	.86E-03	.89E-03	.10E-02	.11E-02	.99E-03
11	3	2	0	1	0	1	0	0	1	0	0	0	0	0	.16E-01	.68E-03	.69E-03	.77E-03	88E-03	.80E-03
7	8	8	1	0	1	0	1	0	0	0	0	0	0	0	.11E-01	.72E-03	.72E-03	.84E-03	10E-02	.95E-03
16	2	4	1	1	1	0	0	0	0	1	1	0	0	0	.38E-01	.13E-02	.13E-02	.14E-02	16E-02	.15E-02
22	3	4	2	3	4	2	1	0	0	0	0	0	0	0	.29E-01	.15E-02	.15E-02	.17E-02	20E-02	.18E-02
8	4	6	5	0	1	1	0	0	1	0	0	0	0	0	.22E-01	.11E-02	.11E-02	.12E-02	.14E-02	.14E-02
18	5	3	3	0	0	1	0	0	0	0	0	0	0	0	.71E-02	.52E-03	.51E-03	.63E-03	73E-03	64E-03
6	5	3	1	1	0	2	0	0	2	0	0	0	0	0	.32E-01	.12E-02	.13E-02	.14E-02	16E-02	.15E-02
585	403	173	66	41	26	16	9	6	3	2	4	1	0	0	.55E+00	.32E-01	.31E-01	.37E-01	.43E-01	.40E-01

27 DAY 6 MONTH 79 20:50: 0 PROBE RANGE 100 FRAME NUMBER 271

MEAN CHANNEL DIAMETER IN MICROMETERS															GM PER CUBIC METER	WAVELENGTH IN MICROMETERS 550	1.06	3.80	9.35	10.6
4.0	8.0	12.0	16.0	20.0	24.0	28.0	32.0	36.0	40.0	44.0	48.0	52.0	56.0	60.0		EXTINCTION IN RECIPROCAL METERS				
1221	848	381	152	63	29	18	5	5	2	1	0	0	1	0	.64E+00	.49E-01	.48E-01	.59E-01	69E-01	.63E-01
1622	1256	638	279	120	48	20	10	1	0	0	0	0	1	1	.96E+00	.76E-01	.74E-01	.91E-01	.11E+00	.99E-01
1663	1126	619	261	90	41	23	9	6	1	1	1	1	1	1	.98E+00	.73E-01	.72E-01	.87E-01	.10E+00	94E-01
1586	961	446	171	64	25	11	3	4	2	0	0	0	0	0	.59E+00	.51E-01	.50E-01	.62E-01	73E-01	61E-01
1171	615	232	71	18	7	4	2	2	0	0	0	0	0	0	.26E+00	.26E-01	25E-01	.33E-01	38E-01	34E-01
1022	560	197	72	19	8	3	0	0	0	0	0	0	0	0	.22E+00	.23E-01	.22E-01	.29E-01	33E-01	30E-01
1077	596	219	71	21	3	1	1	1	1	2	2	0	0	0	.30E+00	26E-01	.25E-01	.32E-01	37E-01	.33E-01
808	395	128	32	13	2	2	1	1	0	0	0	0	0	0	.14E+00	.15E-01	15E-01	.19E-01	.22E-01	19E-01
659	261	81	18	4	1	1	0	0	0	0	0	0	0	0	.75E-01	.95E-02	.93E-02	.12E-01	14E-01	12E-01
460	175	55	20	6	2	4	0	0	0	0	0	0	0	0	.76E-01	.78E-02	.76E-02	.99E-02	11E-01	.96E-02

27 DAY 6 MONTH 79 20:50:10 PROBE RANGE 100 FRAME NUMBER 272

MEAN CHANNEL DIAMETER IN MICROMETERS															GM PER CUBIC METER	WAVELENGTH IN MICROMETERS .550	1.06	3.80	9.35	10.6
4.0	8.0	12.0	16.0	20.0	24.0	28.0	32.0	36.0	40.0	44.0	48.0	52.0	56.0	60.0		EXTINCTION IN RECIPROCAL METERS				
784	147	59	12	5	4	5	0	0	0	0	2	0	0	0	.11E+00	.80E-02	.80E-02	.10E-01	11E-01	.99E-02
400	190	53	18	3	2	0	0	1	0	0	1	0	0	1	.12E+00	81E-02	.80E-02	.10E-01	12E-01	10E-01
353	122	45	11	1	2	0	1	1	0	0	0	0	0	0	.53E-01	.54E-02	.53E-02	.69E-02	79E-02	.67E-02
296	127	28	11	3	1	1	0	1	0	0	1	0	0	0	.65E-01	52E-02	.52E-02	.65E-02	75E-02	.64E-02
288	107	33	8	7	1	0	1	0	0	0	1	0	0	0	.62E-01	.50E-02	50E-02	.63E-02	72E-02	62E-02
243	88	31	7	3	4	1	0	0	1	0	0	1	0	0	.74E-01	.49E-02	.49E-02	.60E-02	.69E-02	.60E-02
213	104	24	11	2	1	2	1	1	0	1	1	0	0	0	.83E-01	.52E-02	.51E-02	.63E-02	.73E-02	.64E-02
170	69	16	8	4	2	1	1	1	1	0	0	0	0	0	.55E-01	.38E-02	.38E-02	.46E-02	53E-02	46E-02
96	54	19	4	1	2	1	0	0	0	0	0	0	1	0	.52E-01	.28E-02	28E-02	.34E-02	40E-02	.36E-02
168	50	15	3	3	3	1	0	0	1	0	0	1	0	0	.60E-01	34E-02	.34E-02	.41E-02	47E-02	40E-02

27 DAY 6 MONTH 79 20:50:20 PROBE RANGE 100 FRAME NUMBER 273

MEAN CHANNEL DIAMETER IN MICROMETERS															GM PER CUBIC	WAVELENGTH IN MICROMETERS				
4.0	8.0	12.0	16.0	20.0	24.0	28.0	32.0	36.0	40.0	44.0	48.0	52.0	56.0	60.0	METER	.550	1.06	3.80	9.35	10.6
																EXTINCTION IN RECIPROCAL METERS				
269	115	49	8	1	3	0	0	0	0	0	0	0	0	0	.40E-01	.47E-02	.46E-02	.60E-02	.68E-02	.59E-02
278	133	48	14	3	2	1	2	0	0	0	0	0	0	0	.60E-01	.58E-02	.57E-02	.72E-02	.84E-02	.74E-02
330	141	40	16	3	1	2	0	1	1	1	0	0	0	0	.83E-01	.65E-02	.64E-02	.81E-02	.93E-02	.81E-02
275	107	37	10	6	4	2	0	0	0	0	0	0	0	0	.53E-01	.51E-02	.51E-02	.65E-02	.74E-02	.64E-02
168	67	22	10	2	5	1	0	1	0	0	0	1	0	0	.69E-01	.42E-02	.42E-02	.51E-02	.59E-02	.52E-02
221	51	34	8	5	0	0	0	0	0	0	0	0	0	0	.28E-01	.32E-02	.32E-02	.42E-02	.47E-02	.39E-02
289	108	29	8	3	1	1	0	0	0	1	1	0	0	0	.68E-01	.50E-02	.49E-02	.62E-02	.71E-02	.60E-02
231	98	21	11	7	3	2	0	0	0	1	0	1	1	0	.11E+00	.59E-02	.59E-02	.71E-02	.82E-02	.72E-02
270	95	21	9	3	4	3	0	0	0	1	1	1	0	1	.14E+00	.64E-02	.64E-02	.77E-02	.87E-02	.76E-02
288	139	42	9	3	5	0	3	0	0	0	0	0	0	0	.64E-01	.59E-02	.58E-02	.72E-02	.85E-02	.74E-02

27 DAY 6 MONTH 79 20:50:30 PROBE RANGE 100 FRAME NUMBER 274

MEAN CHANNEL DIAMETER IN MICROMETERS															GM PER CUBIC	WAVELENGTH IN MICROMETERS				
4.0	8.0	12.0	16.0	20.0	24.0	28.0	32.0	36.0	40.0	44.0	48.0	52.0	56.0	60.0	METER	.550	1.06	3.80	9.35	10.6
																EXTINCTION IN RECIPROCAL METERS				
227	80	25	10	7	0	2	1	0	0	0	1	0	0	0	.63E-01	.45E-02	.45E-02	.56E-02	.64E-02	.55E-02
166	62	15	4	0	2	2	1	1	0	0	0	0	0	0	.39E-01	.30E-02	.30E-02	.37E-02	.43E-02	.36E-02
131	41	13	8	1	1	3	0	1	0	0	0	0	0	0	.36E-01	.27E-02	.27E-02	.33E-02	.38E-02	.32E-02
146	55	17	3	1	1	0	0	1	0	0	0	0	0	0	.24E-01	.23E-02	.23E-02	.29E-02	.33E-02	.28E-02
109	50	12	4	3	0	1	3	0	0	0	0	0	0	0	.35E-01	.26E-02	.25E-02	.31E-02	.36E-02	.32E-02
103	33	7	4	2	3	1	0	0	0	0	0	0	0	0	.22E-01	.18E-02	.18E-02	.23E-02	.26E-02	.22E-02
99	31	10	5	0	1	1	0	2	0	0	0	0	0	0	.31E-01	.21E-02	.21E-02	.25E-02	.29E-02	.25E-02
134	42	13	7	2	0	2	1	0	0	0	0	0	0	1	.64E-01	.31E-02	.31E-02	.37E-02	.42E-02	.37E-02
102	32	8	1	0	1	2	0	1	0	0	0	0	0	0	.24E-01	.17E-02	.17E-02	.22E-02	.24E-02	.20E-02
84	18	4	3	4	2	1	0	0	0	0	0	0	0	0	.19E-01	.15E-02	.15E-02	.18E-02	.21E-02	.17E-02

27 DAY 6 MONTH 79 20:50:40 PROBE RANGE 100 FRAME NUMBER 275

MEAN CHANNEL DIAMETER IN MICROMETERS															GM PER CUBIC	WAVELENGTH IN MICROMETERS				
4.0	8.0	12.0	16.0	20.0	24.0	28.0	32.0	36.0	40.0	44.0	48.0	52.0	56.0	60.0	METER	.550	1.06	3.80	9.35	10.6
																EXTINCTION IN RECIPROCAL METERS				
58	12	3	2	0	1	0	0	2	0	1	0	1	0	0	.59E-01	.21E-02	.21E-02	.24E-02	.27E-02	.24E-02
56	16	2	1	1	1	0	0	0	1	0	0	0	0	0	.17E-01	.10E-02	.10E-02	.12E-02	.14E-02	.12E-02
52	18	2	0	0	1	1	1	0	0	1	0	0	0	1	.63E-01	.20E-02	.20E-02	.23E-02	.26E-02	.23E-02
55	16	4	2	1	0	0	1	0	0	0	0	0	0	0	.11E-01	.89E-03	.89E-03	.11E-02	.13E-02	.11E-02
59	8	5	5	0	1	2	1	0	0	0	0	0	0	0	.21E-01	.13E-02	.13E-02	.16E-02	.18E-02	.16E-02
58	8	8	2	1	1	0	0	0	0	0	0	0	0	0	.85E-02	.82E-03	.82E-03	.11E-02	.12E-02	.98E-03
44	14	2	1	1	0	0	0	0	0	0	0	0	0	0	.42E-02	.52E-03	.51E-03	.68E-03	.77E-03	.61E-03
73	17	4	6	3	1	2	2	1	0	0	0	0	1	0	.68E-01	.28E-02	.28E-02	.32E-02	.37E-02	.33E-02
66	20	7	4	1	0	1	0	0	0	0	0	0	0	1	.48E-01	.18E-02	.18E-02	.22E-02	.24E-02	.21E-02
64	17	5	2	2	3	1	1	2	0	0	0	0	0	0	.39E-01	.20E-02	.21E-02	.24E-02	.27E-02	.24E-02

27 DAY 6 MONTH 79 20:50:50 PROBE RANGE 100 FRAME NUMBER 276

MEAN CHANNEL DIAMETER IN MICROMETERS															GM PER CUBIC	WAVELENGTH IN MICROMETERS				
4.0	8.0	12.0	16.0	20.0	24.0	28.0	32.0	36.0	40.0	44.0	48.0	52.0	56.0	60.0	METER	.550	1.06	3.80	9.35	10.6
																EXTINCTION IN RECIPROCAL METERS				
66	14	8	2	4	1	1	2	1	0	0	0	0	0	0	.35E-01	.20E-02	.20E-02	.24E-02	.27E-02	.23E-02
56	15	5	2	2	0	0	0	0	1	0	0	0	0	0	.18E-01	.11E-02	.11E-02	.13E-02	.15E-02	.13E-02
65	10	6	2	0	0	1	0	0	0	0	0	0	0	0	.82E-02	.78E-03	.78E-03	.10E-02	.11E-02	.90E-03
61	19	2	0	1	0	1	0	0	0	0	0	0	0	0	.77E-02	.74E-03	.74E-03	.98E-03	.11E-02	.87E-03
84	18	5	5	1	0	0	0	0	0	0	0	0	0	0	.85E-02	.10E-02	.98E-03	.13E-02	.15E-02	.12E-02
122	36	10	4	1	1	1	0	0	1	0	0	0	0	0	.28E-01	.20E-02	.20E-02	.25E-02	.29E-02	.24E-02
140	35	11	5	2	1	2	0	0	0	1	0	1	0	2	.13E+00	.44E-02	.44E-02	.52E-02	.57E-02	.50E-02
96	39	12	0	4	0	1	1	0	1	0	0	0	0	0	.32E-01	.22E-02	.22E-02	.27E-02	.30E-02	.26E-02
68	21	5	1	2	1	0	0	0	0	0	0	0	0	0	.95E-02	.97E-03	.96E-03	.12E-02	.14E-02	.12E-02
56	19	5	3	2	0	0	0	2	1	1	0	0	0	0	.48E-01	.21E-02	.21E-02	.24E-02	.28E-02	.25E-02

27 DAY 6 MONTH 79 20:51: 0 PROBE RANGE 100 FRAME NUMBER 277

MEAN CHANNEL DIAMETER IN MICROMETERS															GM PER CUBIC	WAVELENGTH IN MICROMETERS				
4.0	8.0	12.0	16.0	20.0	24.0	28.0	32.0	36.0	40.0	44.0	48.0	52.0	56.0	60.0	METER	.550	1.06	3.80	9.35	10.6
																EXTINCTION IN RECIPROCAL METERS				
31	9	4	1	1	0	0	3	1	0	0	0	0	0	0	28E-01	.13E-02	.13E-02	.15E-02	17E-02	16E-02
26	13	3	2	1	1	1	0	0	0	0	0	0	0	1	.46E-01	.15E-02	.15E-02	.17E-02	19E-02	18E-02
24	6	4	1	1	0	1	0	0	0	0	0	0	0	0	.75E-02	.56E-03	.56E-03	.71E-03	78E-03	.68E-03
22	7	3	0	1	0	0	0	0	0	0	0	0	0	0	.30E-02	.33E-03	.33E-03	.44E-03	48E-03	.4.E-03
20	8	2	2	2	0	0	0	0	0	0	0	0	0	0	.54E-02	.49E-03	.48E-03	.60E-03	70E-03	.60E-03
11	3	6	3	2	1	0	0	0	0	0	0	0	0	0	.90E-02	.67E-03	.66E-03	.80E-03	94E-03	86E-03
16	1	0	1	3	1	1	2	0	0	1	1	1	0	0	.77E-01	.24E-02	.24E-02	.26E-02	.29E-02	.27E-02
38	10	5	1	2	3	2	1	0	0	0	0	0	1	0	.54E-01	.21E-02	.21E-02	.23E-02	27E-02	24E-02
38	14	3	4	1	0	0	0	0	0	0	0	0	0	0	.64E-02	.68E-03	.66E-03	.83E-03	99E-03	.83E-03
36	12	1	0	1	0	0	1	2	1	0	0	0	0	0	.34E-01	.14E-02	.14E-02	.16E-02	18E-02	.16E-02

27 DAY 6 MONTH 79 20:51:10 PROBE RANGE 100 FRAME NUMBER 278

MEAN CHANNEL DIAMETER IN MICROMETERS															GM PER CUBIC	WAVELENGTH IN MICROMETERS				
4.0	8.0	12.0	16.0	20.0	24.0	28.0	32.0	36.0	40.0	44.0	48.0	52.0	56.0	60.0	.550	1.06	3.80	9.35	10.6	
															METER	EXTINCTION IN RECIPROCAL METERS				
25	8	1	0	0	0	0	1	1	0	0	0	0	0	0	.14E-01	.67E-03	.69E-03	.78E-03	.90E-03	.78E-03
39	7	2	2	1	0	0	0	0	1	0	0	0	0	0	.15E-01	.77E-03	.78E-03	.90E-03	11E-02	.89E-03
29	5	1	1	1	1	0	0	0	0	0	0	0	0	0	.53E-02	.43E-03	.43E-03	.54E-03	62E-03	.50E-03
34	12	1	2	0	2	0	0	0	0	0	0	0	1	0	.36E-01	.12E-02	.12E-02	.14E-02	16E-02	14E-02
25	8	3	1	0	0	0	0	1	0	0	0	0	0	0	.10E-01	.58E-03	.58E-03	.71E-03	80E-03	.69E-03
27	10	4	2	0	1	0	0	0	0	0	0	0	0	0	.59E-02	.55E-03	.54E-03	.67E-03	.79E-03	.69E-03
2[illegible]	9	1	1	0	0	0	0	0	0	0	0	0	0	0	.19E-02	.26E-03	.26E-03	.33E-03	40E-03	.33E-03
1[illegible]	6	8	0	2	0	0	0	0	0	0	0	0	0	0	.56E-02	.52E-03	.52E-03	.69E-03	.75E-03	.68E-03
15	6	1	0	0	0	1	0	0	3	0	0	0	0	0	.36E-01	.12E-02	.13E-02	.13E-02	.16E-02	.15E-02
12	5	2	0	0	0	0	1	0	0	0	0	0	0	0	.65E-02	.36E-03	.37E-03	.42E-03	50E-03	.44E-03

27 DAY 6 MONTH 79 20:51:20 PROBE RANGE 100 FRAME NUMBER 279

MEAN CHANNEL DIAMETER IN MICROMETERS															GM PER CUBIC	WAVELENGTH IN MICROMETERS				
4.0	8.0	12.0	16.0	20.0	24.0	28.0	32.0	36.0	40.0	44.0	48.0	52.0	56.0	60.0	.550	1.06	3.80	9.35	10.6	
															METER	EXTINCTION IN RECIPROCAL METERS				
14	8	2	0	0	0	0	0	0	0	0	0	0	0	0	.14E-02	.21E-03	.20E-03	.28E-03	32E-03	.27E-03
20	7	1	0	0	0	0	2	1	0	0	0	0	0	0	.14E-01	.70E-03	.71E-03	.83E-03	.93E-03	.82E-03
16	8	6	0	0	0	0	0	0	0	0	0	0	0	0	.25E-02	.33E-03	.32E-03	.44E-03	49E-03	45E-03
30	6	6	2	1	0	1	1	0	0	0	0	0	1	0	.43E-01	.15E-02	.15E-02	.17E-02	19E-02	.18E-02
19	8	2	0	1	0	0	1	0	0	0	0	0	0	0	.81E-02	.51E-03	.51E-03	.60E-03	70E-03	61E-03
23	7	2	0	1	0	0	0	0	0	0	0	0	0	0	.27E-02	.31E-03	.30E-03	.40E-03	45E-03	37E-03
32	9	2	1	2	0	1	0	0	0	0	0	0	0	0	.86E-02	.65E-03	.64E-03	.82E-03	91E-03	77E-03
18	11	3	2	1	0	0	1	0	0	0	0	0	0	0	.10E-01	.67E-03	.67E-03	.77E-03	93E-03	84E-03
20	4	7	1	0	1	0	0	0	0	0	0	0	0	0	.55E-02	.49E-03	.48E-03	.61E-03	69E-03	62E-03
29	7	7	0	1	0	1	0	0	0	0	0	0	1	0	.37E-01	.12E-02	.12E-02	.14E-02	16E-02	15E-02

27 DAY 6 MONTH 79 20:51:30 PROBE RANGE 100 FRAME NUMBER 280

MEAN CHANNEL DIAMETER IN MICROMETERS															GM PER CUBIC	WAVELENGTH IN MICROMETERS				
4.0	8.0	12.0	16.0	20.0	24.0	28.0	32.0	36.0	40.0	44.0	48.0	52.0	56.0	60.0	.550	1.06	3.80	9.35	10.6	
															METER	EXTINCTION IN RECIPROCAL METERS				
25	6	3	1	0	0	0	2	0	0	0	0	0	0	0	.13E-01	.70E-03	.71E-03	.79E-03	95E-03	83E-03
37	4	1	2	0	1	0	0	0	1	0	0	0	0	0	.15E-01	.73E-03	.74E-03	.83E-03	98E-03	82E-03
24	6	7	2	0	1	1	1	0	0	1	0	0	0	0	.29E-01	.13E-02	.13E-02	.15E-02	17E-02	.16E-02
22	10	2	0	0	1	1	0	1	0	0	0	0	0	0	.15E-01	.78E-03	.79E-03	.94E-03	11E-02	94E-03
23	9	5	3	1	0	0	0	0	0	0	0	0	0	0	.58E-02	.57E-03	.56E-03	.70E-03	82E-03	.72E-03
19	7	5	2	0	0	0	0	0	0	0	0	0	0	0	.36E-02	.40E-03	.39E-03	.51E-03	59E-03	.52E-03
10	10	1	0	0	0	1	0	0	0	0	0	0	0	0	.48E-02	.35E-03	.34E-03	.43E-03	49E-03	.45E-03
20	2	4	2	0	2	2	0	0	0	0	0	0	0	0	.15E-01	.85E-03	.85E-03	.10E-02	11E-02	10E-02
20	5	7	1	0	1	0	0	0	1	0	0	1	0	0	.39E-01	.13E-02	.13E-02	.15E-02	17E-02	.16E-02
9	10	2	0	0	0	0	0	1	0	0	0	0	0	0	.92E-02	.47E-03	.47E-03	.57E-03	64E-03	60E-03

28 DAY 6 MONTH 79 5:57: 0 PROBE RANGE 100 FRAME NUMBER 253

MEAN CHANNEL DIAMETER IN MICROMETERS																GM PER CUBIC	WAVELENGTH IN MICROMETERS				
4.0	8.0	12.0	16.0	20.0	24.0	28.0	32.0	36.0	40.0	44.0	48.0	52.0	56.0	60.0		METER	.550	1.06	3.30	9.35	10.6
																	EXTINCTION IN RECIPROCAL METERS				
2	0	0	0	0	0	0	0	0	0	0	0	0	0	0	0	.21E-04	.67E-05	.71E-05	.11E-04	11E-04	40E-05
2	0	0	0	0	0	0	0	0	0	0	0	0	0	0	0	.21E-04	.67E-05	.71E-05	.11E-04	11E-04	40E-05
1	0	0	0	0	0	0	0	0	0	0	0	0	0	0	0	.11E-04	.34E-05	.36E-05	.56E-05	53E-05	.20E-05
1	0	0	0	0	0	0	0	0	0	0	0	0	0	0	0	.11E-04	.34E-05	.36E-05	.56E-05	53E-05	20E-05
1	0	0	0	0	0	0	0	0	0	0	0	0	0	0	0	.11E-04	.34E-05	.36E-05	.56E-05	53E-05	20E-05
1	0	0	0	0	0	0	0	0	0	0	0	0	0	0	0	.11E-04	.34E-05	.36E-05	.56E-05	53E-05	20E-05
0	0	0	0	0	0	0	0	0	0	0	0	0	0	0	0	.00E+00	.00E+00	.00E+00	.00E+00	00E+00	00E+00
0	0	0	0	0	0	0	0	0	0	0	0	0	0	0	0	.00E+00	.00E+00	.00E+00	.00E+00	00E+00	00E+00
0	0	0	0	0	0	0	0	0	0	0	0	0	0	0	0	.00E+00	.00E+00	.00E+00	.00E+00	00E+00	00E+00
0	0	0	0	0	0	0	0	0	0	0	0	0	0	0	0	.00E+00	.00E+00	.00E+00	.00E+00	00E+00	00E+00

28 DAY 6 MONTH 79 5:57:10 PROBE RANGE 100 FRAME NUMBER 254

MEAN CHANNEL DIAMETER IN MICROMETERS																GM PER CUBIC	WAVELENGTH IN MICROMETERS				
4.0	8.0	12.0	16.0	20.0	24.0	28.0	32.0	36.0	40.0	44.0	48.0	52.0	56.0	60.0		METER	.550	1.06	3.30	9.35	10.6
																	EXTINCTION IN RECIPROCAL METERS				
1	1	0	0	0	0	0	0	0	0	0	0	0	0	0	0	.95E-04	.16E-04	.16E-04	.20E-04	25E-04	22E-04
1	0	0	0	0	0	0	0	0	0	0	0	0	0	0	0	.11E-04	.34E-05	.36E-05	.56E-05	53E-05	.20E-05
2	0	0	0	0	0	0	0	0	0	0	0	0	0	0	0	.21E-04	.67E-05	.71E-05	.11E-04	11E-04	40E-05
1	0	0	0	0	0	0	0	0	0	0	0	0	0	0	0	.11E-04	.34E-05	.36E-05	.56E-05	53E-05	.20E-05
1	0	0	1	1	0	0	0	0	0	0	0	0	0	0	0	20E-02	.13E-03	.13E-03	.15E-03	18E-03	.16E-03
2	1	1	0	0	0	0	0	0	0	0	0	0	0	0	0	39E-03	.49E-04	.48E-04	.65E-04	72E-04	66E-04
15	12	6	1	0	0	0	2	0	0	0	0	0	0	0	0	.14E-01	.83E-03	.83E-03	.94E-03	11E-02	.11E-02
26	19	5	5	4	1	1	2	1	0	0	0	0	0	0	0	.36E-01	.20E-02	.20E-02	.22E-02	27E-02	24E-02
82	42	10	4	2	4	1	2	0	0	0	0	0	0	0	0	.36E-01	.25E-02	.25E-02	.29E-02	35E-02	31E-02
109	25	18	8	2	1	0	0	0	1	0	0	0	0	0	0	.29E-01	.22E-02	.22E-02	.27E-02	31E-02	27E-02

28 DAY 6 MONTH 79 5:57:20 PROBE RANGE 100 FRAME NUMBER 255

MEAN CHANNEL DIAMETER IN MICROMETERS																GM PER CUBIC	WAVELENGTH IN MICROMETERS				
4.0	8.0	12.0	16.0	20.0	24.0	28.0	32.0	36.0	40.0	44.0	48.0	52.0	56.0	60.0		METER	.550	1.06	3.30	9.35	10.6
																	EXTINCTION IN RECIPROCAL METERS				
176	63	22	9	3	0	0	0	0	0	0	0	0	0	0	0	.23E-01	.27E-02	.27E-02	.35E-02	40E-02	.34E-02
291	82	32	13	2	3	0	0	0	0	0	0	0	0	0	0	.37E-01	.41E-02	.41E-02	.53E-02	61E-02	50E-02
284	112	41	7	7	2	1	0	0	0	0	0	0	0	0	0	.46E-01	.49E-02	.48E-02	.63E-02	71E-02	.61E-02
288	60	27	10	1	0	1	0	1	0	0	0	0	0	0	0	.35E-01	.35E-02	.35E-02	.46E-02	51E-02	41E-02
377	95	45	6	1	0	0	0	0	0	0	0	0	0	0	0	.30E-01	.42E-02	.41E-02	.57E-02	63E-02	50E-02
373	83	16	9	0	1	0	0	0	0	0	0	0	0	0	0	.24E-01	.34E-02	.33E-02	.45E-02	51E-02	.38E-02
347	86	8	4	1	1	0	0	0	0	0	0	0	0	0	0	.19E-01	.29E-02	.29E-02	.39E-02	44E-02	33E-02
424	100	27	3	1	1	0	0	0	0	0	0	0	0	0	0	.26E-01	.35E-02	.38E-02	.53E-02	58E-02	44E-02
329	99	13	4	2	1	0	0	0	0	0	0	0	0	0	0	.23E-01	.32E-02	.32E-02	.43E-02	49E-02	38E-02
331	74	21	2	1	2	1	0	0	0	0	0	0	0	0	0	.26E-01	.32E-02	.32E-02	.44E-02	48E-02	37E-02

28 DAY 6 MONTH 79 5:57:30 PROBE RANGE 100 FRAME NUMBER 256

MEAN CHANNEL DIAMETER IN MICROMETERS																GM PER CUBIC	WAVELENGTH IN MICROMETERS				
4.0	8.0	12.0	16.0	20.0	24.0	28.0	32.0	36.0	40.0	44.0	48.0	52.0	56.0	60.0		METER	.550	1.06	3.30	9.35	10.6
																	EXTINCTION IN RECIPROCAL METERS				
260	64	13	2	0	0	0	0	1	0	0	0	0	0	0	0	.21E-01	24E-02	24E-02	.33E-02	36E-02	28E-02
304	74	16	2	2	0	0	0	0	0	0	0	0	0	0	0	.18E-01	.27E-02	27E-02	.37E-02	41E-02	31E-02
327	71	7	4	1	0	0	0	0	0	0	0	0	0	0	0	.15E-01	.25E-02	.25E-02	.34E-02	38E-02	.27E-02
298	70	14	2	0	0	1	1	0	0	0	0	0	0	0	0	.23E-01	.28E-02	.28E-02	.37E-02	41E-02	3.E-02
273	45	6	3	0	0	0	0	0	0	0	0	0	0	0	0	.10E-01	18E-02	18E-02	.26E-02	28E-02	19E-02
261	70	9	2	1	0	0	0	0	0	0	0	0	0	0	0	.14E-01	22E-02	22E-02	.30E-02	34E-02	25E-02
259	47	11	3	1	0	0	0	0	0	0	0	0	0	0	0	.13E-01	.20E-02	.20E-02	.28E-02	31E-02	22E-02
264	46	10	5	2	1	0	0	0	0	0	0	0	0	0	0	.18E-01	.23E-02	.23E-02	.31E-02	34E-02	25E-02
210	39	9	2	0	0	0	0	0	0	0	0	0	0	0	0	.94E-02	.16E-02	.16E-02	.22E-02	24E-02	17E-02
257	63	16	5	1	0	1	0	0	0	0	0	0	0	0	0	.21E-01	26E-02	.26E-02	.35E-02	39E-02	31E-02

28 DAY 6 MONTH 79 5:57:40 PROBE RANGE 100 FRAME NUMBER 257

MEAN CHANNEL DIAMETER IN MICROMETERS															GM PER CUBIC	WAVELENGTH IN MICROMETERS				
4.0	8.0	12.0	16.0	20.0	24.0	28.0	32.0	36.0	40.0	44.0	48.0	52.0	56.0	60.0	METER	.550	1.06	3.80	9.35	10.6
																EXTINCTION IN RECIPROCAL METERS				
171	35	3	5	0	0	0	0	0	0	0	0	0	0	0	.90E-02	.14E-02	.14E-02	.18E-02	21E-02	.15E-02
178	35	5	1	3	0	0	0	0	0	0	0	0	0	0	.11E-01	15E-02	.15E-02	.20E-02	22E-02	16E-02
186	28	9	1	3	1	0	0	0	0	0	0	0	0	0	.14E-01	17E-02	.17E-02	.23E-02	24E-02	18E-02
157	18	5	3	0	0	0	0	0	0	0	0	0	0	0	.66E-02	.11E-02	.11E-02	.15E-02	16E-02	11E-02
125	25	3	1	0	0	0	0	0	0	0	0	0	0	0	.49E-02	.88E-03	.88E-03	.12E-02	13E-02	94E-03
109	20	1	0	1	0	0	0	0	0	0	0	0	0	0	44E-02	73E-03	.74E-03	.10E-02	11E-02	76E-03
129	27	5	0	0	0	0	0	0	0	0	0	0	0	0	.51E-02	.93E-03	.93E-03	.13E-02	14E-02	10E-02
113	15	6	0	0	0	0	0	0	0	0	0	0	0	0	.42E-02	.75E-03	.75E-03	.11E-02	11E-02	79E-03
109	11	0	0	0	0	0	0	0	0	0	0	0	0	0	.21E-02	.51E-03	.52E-03	.77E-03	79E-03	44E-03
81	10	0	0	0	0	0	0	0	0	0	0	0	0	0	.17E-02	.40E-03	.41E-03	.60E-03	63E-03	.36E-03

28 DAY 6 MONTH 79 5:57:50 PROBE RANGE 100 FRAME NUMBER 258

MEAN CHANNEL DIAMETER IN MICROMETERS															GM PER CUBIC	WAVELENGTH IN MICROMETERS				
4.0	8.0	12.0	16.0	20.0	24.0	28.0	32.0	36.0	40.0	44.0	48.0	52.0	56.0	60.0	METER	.550	1.06	3.80	9.35	10.6
																EXTINCTION IN RECIPROCAL METERS				
57	6	4	0	0	0	0	0	0	0	0	0	0	0	0	.22E-02	.39E-03	.39E-03	.56E-03	59E-03	.40E-03
81	13	0	2	0	1	0	0	0	0	0	0	0	0	0	.56E-02	.66E-03	.66E-03	.86E-03	97E-03	69E-03
51	10	1	0	1	0	0	0	0	0	0	0	0	0	0	.30E-02	.41E-03	.41E-03	.57E-03	61E-03	44E-03
60	7	2	0	2	0	1	0	1	0	0	0	0	0	0	.16E-01	.91E-03	.93E-03	.12E-02	13E-02	10E-02
69	9	0	2	1	1	0	0	0	0	0	0	0	0	0	.64E-02	.64E-03	.65E-03	.83E-03	94E-03	.68E-03
55	9	4	0	0	0	0	0	0	0	0	0	0	0	0	.25E-02	.42E-03	.42E-03	.60E-03	.63E-03	46E-03
53	15	3	1	0	0	0	0	0	0	0	0	0	0	0	.33E-02	.51E-03	.50E-03	.69E-03	77E-03	.60E-03
76	19	6	2	0	0	0	0	0	0	0	0	0	0	0	.55E-02	.78E-03	77E-03	.10E-02	12E-02	92E-03
82	24	1	0	2	0	0	0	0	0	0	0	0	0	0	.58E-02	.77E-03	.77E-03	.10E-02	12E-02	.88E-03
68	15	2	1	0	0	0	0	0	0	0	0	0	0	0	.32E-02	.53E-03	.53E-03	.73E-03	81E-03	.59E-03

28 DAY 6 MONTH 79 5:58: 0 PROBE RANGE $$$$ FRAME NUMBER 259

MEAN CHANNEL DIAMETER IN MICROMETERS															GM PER CUBIC	WAVELENGTH IN MICROMETERS				
4.0	8.0	12.0	16.0	20.0	24.0	28.0	32.0	36.0	40.0	44.0	48.0	52.0	56.0	60.0	METER	.550	1.06	3.80	9.35	10.6
																EXTINCTION IN RECIPROCAL METERS				
1666516665166651666516665166651666516665166651666516665166651666516665																				
60	12	0	1	1	0	1	0	0	0	0	0	0	0	0	.72E-02	.64E-03	.64E-03	.84E-03	93E-03	.70E-03
33	4	1	0	0	0	0	0	0	0	0	0	0	0	0	.97E-03	.19E-03	.19E-03	.28E-03	.29E-03	.19E-03
23	2	0	1	0	0	0	0	0	0	0	0	0	0	0	.11E-02	.15E-03	.16E-03	.21E-03	23E-03	15E-03
29	7	2	1	0	0	0	0	0	0	0	0	0	0	0	.21E-02	.30E-03	.29E-03	.39E-03	44E-03	35E-03
24	7	1	0	0	0	0	0	0	0	0	0	0	0	0	.11E-02	.20E-03	.20E-03	.26E-03	31E-03	.23E-03
55	4	0	0	0	0	0	0	0	0	0	0	0	0	0	.92E-03	.24E-03	.24E-03	.37E-03	.37E-03	19E-03
40	10	0	0	1	0	0	0	0	0	0	0	0	0	0	.26E-02	.34E-03	.34E-03	.47E-03	51E-03	37E-03
34	6	0	0	0	0	0	0	0	0	0	0	0	0	0	.86E-03	.19E-03	19E-03	.28E-03	30E-03	19E-03
3536	739	225	105	34	23	20	6	0	0	0	0	0	0	0	.44E+00	.43E-01	.43E-01	.56E-01	62E-01	.50E-01

28 DAY 6 MONTH 79 5:58:10 PROBE RANGE 100 FRAME NUMBER 260

MEAN CHANNEL DIAMETER IN MICROMETERS															GM PER CUBIC	WAVELENGTH IN MICROMETERS				
4.0	8.0	12.0	16.0	20.0	24.0	28.0	32.0	36.0	40.0	44.0	48.0	52.0	56.0	60.0	METER	.550	1.06	3.80	9.35	10.6
																EXTINCTION IN RECIPROCAL METERS				
904	596	331	183	73	47	26	13	6	3	2	0	1	0	0	77E+00	.51E-01	51E-01	.60E-01	71E-01	65E-01
903	756	360	76	25	17	6	5	2	0	0	0	0	0	0	.36E+00	.34E-01	33E-01	.41E-01	43E-01	45E-01
1162	611	157	34	6	7	5	1	0	0	0	0	0	0	0	.18E+00	.20E-01	20E-01	.26E-01	30E-01	26E-01
1930	420	70	14	5	4	1	2	0	1	0	0	0	0	0	.13E+00	.16E-01	.16E-01	.22E-01	25E-01	18E-01
2518	276	35	7	1	3	0	1	0	1	0	0	0	0	0	.93E-01	.15E-01	.15E-01	.21E-01	22E-01	14E-01
2630	334	48	7	2	4	0	0	0	0	0	0	0	0	0	.86E-01	.16E-01	.16E-01	.23E-01	24E-01	15E-01
2634	260	36	3	1	0	0	1	0	0	0	0	0	0	0	.69E-01	.14E-01	.14E-01	.20E-01	21E-01	.13E-01
2547	258	32	5	3	1	0	0	0	0	0	0	0	0	0	.67E-01	.13E-01	.14E-01	.20E-01	21E-01	12E-01
2582	191	24	6	0	0	0	0	0	0	0	0	0	0	0	.54E-01	.12E-01	12E-01	.18E-01	19E-01	10E-01
2149	133	14	4	0	0	1	0	0	0	0	0	0	0	0	.44E-01	97E-02	.10E-01	.15E-01	15E-01	80E-02

28 DAY 6 MONTH 79 5:58:20 PROBE RANGE 100 FRAME NUMBER 261

MEAN CHANNEL DIAMETER IN MICROMETERS																GM PER CUBIC	WAVELENGTH IN MICROMETERS				
4.0	8.0	12.0	16.0	20.0	24.0	28.0	32.0	36.0	40.0	44.0	48.0	52.0	56.0	60.0		METER	.550	1.06	3.80	9.35	10.6
																	EXTINCTION IN RECIPROCAL METERS				
2134	158	11	5	0	0	0	0	0	0	0	0	0	0	0		42E-01	.9E-02	.10E-01	.15E-01	15E-01	.82E-02
2118	169	17	4	1	0	0	0	0	0	0	0	0	0	0		45E-01	.10E-01	10E-01	.15E-01	16E-01	87E-02
1940	147	12	2	1	1	0	0	0	0	0	0	0	0	0		.41E-01	.91E-02	.93E-02	.14E-01	14E-01	.77E-02
1750	121	21	1	1	2	0	0	0	0	0	0	0	0	0		.42E-01	.85E-02	.86E-02	.13E-01	13E-01	73E-02
1518	90	10	2	1	0	0	0	0	0	0	0	0	0	0		.29E-01	.67E-02	.69E-02	.10E-01	10E-01	.55E-02
1390	83	7	4	1	0	1	1	0	0	0	0	0	0	0		37E-01	66E-02	68E-02	.99E-02	10E-01	55E-02
1433	89	12	0	1	0	0	0	0	0	0	0	0	0	0		.27E-01	.64E-02	.66E-02	.99E-02	99E-02	53E-02
1261	67	6	0	0	0	0	0	0	0	0	0	0	0	0		.21E-01	.53E-02	.55E-02	.83E-02	82E-02	.41E-02
1270	64	5	2	0	0	0	0	0	0	0	0	0	0	0		.22E-01	.53E-02	55E-02	.83E-02	83E-02	.43E-02
1126	48	6	1	0	0	0	0	0	0	0	0	0	0	0		.18E-01	.46E-02	.48E-02	.73E-02	.72E-02	.35E-02

29 DAY 6 MONTH 79 5:58:30 PROBE RANGE 100 FRAME NUMBER 262

MEAN CHANNEL DIAMETER IN MICROMETERS																GM PER CUBIC	WAVELENGTH IN MICROMETERS				
4.0	8.0	12.0	16.0	20.0	24.0	28.0	32.0	36.0	40.0	44.0	48.0	52.0	56.0	60.0		METER	.550	1.06	3.80	9.35	10.6
																	EXTINCTION IN RECIPROCAL METERS				
1015	37	9	3	1	0	0	0	0	0	0	0	0	0	0		.20E-01	.44E-02	.45E-02	.68E-02	68E-02	.35E-02
1256	58	5	2	0	0	0	0	0	0	0	0	0	0	0		22E-01	.53E-02	.55E-02	.83E-02	83E-02	.42E-02
1179	73	11	2	0	0	0	0	0	0	0	0	0	0	0		23E-01	53E-02	.55E-02	82E-02	83E-02	44E-02
1030	61	4	1	1	0	0	0	0	0	0	0	0	0	0		.19E-01	.45E-02	.46E-02	.70E-02	70E-02	.36E-02
956	76	4	1	1	0	0	1	0	0	0	0	0	0	0		.21E-01	.38E-02	.39E-02	.58E-02	58E-02	.30E-02
947	53	6	1	1	0	0	0	0	0	0	0	0	0	0		.18E-01	.42E-02	.43E-02	.65E-02	65E-02	.34E-02
850	37	7	2	0	0	0	0	0	0	0	0	0	0	0		.14E-01	.35E-02	.36E-02	.55E-02	54E-02	.27E-02
739	29	3	0	0	0	0	0	0	0	0	0	0	0	0		.11E-01	.29E-02	.31E-02	.47E-02	46E-02	22E-02
616	23	5	3	0	0	0	0	0	0	0	0	0	0	0		.12E-01	.27E-02	.28E-02	.41E-02	41E-02	.21E-02
621	18	0	0	0	0	0	0	0	0	0	0	0	0	0		.81E-02	.23E-02	.24E-02	.37E-02	36E-02	.16E-02

28 DAY 6 MONTH 79 5:58:40 PROBE RANGE 100 FRAME NUMBER 263

MEAN CHANNEL DIAMETER IN MICROMETERS																GM PER CUBIC	WAVELENGTH IN MICROMETERS				
4.0	8.0	12.0	16.0	20.0	24.0	28.0	32.0	36.0	40.0	44.0	48.0	52.0	56.0	60.0		METER	.550	1.06	3.80	9.35	10.6
																	EXTINCTION IN RECIPROCAL METERS				
670	18	1	0	1	0	0	0	0	0	0	0	0	0	0		.10E-01	.26E-02	.27E-02	.41E-02	40E-02	18E-02
580	16	1	0	0	0	0	0	0	0	0	0	0	0	0		.77E-02	.22E-02	.23E-02	.35E-02	34E-02	15E-02
514	7	3	0	0	1	0	0	0	0	0	0	0	0	0		.92E-02	.20E-02	.21E-02	.33E-02	32E-02	.15E-02
520	22	0	3	1	0	0	0	0	0	0	0	0	0	0		11E-01	.23E-02	23E-02	.35E-02	35E-02	16E-02
442	21	2	0	0	0	0	0	0	0	0	0	0	0	0		.70E-02	.18E-02	.19E-02	.29E-02	28E-02	14E-02
483	16	3	0	1	1	0	0	0	0	0	0	0	0	0		.1.E-01	.21E-02	.22E-02	.33E-02	32E-02	17E-02
382	10	2	1	1	0	0	0	0	0	0	0	0	0	0		74E-02	.16E-02	.17E-02	.25E-02	25E-02	12E-02
319	15	1	0	0	0	0	0	0	0	0	0	0	0	0		.49E-02	.13E-02	.13E-02	.20E-02	20E-02	98E-03
286	5	0	0	0	0	0	0	0	0	0	0	0	0	0		.34E-02	10E-02	11E-02	17E-02	16E-02	.68E-03
188	6	3	0	0	0	0	0	0	0	0	0	0	0	0		.33E-02	.80E-03	83E-03	.13E-02	12E-02	.63E-03

28 DAY 6 MONTH 79 5:58:50 PROBE RANGE 100 FRAME NUMBER 264

MEAN CHANNEL DIAMETER IN MICROMETERS																GM PER CUBIC	WAVELENGTH IN MICROMETERS				
4.0	8.0	12.0	16.0	20.0	24.0	28.0	32.0	36.0	40.0	44.0	48.0	52.0	56.0	60.0		METER	.550	1.06	3.80	9.35	10.6
																	EXTINCTION IN RECIPROCAL METERS				
179	4	1	0	0	0	0	0	0	0	0	0	0	0	0		25E-02	68E-03	.71E-03	.11E-02	11E-02	.49E-03
190	3	1	0	0	0	0	0	0	0	0	0	0	0	0		.25E-02	71E-03	.74E-03	.11E-02	11E-02	49E-03
204	4	1	0	0	0	0	0	0	0	0	0	0	0	0		29E-02	.77E-03	.80E-03	12E-02	12E-02	53E-03
177	15	0	0	0	0	0	0	0	0	0	0	0	0	0		31E-02	.79E-03	.81E-03	.12E-02	12E-02	.66E-03
174	5	0	0	0	0	0	0	0	0	0	0	0	0	0		23E-02	65E-03	.68E-03	.10E-02	10E-02	.45E-03
130	3	0	0	0	0	0	0	0	0	0	0	0	0	0		.16E-02	47E-03	.50E-03	77E-03	75E-03	.32E-03
130	5	0	0	0	0	0	0	0	0	0	0	0	0	0		.18E-02	.50E-03	.52E-03	.80E-03	79E-03	.36E-03
174	7	0	0	0	0	0	0	0	0	0	0	0	0	0		24E-02	67E-03	70E-03	11E-02	11E-02	.49E-03
144	1	1	0	0	0	0	0	0	0	0	0	0	0	0		21E-02	.56E-03	.59E-03	.90E-03	88E-03	41E-03
148	2	0	0	0	0	0	0	0	0	0	0	0	0	0		.17E-02	52E-03	.55E-03	.86E-03	82E-03	34E-03

28 DAY 6 MONTH 79 5:59: 0 PROBE RANGE 100 FRAME NUMBER 265

MEAN CHANNEL DIAMETER IN MICROMETERS															GM PER CUBIC	WAVELENGTH IN MICROMETERS				
4.0	8.0	12.0	16.0	20.0	24.0	28.0	32.0	36.0	40.0	44.0	48.0	52.0	56.0	60.0	METER	.550	1.06	3.80	9.35	10.6
																EXTINCTION IN RECIPROCAL METERS				
130	1	0	0	0	0	0	0	0	0	0	0	0	0	0	.15E-02	45E-03	.47E-03	.74E-03	71E-03	29E-03
139	5	0	0	0	0	102	202	202	202	202	202	202	202	203						
632	38	15	4	3	1	4	0	0	0	0	0	0	0	0	.37E-01	42E-02	.43E-02	.60E-02	52E-02	.41E-02
814	55	9	7	3	1	0	1	1	0	0	0	0	0	0	.40E-01	.49E-02	.50E-02	70E-02	73E-02	.45E-02
752	49	4	5	0	3	0	1	0	0	0	0	0	0	0	29E-01	.41E-02	42E-02	.59E-02	61E-02	36E-02
660	50	12	2	2	0	0	0	0	0	0	0	0	0	0	.19E-01	35 -02	35E-02	.52E-02	53E-02	32E-02
675	73	13	5	1	0	1	0	0	0	0	0	0	0	0	25E-01	.41E-02	41E-02	.59E-02	62E-02	40E-02
955	87	12	2	1	2	0	0	0	0	0	0	0	0	0	.28E-01	.51E-02	.52E-02	.75E-02	78E-02	.47E-02
1033	65	8	1	0	2	0	0	0	0	0	0	0	0	0	24E 01	.48E-02	50E-02	73E-02	74E-02	.41E-02
1412	107	18	4	4	1	0	0	0	0	0	1	0	0	0	.57E-01	.77E-02	.79E-02	.11E-01	12E-01	.70E-02

28 DAY 6 MONTH 79 5:59:10 PROBE RANGE 100 FRAME NUMBER 266

MEAN CHANNEL DIAMETER IN MICROMETERS															GM PER CUBIC	WAVELENGTH IN MICROMETERS				
4.0	8.0	12.0	16.0	20.0	24.0	28.0	32.0	36.0	40.0	44.0	48.0	52.0	56.0	60.0	METER	550	1.06	3.80	9.35	10.6
																EXTINCTION IN RECIPROCAL METERS				
1432	125	7	3	1	1	1	0	0	0	0	0	0	0	0	.37E-01	.71E-02	.73E-02	.11E-01	11E-01	.63E-02
1022	59	11	1	1	0	0	0	0	0	0	0	0	0	0	.21E-01	46E-02	.48E-02	.72E-02	72E-02	.39E-02
1266	84	13	0	2	0	0	0	0	0	0	0	0	0	0	.27E-01	.59E-02	.60E-02	.90E-02	91E-02	.50E-02
1303	62	5	2	0	0	0	0	0	0	0	0	0	0	0	.22E-01	.54E-02	.56E-02	.85E-02	85E-02	42E-02
1548	80	14	0	0	0	0	0	0	0	0	0	0	0	0	.27E-01	.66E-02	.69E-02	.10E-01	10E-01	.53E-02
1098	57	15	2	0	1	1	0	0	0	0	0	0	0	0	.28E-01	.52E-02	.54E-02	.80E-02	80E-02	44E-02
1436	98	12	6	1	0	0	0	0	0	0	1	0	0	0	.50E-01	.73E-02	.75E-02	.11E-01	11E-01	.63E-02
1112	60	9	2	0	0	0	0	0	0	0	0	0	0	0	.21E-01	.49E-02	.50E-02	.76E-02	76E-02	.39E-02
967	47	7	2	0	0	0	0	0	0	0	0	0	0	0	.17E-01	.42E-02	.43E-02	.65E-02	65E-02	33E-02
689	24	7	0	0	0	0	0	0	0	0	0	0	0	0	.10E-01	27E-02	.28E-02	.43E-02	42E-02	20E-02

28 DAY 6 MONTH 79 5:59:20 PROBE RANGE 100 FRAME NUMBER 267

MEAN CHANNEL DIAMETER IN MICROMETERS															GM PER CUBIC	WAVELENGTH IN MICROMETERS				
4.0	8.0	12.0	16.0	20.0	24.0	28.0	32.0	6.0	40.0	44.0	48.0	52.0	56.0	60.0	METER	.550	1.06	3.80	9.35	10.6
																EXTINCTION IN RECIPROCAL METERS				
702	37	5	1	1	0	0	0	0	0	0	0	0	0	0	.14E-01	.31E-02	.32E-02	.48E-02	48E-02	25E-02
869	45	3	2	0	0	0	0	0	0	0	0	0	0	0	.15E-01	.37E-02	.38E-02	.57E-02	57E-02	29E-02
697	18	3	1	0	0	0	0	0	0	0	0	0	0	0	.10E-01	.27E-02	.28E-02	.43E-02	42E-02	20E-02
611	30	3	3	0	0	0	0	0	0	0	0	0	0	0	.12E-01	.27E-02	28E-02	.41E-02	42E-02	22E-02
577	19	3	1	0	0	0	0	0	0	0	0	0	0	0	.92E-02	.23E-02	.24E-02	.37E-02	36E-02	17E-02
559	17	4	3	2	0	0	0	0	0	0	0	0	0	0	.13E-01	25E-02	26E-02	.39E-02	39E-02	20E-02
556	21	4	2	0	0	0	0	0	0	0	0	0	0	0	.10E-01	.24E-02	.24E-02	.37E-02	37E-02	18E-02
510	21	5	1	2	1	0	0	0	0	0	0	0	0	0	.14E-01	.25E-02	.25E-02	.37E-02	37E-02	11E-02
509	24	2	1	0	0	0	0	0	0	0	0	0	0	0	.86E-02	.21E-02	22E-02	.33E-02	33E-02	17E-02
458	24	7	3	1	0	0	0	0	1	0	0	0	0	0	.23E-01	.26E-02	.27E-02	.37E-02	39E-02	23E-02

28 DAY 6 MONTH 79 5:59:30 PROBE RANGE 100 FRAME NUMBER 268

MEAN CHANNEL DIAMETER IN MICROMETERS															GM PER CUBIC	WAVELENGTH IN MICROMETERS				
4.0	8.0	12.0	16.0	20.0	24.0	28.0	32.0	36.0	40.0	44.0	48.0	52.0	56.0	60.0	METER	550	1.06	3.80	9.35	10.6
																EXTINCTION IN RECIPROCAL METERS				
24.	14	1	0	0	0	0	0	0	0	0	0	0	0	0	.40E-02	10E-02	.11E-02	.16E-02	16E-02	81E-03
295	13	1	0	0	0	0	0	0	0	0	0	0	0	0	.45E-02	12E-02	12E-02	.19E-02	19E-02	90E-03
427	12	0	2	0	0	0	0	0	0	0	0	0	0	0	.69E-02	17E-02	.18E-02	.27E-02	26E-02	12E-02
313	7	2	0	0	0	0	0	0	0	0	0	0	0	0	.45E-02	12E-02	.13E-02	.19E-02	19E-02	86E-03
416	15	1	0	0	0	0	0	0	0	0	0	0	0	0	.59E-02	16E-02	17E-02	.26E-02	25E-02	12E-02
378	23	4	0	0	0	0	0	0	0	0	0	0	0	0	.71E-02	17E-02	.17E-02	.26E-02	26E-02	14E-02
435	14	1	1	1	0	0	0	0	2346	1010	1010	2020	2020	2030	.23E+03	.53E+01	.57E+01	55E+01	62E+01	59E+01
804	34	13	6	3	2	0	1	1	0	0	0	0	0	0	.41E-01	47E-02	.49E-02	.68E-02	71E-02	.43E-02
1338	75	18	9	6	4	2	3	0	1	0	0	0	0	0	.82E-01	86E-02	.88E-02	.12E-01	13E-01	81E-02
0	0	0	0	0	0	0	0	0	0	0	0	0	0	0	.00E+00	00E+00	.00E+00	.00E+00	00E+00	00E+00

Instrument damaged by shrapnel at this point

28 DAY 6 MONTH 79 5:59:40 PROBE RANGE 100 FRAME NUMBER 269

MEAN CHANNEL DIAMETER IN MICROMETERS															GM PER CUBIC	WAVELENGTH IN MICROMETERS				
4.0	8.0	12.0	16.0	20.0	24.0	28.0	32.0	36.0	40.0	44.0	48.0	52.0	56.0	60.0	METER	.550	1.06	3.80	9.35	10.6
																EXTINCTION IN RECIPROCAL METERS				
0	0	0	0	0	0	0	0	0	0	0	0	0	0	0	.00E+00	.00E+00	.00E+00	.00E+00	.00E+00	.00E+00
0	0	0	0	0	0	0	0	0	0	0	0	0	0	0	.00E+00	.00E+00	.00E+00	.00E+00	.00E+00	.00E+00
0	0	0	0	0	0	0	0	0	0	0	0	0	0	0	.00E+00	.00E+00	.00E+00	.00E+00	.00E+00	.00E+00
0	0	0	0	0	0	0	0	0	0	0	0	0	0	0	.00E+00	.00E+00	.00E+00	.00E+00	.00E+00	.00E+00
0	0	0	0	0	0	0	0	0	0	0	0	0	0	0	.00E+00	.00E+00	.00E+00	.00E+00	.00E+00	.00E+00
0	0	0	0	0	0	0	0	0	0	0	0	0	0	0	.00E+00	.00E+00	.00E+00	.00E+00	.00E+00	.00E+00
0	0	0	0	0	0	0	0	0	0	0	0	0	0	0	.00E+00	.00E+00	.00E+00	.00E+00	.00E+00	.00E+00
0	0	0	0	0	0	0	0	0	0	0	0	0	0	0	.00E+00	.00E+00	.00E+00	.00E+00	.00E+00	.00E+00
0	0	0	0	0	0	0	0	0	0	0	0	0	0	0	.00E+00	.00E+00	.00E+00	.00E+00	.00E+00	.00E+00
0	0	0	0	0	0	0	0	0	0	0	0	0	0	0	.00E+00	.00E+00	.00E+00	.00E+00	.00E+00	.00E+00

28 DAY 6 MONTH 79 5:59:50 PROBE RANGE 100 FRAME NUMBER 270

MEAN CHANNEL DIAMETER IN MICROMETERS															GM PER CUBIC	WAVELENGTH IN MICROMETERS				
4.0	8.0	12.0	16.0	20.0	24.0	28.0	32.0	36.0	40.0	44.0	48.0	52.0	56.0	60.0	METER	.550	1.06	3.80	9.35	10.6
																EXTINCTION IN RECIPROCAL METERS				
0	0	0	0	0	0	0	0	0	0	0	0	0	0	0	.00E+00	.00E+00	.00E+00	.00E+00	.00E+00	.00E+00
0	0	0	0	0	0	0	0	0	0	0	0	0	0	0	.00E+00	.00E+00	.00E+00	.00E+00	.00E+00	.00E+00
0	0	0	0	0	0	0	0	0	0	0	0	0	0	0	.00E+00	.00E+00	.00E+00	.00E+00	.00E+00	.00E+00
0	0	0	0	0	0	0	0	0	0	0	0	0	0	0	.00E+00	.00E+00	.00E+00	.00E+00	.00E+00	.00E+00
0	0	0	0	0	0	0	0	0	0	0	0	0	0	0	.00E+00	.00E+00	.00E+00	.00E+00	.00E+00	.00E+00
0	0	0	0	0	0	0	0	0	0	0	0	0	0	0	.00E+00	.00E+00	.00E+00	.00E+00	.00E+00	.00E+00
0	0	0	0	0	0	0	0	0	0	0	0	0	0	0	.00E+00	.00E+00	.00E+00	.00E+00	.00E+00	.00E+00
0	0	0	0	0	0	0	0	0	0	0	0	0	0	0	.00E+00	.00E+00	.00E+00	.00E+00	.00E+00	.00E+00
0	0	0	0	0	0	0	0	0	0	0	0	0	0	0	.00E+00	.00E+00	.00E+00	.00E+00	.00E+00	.00E+00

28 DAY 6 MONTH 79 6: 0: 0 PROBE RANGE 100 FRAME NUMBER 271

MEAN CHANNEL DIAMETER IN MICROMETERS															GM PER CUBIC	WAVELENGTH IN MICROMETERS				
4.0	8.0	12.0	16.0	20.0	24.0	28.0	32.0	36.0	40.0	44.0	48.0	52.0	56.0	60.0	METER	.550	1.06	3.80	9.35	10.6
																EXTINCTION IN RECIPROCAL METERS				
0	0	0	0	0	0	0	0	0	0	0	0	0	0	0	.00E+00	.00E+00	.00E+00	.00E+00	.00E+00	.00E+00
0	0	0	0	0	0	0	0	0	0	0	0	0	0	0	.00E+00	.00E+00	.00E+00	.00E+00	.00E+00	.00E+00
0	0	0	0	0	0	0	0	0	0	0	0	0	0	0	.00E+00	.00E+00	.00E+00	.00E+00	.00E+00	.00E+00
0	0	0	0	0	0	0	0	0	0	0	0	0	0	0	.00E+00	.00E+00	.00E+00	.00E+00	.00E+00	.00E+00
0	0	0	0	0	0	0	0	0	0	0	0	0	0	0	.00E+00	.00E+00	.00E+00	.00E+00	.00E+00	.00E+00
0	0	0	0	0	0	0	0	0	0	0	0	0	0	0	.00E+00	.00E+00	.00E+00	.00E+00	.00E+00	.00E+00
0	0	0	0	0	0	0	0	0	0	0	0	0	0	0	.00E+00	.00E+00	.00E+00	.00E+00	.00E+00	.00E+00
0	0	0	0	0	0	0	0	0	0	0	0	0	0	0	.00E+00	.00E+00	.00E+00	.00E+00	.00E+00	.00E+00
0	0	0	0	0	0	0	0	0	0	0	0	0	0	0	.00E+00	.00E+00	.00E+00	.00E+00	.00E+00	.00E+00

28 DAY 6 MONTH 79 6: 0:10 PROBE RANGE 100 FRAME NUMBER 272

MEAN CHANNEL DIAMETER IN MICROMETERS															GM PER CUBIC	WAVELENGTH IN MICROMETERS				
4.0	8.0	12.0	16.0	20.0	24.0	28.0	32.0	36.0	40.0	44.0	48.0	52.0	56.0	60.0	METER	.550	1.06	3.80	9.35	10.6
																EXTINCTION IN RECIPROCAL METERS				
0	0	0	0	0	0	0	0	0	0	0	0	0	0	0	.00E+00	.00E+00	.00E+00	.00E+00	.00E+00	.00E+00
0	0	0	0	0	0	0	0	0	0	0	0	0	0	0	.00E+00	.00E+00	.00E+00	.00E+00	.00E+00	.00E+00
0	0	0	0	0	0	0	0	0	0	0	0	0	0	0	.00E+00	.00E+00	.00E+00	.00E+00	.00E+00	.00E+00
0	0	0	0	0	0	0	0	0	0	0	0	0	0	0	.00E+00	.00E+00	.00E+00	.00E+00	.00E+00	.00E+00
0	0	0	0	0	0	0	0	0	0	0	0	0	0	0	.00E+00	.00E+00	.00E+00	.00E+00	.00E+00	.00E+00
0	0	0	0	0	0	0	0	0	0	0	0	0	0	0	.00E+00	.00E+00	.00E+00	.00E+00	.00E+00	.00E+00
0	0	0	0	0	0	0	0	0	0	0	0	0	0	0	.00E+00	.00E+00	.00E+00	.00E+00	.00E+00	.00E+00
0	0	0	0	0	0	0	0	0	0	101	101	101	101	101						
0	0	0	0	0	0	0	0	0	0	0	0	0	0	0	.00E+00	.00E+00	.00E+00	.00E+00	.00E+00	.00E+00
0	0	0	0	0	0	0	0	0	0	0	0	0	0	0	.00E+00	.00E+00	.00E+00	.00E+00	.00E+00	.00E+00

ELECTRO-OPTICS DISTRIBUTION LIST

Commander
US Army Aviation School
Fort Rucker, AL 36362

Commander
US Army Aviation Center
ATTN: ATZQ-D-MA (Mr. Oliver N. Heath)
Fort Rucker, AL 36362

Commander
US Army Aviation Center
ATTN: ATZQ-D-MS (Mr. Donald Wagner)
Fort Rucker, AL 36362

NASA/Marshall Space Flight Center
ATTN: ES-83 (Otha H. Vaughan, Jr.)
Huntsville, AL 35812

NASA/Marshall Space Flight Center
Atmospheric Sciences Division
ATTN: Code ES-81 (Dr. William W. Vaughan)
Huntsville, AL 35812

Nichols Research Corporation
ATTN: Dr. Lary W. Pinkley
4040 South Memorial Parkway
Huntsville, AL 35802

John M. Hobbie
c/o Kentron International
2003 Byrd Spring Road
Huntsville, AL 35802

Mr. Ray Baker
Lockheed-Missile & Space Company
4800 Bradford Blvd
Huntsville, AL 35807

Commander
US Army Missile Command
ATTN: DRSMI-OG (Mr. Donald R. Peterson)
Redstone Arsenal, AL 35809

Commander
US Army Missile Command
ATTN: DRSMI-OGA (Dr. Bruce W. Fowler)
Redstone Arsenal, AL 35809

Commander
US Army Missile Command
ATTN: DRSMI-REL (Dr. George Emmons)
Redstone Arsenal, AL 35809

Commander
US Army Missile Command
ATTN: DRSMI-REO (Huey F. Anderson)
Redstone Arsenal, AL 35809

Commander
US Army Missile Command
ATTN: DRSMI-REO (Mr. Maxwell W. Harper)
Redstone Arsenal, AL 35809

Commander
US Army Missile Command
ATTN: DRSMI-REO (Mr. Gene Widenhofer)
Redstone Arsenal, AL 35809

Commander
US Army Missile Command
ATTN: DRSMI-RHC (Dr. Julius Q. Lilly)
Redstone Arsenal, AL 35809

Commander
US Army Missile Command
Redstone Scientific Information Center
ATTN: DRSMI-RPRD (Documents Section)
Redstone Arsenal, AL 35809

Commander
US Army Missile Command
ATTN: DRSMI-RRA (Dr. Oskar Essenwanger)
Redstone Arsenal, AL 35809

Commander
US Army Missile Command
ATTN: DRSMI-RRO (Mr. Charles Christensen)
Redstone Arsenal, AL 35809

Commander
US Army Missile Command
ATTN: DRSMI-RRO (Dr. George A. Tanton)
Redstone Arsenal, AL 35809

Commander
US Army Communications Command
ATTN: CC-OPS-PP
Fort Huachuca, AZ 35613

Commander
US Army Intelligence Center & School
ATTN: ATSI-CD-CS (Mr. Richard G. Cundy)
Fort Huachuca, AZ 85613

Commander
US Army Intelligence Center & School
ATTN: ATSI-CD-MD (Mr. Harry Wilder)
Fort Huachuca, AZ 85613

Commander
US Army Intelligence Center & School
ATTN: ATSI-CS-C (2LT Coffman)
Fort Huachuca, AZ 85613

Commander
US Army Yuma Proving Ground
ATTN: STEYP-MSA-TL
Bldg 2105
Yuma, AZ 85364

Northrop Corporation
Electro-Mechanical Division
ATTN: Dr. Richard D. Tooley
500 East Orangethorpe Avenue
Anaheim, CA 92801

Commander
Naval Weapons Center
ATTN: Code 3918 (Dr. Alexis Shlanta)
China Lake, CA 93555

Hughes Helicopters
Army Advanced Attack Helicopter Weapons
ATTN: Mr. Charles R. Hill
Centinela and Teale Streets
Bldg 305, MS T-73A
Culter City, CA 90230

Commander
US Army Combat Developments
Experimentation Command
ATTN: ATEC-PL-M (Mr. Gary G. Love)
Fort Ord, CA 93941

SRI International
ATTN: K2000/Dr. Edward E. Uthe
333 Ravenswood Avenue
Menlo Park, CA 94025

SRI International
ATTN: Mr. J. E. Van der Laan
333 Ravenswood Avenue
Menlo Park, CA 94025

Joane May
Naval Environmental Prediction
Research Facility (NEPRF)
ATTN: Library
Monterey, CA 93940

Sylvania Systems Group,
Western Division
GTE Products Corporation
ATTN: Technical Reports Library
P.O. Box 205
Mountain View, CA 94042

Sylvania Systems Group
Western Division
GTE Products Corporation
ATTN: Mr. Lee W. Carrier
P.O. Box 188
Mountain View, CA 94042

Pacific Missile Test Center
Geophysics Division
ATTN: Code 3253
Point Mugu, CA 93042

Pacific Missile Test Center
Geophysics Division
ATTN: Code 3253 (Terry E. Battalino)
Point Mugu, CA 93042

Effects Technology Inc.
ATTN: Mr. John D. Carlyle
5383 Hollister Avenue
Santa Barbara, CA 93111

Commander
Naval Ocean Systems Center
ATTN: Code 532 (Dr. Juergen Richter)
San Diego, CA 92152

Commander
Naval Ocean Systems Center
ATTN: Code 5322 (Mr. Herbert G. Hughes)
San Diego, CA 92152

Commander
Naval Ocean Systems Center
ATTN: Code 4473 (Tech Library)
San Diego, CA 92152

The RAND Corporation
ATTN: Ralph Huschke
1700 Main Street
Santa Monica, CA 90406

Particle Measuring Systems, Inc.
ATTN: Dr. Robert G. Knollenberg
1855 South 57th Court
Boulder, CO 80301

US Department of Commerce
National Oceanic and Atmospheric Admin
Environmental Research Laboratories
ATTN: Library, R-51, Technical Reports
325 Broadway
Boulder, CO 80303

US Department of Commerce
National Oceanic and Atmospheric Admin
Environmental Research Laboratories
ATTN: R45X3 (Dr. Vernon E. Derr)
Boulder, CO 80303

US Department of Commerce
National Telecommunications and
Information Administration
Institute for Telecommunication Sciences
ATTN: Code 1-3426 (Dr. Hans J. Liebe)
Boulder, CO 80303

AFATL/DLODL
Technical Library
Eglin AFB, FL 32542

Commanding Officer
Naval Training Equipment Center
ATTN: Technical Information Center
Orlando, FL 32813

Georgia Institute of Technology
Engineering Experiment Station
ATTN: Dr. Robert W. McMillan
Atlanta, GA 30332

Georgia Institute of Technology
Engineering Experiment Station
ATTN: Dr. James C. Wiltse
Atlanta, GA 30332

Commandant
US Army Infantry Center
ATTN: ATSH-CD-MS-E (Mr. Robert McKenna)
Fort Benning, GA 31805

Commander
US Army Signal Center & Fort Gordon
ATTN: ATZHCD-CS
Fort Gordon, GA 30905

Commander
US Army Signal Center & Fort Gordon
ATTN: ATZHCD-O
Fort Gordon, GA 30905

USAFETAC/DNE
ATTN: Mr. Charles Glauber
Scott AFB, IL 62225

Commander
Air Weather Service
ATTN: AWS/DNDP (LTC Kit G. Cottrell)
Scott AFB, IL 62225

Commander
Air Weather Service
ATTN: AWS/DOOF (MAJ Robert Wright)
Scott AFB, IL 62225

Commander
US Army Combined Arms Center
& Ft. Leavenworth
ATTN: ATZLCA-CAA-Q (Mr. H. Kent Pickett)
Fort Leavenworth, KS 66027

Commander
US Army Combined Arms Center
& Ft. Leavenworth
ATTN: ATZLCA-SAN (Robert DeKinder, Jr.)
Fort Leavenworth, KS 66027

Commander
US Army Combined Arms Center
& Ft. Leavenworth
ATTN: ATZLCA-SAN (Mr. Kent I. Johnson)
Fort Leavenworth, KS 66027

Commander
US Army Combined Arms Center
& Ft. Leavenworth
ATTN: ATZLCA-WE (LTC Darrell Holland)
Fort Leavenworth, KS 66027

President
USAARENBD
ATTN: ATZK-AE-TA (Dr. Charles R. Leake)
Fort Knox, KY 40121

Commander
US Army Armor Center and Fort Knox
ATTN: ATZK-CD-MS
Fort Knox, KY 40121

Commander
US Army Armor Center and Fort Knox
ATTN: ATZK-CD-SD
Fort Knox, KY 40121

Aerodyne Research Inc.
ATTN: Dr. John F. Ebersole
Crosby Drive
Bedford, MA 01730

Commander
Air Force Geophysics Laboratory
ATTN: OPA (Dr. Robert W. Fenn)
Hanscom AFB, MA 01731

Commander
Air Force Geophysics Laboratory
ATTN: OPI (Dr. Robert A. McClatchey)
Hanscom AFB, MA 01731

Massachusetts Institute of Technology
Lincoln Laboratory
ATTN: Dr. T. J. Goblick, B-370
P.O. Box 73
Lexington, MA 02173

Massachusetts Institute of Technology
Lincoln Laboratory
ATTN: Dr. Michael Gruber
P.O. Box 73
Lexington, MA 02173

Raytheon Company
Equipment Division
ATTN: Dr. Charles M. Sonnenschein
430 Boston Post Road
Wayland, MA 01778

Commander
US Army Ballistic Research Laboratory/
ARRADCOM
ATTN: DRDAR-BLB (Mr. Richard McGee)
Aberdeen Proving Ground, MD 21005

Commander/Director
Chemical Systems Laboratory
US Army Armament Research
& Development Command
ATTN: DRDAR-CLB-PS (Dr. Edward Stuebing)
Aberdeen Proving Ground, MD 21010

Commander/Director
Chemical Systems Laboratory
US Army Armament Research
& Development Command
ATTN: DRDAR-CLB-PS (Mr. Joseph Vervier)
Aberdeen Proving Ground, MD 21010

Commander/Director
Chemical Systems Laboratory
US Army Armament Research
& Development Command
ATTN: DRDAR-CLY-A (Mr. Ronnald Pennsyle)
Aberdeen Proving Ground, MD 21010

Commander
US Army Ballistic Research Laboratory/
ARRADCOM
ATTN: DRDAR-TSB-S (STINFO)
Aberdeen Proving Ground, MD 21005

Commander
US Army Electronics Research
& Development Command
ATTN: DRDEL-CCM (W. H. Pepper)
Adelphi, MD 20783

Commander
US Army Electronics Research
& Development Command
ATTN: DRDEL-CG/DRDEL-DC/DRDEL-CS
2800 Powder Mill Road
Adelphi, MD 20783

Commander
US Army Electronics Research
& Development Command
ATTN: DRDEL-CT
2800 Powder Mill Road
Adelphi, MD 20783

Commander
US Army Electronics Research
& Development Command
ATTN: DRDEL-PAO (Mr. Steven Kimmel)
2800 Powder Mill Road
Adelphi, MD 20783

Project Manager
Smoke/Obscurants
ATTN: DRDPM-SMK
(Dr. Anthony Van de Wal, Jr.)
Aberdeen Proving Ground, MD 21005

Project Manager
Smoke/Obscurants
ATTN: DRDPM-SMK-T (Mr. Sidney Gerard)
Aberdeen Proving Ground, MD 21005

Commander
US Army Test & Evaluation Command
ATTN: DRSTE-AD-M (Mr. Warren M. Baity)
Aberdeen Proving Ground, MD 21005

Commander
US Army Test & Evaluation Command
ATTN: DRSTE-AD-M (Dr. Norman E. Pentz)
Aberdeen Proving Ground, MD 21005

Director
US Army Materiel Systems Analysis Activity
ATTN: DRXSY-AAM (Mr. William Smith)
Aberdeen Proving Ground, MD 21005

Director
US Army Materiel Systems Analysis Activity
ATTN: DRXSY-CS (Mr. Philip H. Beavers)
Aberdeen Proving Ground, MD 21005

Director
US Army Materiel Systems Analysis Activity
ATTN: DRXSY-GB (Wilbur L. Warfield)
Aberdeen Proving Ground, MD 21005

Director
US Army Materiel Systems Analysis Activity
ATTN: DRXSY-GP (Mr. Fred Campbell)
Aberdeen Proving Ground, MD 21005

Director
US Army Materiel Systems Analysis Activity
ATTN: DRXSY-GS
(Mr. Michael Starks/Mr. Julian Chernick)
Aberdeen Proving Ground, MD 21005

Director
US Army Materiel Systems Analysis Activity
ATTN: DRXSY-J (Mr James F. O'Bryon)
Aberdeen Proving Ground, MD 21005

Director
US Army Materiel Systems Analysis Activity
ATTN: DRXSY-LM (Mr. Robert M. Marchetti)
Aberdeen Proving Ground, MD 21005

Commander
Harry Diamond Laboratories
ATTN: Dr. William W. Carter
2800 Powder Mill Road
Adelphi, MD 20783

Commander
Harry Diamond Laboratories
ATTN: DELHD-R-CM (Mr. Robert McCoskey)
2800 Powder Mill Road
Adelphi, MD 20783

Commander
Harry Diamond Laboratories
ATTN: DELHD-R-CM-NM (Dr. Robert Humphrey)
2800 Powder Mill Road
Adelphi, MD 20783

Commander
Harry Diamond Laboratories
ATTN: DELHD-R-CM-NM (Dr. Z. G. Sztankay)
2800 Powder Mill Road
Adelphi, MD 20783

Commander
Harry Diamond Laboratories
ATTN: DELHD-R-CM-NM (Dr. Joseph Nemarich)
2800 Powder Mill Road
Adelphi, MD 20783

Commander
Air Force Systems Command
ATTN: WER (Mr. Richard F. Picanso)
Andrews AFB, MD 20334

Martin Marietta Laboratories
ATTN: Jar Mo Chen
1450 South Rolling Road
Baltimore, MD 21227

Commander
US Army Concepts Analysis Agency
ATTN: CSCA-SMC (Mr. Hal E. Hock)
8120 Woodmont Avenue
Bethesda, MD 20014

Director
National Security Agency
ATTN: R52/Dr. Douglas Woods
Fort George G. Meade, MD 20755

Chief
Intelligence Materiel Development
& Support Office
US Army Electronic Warfare Laboratory
ATTN: DELEW-I (LTC Kenneth E. Thomas)
Fort George G. Meade, MD 20755

The John Hopkins University
Applied Physics Laboratory
ATTN: Dr. Michael J. Lun
John Hopkins Road
Laurell, MD 20810

Dr. Stephen T. Hanley
1720 Rhodesia Avenue
Oxon Hill, MD 20022

Science Applications Inc.
ATTN: Mr. G. D. Currie
15 Research Drive
Ann Arbor, MI 48103

Science Applications Inc.
ATTN: Dr. Robert E. Turner
15 Research Drive
Ann Arbor, MI 48103

Commander
US Army Tank-Automotive Research
& Development Command
ATTN: DRDTA-ZSC (Mr. Harry Young)
Warren, MI 48090

Commander
US Army Tank Automotive Research
& Development Command
ATTN: DRDTA-ZSC (Mr. Wallace Mick, Jr.)
Warren, MI 48090

Dr. A. D. Belmont
Research Division
Control Data Corporation
P.O. Box 1249
Minneapolis, MN 55440

Director
US Army Engr Waterways Experiment Station
ATTN: WESEN (Mr. James Mason)
P.O. Box 631
Vicksburg, MS 39180

Commander
US Army Research Office
ATTN: DRXRO-GS (Dr. Leo Alpert)
P.O. Box 12211
Research Triangle Park, NC 27709

Commander
US Army Research Office
ATTN: DRXRO-PP (Brenda Mann)
P.O. Box 12211
Research Triangle Park, NC 27709

Commander
US Army Cold Regions Research
& Engineering Laboratory
ATTN: CRREL-RD (Dr. K. F. Sterrett)
Hanover, NH 03755

Commander/Director
US Army Cold Regions Research
& Engineering Laboratory
ATTN: CRREL-RG (Mr. George Aitken)
Hanover, NH 03755

Commander
US Army Cold Regions Research
& Engineering Laboratory
ATTN: CRREL-RG (Mr. Roger H. Berger)
Hanover, NH 03755

Commander
US Army Armament Research
& Development Command
ATTN: DRDAR-AC (Mr. James Greenfield)
Dover, NJ 07801

Commander
US Army Armament Research
& Development Command
ATTN: DRDAR-TSS (Bldg #59)
Dover, NJ 07801

Commander
US Army Armament Research
& Development Command
ATTN: DRCPM-CAWS-EI (Mr. Peteris Jansons)
Dover, NJ 07801

Commander
US Army Armament Research
& Development Command
ATTN: DRCPM-CAWS-EI (Mr. G. H. Waldron)
Dover, NJ 07801

Deputy Joint Project Manager
for Navy/USMC SAL GP
ATTN: DRCPM-CAWS-NV (CPT Joseph Miceli)
Dover, NJ 07801

Commander/Director
US Army Combat Surveillance & Target
Acquisition Laboratory
ATTN: DELCS-I (Mr. David Longinotti)
Fort Monmouth, NJ 07703

Commander/Director
US Army Combat Surveillance & Target
Acquisition Laboratory
ATTN: DELCS-PE (Mr. Ben A. Di Campli)
Fort Monmouth, NJ 07703

Commander/Director
US Army Combat Surveillance & Target
Acquisition Laboratory
ATTN: DELCS-R-S (Mr. Donald L. Foiani)
Fort Monmouth, NJ 07703

Director
US Army Electronics Technology &
Devices Laboratory
ATTN: DELET-DD (S. Danko)
Fort Monmouth, NJ 07703

Project Manager
FIREFINDER/REMBASS
ATTN: DRCPM-FFR-TM (Mr. John M. Bialo)
Fort Monmouth, NJ 07703

Commander
US Army Electronics Research
& Development Command
ATTN: DRDEL-SA (Dr. Walter S. McAfee)
Fort Monmouth, NJ 07703

OLA, 2WS (MAC)
Holloman AFB, NM 88330

Commander
Air Force Weapons Laboratory
ATTN: AFWL/WE (MAJ John R. Elrick)
Kirtland, AFB, NM 87117

Director
USA TRADOC Systems Analysis Activity
ATTN: ATAA-SL
White Sands Missile Range, NM 88002

Director
USA TRADOC Systems Analysis Activity
ATTN: ATAA-SL (Dolores Anguiano)
White Sands Missile Range, NM 88002

Director
USA TRADOC Systems Analysis Activity
ATTN: ATAA-TDB (Mr. Louie Dominguez)
White Sands Missile Range, NM 88002

Director
USA TRADOC Systems Analysis Activity
ATTN: ATAA-TDB (Mr. William J. Leach)
White Sands Missile Range, NM 88002

Director
USA TRADOC Systems Analysis Activity
ATTN: ATAA-TGP (Mr. Roger F. Willis)
White Sands Missile Range, NM 88002

Director
Office of Missile Electronic Warfare
ATTN: DELEW-M-STO (Dr. Steven Kovel)
White Sands Missile Range, NM 88002

Office of the Test Director
Joint Services EO GW CM Test Program
ATTN: DRXDE-TD (Mr. Weldon Findley)
White Sands Missile Range, NM 88002

Commander
US Army White Sands Missile Range
ATTN: STEWS-PT-AL (Laurel B. Saunders)
White Sands Missile Range, NM 88002

Commander
US Army R&D Coordinator
US Embassy - Bonn
Box 165
APO New York 09080

Grumman Aerospace Corporation
Research Department - MS A08-35
ATTN: John E. A. Selby
Bethpage, NY 11714

Rome Air Development Center
ATTN: Documents Library
TSLD (Bette Smith)
Griffiss AFB, NY 13441

Dr. Roberto Vaglio-Laurin
Faculty of Arts and Science
Dept. of Applied Science
26-36 Stuyvesant Street
New York, NY 10003

Air Force Wright Aeronautical Laboratories/
Avionics Laboratory
ATTN: AFWAL/AARI-3 (Mr. Harold Geltmacher)
Wright-Patterson AFB, OH 45433

Air Force Wright Aeronautical Laboratories/
Avionics Laboratory
ATTN: AFWAL/AARI-3 (CPT William C. Smith)
Wright-Patterson AFB, OH 45433

Commandant
US Army Field Artillery School
ATTN: ATSF-CF-R (CPT James M. Watson)
Fort Sill, OK 73503

Commandant
US Army Field Artillery School
ATTN: ATSF-CD-MS
Fort Sill, OK 73503

Commandant
US Army Field Artillery School
ATTN: ATSF-CF-R
Fort Sill, OK 73503

Commandant
US Army Field Artillery School
ATTN: NOAA Liaison Officer
(CDR Jeffrey G. Carlen)
Fort Sill, OK 73503

Commandant
US Army Field Artillery School
Morris Swett Library
ATTN: Reference Librarian
Fort Sill, OK 73503

Commander
Naval Air Development Center
ATTN: Code 301 (Mr. George F. Eck)
Warminster, PA 18974

The University of Texas at El Paso
Electrical Engineering Department
ATTN: Dr. Joseph H. Pierluissi
El Paso, TX 79968

Commandant
US Army Air Defense School
ATTN: ATSA-CD-SC-A (CPT Charles T. Thorn)
Fort Bliss, TX 79916

Commander
HQ, TRADOC Cobmined Arms Test Activity
ATTN: ATCAT-OP-Q (CPT Henry C. Cobb, Jr.)
Fort Hood, TX 76544

Commander
HQ, TRADOC Combined Arms Test Activity
ATTN: ATCAT-SCI (Dr. Darrell W. Collier)
Fort Hood, TX 76544

Commander
US Army Dugway Proving Ground
ATTN: STEDP-MT-DA-L
Dugway, UT 84022

Commander
US Army Dugway Proving Ground
ATTN: STEDP-MT-DA-M (Mr. Paul E. Carlson)
Dugway, UT 84022

Commander
US Army Dugway Proving Ground
ATTN: STEDP-MT-DA-T (Mr. John Trethewey)
Dugway, UT 84022

Commander
US Army Dugway Proving Ground
ATTN: STEDP-MT-DA-T (Mr. William Peterson)
Dugway, UT 84022

Defense Documentation Center
ATTN: DDC-TCA
Cameron Station Bldg 5
Alexandria, VA 22314
12

Ballistic Missile Defense Program Office
ATTN: DACS-BMT (Colonel Harry F. Ennis)
5001 Eisenhower Avenue
Alexandria, VA 22333

Defense Technical Information Center
ATTN: DDA-2 (Mr. James E. Shafer)
Cameron Station, Bldg 5
Alexandria, VA 22314

Commander
US Army Materiel Development
& Readiness Command
ATTN: DRCBSI-EE (Mr. Albert Giambalvo)
5001 Eisenhower Avenue
Alexandria, VA 22333

Commander
US Army Materiel Development
& Readiness Command
ATTN: DRCLDC (Mr. James Bender)
5001 Eisenhower Avenue
Alexandria, VA 22333

Defense Advanced Rsch Projects Agency
ATTN: Steve Zakanyez
1400 Wilson Blvd
Arlington, VA 22209

Defense Advanced Rsch Projects Agency
ATTN: Dr. James Tegnelia
1400 Wilson Blvd
Arlington, VA 22209

Institute for Defense Analyses
ATTN: Mr. Lucien M. Biberman
400 Army-Navy Drive
Arlington, VA 22202

Institute for Defense Analyses
ATTN: Dr. Ernest Bauer
400 Army-Navy Drive
Arlington, VA 22202

Institute of Defense Analyses
ATTN: Dr. Hans G. Wolfhard
400 Army-Navy Drive
Arlingon, VA 22202

System Planning Corporation
ATTN: Mr. Daniel Friedman
1500 Wilson Boulevard
Arlington, VA 22209

System Planning Corporation
ATTN: COL Hank Shelton
1500 Wilson Boulevard
Arlington, VA 22209

US Army Intelligence & Security Command
ATTN: Edwin Speakman, Scientific Advisor
Arlington Hall Station
Arlington, VA 22212

Commander
US Army Operational Test
& Evaluation Agency
ATTN: CSTE-ED (Mr. Floyd I. Hill)
5600 Columbia Pike
Falls Church, VA 22041

Commander and Director
US Army Engineer Topographic Laboratories
ATTN: ETL-GS-A (Mr. Thomas Neidringhaus)
Fort Belvoir, VA 22060

Director
US Army Night Vision &
Electro-Optics Laboratory
ATTN: DELNV-L (Dr. Rudolf G. Buser)
Fort Belvoir, VA 22060

Director
US Army Night Vision &
Electro-Optics Laboratory
ATTN: DELNV-L (Dr. Robert S. Rodhe)
Fort Belvoir, VA 22060

Director
US Army Night Vision &
Electro-Optics Laboratory
ATTN: DELNV-VI (Mr. Joseph R. Moulton)
Fort Belvoir, VA 22060

Director
US Army Night Vision &
Electro-Optics Laboratory
ATTN: DELNV-VI (Luanne P. Obert)
Fort Belvoir, VA 22060

Director
US Army Night Vision
& Electro-Optics Laboratory
ATTN: DELNV-VI (Mr. Thomas W. Cassidy)
Fort Belvoir, VA 22060

Director
US Army Night Vision &
Electro-Optics Laboratory
ATTN: DELNV-VI (Mr. Richard J. Bergemann)
Fort Belvoir, VA 22060

Director
US Army Night Vision &
Electro-Optics Laboratory
ATTN: DELNV-VI (Dr. James A. Ratches)
Fort Belvoir, VA 22060

Commander
US Army Training & Doctrine Command
ATTN: ATCD-AN
Fort Monroe, VA 23651

Commander
US Army Training & Doctrine Command
ATTN: ATCD-AN-M
Fort Monroe, VA 23651

Commander
US Army Training & Doctrine Command
ATTN: ATCD-F-A (Mr. Chris O'Connor, Jr.)
Fort Monroe, VA 23651

Commander
US Army Training & Doctrine Command
ATTN: ATCD-IE-R (Mr. David M. Ingram)
Fort Monroe, VA 23651

Commander
US Army Training & Doctrine Command
ATTN: ATCD-M-I/ATCD-M-A
Fort Monroe, VA 23651

Commander
US Army Training & Doctrine Command
ATTN: ATDOC-TA (Dr. Marvin P. Pastel)
Fort Monroe, VA 23651

Department of the Air Force
OL-I, AWS
Fort Monroe, VA 23651

Department of the Air Force
HQS 5 Weather Wing (MAC)
ATTN: 5 WW/DN
Langley Air Force Base, VA 23655

Commander
US Army INSCOM/Quest Research Corporation
ATTN: Mr. Donald Wilmot
6845 Elm Street, Suite 407
McLean, VA 22101

General Research Corporation
ATTN: Dr. Ralph Zirkind
7655 Old Springhouse Road
McLean, VA 22102

Science Applications, Inc.
8400 Westpark Drive
ATTN: Dr. John E. Cockayne
McLean, VA 22102

US Army Nuclear & Chemical Agency
ATTN: MONA-WE (Dr. John A. Berberet)
7500 Backlick Road, Bldg 2073
Springfield, VA 22150

Director
US Army Signals Warfare Laboratory
ATTN: DELSW-EA (Mr. Douglas Harkleroad)
Vint Hill Farms Station
Warrenton, VA 22186

Director
US Army Signals Warfare Laboratory
ATTN: DELSW-OS (Dr. Royal H. Burkhardt)
Vint Hill Farms Station
Warrenton, VA 22186

Commander
US Army Cold Regions Test Center
ATTN: STECR-TD (Mr. Jerold Barger)
APO Seattle, WA 98733

HQDA (SAUS-OR/Hunter M. Woodall, Jr./
Dr. Herbert K. Fallin)
Rm 2E 614, Pentagon
Washington, DC 20301

COL Elbert W. Friday, Jr.
OUSDRE
Rm 3D 129, Pentagon
Washington, DC 20301

Defense Communications Agency
Technical Library Center
Code 222
Washington, DC 20305

Director
Defense Nuclear Agency
ATTN: Technical Library (Mrs. Betty Fox)
Washington, DC 20305

Director
Defense Nuclear Agency
ATTN: RAAE (Dr. Carl Fitz)
Washington, DC 20305

Director
Defense Nuclear Agency
ATTN: SPAS (Mr. Donald J. Kohler)
Washington, DC 20305

Defense Intelligence Agency
ATTN: DT/AC (LTC Robert Poplawski)
Washington, DC 20301

HQDA (DAMA-ARZ-D/Dr. Verderame)
Washington, DC 20310

HQDA (DAMI-ISP/Mr. Beck)
Washington, DC 20310

Department of the Army
Deputy Chief of Staff for
Operations and Plans
ATTN: DAMO-RQ
Washington, DC 20310

Department of the Army
Director of Telecommunications and
Command and Control
ATTN: DAMO-TCZ
Washington, DC 20310

Department of the Army
Assistant Chief of Staff for Intelligence
ATTN: DAMI-TS
Washington, DC 20310

HQDA (DAEN-RDM/Dr. de Percin)
Casimir Pulaski Building
20 Massachusetts Avenue
Room 6203
Washington, DC 20314

National Science Foundation
Division of Atmospheric Sciences
ATTN: Dr. Eugene W. Bierly
1800 G. Street, N.W.
Washington, DC 20550

Director
Naval Research Laboratory
ATTN: Code 4320 (Dr. Lothar H. Ruhnke)
Washington, DC 20375

Commanding Officer
Naval Research Laboratory
ATTN: Code 6009 (Dr. John MacCallum, Jr.)
Washington, DC 20375

Commanding Officer
Naval Research Laboratory
ATTN: Code 6530 (Mr. Raymond A. Patten)
Washington, DC 20375

Commanding Officer
Naval Research Laboratory
ATTN: Code 6533 (Dr. James A. Dowling)
Washington, DC 20375

ATMOSPHERIC SCIENCES RESEARCH REPORTS

1. Lindberg, J. D., "An Improvement to a Method for Measuring the Absorption Coefficient of Atmospheric Dust and other Strongly Absorbing Powders," ECOM-5565, July 1975.

2. Avara, Elton P., "Mesoscale Wind Shears Derived from Thermal Winds," ECOM-5566, July 1975.

3. Gomez, Richard B., and Joseph H. Pierluissi, "Incomplete Gamma Function Approximation for King's Strong-Line Transmittance Model," ECOM-5567, July 1975.

4. Blanco, A. J., and B. F. Engebos, "Ballistic Wind Weighting Functions for Tank Projectiles," ECOM-5568, August 1975.

5. Taylor, Fredrick J., Jack Smith, and Thomas H. Pries, "Crosswind Measurements through Pattern Recognition Techniques," ECOM-5569, July 1975.

6. Walters, D. L., "Crosswind Weighting Functions for Direct-Fire Projectiles," ECOM-5570, August 1975.

7. Duncan, Louis D., "An Improved Algorithm for the Iterated Minimal Information Solution for Remote Sounding of Temperature," ECOM-5571, August 1975.

8. Robbiani, Raymond L., "Tactical Field Demonstration of Mobile Weather Radar Set AN/TPS-41 at Fort Rucker, Alabama," ECOM-5572, August 1975.

9. Miers, B., G. Blackman, D. Langer, and N. Lorimier, "Analysis of SMS/GOES Film Data," ECOM-5573, September 1975.

10. Manquero, Carlos, Louis Duncan, and Rufus Bruce, "An Indication from Satellite Measurements of Atmospheric CO_2 Variability," ECOM-5574, September 1975.

11. Petracca, Carmine, and James D. Lindberg, "Installation and Operation of an Atmospheric Particulate Collector," ECOM-5575, September 1975.

12. Avara, Elton P., and George Alexander, "Empirical Investigation of Three Iterative Methods for Inverting the Radiative Transfer Equation," ECOM-5576, October 1975.

13. Alexander, George D., "A Digital Data Acquisition Interface for the SMS Direct Readout Ground Station - Concept and Preliminary Design," ECOM-5577, October 1975.

14. Cantor, Israel, "Enhancement of Point Source Thermal Radiation Under Clouds in a Nonattenuating Medium," ECOM-5578, October 1975.

15. Norton, Colburn, and Glenn Hoidale, "The Diurnal Variation of Mixing Height by Month over White Sands Missile Range, NM," ECOM-5579, November 1975.

16. Avara, Elton P., "On the Spectrum Analysis of Binary Data," ECOM-5580, November 1975.

17. Taylor, Fredrick J., Thomas H. Pries, and Chao-Huan Huang, "Optimal Wind Velocity Estimation," ECOM-5581, December 1975.

18. Avara, Elton P., "Some Effects of Autocorrelated and Cross-Correlated Noise on the Analysis of Variance," ECOM-5582, December 1975.

19. Gillespie, Patti S., R. L. Armstrong, and Kenneth O. White, "The Spectral Characteristics and Atmospheric CO_2 Absorption of the Ho^{+3}:YLF Laser at 2.05μm," ECOM-5583, December 1975.

20. Novlan, David J., "An Empirical Method of Forecasting Thunderstorms for the White Sands Missile Range," ECOM-5584, February 1976.

21. Avara, Elton P., "Randomization Effects in Hypothesis Testing with Autocorrelated Noise," ECOM-5585, February 1976.

22. Watkins, Wendell R., "Improvements in Long Path Absorption Cell Measurement," ECOM-5586, March 1976.

23. Thomas, Joe, George D. Alexander, and Marvin Dubbin, "SATTEL - An Army Dedicated Meteorological Telemetry System," ECOM-5587, March 1976.

24. Kennedy, Bruce W., and Delbert Bynum, "Army User Test Program for the RDT&E-XM-75 Meteorological Rocket," ECOM-5588, April 1976.

25. Barnett, Kenneth M., "A Description of the Artillery Meteorological Comparisons at White Sands Missile Range, October 1974 - December 1974 ('PASS' - Prototype Artillery [Meteorological] Subsystem)," ECOM-5589, April 1976.

26. Miller, Walter B., "Preliminary Analysis of Fall-of-Shot From Project 'PASS'," ECOM-5590, April 1976.

27. Avara, Elton P., "Error Analysis of Minimum Information and Smith's Direct Methods for Inverting the Radiative Transfer Equation," ECOM-5591, April 1976.

28. Yee, Young P., James D. Horn, and George Alexander, "Synoptic Thermal Wind Calculations from Radiosonde Observations Over the Southwestern United States," ECOM-5592, May 1976.

29. Duncan, Louis D., and Mary Ann Seagraves, "Applications of Empirical Corrections to NOAA-4 VTPR Observations," ECOM-5593, May 1976.

30. Miers, Bruce T., and Steve Weaver, "Applications of Meteorological Satellite Data to Weather Sensitive Army Operations," ECOM-5594, May 1976.

31. Sharenow, Moses, "Redesign and Improvement of Balloon ML-566," ECOM-5595, June 1976.

32. Hansen, Frank V., "The Depth of the Surface Boundary Layer," ECOM-5596, June 1976.

33. Pinnick, R. G., and E. B. Stenmark, "Response Calculations for a Commerical Light-Scattering Aerosol Counter," ECOM-5597, July 1976.

34. Mason, J., and G. B. Hoidale, "Visibility as an Estimator of Infrared Transmittance," ECOM-5598, July 1976.

35. Bruce, Rufus E., Louis D. Duncan, and Joseph H. Pierluissi, "Experimental Study of the Relationship Between Radiosonde Temperatures and Radiometric-Area Temperatures," ECOM-5599, August 1976.

36. Duncan, Louis D., "Stratospheric Wind Shear Computed from Satellite Thermal Sounder Measurements," ECOM-5800, September 1976.

37. Taylor, F., P. Mohan, P. Joseph, and T. Pries, "An All Digital Automated Wind Measurement System," ECOM-5801, September 1976.

38. Bruce, Charles, "Development of Spectrophones for CW and Pulsed Radiation Sources," ECOM-5802, September 1976.

39. Duncan, Louis D., and Mary Ann Seagraves, "Another Method for Estimating Clear Column Radiances," ECOM-5803, October 1976.

40. Blanco, Abel J., and Larry E. Taylor, "Artillery Meteorological Analysis of Project Pass," ECOM-5804, October 1976.

41. Miller, Walter, and Bernard Engebos, "A Mathematical Structure for Refinement of Sound Ranging Estimates," ECOM-5805, November 1976.

42. Gillespie, James B., and James D. Lindberg, "A Method to Obtain Diffuse Reflectance Measurements from 1.0 and 3.0um Using a Cary 17I Spectrophotometer," ECOM-5806, November 1976.

43. Rubio, Roberto, and Robert O. Olsen, "A Study of the Effects of Temperature Variations on Radio Wave Absorption," ECOM-5807, November 1976.

44. Ballard, Harold N., "Temperature Measurements in the Stratosphere from Balloon-Borne Instrument Platforms, 1968-1975," ECOM-5808, December 1976.

45. Monahan, H. H., "An Approach to the Short-Range Prediction of Early Morning Radiation Fog," ECOM-5809, January 1977.

46. Engebos, Bernard Francis, "Introduction to Multiple State Multiple Action Decision Theory and Its Relation to Mixing Structures," ECOM-5810, January 1977.

47. Low, Richard D. H., "Effects of Cloud Particles on Remote Sensing from Space in the 10-Micrometer Infrared Region," ECOM-5811, January 1977.

48. Bonner, Robert S and R. Newton, "Application of the AN/GVS-5 Laser Rangefinder to Cloud Base Height Measurements," ECOM-5812, February 1977.

49. Rubio, Roberto, "Lidar Detection of Subvisible Reentry Vehicle Erosive Atmospheric Material," ECOM-5813, Marcy 1977.

50. Low, Richard D. H., and J. D. Horn, "Mesoscale Determination of Cloud-Top Height: Problems and Solutions," ECOM-5814, March 1977.

51. Duncan, Louis D., and Mary Ann Seagraves, "Evaluation of the NOAA-4 VTPR Thermal Winds for Nuclear Fallout Predictions," ECOM-5815, March 1977.

52. Randhawa, Jagir S., M. Izquierdo, Carlos McDonald, and Zvi Salpeter, "Stratospheric Ozone Density as Measured by a Chemiluminescent Sensor During the Stratcom VI-A Flight," ECOM-5816, April 1977.

53. Rubio, Roberto, and Mike Izquierdo, "Measurements of Net Atmospheric Irradiance in the 0.7- to 2.8-Micrometer Infrared Region," ECOM-5817, May 1977.

54. Ballard, Harold N., Jose M. Serna, and Frank P. Hudson, Consultant for Chemical Kinetics, "Calculation of Selected Atmospheric Composition Parameters for the Mid-Latitude, September Stratosphere," ECOM-5818, May 1977.

55. Mitchell, J. D., R. S. Sagar, and R. O. Olsen, "Positive Ions in the Middle Atmosphere During Sunrise Conditions," ECOM-5819, May 1977.

56. White, Kenneth O., Wendell R. Watkins, Stuart A. Schleusener, and Ronald L. Johnson, "Solid-State Laser Wavelength Identification Using a Reference Absorber," ECOM-5820, June 1977.

57. Watkins, Wendell R., and Richard G. Dixon, "Automation of Long-Path Absorption Cell Measurements," ECOM-5821, June 1977.

58. Taylor, S. E., J. M. Davis, and J. B. Mason, "Analysis of Observed Soil Skin Moisture Effects on Reflectance," ECOM-5822, June 1977.

59. Duncan, Louis D., and Mary Ann Seagraves, "Fallout Predictions Computed from Satellite Derived Winds," ECOM-5823, June 1977.

60. Snider, D. E., D. G. Murcray, F. H. Murcray, and W. J. Williams, "Investigation of High-Altitude Enhanced Infrared Backround Emissions," (U), SECRET, ECOM-5824, June 1977.

61. Dubbin, Marvin H., and Dennis Hall, "Synchronous Meteorological Satellite Direct Readout Ground System Digital Video Electronics," ECOM-5825, June 1977.

62. Miller, W., and B. Engebos, "A Preliminary Analysis of Two Sound Ranging Algorithms," ECOM-5826, July 1977.

63. Kennedy, Bruce W., and James K. Luers, "Ballistic Sphere Techniques for Measuring Atmospheric Parameters," ECOM-5827, July 1977.

64. Duncan, Louis D., "Zenith Angle Variation of Satellite Thermal Sounder Measurements," ECOM-5828, August 1977.

65. Hansen, Frank V., "The Critical Richardson Number," ECOM-5829, September 1977.

66. Ballard, Harold N., and Frank P. Hudson (Compilers), "Stratospheric Composition Balloon-Borne Experiment," ECOM-5830, October 1977.

67. Barr, William C., and Arnold C. Peterson, "Wind Measuring Accuracy Test of Meteorological Systems," ECOM-5831, November 1977.

68. Ethridge, G. A., and F. V. Hansen, "Atmospheric Diffusion: Similarity Theory and Empirical Derivations for Use in Boundary Layer Diffusion Problems," ECOM-5832, November 1977.

69. Low, Richard D. H., "The Internal Cloud Radiation Field and a Technique for Determining Cloud Blackness," ECOM-5833, December 1977.

70. Watkins, Wendell R., Kenneth O. White, Charles W. Bruce, Donald L. Walters, and James D. Lindberg, "Measurements Required for Prediction of High Energy Laser Transmission," ECOM-5834, December 1977.

71. Rubio, Robert, "Investigation of Abrupt Decreases in Atmospherically Backscattered Laser Energy," ECOM-5835, December 1977.

72. Monahan, H. H., and R. M. Cionco, "An Interpretative Review of Existing Capabilities for Measuring and Forecasting Selected Weather Variables (Emphasizing Remote Means)," ASL-TR-0001, January 1978.

73. Heaps, Melvin G., "The 1979 Solar Eclipse and Validation of D-Region Models," ASL-TR-0002, March 1978.

74. Jennings, S. G., and J. B. Gillespie, "M.I.E. Theory Sensitivity Studies - The Effects of Aerosol Complex Refractive Index and Size Distribution Variations on Extinction and Absorption Coefficients, Part II: Analysis of the Computational Results," ASL-TR-0003, March 1978.

75. White, Kenneth O., et al, "Water Vapor Continuum Absorption in the 3.5μm to 4.0μm Region," ASL-TR-0004, March 1978.

76. Olsen, Robert O., and Bruce W. Kennedy, "ABRES Pretest Atmospheric Measurements," ASL-TR-0005, April 1978.

77. Ballard, Harold N., Jose M. Serna, and Frank P. Hudson, "Calculation of Atmospheric Composition in the High Latitude September Stratosphere," ASL-TR-0006, May 1978.

78. Watkins, Wendell R., et al, "Water Vapor Absorption Coefficients at HF Laser Wavelengths," ASL-TR-0007, May 1978.

79. Hansen, Frank V., "The Growth and Prediction of Nocturnal Inversions," ASL-TR-0008, May 1978.

80. Samuel, Christine, Charles Bruce, and Ralph Brewer, "Spectrophone Analysis of Gas Samples Obtained at Field Site," ASL-TR-0009, June 1978.

81. Pinnick, R. G., et al., "Vertical Structure in Atmospheric Fog and Haze and its Effects on IR Extinction," ASL-TR-0010, July 1978.

82. Low, Richard D. H., Louis D. Duncan, and Richard B. Gomez, "The Microphysical Basis of Fog Optical Characterization," ASL-TR-0011, August 1978.

83. Heaps, Melvin G., "The Effect of a Solar Proton Event on the Minor Neutral Constituents of the Summer Polar Mesosphere," ASL-TR-0012, August 1978.

84. Mason, James B., "Light Attenuation in Falling Snow," ASL-TR-0013, August 1978.

85. Blanco, Abel J., "Long-Range Artillery Sound Ranging: 'PASS' Meteorological Application," ASL-TR-0014, September 1978.

86. Heaps, M. G., and F. E. Niles, "Modeling of Ion Chemistry of the D-Region: A Case Study Based Upon the 1966 Total Solar Eclipse," ASL-TR-0015, September 1978.

87. Jennings, S. G., and R. G. Pinnick, "Effects of Particulate Complex Refractive Index and Particle Size Distribution Variations on Atmospheric Extinction and Absorption for Visible Through Middle-Infrared Wavelengths," ASL-TR-0016, September 1978.

102. D'Arcy, Edward M., "Accuracy Validation of the Modified Nike Hercules Radar," ASL-TR-0031, May 1979.

103. Rodriguez, Ruben, "Evaluation of the Passive Remote Crosswind Sensor," ASL-TR-0032, May 1979.

104. Barber, T. L., and R. Rodriguez, "Transit Time Lidar Measurement of Near-Surface Winds in the Atmosphere," ASL-TR-0033, May 1979.

105. Low, Richard D. H., Louis D. Duncan, and Y. Y. Roger R. Hsiao, "Microphysical and Optical Properties of California Coastal Fogs at Fort Ord," ASL-TR-0034, June 1979.

106. Rodriguez, Ruben, and William J. Vechione, "Evaluation of the Saturation Resistant Crosswind Sensor," ASL-TR-0035, July 1979..

107. Ohmstede, William D., "The Dynamics of Material Layers," ASL-TR-0036, July 1979.

108. Pinnick, R. G., S. G. Jennings, Petr Chylek, and H. J. Auvermann, "Relationships between IR Extinction Absorption, and Liquid Water Content of Fogs," ASL-TR-0037, August 1979.

109. Rodriguez, Ruben, and William J. Vechione, "Performance Evaluation of the Optical Crosswind Profiler," ASL-TR-0038, August 1979.

110. Miers, Bruce T., "Precipitation Estimation Using Satellite Data," ASL-TR-0039, September 1979.

111. Dickson, David H., and Charles M. Sonnenschein, "Helicopter Remote Wind Sensor System Description," ASL-TR-0040, September 1979.

112. Heaps, Melvin G., and Joseph M. Heimerl, "Validation of the Dairchem Code, I: Quiet Midlatitude Conditions," ASL-TR-0041, September 1979.

113. Bonner, Robert S., and William J. Lentz, "The Visioceilometer: A Portable Cloud Height and Visibility Indicator," ASL-TR-0042, October 1979.

114. Cohn, Stephen L., "The Role of Atmospheric Sulfates in Battlefield Obscurations," ASL-TR-0043, October 1979.

115. Fawbush, E. J., et al, "Characterization of Atmospheric Conditions at the High Energy Laser System Test Facility (HELSTF), White Sands Missile Range, New Mexico, Part I, 24 March to 8 April 1977," ASL-TR-0044, November 1979.

116. Barber, Ted L., "Short-Time Mass Variation in Natural Atmospheric Dust," ASL-TR-0045, November 1979.

102. D'Arcy, Edward M., "Accuracy Validation of the Modified Nike Hercules Radar," ASL-TR-0031, May 1979.

103. Rodriguez, Ruben, "Evaluation of the Passive Remote Crosswind Sensor," ASL-TR-0032, May 1979.

104. Barber, T. L., and R. Rodriguez, "Transit Time Lidar Measurement of Near-Surface Winds in the Atmosphere," ASL-TR-0033, May 1979.

105. Low, Richard D. H., Louis D. Duncan, and Y. Y. Roger R. Hsiao, "Microphysical and Optical Properties of California Coastal Fogs at Fort Ord," ASL-TR-0034, June 1979.

106. Rodriguez, Ruben, and William J. Vechione, "Evaluation of the Saturation Resistant Crosswind Sensor," ASL-TR-0035, July 1979..

107. Ohmstede, William D., "The Dynamics of Material Layers," ASL-TR-0036, July 1979.

108. Pinnick, R. G., S. G. Jennings, Petr Chylek, and H. J. Auvermann, "Relationships between IR Extinction Absorption, and Liquid Water Content of Fogs," ASL-TR-0037, August 1979.

109. Rodriguez, Ruben, and William J. Vechione, "Performance Evaluation of the Optical Crosswind Profiler," ASL-TR-0038, August 1979.

110. Miers, Bruce T., "Precipitation Estimation Using Satellite Data," ASL-TR-0039, September 1979.

111. Dickson, David H., and Charles M. Sonnenschein, "Helicopter Remote Wind Sensor System Description," ASL-TR-0040, September 1979.

112. Heaps, Melvin G., and Joseph M. Heimerl, "Validation of the Dairchem Code, I: Quiet Midlatitude Conditions," ASL-TR-0041, September 1979.

113. Bonner, Robert S., and William J. Lentz, "The Visioceilometer: A Portable Cloud Height and Visibility Indicator," ASL-TR-0042, October 1979.

114. Cohn, Stephen L., "The Role of Atmospheric Sulfates in Battlefield Obscurations," ASL-TR-0043, October 1979.

115. Fawbush, E. J., et al, "Characterization of Atmospheric Conditions at the High Energy Laser System Test Facility (HELSTF), White Sands Missile Range, New Mexico, Part I, 24 March to 8 April 1977," ASL-TR-0044, November 1979.

116. Barber, Ted L., "Short-Time Mass Variation in Natural Atmospheric Dust," ASL-TR-0045, November 1979.

117. Low, Richard D. H., "Fog Evolution in the Visible and Infrared Spectral Regions and its Meaning in Optical Modeling," ASL-TR-0046, December 1979.

118. Duncan, Louis D., et al, "The Electro-Optical Systems Atmospheric Effects Library, Volume I: Technical Documentation," ASL-TR-0047, December 1979.

119. Shirkey, R. C., et al, "Interim E-O SAEL, Volume II, Users Manual," ASL-TR-0048, December 1979.

120. Kobayashi, H. K., "Atmospheric Effects on Millimeter Radio Waves," ASL-TR-0049, January 1980.

121. Seagraves, Mary Ann, and Louis D. Duncan, "An Analysis of Transmittances Measured Through Battlefield Dust Clouds," ASL-TR-0050, February 1980.

122. Dickson, David H., and Jon E. Ottesen, "Helicopter Remote Wind Sensor Flight Test," ASL-TR-0051, February 1980.

123. Pinnick, R. G., and S. G. Jennings, "Relationships Between Radiative Properties and Mass Content of Phosphoric Acid, HC, Petroleum Oil, and Sulfuric Acid Military Smokes," ASL-TR-0052, April 1980.

124. Hinds, B. D., and J. B. Gillespie, "Optical Characterization of Atmospheric Particulates on San Nicolas Island, California," ASL-TR-0053, April 1980.

125. Miers, Bruce T., "Precipitation Estimation for Military Hydrology," ASL-TR-0054, April 1980.

126. Stenmark, Ernest B., "Objective Quality Control of Artillery Computer Meteorological Messages," ASL-TR-0055, April 1980.

127. Duncan, Louis D., and Richard D. H. Low, "Bimodal Size Distribution Models for Fogs at Meppen, Germany," ASL-TR-0056, April 1980.

128. Olsen, Robert O., and Jagir S. Randhawa, "The Influence of Atmospheric Dynamics on Ozone and Temperature Structure," ASL-TR-0057, May 1980.

129. Kennedy, Bruce W., et al, "Dusty Infrared Test-II (DIRT-II) Program," ASL-TR-0058, May 1980.

130. Heaps, Melvin G., Robert O. Olsen, Warren Berning, John Cross, and Arthur Gilcrease, "1979 Solar Eclipse, Part I - Atmospheric Sciences Laboratory Field Program Summary," ASL-TR-0059, May 1980

131. Miller, Walter B., "User's Guide for Passive Target Acquisition Program Two (PTAP-2)," ASL-TR-0060, June 1980.

132. Holt, E. H., H. H. Monahan, and E. J. Fawbush, "Atmospheric Data Requirements for Battlefield Obscuration Applications," ASL-TR-0061, June 1980.

133. Shirkey, Richard C., August Miller, George H. Goedecke, and Yugal Behl, "Single Scattering Code AGAUSX: Theory, Applications, Comparisons, and Listing," ASL-TR-0062, July 1980.

134. Sojka, Brian Z., and Kenneth O. White, "Evaluation of Specialized Photoacoustic Absorption Chambers for Near-Millimeter Wave (NMMW) Propagation Measurements," ASL-TR-0063, August 1980.

135. Bruce, Charles W., Young Paul Yee, and S. G. Jennings, "In Situ Measurement of the Ratio of Aerosol Absorption to Extinction Coefficient," ASL-TR-0064, August 1980.

136. Yee, Young Paul, Charles W. Bruce, and Ralph J. Brewer, "Gaseous/Particulate Absorption Studies at WSMR using Laser Sourced Spectrophones," ASL-TR-0065, June 1980.

137. Lindberg, James D., Radon B. Loveland, Melvin Heaps, James B. Gillespie, and Andrew F. Lewis, "Battlefield Dust and Atmospheric Characterization Measurements During West German Summertime Conditions in Support of Grafenwöhr Tests," ASL-TR-0066, September 1980.