


AD-A100 142

ILLINOIS UNIV AT CHICAGO CIRCLE DEPT OF CHEMISTRY F/G 7/2
HIGH ENERGY MATERIALS. NEW PREPARATION APPROACHES TO NITRO AND --ETC(U)
JUN 81 J H BOYER; T P PILLAI N00014-79-C-0353

NL

UNCLASSIFIED

1 1 1
20
AUG 81



END
DATE
FILMED
7 81
DTIC

SECRET

12

SECURITY CLASSIFICATION OF THIS PAGE (When Data Entered)

REPORT DOCUMENTATION PAGE

READ INSTRUCTIONS BEFORE COMPLETING FORM

1. REPORT NUMBER	2. GOVT ACCESSION NO. AD-A100142	3. RECIPIENT'S CATALOG NUMBER
4. TITLE (and Subtitle) High Energy Materials. New Preparative Approaches to Nitro and Nitroso Derivatives.	5. TYPE OF REPORT & PERIOD COVERED. Annual April 1, 1980 March 31, 1981	
	6. PERFORMING ORG. REPORT NUMBER	
7. AUTHOR(s) J. H. Boyer	8. CONTRACT OR GRANT NUMBER(s) N00014-79-C-0353	
9. PERFORMING ORGANIZATION NAME AND ADDRESS University of Illinois Chicago, Illinois	10. PROGRAM ELEMENT, PROJECT, TASK AREA & WORK UNIT NUMBERS	
11. CONTROLLING OFFICE NAME AND ADDRESS Dr. Richard Miller, ONR Arlington, Virginia	12. REPORT DATE June 1, 1981	
	13. NUMBER OF PAGES	
14. MONITORING AGENCY NAME & ADDRESS (if different from Controlling Office)	15. SECURITY CLASS. (of this report) Unclassified	
	15a. DECLASSIFICATION/DOWNGRADING SCHEDULE	

AD A100142

16. DISTRIBUTION STATEMENT (of this Report)
As Directed By ONR.

This document has been approved for public release and sale; its distribution is unlimited.

17. DISTRIBUTION STATEMENT (of the abstract entered in Block 20, if different from Report)

18. SUPPLEMENTARY NOTES

JUN 12 1981

19. KEY WORDS (Continue on reverse side if necessary and identify by block number)
High energy materials; nitro, nitroso, and cyano compounds.

20. ABSTRACT (Continue on reverse side if necessary and identify by block number)
Hydrazine and hydroxylamine efficiently transformed dicyanofuroxan into pyridazino- and oxazinofuroxans. Product identification has clarified the reaction between iodoacetonitrile and silver nitrate. A series of azenine oxides was obtained from peroxidation of aldimine derivatives of diamino-maleonitrile. Nitrobenzofuroxans were peroxidized into polynitrobenzene compounds; benzodifuroxan was peroxidized into 1,2,3,4-tetranitrobenzene. Investigations on 2-nitroso-3-nitrosuccinonitrile, 2,3-dinitrosuccinonitrile and related compounds are underway.

DTIC FILE COPY

DD FORM 1 JAN 73 1473

EDITION OF 1 NOV 65 IS OBSOLETE S/N 0102-LF-014-6601

SECURITY CLASSIFICATION OF THIS PAGE (When Data Entered)

HIGH ENERGY MATERIALS. NEW PREPARATION APPROACHES TO NITRO AND NITROSO DERIVATIVES.

INSTITUTION: University of Illinois, Chicago

CONTRACT: ¹⁵ N00014-79-C-0353

11 1 Jun 81

PRINCIPAL INVESTIGATOR:

Joseph
 Prof. ~~H.~~ H. Boyer T. Perumal / Pillai ¹²⁻⁵⁻⁸¹
 Department of Chemistry
 University of Illinois
 Chicago Circle Campus
 Chicago, Illinois 60680
 Tel (312) 996-2350
 996-3161

PERIOD COVERED: 4/1/80 - 3/31/81

PERSONNEL: Dr. V. T. Ramakrishnan
 (Senior Post-Doctoral Assoc.)

Dr. T. P. Pillai
 (Post-Doctoral Assoc.)

Approved for public release; distribution unlimited.

Reproduction in whole or in part is permitted for any purpose of the U. S. Government.

Research sponsored by the Office of Naval Research.

Table of Contents

Part I	page 2
II	7
III	11
IV	18
V	23
VI	28
VII	47

Accession For	
NTIS GRA&I	<input checked="" type="checkbox"/>
DTIC TAB	<input type="checkbox"/>
Unannounced	<input type="checkbox"/>
Justification	
By _____	
Distribution/	
Availability Codes	
Dist	Special
A	

Part I

Dicyanofuroxan and Hydrazine or Hydroxylamine

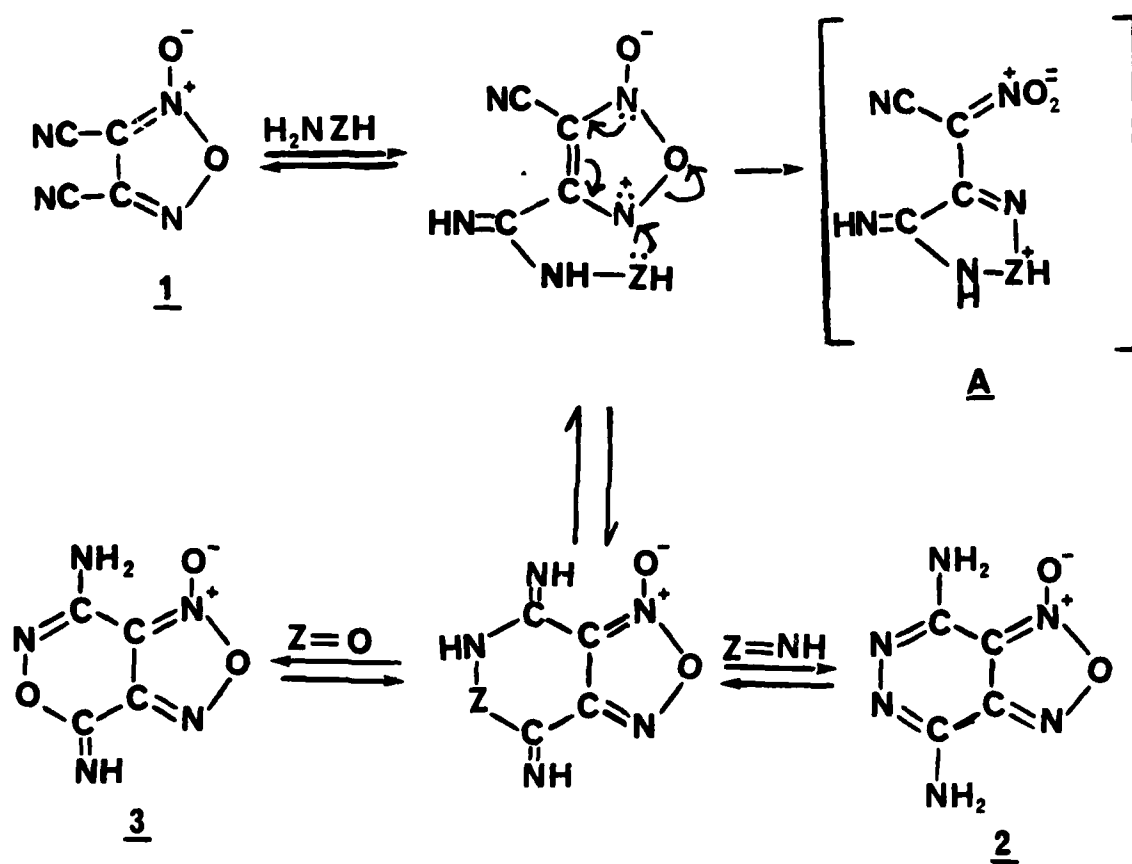
By Joseph H. Boyer and T. Perumal Pillai

Chemistry Department, Chicago Circle Campus
University of Illinois, Chicago, Illinois 60680

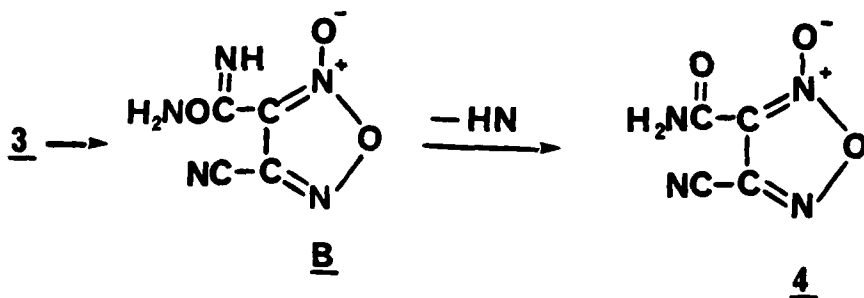
Summary. Dicyanofuroxan combined with hydrazine to produce 1,4-diamino[4,5-c]pyridazinfuroxan 2 and with hydroxylamine to produce the imine 3 of 1-oxo-4-amino [4,5-c]oxazinfuroxan; mild thermolysis of the latter adduct gave 3-cyano-4-carbamoyl furoxan 4.

Dicyanofuroxan 1, a synthon of considerable potential for high energy compounds with low hydrogen content, has received only minor attention, a reflection of its explosive nature.¹ An extremely vigorous reaction with hydrazine¹ or hydroxylamine can be controlled by adequate cooling. When run in dimethylformamide near 0°C the reaction with hydrazine gives 1,4-diamino [4,5-c]pyridazinfuroxan 2 and with hydroxylamine the imine 3 of 1-oxo-4-amino [4,5-c]oxazinfuroxan. Competitive attack on the furoxan ring was unproductive,

but nevertheless assumed, since benzofuroxans are (1) reduced into dioximes by hydrazines² or hydroxylamine,³ and (2) transformed into o-nitrophenyl hydrazines by secondary amines.⁴ When uncontrolled this reaction may lead to internal nitronates, e.g. A, an often unstable species,⁵ and their explosion.



Moderate heat transformed the oxazinfuroxan 3 into 4-cyano-5-carbamoylfuroxan 4, presumably by the loss of imidogen from an O-imidoylhydroxylamine B, a tautomer of 3.⁶



To dicyanofuroxan (1.0 g, 8.0 mmole) in dimethylformamide (DMF) 30 ml) at 0°C, hydrazine hydrate (85% 0.8 g, 16 mmole) in DMF (5 ml) was added dropwise for over 0.5 hour with stirring which was continued for 2 hours. Crushed ice was added and the aqueous solution was extracted with ether. The residue after removal of the ether recrystallized from a mixture of ethyl acetate and hexane as the pyridazinfuroxan 2, a yellow solid, 67% mp 118-119°C (dec); satisfactory analysis for C, H and N; ir(KBr): 3460 (m), 3370 (m) and 1600 cm⁻¹(s); nmr((CD₃)₂CO): δ 6.4 (broad singlet, exchanged with (D₂O); m/e (70 eV) (%): 168(100) M, 152(5), (151(5), 139(70), 138(15) and 108(90). The substitution of a

molar equivalent of hydroxylamine for hydrazine, and methylene chloride for ether in extraction afforded the oxazinofuroxan 3 as a colorless solid, 78%, mp 143-144°C (dec); satisfactory analysis for C, H and N; ir (KBr): 3470 (m), 3360 (m) and 1610 cm^{-1} (s); nmr ($(\text{CD}_3)_2\text{CO}$): δ 5.9 (exchangeable with D_2O); m/e (70 eV) (%): 169(5) M^+ , 168(100), (153(5), 138(10), 109(90). Heating in a mixture of ethyl acetate and hexane brought about the change 3 \rightarrow 4. The amide 4 was obtained as a colorless solid, mp 178-179°C (dec);⁷ ir (KBr): 3390 (m), 3300 (w), 3220 (m), 2250 (s), 1700 (s), 1620 (s), 1600 (s), 1485 (m), 1375 (m), 1065 (m), 1030 (m) and 840 cm^{-1} (m); nmr ($(\text{CD}_3)_2\text{CO}$): δ 7.85 (broad, exchangeable with D_2O); m/e (70 eV) (%): 154(100) M^+ , 139(5), 124(50), 112(50), 111(90), 109(30), 95(5) and 92(5); satisfactory analysis for C, H and N.

Acknowledgment. Financial support was received from the Office of Naval Research.

1. R. H. Homewood, V. J. Krukoni and R. C. Loszewski,
U. S. 3,832,249; Chem. Abstr. 1975, 82, 113795z.
D. D. Denson and F. M. VanMeter, U.S. 3,740,947;
Chem. Abstr., 1973, 79, 94195y.
2. M. M. El-Abadelah, Z. H. Khan and A. A. Anani,
Synthesis, 1980, 146.
3. J. H. Boyer and W. Schoen, J. Amer. Chem. Soc.,
1956, 78, 423.
4. D. W. S. Latham, O. Meth-Cohn and H. Suschitzky,
J. Chem Soc. Perkin I, 1976, 2216.
5. A. T. Nielsen, "Nitronic Acids and Esters," in
"The Chemistry of the Nitro and Nitroso Groups,"
ed. H. Feuer (ser. ed. S. Patai), Interscience,
New York, 1969, p 351 ff.
6. C. Walling and A. N. Naglieri, J. Amer. Chem. Soc.,
1960, 82, 1820 reported the thermolysis of an
O-acylhydroxamate: $C_6H_5CONHOCOC_6H_5 \rightarrow C_6H_5CO_2H +$
 $C_6H_5CON(\rightarrow C_6H_5NCO)$.
7. C. Grundmann, G. W. Nickel and R. Bansal, Liebig's
Ann. Chem., 1975, 1029 reported mp 182-184°C (dec).

Part II

O-Cyanomethyloxime of Nitroglyoxylonitrile

By T. Perumal Pillai and Joseph H. Boyer*

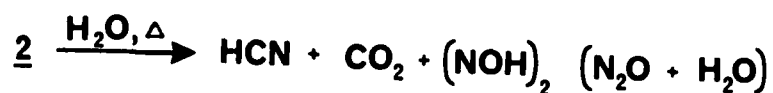
Chemistry Department, Chicago Circle Campus

University of Illinois, Chicago, Illinois 60680

Summary: The O-cyanomethyloxime 3 of nitroglyoxylonitrile was obtained from iodoacetonitrile and silver nitrate in ether and transformed in warm water into the O-cyanomethyl ether 4 of the oxime derivative of cyanomethyl cyanofornate.

The formation of the O-cyanomethyl ether 3 (a nitrolate ester) of the oxime of nitroglyoxylonitrile from iodoacetonitrile and silver nitrite is, to our knowledge, the only example of a preparation of a nitrolate ester which does not require starting with an α -nitronitronate ester or anhydride.¹⁻³

Nitrosation of unisolated nitroacetonitrile 1 is considered to be a key step in an account of the formation of the nitrolate 3.⁴ Alkylation of the nitrolic acid 2 by iodoacetonitrile occurred preferentially at the oxime oxygen atom, a consequence of retarded alkylation at the oxime nitrogen atom by electron withdrawal into the cyano and nitro groups.⁵ The liquid nitrolate ester 3 (44%) was the only product isolated.⁶



Acknowledgement: Financial support was received from the Office of Naval Research.

1. R. Scholl (Chem. Ber., 1896, 29, 2415) reported the reaction between iodoacetonitrile and silver nitrite but incorrectly identified compound 3 as dicyanomethazonic acid. He also obtained compound 4, $\text{C}_6\text{H}_4\text{N}_4\text{O}_2$, but did not assign a structure. With very minor modifications his directions have been repeated. Satisfactory analyses for C, H and N were reobtained for compounds 3 and 4.
2. A. T. Nielsen, "Nitronic Acids and Esters", in "The Chemistry of the Nitro and Nitroso Groups", ed. H. Feuer in "The Chemistry of Functional Groups", ser. ed., S. Patai, Interscience, New York, 1969, pp 423, 445, 458, 467 and 468. Transformations of nitronates ($\text{RC}(\text{NO}_2)=\text{NO}_2\text{R}$) into nitrolates ($\text{RC}(\text{NO}_2)=\text{NOR}$) are discussed.
3. I. E. Chlenov, N. S. Morozova, V. A. Tartakovskii, and S. S. Novikov (Izv. Akad. Nauk SSSR, Ser. Khim., 1969, 2226; Eng. trans., 1969, 2113) have reported

examples of 3-nitroisoxazolines, $O_2NC=N-O$.

4. Nitroglyoxylonitrile oxime 2 (a nitrolic acid) was obtained from nitroacetonitrile and sodium nitrite (W. Steinkopf, Chem. Ber., 1909, 42, 617).
5. P.A.S. Smith and J.E. Robertson, J. Amer. Chem. Soc., 1962, 84, 1197.
6. Compound 3. Ir(CH₂Cl₂): 3005(w,CH₂), 2220(w,C≡N), 1605(s,C=N),1570(s,NO₂) and 1340 cm (m,NO₂); nmr (CDCl₃): δ 5.2(s, not exchangeable with D₂O); ¹³Cnmr (CDCl₃):δ 125.49(-N=C), 113.01(NC-CH₂), 103.24(=C-CN) and 63.89 ppm (OCH₂), split into 3s in the non-decoupled spectrum; m/e(70 ev)(%): 154(50) M⁺, 151(100), 138(50), 137(50), 127(45), 126(35) and 109(45).
7. P.A.S. Smith, "Open-chain Nitrogen Compounds", W. A. Benjamin, Inc., New York, 1966, Vol II, p 431.
8. Compound 4. Ir(CH₂Cl₂): 2250(w,C≡N) and 1615 cm⁻¹ (m,C=N); nmr(CD₃)₂CO): δ 5.13(s, CH₂) and 5.26 (s,CH₂), neither exchangeable with D₂O); δ ¹³Cnmr (CDCl₃ and (CD₃)₂SO): δ 138.28(N=C), 115.10(C=N), 113.35(CN), 105.53(=C-CN, 60.93(OCH₂) and 54.42 (OCH₂); m/e (70ev)(%): 164(15) M⁺, 138(10), 134(20), 109(5), 107(10), 104(20), 94(90), 84(20) 80(80) and 79(100).

Part III

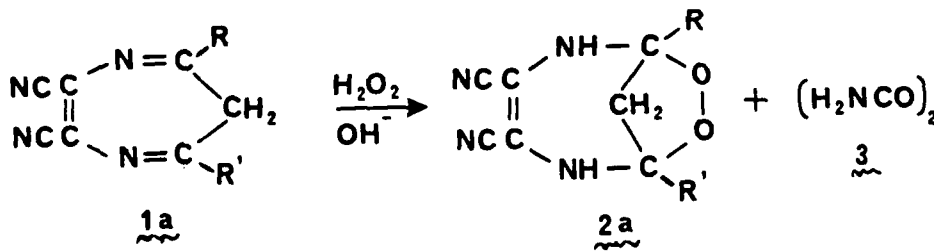
BICYCLIC PEROXIDES FROM A 1,4-DIAZEPINE

V. T. Ramakrishnan[†] and Joseph H. Boyer*

Chemistry Department, University of Illinois
Chicago Circle Campus, Chicago, Illinois 60680 U.S.A.

Abstract - An adduct, 3,4-dicyano-1,6-dimethyl-2,5-diaza-7,8-dioxabicyclo[4.2.1]non-3-ene, was obtained from 2,3-dicyano-5,7-dimethyl-6H-1,4-diazepine and hydrogen peroxide in the presence of alkali or a tertiary amine. It was dehydrogenated by iodobenzene diacetate into 3,4-dicyano-1,6-dimethyl-2,5-diaza-7,8-dioxabicyclo[4.2.1]nona-2,4-diene; further oxidation by *m*-chloroperbenzoic acid gave 4,5-dicyano-1,8-dimethyl-2,7-diaza-3,6,9,10-tetraoxatetracyclo[6.2.1.0^{2,4}.0^{5,7}]undecane.

Hydrogen peroxide in the presence of sodium hydroxide or pyridine in methanol, or hydrogen peroxide in acetonitrile efficiently transformed 2,3-dicyano-5,7-dimethyl-6H-1,4-diazepine 1a¹ into 3,4-dicyano-1,6-dimethyl-2,5-diaza-7,8-dioxabicyclo[4.2.1]-non-3-ene 2a,² the first example of a bicyclic peroxide from a diazepine. Oxamide was a minor by product. In the absence of an alkali or an amine the reaction in methanol gave traces of the adduct 2a and larger amounts of oxamide and 2,4-pentanedione. Peracids, e.g., *m*-chloroperbenzoic (MCPBA) or trifluoroperacetic acids, either failed to react with the diazepine 1a under mild conditions or gave intractable mixtures under more severe conditions. The detection of an isocyanide odor during peroxidation of diazepine 1a is being investigated.



a, R = R' = CH₃; b, R = R' = C₆H₅; c, R = C₆H₅, R' = CH₃

generated the cyclic peroxide 9 into the diazepine 1 in small amounts.

Acknowledgements: Financial support from O.N.R. FD mass spectra from the School of Chemical Sciences, University of Illinois, Urbana, Illinois.

Experimental

Instruments included Perkin Elmer 237B and 521 grating i.r.; Varian A-60 n.m.r.; and Varian MAT 731 FD mass spectrometer. Selected m/e(70 eV) values and all FD values are reported. Each yield was based on starting material consumed. Elemental analyses were provided by Micro-Tech Laboratories, Skokie, Illinois.

Preparation of the diazepine 1a: A condensation between diaminomaleonitrile and 2,4-pentanedione gave the diazepine, mp 202-204°C (dec); $^1\ ^{13}\text{Cnmr}$ ($(\text{CD}_3)_2\text{SO}$): δ 26.2 (CH_3), 49.4 (CH_2), 115.3 ($\text{C}\equiv\text{N}$), 122.9 ($\text{C}=\text{C}$) and 158.3 ($\text{C}=\text{N}$).

Preparation of the cyclic peroxide 2a: To an ice-cooled stirred suspension of the diazepine 1a (8.0g, 46.5 mmoles) in methanol (100 ml) was added a few drops of 1 N sodium hydroxide solution followed by dropwise addition of 90 percent hydrogen peroxide (2.8 ml, 100 mmoles). The mixture was stirred until the disappearance (about 3 h) of the diazepine 1a (tlc) left a clear yellow solution. The reaction mixture was concentrated at a temperature below 45°C until a crystalline solid 2a appeared. Dilution with ice-water brought further separation of the peroxide 2a as a light yellow solid which was filtered and dried at room temperature, 7.2g (75%), mp 125-6°C (dec) (ethyl acetate and hexane); ir (KBr): 3333 (NH), 2222 (CN), 1634 ($\text{C}=\text{C}$) cm^{-1} ; $^1\text{H-nmr}$ (acetone- d_6): δ 1.68 (s), 2.5-3.2 (m) and 6.57 (br); (D_2O): δ 1.68 (s, 6H), and 2.53-3.05 (2H, AB quartet, $J = 12$ Hz); $^{13}\text{C-nmr}$ (acetone- d_6): δ 23.90 (CH_3), 57.57 (CH_2), 94.40 ($\text{C}-\text{O}$), 105.49 ($\text{C}=\text{C}$) and 116.95 (CN); m/e (70 eV) (%): 206 (6) (M^+), 100 (100), 85 (100); m/e (FD): 206 (100) M^+ ; found: C, 52.08; H, 4.85; N, 27.03 %; $\text{C}_9\text{H}_{10}\text{N}_4\text{O}_2$ requires C, 52.42; H, 4.85; N, 27.18 %.

Efficient cooling during slow addition of the hydrogen peroxide to the diazepine 1a controlled an otherwise violent reaction and prevented the formation of oxamide. Both higher temperatures and complete evaporation of the solvent in the rotary evaporator led to product decomposition. The peroxide 2a was stable on refrigeration but exposure to the atmosphere or storage at room temperature brought about blackening and apparent polymerization. The peroxide was also produced (80%) in acetonitrile at room temperature for 17 hours. In methanol the

formation of oxamide predominated on prolonged reaction time, with or without added pyridine. After the peroxide 2a in methanol was stirred at room temperature for 90 hours, 2,4-pentanedione but not the peroxide 2a was detected (tlc).

Treatment of the peroxide 2a (100 mg, 0.5 mmol) with hydrogen peroxide (90%, 0.8 ml) in methanol at room temperature for 20 hours gave oxamide (47%), 2,4-pentanedione (tlc) and the odor of an isocyanide.

To a solution of triphenylphosphine (700 mg, 2.7 mmoles) in benzene (25 ml) the peroxide 2a (500 mg, 2.5 mmoles) was added and the mixture stirred for 17 hours. The separated colorless solid was filtered and washed with benzene and was identified (tlc) as the diazepine 1a (300 mg, 72 %) mp and mixture mp 201-3°C.

Preparation of the bisimine 5: To a stirred suspension of iodobenzenediacetate (4.0 g, 12 mmoles) in benzene (100 ml) the cyclic peroxide 2a (2.0 g, 10 mmoles) was added in portions. The reaction mixture was stirred for 64 hours at room temperature and filtered to remove unidentified solid material (90 mg). The filtrate on concentration and addition of hexane gave the bisimine 5 as a light yellow solid, 1.7 g (85 %), mp 161-3°C (ethyl acetate and hexane), dec around 170°C; ir (CHCl₃): 2230 (CN), 1628, 1588 cm⁻¹; ¹H-nmr (CDCl₃-acetone-d₆): δ 1.86 (s, 6H, 2CH₃) and 3.20 (s, 2H, CH₂); ¹³C-nmr (CDCl₃-DMSO-d₆): 23.24 (CH₃), 50.93 (CH₂), 96.58 (C-O), 114.75 (CN), and 136.62 ppm (C=N); m/e (70 eV) (%): 172(52), 163(7), 131(100), 100(15), 91(85); m/e (FD): 204(100)M⁺, 172(90), 163(10) and 100(10); found: C, 52.67; H, 4.05; N, 26.86; O, 16.69; C₉H₈N₄O₂ requires: C, 52.94; H, 3.95; N, 27.44; O, 15.67 %.

Preparation of the bisepoxide 9: To a stirred suspension of m-chloroperbenzoic acid (2.2 g, 12.8 mmoles) in acetone (100 ml) the bisimine 5 (980 mg, 4.8 mmoles) was added in portions at room temperature. The reaction mixture was stirred for 3 hours and concentrated. The residue was dissolved in ethyl acetate, washed with aqueous sodium bicarbonate solution and dried (MgSO₄). Removal of solvent furnished a solid (1.0 g) which showed three tlc spots. Chromatography over a silica gel column (25 x 2 cm) gave di-(m-chlorobenzoyl)peroxide, mp 118-120°C(dec) (lit.¹¹ mp 122-3°C, 80 mg, also obtained from a sample of MCPBA on elution with a mixture of chloroform and hexane (1:9). Elution with a 3:7 mixture of chloroform and hexane gave the bisoxaziridine 9 (200 mg, 17.7 %) as a colorless solid, mp 117-8°C(chloroform-hexane); 140-145°C (dec); ir (CH₂Cl₂): 2245 cm⁻¹

(CN); ^1H -nmr (CDCl_3); δ 1.72 (s, 3H), 1.83 (s, 3H) and 2.50-3.15 (AB quartet, 2H, $J = 15$ Hz); ^{13}C -nmr (CDCl_3): δ 20.11 (CH_3), 25.07 (CH_3), 49.31 (CH_2); 74.97 (C-CN) 97.17 (CH_3CO) and 101.88 (CN); m/e (70 eV) (%): 204(1), 100(100); m/e (FD): 237 (100) (MH^+), 186(23), 100(85); found: C, 43.79; H, 3.40; N, 23.85; $\text{C}_9\text{H}_8\text{N}_4\text{O}_4$ requires C, 45.77; H, 3.41; N, 23.72%.

Elution with chloroform gave a semisolid (360 mg) which on trituration with a mixture of ethyl acetate and hexane gave a colorless solid, mp 147-9°C (dec) (chloroform-hexane); found: C, 45.17 and 45.22; H, 4.23 and 4.26; N, 19.88 and 19.65; $\text{C}_8\text{H}_9\text{N}_3\text{O}_4$ requires: C, 45.50; H, 4.30; N, 19.90 %. It has tentatively been identified as 4-cyano-1,8-dimethyl-2,7-diaza-3,6,9,10-tetraoxatetracyclo [6.2.1 $0^{2,4} 0^{3,7}$]undecane, cf. 9 with one cyano group replaced by hydrogen, and will be further investigated.

Preparation of the methanol adduct 8: The bisimine peroxide 5 (100 mg) was dissolved in methanol (5 ml) and a drop of dilute sulfuric acid added. A colorless solid started to separate gradually. After stirring for 17 hours, the reaction mixture was concentrated, diluted with water and filtered to isolate the bis methanol adduct 8 as a colorless solid; 70 mg (52 %); mp 188-190°C (dec) (methanol); ir (KBr): 3330, 2230, 1520, 1495 cm^{-1} ; ^1H -nmr (DMSO-d_6); δ 3.36 and 3.41 (2 s, 6H), 5.6 and 5.7 (2 broad s, 2H, exchanged with D_2O), 2.2-3.0 (AB quartet partly hidden in DMSO peaks, $J = 12.5$ Hz) and 1.4 (s, 6H); m/e (70 eV) (%): 236(18), 235(100), 100(80), 85(100); m/e (FD): 268(100) M^+ , 236(10), 235(34) and 98(12); found: C, 49.06; H, 5.95; N, 20.77; $\text{C}_{11}\text{H}_{16}\text{N}_4\text{O}_4$ requires C, 49.25; H, 6.01; N, 20.88 %.

A solution of the bisimine 5 (400 mg, 2 mmoles) in benzene (50 ml) was treated with triphenylphosphine (1.05 g, 4 mmoles) added in portions. The reaction mixture turned red-brown. A solid which separated over several hours with stirring was triturated with benzene and ethanol to give the diazepine (tlc) 1a, mp and mixture mp 200-202°C.

⁺ On leave from University of Madras, P.G. Centre, Coimbatore, 641041, India.

References and footnotes.

1. R. G. Begland, D. R. Hartter, F. N. Jones, D. J. Sam, W. A. Sheppard, O. W. Webster and F. J. Weigert, J. Org. Chem., 1974, 39, 2341. Y. Ohtsuka, J. Org. Chem., 1976, 41, 629.
2. The adduct 2a is reminiscent of the cyclic peroxide from 5-amino-1,4-dihydroxyphthalazine and hydrogen peroxide (H. D. K. Drew and R. F. Garwood, J. Chem. Soc., 1938, 791).
3. A competitive formation of nitrones and oxaziridines by a peracid oxidation of azomethine derivatives has been examined: (a) Y. Ogata and Y. Sawaki, J. Amer. Chem. Soc., 1973, 95, 4687, 4692; (b) A. Ažman, Jože Koller and Božo Plesničar, J. Amer. Chem. Soc., 1979, 101, 1107; (c) D. R. Boyd, D. C. Neill, C. G. Watson and W. Brian Jennings, J. Chem. Soc. Perkin II, 1975, 1813; (d) J.-P. Schirmann and F. Weiss, Tetrahedron Lett., 1972, 633.
4. H. Allgeier and A. Gagneux, Ger. Offen. 2,323,371; Chem. Abstr., 1974, 80, 83084f. A rare example of the formation of an oxaziridine from a diazepine and m-chloroperbenzoic acid was reported.
5. E. Höft and A. Rieche, Angew. Chem., 1965, 77, 548 reported a conversion of a 1:1 adduct from an aliphatic imine and hydrogen peroxide into an oxaziridine by gentle heating.
6. Y. Kurasawa and A. Takada, Heterocycles, 1980, 14, 333 attributed the formation of an amide to the intermediacy of an unisolated 2:1 adduct from an imine and hydrogen peroxide.
7. N. Murugesan and M. Shamma, Tetrahedron Lett., 1979, 4521 reported an opening of a pyridinium ring initiated by an attack by m-chloroperbenzoic acid at an azomethine carbon atom.
8. M. Matsumoto, A. Ito and T. Yonezawa, Bull. Chem. Soc. Japan, 1970, 43, 281 reported a peroxidative ring contraction of a diazepine.
9. B. Radziszewski, Chem. Ber., 1885, 18, 355.
10. W. Adam and M. Balci, J. Amer. Chem. Soc., 1980, 102, 1961 reported the three trioxides of 1,3,5-cycloheptatriene via the endoperoxide-diepoxide rearrangement.
11. A. T. Blomquist and A. J. Buselli, J. Amer. Chem. Soc., 1951, 73, 3883.

Part IV

OXIDATION OF NITROBENZOFUROXANS

By Joseph H. Boyer and Chorngbao Huang

Department of Chemistry, University of Illinois
Chicago Circle Campus, Chicago, Illinois 60680

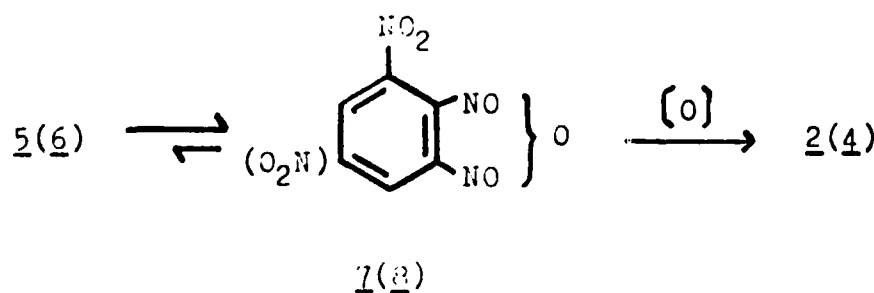
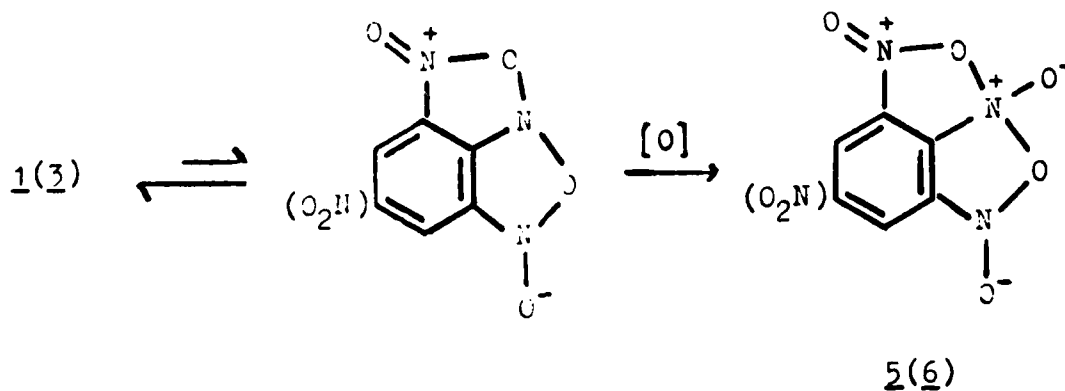
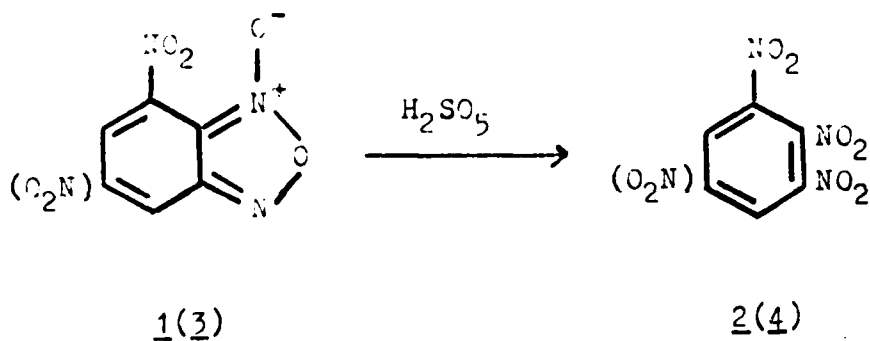
Summary: Monopersulfuric acid oxidized 4-nitrobenzofuroxan into 1,2,3-trinitrobenzene (80 percent) and 4,6-dinitrobenzofuroxan into 1,2,3,5-tetranitrobenzene (quantitative).

Oxidation of 4-nitro- 1¹ and 4,6-dinitrobenzofuroxan 3¹ into 1,2,3-trinitro- 2, mp 120-122°C,² (80%) and 1,2,3,5-tetranitrobenzene 4, mp 129-130°C,³ (99%) extends the only previous oxidation of a furoxan into a dinitro compound,⁴ and in combination with the nitration of benzofuroxan,¹ provides a preparative route to vicinal trisubstitution.

The highly efficient oxidations,⁵ 1 + 2⁶ and 3 → 4,⁷ were brought about by a large excess (over 50 molar) of hydrogen peroxide (90%) in sulfuric acid (98%) at 25°C. for two days. When polyphosphoric acid replaced sulfuric acid the yield of the tetra-

nitrobenzene 4 was moderate (44%) but increased as mixtures of the two acids became enriched in sulfuric acid and became quantitative when only sulfuric acid (80%) was present.

Trifluoroperoxyacetic acid by itself or mixed with concentrated nitric acid failed to react with 4,6-dinitrobenzofuroxan but a mixture of trifluoroacetic and nitric acids and hydrogen peroxide in polyphosphoric acid transformed the furoxan 3 into the tetranitrobenzene 4 in trace amounts.



Benzofuroxan was oxidized into o-dinitrobenzene (20%) by both trifluoroperacetic⁴ and monopersulfuric acid (there was extensive degradation); however, furoxans 1 and 3 resisted oxidation by trifluoroperoxyacetic acid and were recovered. Diminished attraction between the furoxan ring and electrophilic peroxide is the expected result of electron withdrawal into the nitro substituent(s); however, this could be partially balanced by a neighboring group participation by the 4-nitro substituent (see scheme), an effect previously assigned to the degenerate rearrangement of 4-nitrobenzofuroxan and to similar rearrangements.⁸ It was assumed that the oxygen atoms were introduced in separate steps. An isomerization with or after the first stage of oxidation of the furoxan 1 or 3 into a nitroso compound, $C_6H_3N_3O_5$, 7 or $C_6H_2N_4O_7$, 8 was not detected; however, a facile oxidation of a nitrosoarene into a nitroarene can be assumed.

Acknowledgement: Financial support was received from the Office of Naval Research.

1. A.G. Green and F.M. Rowe, J. Chem. Soc., 1913, 103, 2023.
2. L.I. Khmel'nitskii, T.S. Novikova and S.S. Novikov, Izv. Akad. Nauk SSSR, Otd. Khim. Nauk, 1962, 517; Chem. Abstr., 1962, 57, 14979b reported an oxidation of 2,6-dinitroaniline by hydrogen peroxide (96%) in trifluoroacetic acid into 1,2,3-trinitrobenzene 2, mp 122°C.
3. A.T. Nielsen, R.L. Atkins and W.P. Norris, J. Org. Chem., 1979, 44, 1181 oxidized picramide by hydrogen peroxide (98%) in sulfuric acid (100%) into the tetranitrobenzene 4, mp 127-129°C.
4. J.H. Boyer and S.E. Ellzey, J. Org. Chem., 1959, 24, 2038. The reported procedures were adapted to the present work.
5. The operator must be aware of the danger in handling hydrogen peroxide (90%). Each of these reactions was repeatedly carried out on a scale (1-2 mmol) which called for less than 3 ml (140 mmole) of hydrogen peroxide (90%) without mishap.
6. For the trinitrobenzene 2, nmr(ethyl acetate): δ 8.60-8.75(d,2H) and 8.05-8.30(t,1H); m/e(70 ev): 213 (M^+). For the tetranitrobenzene 4, nmr($CDCl_3$): δ 9.3(s); m/e(70 ev): 258(M^+).

7. R. Nietzki and R. Dietschy, Chem. Ber., 1901, 34, 55. W. Will, Chem. Ber., 1914, 47, 704, 963. An oxidation 3 → 4 by nitric acid reported in 1901 was refuted in 1914.

8. A.J. Boulton and A.R. Katritzky, Proc. Chem. Soc., 1962, 257.

Part V

Oxidation of Benzodifuroxan
into 1,2,3,4-Tetranitrobenzene and
4,7-Dinitrobenzofurazan.

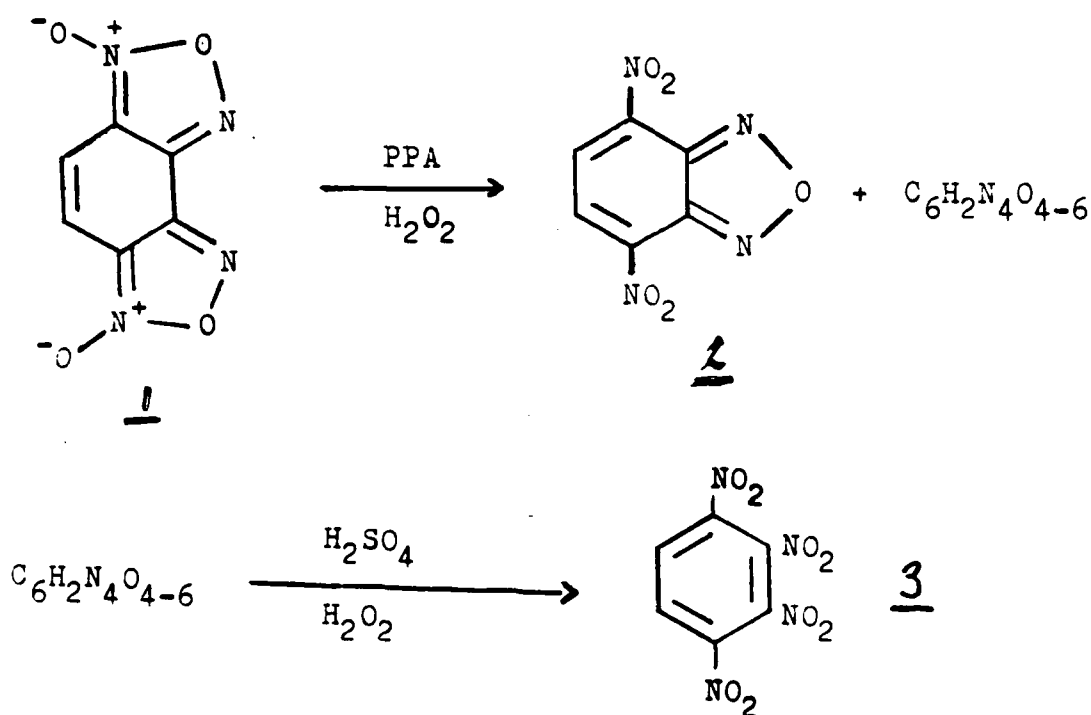
By Joseph H. Boyer* and Chorngbao Huang

Department of Chemistry, University of Illinois
Chicago Circle Campus, Chicago, Illinois 60680

Summary. Benzodifuroxan was oxidized into 4,7-dinitrobenzofurazan and 1,2,3,4-tetranitrobenzene by hydrogen peroxide (90 %) in polyphosphoric acid followed by hydrogen peroxide (90 %) in sulfuric acid (98 %).

A two stage oxidation of benzodifuroxan 1 gave 1,2,3,4-tetranitrobenzene 3, the last of the twelve nitro derivatives of benzene to be prepared.¹ In the milder first stage the difuroxan was oxidized by hydrogen peroxide in polyphosphoric acid into a mixture from which 4,7-dinitrobenzofurazan 2 was partially isolated. The remainder, except for the furazan 2 still present, was oxidized by hydrogen peroxide in sulfuric acid into the tetranitrobenzene 3.² Although a complete conversion of the difuroxan 1 could be rapid with extensive degradation (brown gas indicated nitrogen oxides)

when treated with hydrogen peroxide in either sulfuric or trifluoroacetic acid, the mixture obtained in the first stage (assumed to be nitrobenzofuroxans) was less sensitive to degradation and gave the second stage product mixture in which only the tetranitrobenzene 3 and the furazan 2 were detected.



Hydrogen peroxide (90 %, 4 ml)³ was added over a period of four hours to a solution of benzodifuroxan⁴ (0.22 g, 1.13 mmol) in polyphosphoric acid (10 ml). After stirring at room temperature for two days,⁵ ice water was added, and the products extracted into methyl-

ene chloride which was dried (magnesium sulfate), filtered and evaporated to dryness to give a mixture of yellow solids, 0.09 g. Recrystallization from ethyl acetate gave 4,7-dinitrobenzofurazan 2, 0.03 g, mp 187-189°C. ⁶

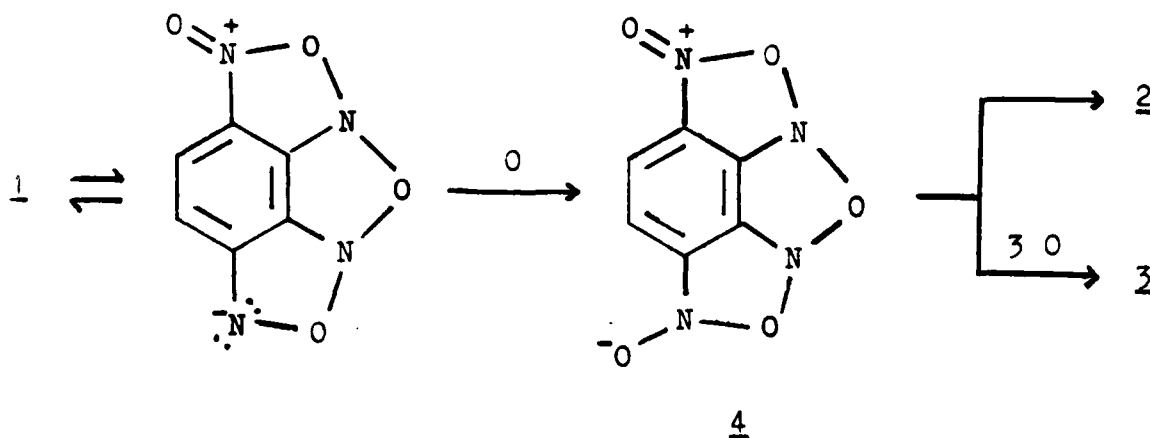
The mixture of yellow solids, 0.09 g in sulfuric acid (98 %, 20 ml) was treated with hydrogen peroxide (90 %, 2 ml) added slowly over a period of two hours. The reaction mixture was stirred at room temperature for three days and worked up in the manner described above. Removal of methylene chloride left a yellow solid. 1,2,3,4-Tetranitrobenzene 3 was extracted by, and then recrystallized from, carbon tetrachloride as a yellow solid, 0.03 g (12 %) mp 108-109°C. ⁶

The portion insoluble in carbon tetrachloride gave the furazan 2, 0.05 g, mp 187-189°C after recrystallization from ethyl acetate (combined yield 21 %).

The identification of 4,7-dinitrobenzofuroxan 2 was consistent with a single nmr ¹H signal (ethyl acetate) at δ 8.52 for the two equivalent hydrogen atoms at positions 5 and 6, by ir absorption (potassium bromide) for the nitro groups at 1530 and 1340 cm^{-1} ; by verification of the molecular weight, elemental analysis and resistance toward oxidation by Caro's

acid. The structure of 1,2,3,4-tetranitrobenzene 3 was supported by a single nmr ^1H signal (ethyl acetate at δ 8.65, by ir absorption (potassium bromide) at 1565 and 1340 cm^{-1} (nitro group), verification of the molecular weight and elemental analysis.

Neighboring group participation between furoxan noieties can account for a terminal monooxidation by a cleavage of two oxygen bridges in the intermediate 4 and for further oxidation by bonding an oxygen atom to tervalent nitrogen in 4. The penultimate oxidation level, $\text{C}_6\text{H}_2\text{N}_4\text{O}_7$, was assumed to be a mixture of two nitrosotrinitrobenzene isomers which readily oxidized into the product 3.



Acknowledgment: Financial support was received from O. N. R. The n.m.r. spectra were obtained from a Bruker 270MH instrument at the University of Chicago, Chicago, Illinois.

Footnotes and references.

1. Joseph H. Boyer and Chorngbao Huang, J. Chem. Soc. Chem. Commun. reported peracid oxidations of benzofuroxan, 4-nitro- and 4,6-dinitrobenzofuroxans.
2. A. T. Nielsen, R. L. Atkins and W. P. Norris, J. Org. Chem., 1980, 45, 2341.
3. Hydrogen peroxide (90 %) must be handled as a dangerous reagent. The compounds $C_6H_2N_4O_{4-8}$ are potentially explosive.
4. A. J. Boulton, A. C. Gripper Gray and A. R. Katritzky, J. Chem. Soc., 1965, 5958.
5. The disappearance of starting material was monitored by ir.
6. Satisfactory elemental analyses for C, H and N (Micro Tech Laboratories, Inc., Skokie, Ill.), molecular weights by mass spectrometry (AEI Scientific Limited MS 30, 70 eV, source temperature 120-150°C) and n.m.r. data (Bruker 270M instrument) were obtained for the new compounds 2 and 3.

Part VI

THE AMBIPHILIC FUROXAN RING.
BENZOFUROXAN OXIDATION BY PERACID
AND REDUCTION BY COPPER.¹

Joseph H. Boyer and Chrongbao Huang

Chemistry Department, University of Illinois
Chicago Circle Campus, Chicago, Illinois 60680

Abstract.

Monopersulfuric acid, trifluoroperacetic acid and hydrogen peroxide in polyphosphoric acid, or with selenium dioxide in t-butyl alcohol, or in tetramethylene sulfone have each oxidized benzofuroxan into o-dinitrobenzene. Monopersulfuric acid oxidized 4-nitrobenzofuroxan into 1,2,3,5-tetranitrobenzene (99 %); hydrogen peroxide in polyphosphoric acid was moderately efficient for the latter oxidation. Copper in acidified ethanol transformed 4,6-dinitrobenzofuroxan into picramide quantitatively.

Introduction.

A. General. Although la ∇ lb abbreviated to la or lb is the accepted symbol for benzofuroxan,^{2,3}

it tends to disguise the disposition toward electron donation and acceptance shown by the heterocyclic ring.

Dinitrogen tetroxide, manganese dioxide in acetic acid, and nitric acid have oxidized oximes into nitronic acids 2 or the tautomeric nitro compounds,^{4,5} but failed to oxidize the heterocyclic ring in the furoxan 1, an oxime-nitronic acid anhydride. Peracetic and perbenzoic acids have fragmented trialkylhydroxylamines, presumably via initial oxidation into a hydroxylamine-N-oxide 3,⁶ but failed to oxidize the heterocyclic ring in the furoxan 1, a latent hydroxylamine by virtue of lc ↔ ld ↔ la ↔ lb.

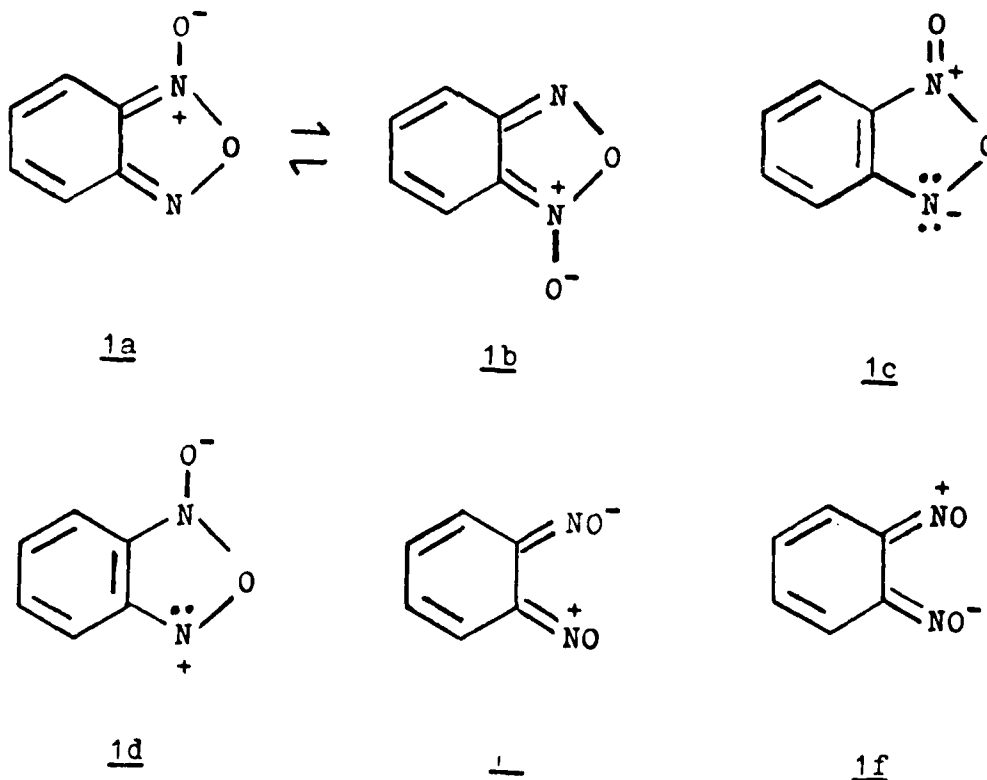
Resistance toward N-oxidation is also characteristic of isoxazoles 4, isoxazolines 5, furazans 6, and presumably other oxime esters, both cyclic and linear;⁷ however, the contrary is implied by the extended principle of the α -effect.⁸

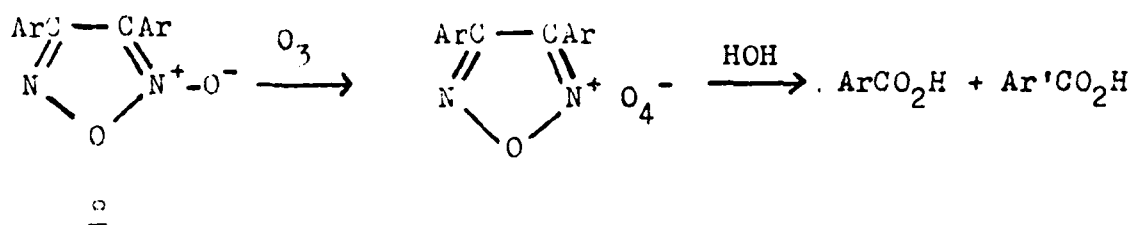
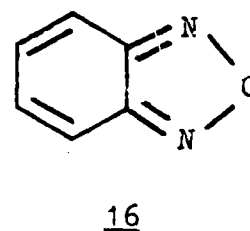
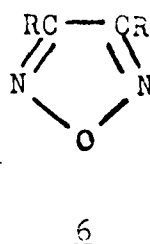
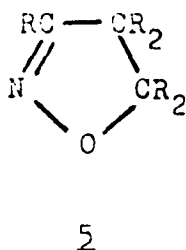
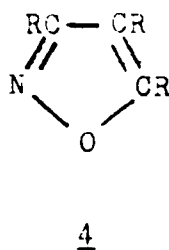
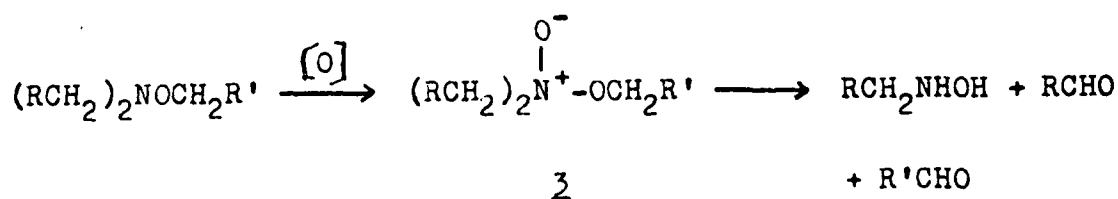
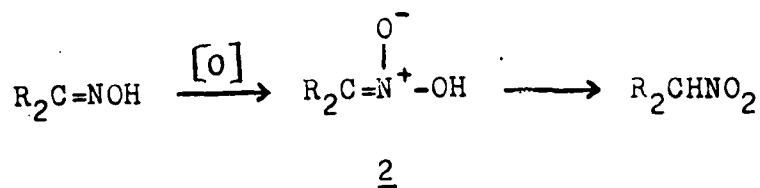
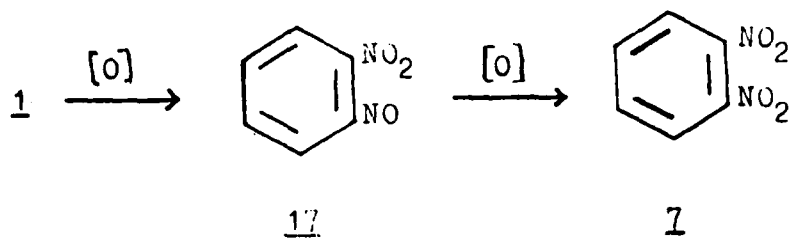
B. Electron Donation. On the other hand, trifluoroperoxyacetic acid was successful, where performic and peracetic acids were not,⁹ in oxidizing benzofuroxan into o-dinitrobenzene 7 and 5-methylbenzofuroxan into 3,4,-dinitrotoluene; but the efficiencies (15-20 %) were in marked contrast with the similar oxidation of p-di-

nitrosobenzene into *p*-dinitrobenzene (92 %).¹⁰ Extensive degradation of naphtho- and phenanthrofuraxan and 5-chloro-6-methoxybenzofuraxan, attributable to oxidation initiated at carbon atoms, occurred without affording detectable amounts of nitro compounds.¹⁰

An older,¹¹ discredited,¹² claim for oxidation of oximes by monopersulfuric acid (Caro's acid) has now been indirectly supported by an oxidation of benzofuraxan by hydrogen peroxide in sulfuric acid.

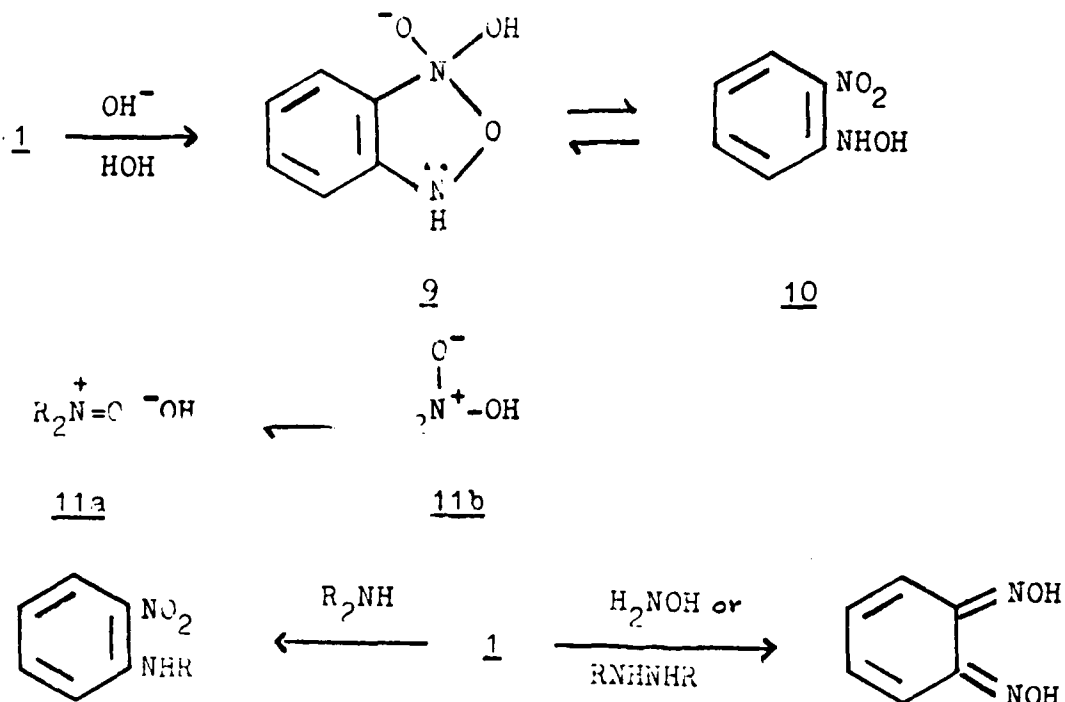
Unsymmetrical diarylfuraxans 8 were fragmented and oxidized into aromatic acids when treated with ozone. A preferential electrophilic attack by ozone on the N-oxide side of the heterocycle was invoked.^{13,14}





C. Electron Acceptance. An addition of water to benzofuroxan (an anhydride) ~~is unknown~~ is unknown; however, the adduct 9 \neq 10 is related to a nitrosonium hydroxide 11a \neq 11b, recently reported.¹⁵ Electron acceptance at a furoxan nitrogen atom, related to the re-

quirement for the formation of the adduct 9 has been demonstrated in the transformation of a benzofuroxan into an o-nitrophenylhydrazine by a secondary amine,¹⁶ and in the reduction of a benzofuroxan into a dioxine by either hydroxylamine,¹⁷ a hydrazine¹⁸ or copper.^{2b}



Results and Discussion. o-Dinitrobenzene 7 was obtained from benzofuroxan 1 and hydrogen peroxide (90 %) in polyphosphoric or sulfuric(80 %) acids or in tetramethylene sulfone, and with hydrogen peroxide (90 %) and selenium dioxide in t-butyl alcohol. Although protonation of benzofuroxan, pK_a -8.3,¹⁹ in sulfuric acid (98 %, pK_a -10.3; 80 %, pK_a -7.5)²⁰ can

be assumed, its assistance, if any, to the oxidation was not determined. Just as the location of protonation has not been established,²¹ it is not possible to differentiate between peroxide attack at a nitrogen or an oxygen atom in the oxidation of a benzofuroxan into an o-dinitrobenzene. It was assumed that the formation of new carbon-oxygen bonds by either electrophilic or nucleophilic attack initiated extensive degradation.

In a mixture of nitric acid and hydrogen peroxide benzofuroxan afforded 4-nitro- 12 and 4,6-dinitrobenzofuroxan 14 but neither o-dinitrobenzene 7 nor nitrated derivatives, e.g., 13 and 15, were detected. Apparently an electrophilic attack on the heterocyclic portion of the molecule by a peroxide or other oxidant was not competitive with nitration and the peroxides present did not attack the furoxan ring in the nitro compounds 12 and 14. Degradation was attributed to oxidation at carbon atoms in compounds 1, 12 and/or 14.

Benzofurazan 16 and diphenylfuroxan 8 (Ar = Ar' = C₆H₅) were each unreactive toward monopersulfuric acid (the most effective peroxide reagent) and other peroxides.

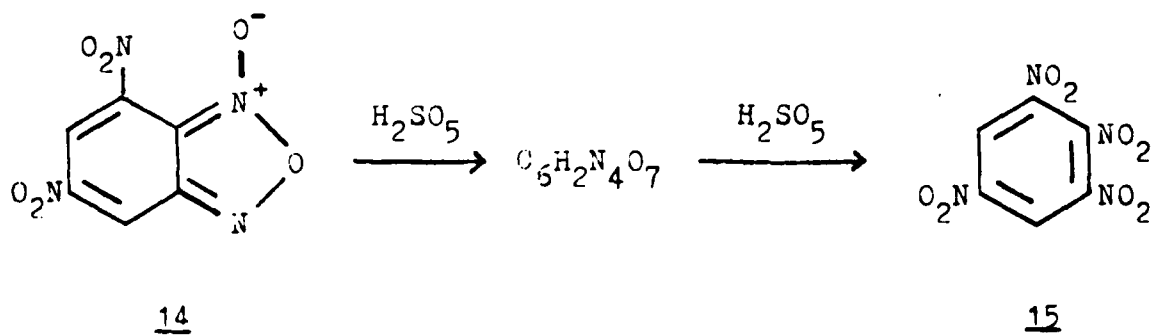
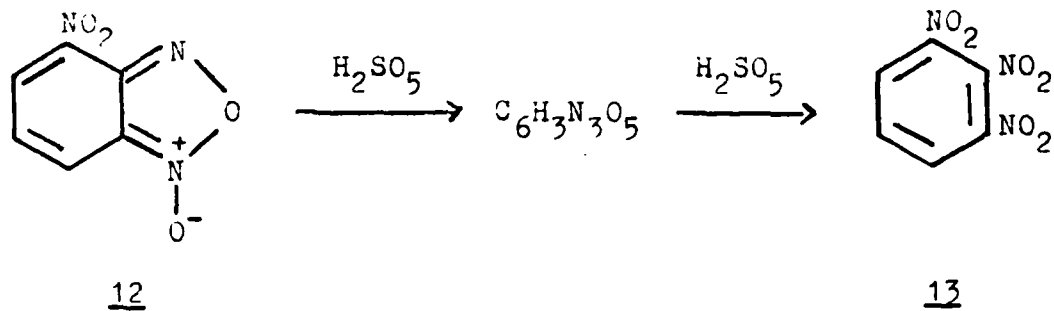
With an absence of extensive peroxidative degradation, 4-nitro- 12 and 4,6-dinitrobenzofuroxan 14

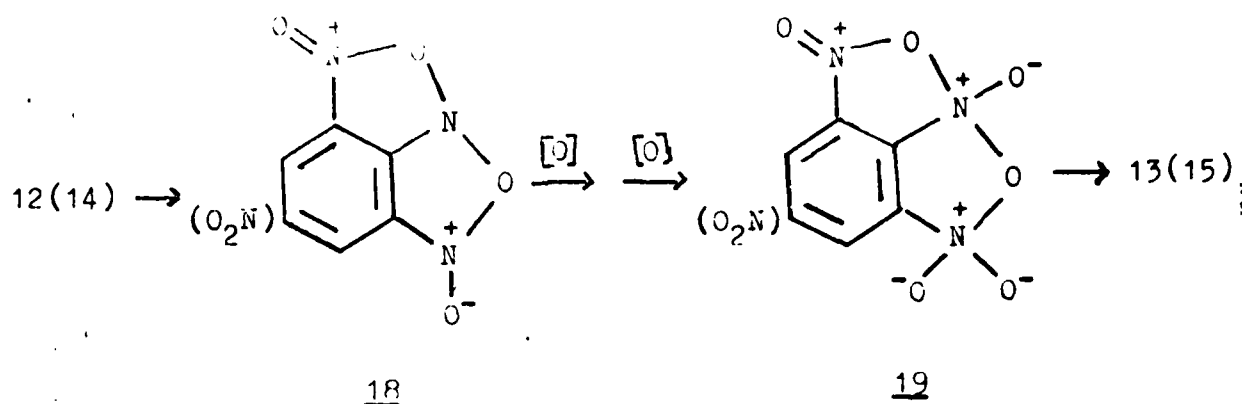
gave 1,2,3-trinitro- 13 and 1,2,3,5-tetranitrobenzene 15 in excellent to quantitative yields when treated with hydrogen peroxide(90 %) in concentrated sulfuric acid(98 %). These are attractive preparative procedures however the danger associated with hydrogen peroxide (90 %) must be recognized. An inability of trifluoro-peroxyacetic acid to oxidize either furoxan, 12 or 14, is partially attributable to a deactivation of the furoxan ring nitrogen and oxygen atoms by the nitro substituent(s). The superior performance of mono-persulfuric acid was revealed by the investigations on 4,6-dinitrobenzofuroxan in mixtures of sulfuric acid and polyphosphoric acids. When only polyphosphoric acid was present the yield of the tetranitrobenzene 15 was 44 %; when only sulfuric acid was present the yield was 100 % (Table I). Oxidative degradation may partially account for the deficiency in mass balance for reactions in polyphosphoric acid. The greater reactivity of the mononitrofuroxan 12 was shown in a series of experiments in which mixtures of 12 and the dinitrofuroxan 14 competed for oxidation. A large molar excess (40 to 80) of peroxide was required for satisfactory efficiency. (Table II).

TABLE I.

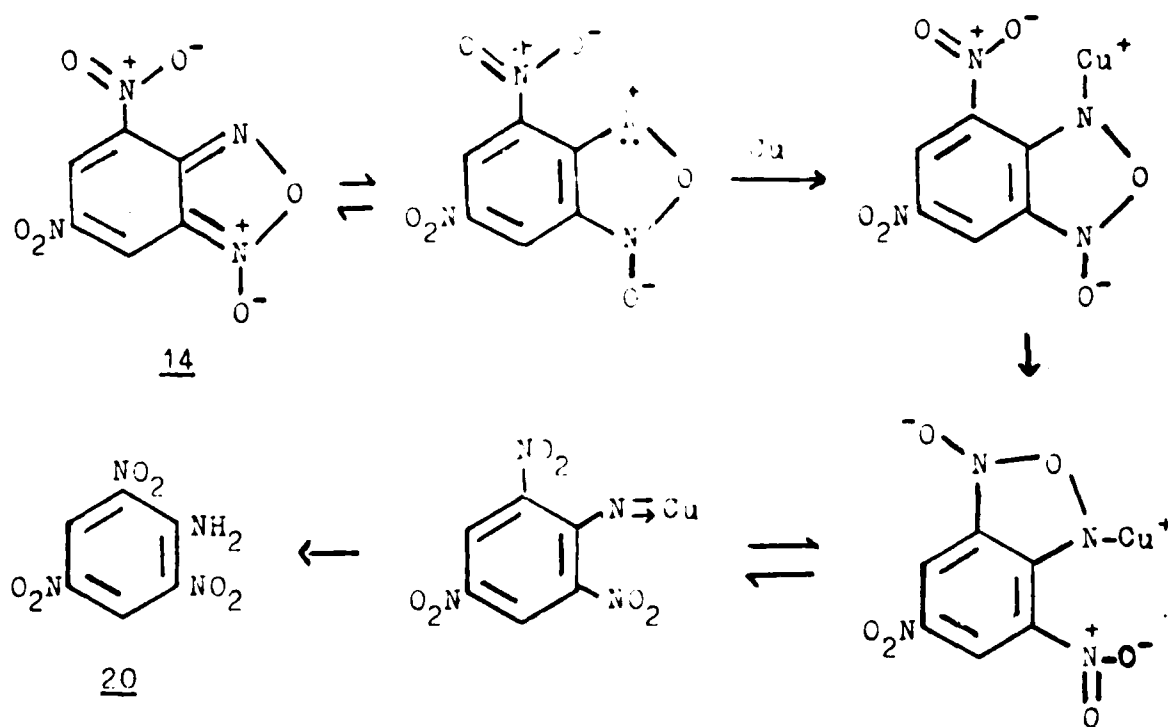
TABLE II.

Two stages in the oxidation of benzofuroxan into a polynitro compound via a nitrosonitro intermediate, e.g., 17, were probably involved. A retardation at either stage may reflect deactivation by electron withdrawal into (the) nitro substituent(s) in compounds 12 and 14.²² On the other hand there may be a balancing activation by a neighboring group participation of the 4-nitro substituent, cf. 18 and 19.²³ Further insight will be sought by investigating the oxidation of 5-nitrobenzofuroxan into 1,2,4-trinitrobenzene.





A highly specific quantitative reduction of 4,6-dinitrobenzofuroxan 14 into picramide 20 without the formation of a detectable amount of an isomeric amine by treatment with copper bronze in ethanol is now reported.^{2b} In a transfer of an electron from copper to the heterocyclic ring, a control in the selection of the nitrogen atom to be bound to copper is provided by electronic and steric factors associated with the 4-nitro substituent as shown in the scheme.



Experimental Section. The infrared spectra were recorded on a Perkin Elmer grating infrared spectrophotometer model 237B or 521. NMR spectra were obtained on a Varian A-60 or T-60 spectrometer with TMS as an internal standard. Mass spectra were recorded on AEI Scientific Apparatus Limited MS 30 double beam mass spectrometer at 70 ev with source temperature 120-150°C. Elemental analyses were carried out by Micro Tech Laboratories, Inc., Skokie, Illinois.

The following compounds are commercially available: benzofuroxan, mp 69-71°C, hydrogen peroxide, 90 %, $d = 1.54$; o-dinitrobenzene, mp 117-118°C; selenium dioxide, mp 315°C; tetramethylethyl sulfone, mp 27°C; 4-chloro-2-nitroaniline, mp 115-116°C; m-dichlorobenzene, bp 172-173°C; benzil, mp 94-95°C.

The following compounds were prepared according to the literature: 4,6-dinitrobenzofuroxan, mp 171-172°C;²⁴ 4-nitrobenzofuroxan, mp 142-143°C;²⁴ polyphosphoric acid;²⁵ benzofurazan, mp 55-56°C;²⁶ diphenylfuroxan, mp 117-118°C.²⁷

Except where otherwise specified a product yield was based on recovered starting material.

Oxidation of benzofuroxan in polyphosphoric acid.

To a solution of benzofuroxan (1.36 g, 10 mmol) in

polyphosphoric acid (30 ml), hydrogen peroxide(90 %, 3 ml, 123 mmol) was added dropwise at 0°C over a period of 4 h, and stirred for 18 h at room temperature, and 24 h at 60-65°C. The reaction mixture was diluted with ice water and extracted with methylene chloride. The extracts were dried with magnesium sulfate, filtered, and concentrated to dryness to give o-dinitrobenzene mp 115-117°C¹⁰ (0.41 g, 2.5 mmol, 25 %).

A similar treatment in sulfuric acid(80 %, 20 ml) and hydrogen peroxide(90 %, 1 ml, 41 mmol) afforded 0.22 g(13 %) of o-dinitrobenzene, mp 117-118°, from benzofuroxan (1.36 g, 10 mmol).

Nitration of benzofuroxan in nitric acid(70 %), free of nitrous acid, and hydrogen peroxide(90 %) at 0°C for 6 h and stirring for 3 days at 25°C afforded 4-nitrobenzofuroxan, mp 142-143°C (40 %) and 4,6-dinitrobenzofuroxan, mp 171-172°C (21 %). An unidentified pale yellow solid, mp 126-130°C, soluble in water and in methanol(60 %) was also obtained.

Benzofuroxan gave o-dinitrobenzene(17 %) when oxidized by hydrogen peroxide(90 %) in tetramethylene sulfone or by hydrogen peroxide(90 %) and selenium dioxide in t-butyl alcohol. In 16 and 56 % amounts, benzo-

furoxan was respectively recovered.

Oxidation of 4,6-dinitrobenzofuroxan in sulfuric acid. To a solution of 4,6-dinitrobenzofuroxan (0.50 g, 2.2 mmol) in sulfuric acid (98 %, 30 ml), hydrogen peroxide (90 %, 4 ml, 164 mmol) was added dropwise at 0°C over a period of 4 h and stirred for 3 days at room temperature. Methylene chloride extractions from the reaction mixture diluted with ice water were dried (MgSO_4), filtered and concentrated to dryness to give a yellow solid mixture, 0.56 g. Nmr analysis showed the presence of 1,2,3,5-tetranitrobenzene, 0.51 g (99 %) and 0.05 g (10%) of 4,6-dinitrobenzofuroxan. Recrystallization from chloroform gave 1,2,3,5-tetranitrobenzofuroxan, mp 126-127°C,²⁸ nmr(CDCl_3): δ 9.3(s), m/e 70ev: 258(M^+).

A similar treatment transformed 4-nitrobenzofuroxan into 1,2,3-trinitrobenzene, mp 120-122°C²⁹ (80 %) after recrystallization of the residue obtained by evaporating to dryness a methylene chloride solution; nmr(ethyl acetate): δ 8.60-8.75(d, 2 H) and 8.05-8.30 (t, 1 H); m/e (70 ev): 213(M^+).

Oxidation of 4,6-dinitrobenzofuroxan in mixtures of sulfuric and polyphosphoric acids. To a solution of 4,6-dinitrobenzofuroxan (0.50 g, 2.2 mmol) in a mixture

of sulfuric (98 %) and polyphosphoric acids (30 ml), hydrogen peroxide (90 %, 3 ml, 123 mmol) was added dropwise at 0°C over a period of 4 h, and stirred for 3 days at room temperature. Methylene chloride extractions, obtained from the reaction mixture diluted with ice water, were dried with magnesium sulfate, filtered, and concentrated to dryness to give a yellow solid mixture. Analysis by nmr quantitatively established the presence of 1,2,3,5-tetranitrobenzene and starting material. The results are presented in Table I.

Reduction of 4,6-dinitrobenzofuroxan 14 by copper.³⁰

To the furoxan (1.0 g, 4.4. mmol) in methanol (100 ml) copper (0.422 g, 67 mmol), or copper bronze powder, and hydrochloric acid (37 %, 1 ml) were added. The mixture was heated to reflux for 22 h and filtered. The filtrate was combined with an acetone wash of the precipitate and concentrated by evaporation and the residue isolated by chromatography from an alumina column or by recrystallization to give picramide, mp 188-190°C,³¹ 0.88 g (87 %). When the reaction was run in ethanol the yield was 80 %.

Acknowledgment: Partial financial support was received from the Office of Naval Research.

1. Boyer, Joseph H. and Huang, Chorngbao, J. Chem. Soc. Chem. Commun., preliminary communication.
2. Recent theoretical treatment in (a) Uematsu, S. and Akahori, Y., Chem. Pharm. Bull., 1978, 26, 25 has shown a preference for the ring opened quinonoid form, le \rightleftharpoons lf, first proposed in 1955 by (b) Boyer, J. H., Reinisch, R. F., Danzig, M. J., Stoner, G. A., and Sahhar, F., J. Amer. Chem. Soc., 1955, 77, 5688; see (c) Boyer, J. H., "Oxadiazoles" in Elderfield, R. C., "Heterocyclic Compounds," Vol 7, J. Wiley, New York, 1961, pp 462-508. A review implied that a contribution from le \rightleftharpoons lf should not be considered since it "raised more problems than it solved".
3. Boulton, A. J. and Ghosh, P. B., "Benzofuroxans" in Katritzky, A. R. and Boulton, A. J., eds., "Advances in Heterocyclic Chemistry," Vol 10, Academic Press, New York, 1969, pp 4-5.
4. Barnes, M. W. and Patterson, J. M., J. Org. Chem., 1976, 41, 733 discusses the earlier literature in an investigation on the oxidation of oximes.
5. Nielsen, A. T., "Nitronic Acids and Esters," in Feuer, H., ed., "The Chemistry of the Nitro and

- Nitroso Groups," in S. Patai, ser. ed., "The Chemistry of Functional Groups," Interscience, New York, 1969, pp 378-379.
6. Klages, F., Heinle, R., Sitz, H. and Specht, E., Ber., 1963, 96, 2387.
 7. Ref. 5, p 435.
 8. March, J., "Advanced Organic Chemistry," 2nd ed, McGraw-Hill, New York, 1977, pp 324-325.
 9. Bailey, A. S. and Case, J. R., Tetrahedron, 1958, 3, 113.
 10. Boyer, J. H. and Ellzey, S. E., Jr., J. Org. Chem., 1959, 24, 2038.
 11. Bamberger, E., Chem. Ber., 1900, 33, 1781.
 12. Larson, H. O., "Methods of Formation of the Nitro Group in Aliphatic and Alicyclic Systems," in Feuer, H., ed., "The Chemistry of the Nitro and Nitroso Groups," in Patai, S., ser. ed., "The Chemistry of the Functional Groups," Interscience, New York, 1969, p 306.
 13. Kinney, C. R., J. Amer. Chem. Soc., 1929, 51, 1592.
 14. Ref. 2c, p 498.
 15. Golubey, V. A., Sen, V. D. and Rozantsev, E. G., Izv. Akad. Nauk SSSR, Ser. Khim., 1979, 2091; Chem. Abstr., 92 : 146552c.

16. Latham, D. W. S., Meth-Cohn, O., Suschitzky, H.,
J. Chem. Soc. Perkin I, 1976, 2216, Nazer, M. Z.,
Issidorides, C. H. and Haddadin, M. J., Tetrahedron,
1979, 35, 681.
17. El-Abdelah, M. M., Khan, Z. H. and Anani, A. A.,
Synthesis, 1980, 146.
18. Boyer, J. H. and Schoen, W., J. Amer. Chem. Soc.,
1956, 78, 423.
19. Ref. 3., p 20.
20. Liler, M., "Reaction Mechanisms in Sulfuric Acid,"
Academic Press, London, 1971, p. 37.
21. Boulton, A. J., Gray, A. C. Gripper and Katritzky,
A. R., J. Chem. Soc. (B), 1967, 911 believe that
"the protonation of benzofuroxans probably occurs
at the 3-nitrogen [cf. 1c] or at the 1-oxygen atom
[cf. 1a]."
22. Errede, L. A. and Davis, H. R., J. Org. Chem.,
1963, 28, 1430 reported a resistance of m-trifluoro-
methylnitrosobenzene toward oxidation by perman-
ganate, dichromate or hydrogen peroxide in acetic
acid.
23. A similar neighboring group participation accounted
for the degenerate thermal isomerization of
4-nitrobenzofuroxan and related rearrangements,

- Boulton, A. J. and Katritzky, A. R., Proc. Chem. Soc. 1962, 257; ref. 2, pp 4,27.
24. Green, A. G. and Rowe, F. M., J. Chem. Soc. 1913 103, 2023.
25. Fieser, L. F. and Fieser, M., "Reagents for Organic Chemistry," J. Wiley and Sons, Inc., New York, 1967, pp 894-905.
26. Boyer, J. H. and Ellzey, S. E. Jr., J. Org. Chem., 1961, 26, 4684.
27. Boyer, J. H. and Toggweiler, U., J. Amer. Chem. Soc., 1957, 79, 895.
28. Nielsen, A. T., Atkins, R. L. and Norris, W. P., J. Org. Chem., 1979, 44, 1181 oxidized picramide by hydrogen peroxide(98 %) in sulfuric acid(100 %) into the tetranitrobenzene 17, mp 127-129°C.
29. Khmel'nitskii, L. I., Novikova, T. S. and Novikov, S. S., Izv. Akad. Nauk SSSR, Otd. Khim. Nauk, 1962, 517; Chem. Abstr., 1962, 57, 14979b reported an oxidation of 2,6-dinitroaniline by hydrogen peroxide(96 %) in trifluoroacetic acid into 1,2,3-trinitrobenzene 15, mp 122°C.
30. This experiment was carried out by Mr. Tien-Teh Chen.
31. Witt, O. N. and Witte, E., Chem. Ber., 1908, 41, 3090.

TABLE I

Oxidation of 4,6-Dinitrobenzofuroxan 14 in mixtures of sulfuric and polyphosphoric acids (PPA) and hydrogen peroxide.^a

Run number	Volume, %		Product mixture, g	Recovered <u>13</u> , % ^d	Product <u>17</u> yield, % ^d
	H ₂ SO ₄ ^b	PPA ^c			
1	0	100	0.45	83	44
2	10	90	0.48	90	50
3	30	70	0.47	90	55
4	50	50	0.47	87	50
5	80	20	0.47	52	76
6	90	10	0.53	40	97
7	100	0	0.54	33	100

^aIn each run there was 0.5 g (2.8 mmol) of the fur-oxan 14 and 3.0 ml (123 mmol) of H₂O₂ (90 %) in 30 ml of acid or acid mixture. ^b98 %. ^cref. 25. ^dThe composition of each product mixture in ethyl acetate was determined by an nmr analysis with authentic samples as standards. The yield of nitro compound 15 was based on converted starting material.

TABLE II

Oxidation of Equimolar^a Mixtures of 4-Nitrobenzofuroxan 12 and 4,6-Dinitrobenzofuroxan 14 in Monopersulfuric Acid^b

Run number	Hydrogen Peroxide, ml	Time, days	Recovered furoxans (%) ^c	Nitro compounds (%) ^c
1	2 ^d	1	<u>12</u> (0) <u>14</u> (73)	<u>13</u> (80) ^e <u>15</u> (27) ^f
2	2 ^d	2	<u>12</u> (0) <u>14</u> (70)	<u>13</u> (78) ^e <u>15</u> (30) ^f
3	1 ^g	1	<u>12</u> (trace) <u>14</u> (80)	<u>13</u> (75) ^e <u>15</u> (20) ^f
4	1 ^g	2	<u>12</u> (trace) <u>14</u> (72)	<u>13</u> (78) ^e <u>15</u> (28) ^f

^a 2.2 mmol of 12 and of 14. ^b 30 ml H₂SO₄ (98 %). ^c Each mixture of furoxans and nitro compounds was quantitatively analyzed by nmr (ethyl acetate) with authentic compounds as standards. Yields are based on 2.2 mmol of starting material. ^d 82 mmol. ^e Degradation of 12 assumed. ^f Quantitative yield based on recovered starting material. ^g 41 mmol.

VII. Other Results

Table I summarizes investigations on the oxidation of diaminomaleonitrile and its derivatives.

The oxime 1 of ketonitro succinonitrile was obtained as the pyridinium salt 2 of an oxime O-benzoyl ester in four steps¹ from nitromethane. An investigation of its oxidation into a dinitrosuccinonitrile 3 and dinitromaleo(fumaro)nitrile 4 is underway.

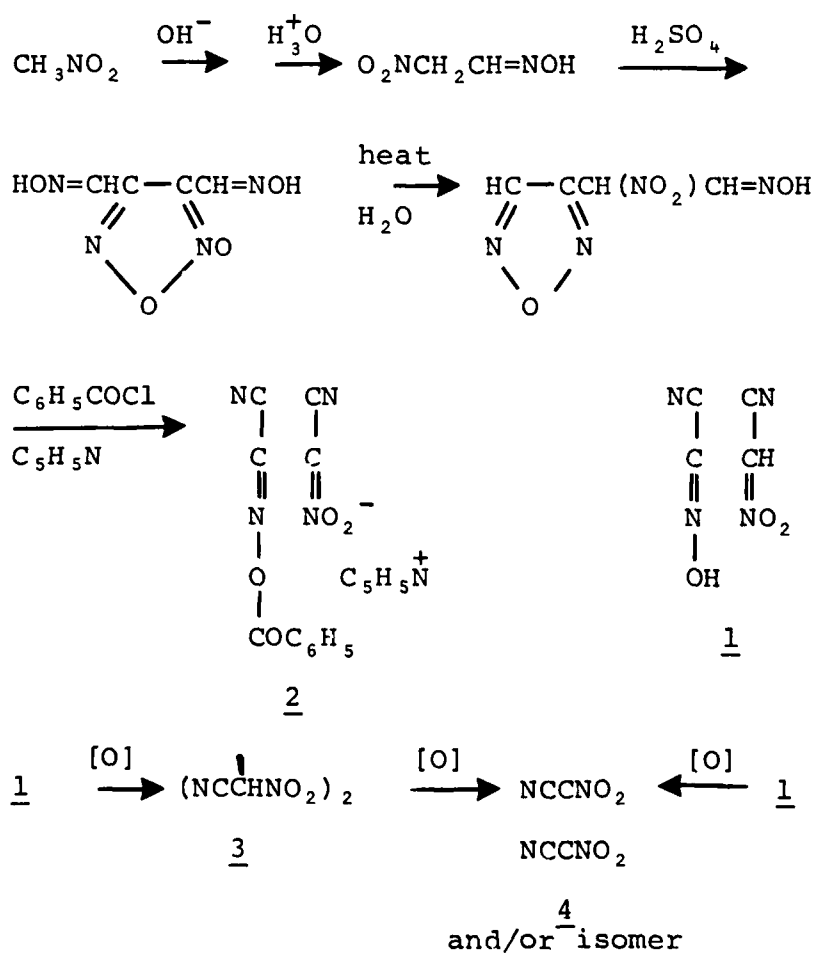


Table I

DAMN^a Derivatives, $\text{H}_2\text{NC}(\text{CN})=\text{C}(\text{CN})\text{NRR}'$, and Oxidants

R R'	Oxidant Solvent	Hours ^b t, °C	Product, % yield
H	$\text{H}_2\text{O}_2^{\text{c}}$	2	$(\text{CONH}_2)_2, \text{d, e}$
H	CH_3COCH_3	60	78
H	$\text{H}_2\text{O}_2^{\text{c}}$	0.2	$(\text{CONH}_2)_2, \text{d, e}$
H	CH_2Cl_2	25	43
H	$\text{H}_2\text{O}_2^{\text{c}}$	16	_____ f
H	THF	25	
H	$\text{H}_2\text{O}_2^{\text{c}}$	0.1	$(\text{CONH}_2)_2, \text{d, e}$
H	CHCl_3	25	80
CH_3CO	$\text{H}_2\text{O}_2^{\text{c}}$	40	$(\text{CONH}_2)_2, \text{d, e}$
H	CH_3OH	25	31
$=\text{CHC}_6\text{H}_4\text{OCH}_3\text{-p}$	$\text{CF}_3\text{CO}_3\text{H}$	1	Trace,
	CH_2Cl_2	39	unidentified.
$=\text{CHC}_6\text{H}_4\text{OCH}_3\text{-p}$	MCPBA	16 ^g	Recovered 35% s.m.
	CHCl_3	61	Intractable mixture.
$=\text{CHC}_6\text{H}_4\text{OCH}_3\text{-p}$	$\text{H}_2\text{O}_2^{\text{c, h}}$	20	Recovered 5% s.m.
	$\text{CH}_3\text{OH}, \text{CH}_3\text{CN}$	45	Intractable mixture.

Table I cont'd.

=CHC ₆ H ₄ OCH ₃ - <u>p</u>	H ₂ O ₂ ^c	16	Recovered s.m. quantitatively.
	THF, CH ₃ CN	56	
=CHC ₆ H ₄ OCH ₃ - <u>p</u>	H ₂ O ₂ ^c	0.1	Intractable mixture.
	CH ₃ CO ₂ H ⁱ	118	
H	DABCO · 2H ₂ O ₂	7	Unidentified, ^j mp 134-136°.
H	THF	56	
H	RCO ₃ H ^k	1	NCCONH ₂ , 10%. mp 60-62°. ^l
H	CH ₂ Cl ₂	39	
CH ₃ CO	DABCO · 2H ₂ O	16	C ₆ H ₈ N ₄ O ₂ , 35%, mp 260°
	THF	25	
=CHC ₆ H ₅	DABCO · 2H ₂ O ₂	10 ³	C ₁₁ H ₁₀ N ₄ O, 66%, mp 225-7° (dec).
	THF	25	
C ₆ H ₅	CF ₃ CO ₃ H	1	Trace, unidentified.
C ₆ H ₅	CH ₂ Cl ₂	39	
=CHC ₆ H ₄ OCH ₃ - <u>p</u>	MCPBA	16 ^g	Rec. s.m. 16% Intractable mix.
	CH ₂ Cl ₂	80	
=CHC ₆ H ₄ OCH ₃ - <u>p</u>	H ₂ SeO ₃	0.25	_____ m
	CH ₃ CO ₂ H	118	
H	H ₂ SeO ₃	0.25	_____ n
H	CH ₃ CO ₂ H	40	
=CHC ₆ H ₄ OCH ₃ - <u>p</u>	H ₂ O ₂ ^c	64	_____ p
	CH ₃ OH ^o	25	
=CHC ₆ H ₄ OCH ₃ - <u>p</u>	DABCO · 2H ₂ O ₂	16	Rec. s.m. 100%
	THF	25	

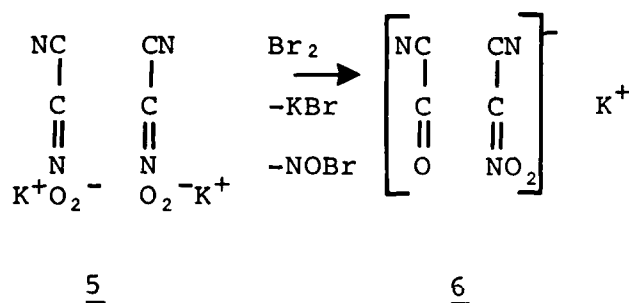
Table I cont'd. Legend.

^aDiaminomaleonitrile. ^bTime required for disappearance (monitored by tlc) of DAMN or a derivative. ^cCommercial reagent, 90% in 6-60 molar excess. ^dThermal decomposition without melting > 350°C; authentic mp 420°C(dec). Titration of derived oxalic acid against permanganate confirmed identification. Ir absorption 3360 (broad, s, NH), 3160 (broad, s), 1650 (broad, s, CO), 1340(s) and 1095 cm⁻¹ (m). MS: 88(100) M⁺, 70(60) and 60(50). ^eNo other product detected by tlc. ^fStarting material detected by tlc. ^gOptimum conditions not established. ^hWith an equimolar amount of sodium tungstate. ⁱOther solvent systems also investigated: CH₃CO₂H and HNO₃, CF₃CO₂H, CF₃CO₂H and HNO . ^jBy tlc and ir this product resembles DAMN. ^kMono-permaleic acid. ^lAlso a trace amount of known 2-amino-3,5,6-tricyanopyrazine, mp 220-222°C(dec). (R. G. Begland D. R. Hartter, D. S. Donald, A. Cairncross and W. A. Shephard, J. Org. Chem., 1974, 39, 1235). ^mTwo products: 3,4-dicyano-1,2,5-selenadiazole, 66%, mp 96-97°C (D. Shew, Thesis, Indiana Un., 1959; Dissert. Abstr., 1959, 20, 1593) and 4,5-dicyano-2-p-anisylimidazole, 7%, mp 231-233°C; ir(KBr): 3180(br), 2260, 2235, 2220 and 1610 cm⁻¹; nmr ((CD₃)₂CO): δ 3.9 (s, 3H), 7.1 and 8.0 (AB quartet, 4H), 7.5-7.7 (br, 1H, exchanged by D₂O); m/e(70 ev): 224(100M⁺,

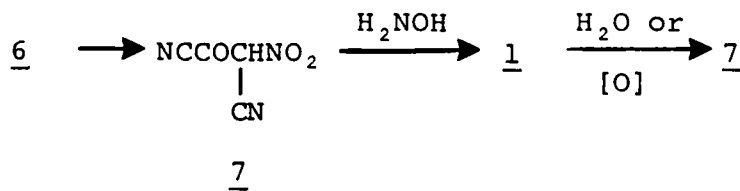
Table I cont'd. Legend.

209(21), 181(30). This new compound was obtained in insufficient amount for elemental analysis. The structure assignment is tentative. ⁿ3,4-Dicyano-1,2,5-selenadiazole, mp 96-97°C, 82% (see m). ^oWith a catalytic amount of NaOH. PC₁₂H₁₂N₄O₁, mp 213-216°C, in agreement with \overline{p} CH₃OC₆H₄CH=NC(CN)=C(NH₂)CONH₂ reported by Y. Ohtsuka, J. Org. Chem., 1979, 44, 827.

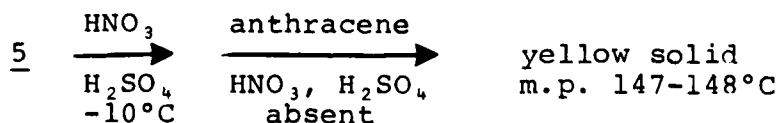
A product 6 from the recently reported dipotassium salt 5 of vic-dinitrosuccinonitrile and bromine appears to be the potassium salt of ketonitrosuccinonitrile,^{3 4} this tentative assignment is based on elemental analysis (C,N,O) and its spectrum (KBr): 2220w (C≡N), 1645m (C=O), 1585s and 1330s cm⁻¹ (NO₂). Direct analysis for potassium and for a mass spectrum will soon be obtained.



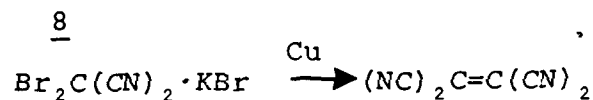
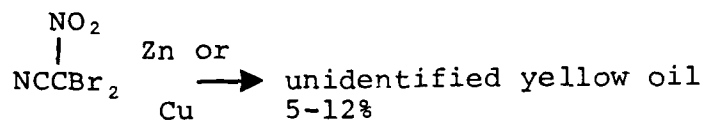
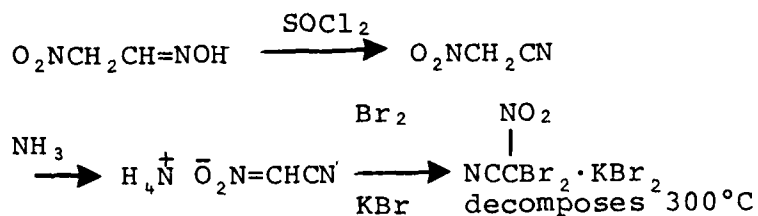
Transformations of 1 and ketonitrosuccinonitrile 7 into each other are underway:



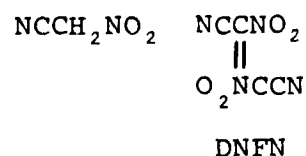
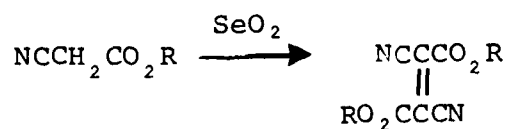
Nitric acid has efficiently transformed the dipotassium salt 5 into a product. Its identification is underway.⁵



Reductive dimerization of dibromonitroacetonitrile 8 into compound 4 by treatment with zinc or copper powder was unsuccessful. In contrast tetracyanoethylene was obtained in high yield from dibromomalononitrile in a similar reaction.⁶

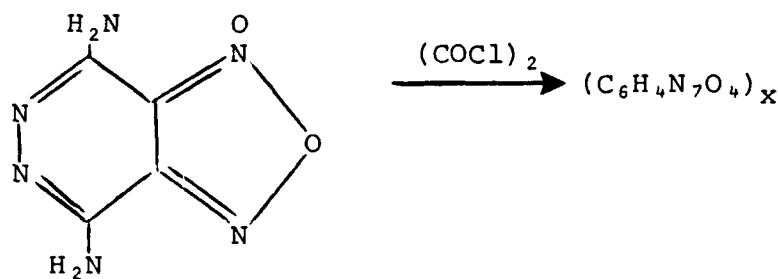


Although an oxidative dimerization of ethyl cyanoacetate produced diethyl dicyanofumarate⁷ as shown ($\text{R}=\text{C}_2\text{H}_5$), similar oxidative dimerization of nitroacetonitrile into dinitrofumaronitrile, DNFN, was not detected although a wide range of experimental conditions was employed. Starting material was recovered almost quantitatively.



Intractable mixtures were obtained from the potassium bromide -dibromonitroacetonitrile complex when treated with hexamethyl phosphorus triamide in methylene chloride,⁸ potassium thiocyanate in dimethylformamide⁹ or copper in the presence of an olefin, e.g., cyclohexene or a diene, e.g., cyclopentadiene.¹⁰ Triphenylphosphine abstracted oxygen from the complex to form triphenylphosphine oxide apparently without the occurrence of a competitive debromination; a mixture of triphenylphosphine and silver nitrate¹¹ also produced triphenylphosphine oxide and silver bromide was formed.

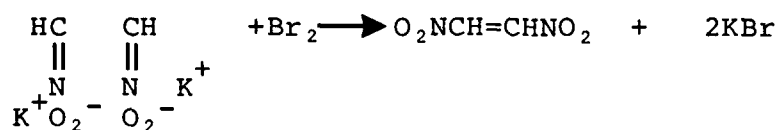
Preliminary results of two reactions of 4,7-diamino-5,6-diazabenzofuroxan 9 are reported. Oxalyl chloride produced a colorless solid, $(C_6H_4N_7O_4)_x$, mp 350°. Further investigation is planned.



Iodobenzenediacetate $(C_6H_5I(OAC)_2)$ in benzene and the diamine 7 produced a strong transient green color, an expected characteristic of an intermediate nitroso compound. A detailed investigation of the nearly colorless solid product is planned.

References and Notes.

1. C. Grundmann, G. W. Nickel, R. K. Bansel, Justus Liebigs Ann. Chem., 1975, 1029.
2. E. F. Witucki, W. Maya, M. B. Frankel, Org. Prep. Procedure Int., 1980, 12 197.
3. E. S. Lipina, F. Z. Pavlova, V. V. Perekalin, Zh. Org. Khim., 1969, 5, 1312.
4. R. I. Bodina, E. S. Lipina, V. V. Perekalin, Zh. Org. Khim., 1979, 15, 875 have reported:



5. T. S. Griffin and K. Baum, J. Org. Chem., 1980, 45, 2880.
This report described the isolation of a Diels-Alder adduct from tetranitroethylene (not isolated) and anthracene.
6. R. E. Heckert and E. Little, U. S. Patent 2,794,824(1957).
T. L. Cairns, R. A. Carboni, D. D. Coffman, V. A. Engelhardt, R. E. Heckert, E. L. Little, E. G. McGeer, B. C. McKusick, W. J. Middleton, R. M. Scribner, C. W. Thebald and H. E. Winberg, J. Amer. Chem. Soc., 1958, 80, 2775.
7. D. G. I. Felton, J. Chem. Soc., 1955, 515. Oxidative coupling of benzyl cyanides by halogen or hypohalite into dicyano-stilbenes has also been reported: Y. Ogata and K. Nagura, J. Org. Chem., 1974, 39, 394.

8. L. A. Carpino and J. R. Williams, *J. Org. Chem.*, 1974, 39, 2321.
9. R. M. Hann, N. K. Richtmeyer, H. W. Diehl and C. S. Hudson, *J. Amer. Chem. Soc.*, 1950, 72, 561.
10. D. Seyferth, J. Y. P. Mui, M. E. Gordon and J. M. Burliton, *J. Amer. Chem. Soc.*, 1965, 87, 681 and references cited.
11. R. Ketari and A. Foucaud, *Tetrahedron Lett.*, 1980, 2237.
E. Corre, M. F. Charle and A. Foucaud, *Tetrahedron*, 1972, 28, 5055.

DATE
FILMED
— 8