

12

LEVEL

AD

CHEMICAL SYSTEMS LABORATORY TECHNICAL REPORT

ARC SL-TR-80060

AN IMPROVED THERMODYNAMIC MODEL FOR PHOSPHORUS SMOKE

by

Glenn O. Rubel

Research Division

April 1981

DTIC
SELECTED
JUN 10 1981
B



US ARMY ARMAMENT RESEARCH AND DEVELOPMENT COMMAND
Chemical Systems Laboratory
Aberdeen Proving Ground, Maryland 21010



Approved for public release; distribution unlimited.

FILE COPY

BEST

AVAILABLE

COPY

Disclaimer

The findings in this report are not to be construed as an official Department of the Army position unless so designated by other authorized documents.

Disposition

Destroy this report when it is no longer needed. Do not return it to the originator.

UNCLASSIFIED

SECURITY CLASSIFICATION OF THIS PAGE (When Data Entered)

REPORT DOCUMENTATION PAGE		READ INSTRUCTIONS BEFORE COMPLETING FORM
1. REPORT NUMBER ARCSL-TR-80060	2. GOVT ACCESSION NO. AD-A100 246	3. RECIPIENT'S CATALOG NUMBER
4. TITLE (and Subtitle) AN IMPROVED THERMODYNAMIC MODEL FOR PHOSPHORUS SMOKE	5. TYPE OF REPORT & PERIOD COVERED Technical Report January-November 1979	
	6. PERFORMING ORG. REPORT NUMBER	
7. AUTHOR(s) Glenn O. Rubel	8. CONTRACT OR GRANT NUMBER(s)	
9. PERFORMING ORGANIZATION NAME AND ADDRESS Commander/Director, Chemical Systems Laboratory ATTN: DKDAR-CLB-PS Aberdeen Proving Ground, Maryland 21010	10. PROGRAM ELEMENT, PROJECT, TASK AREA & WORK UNIT NUMBERS 1T161102A71A Scientific Area 5	
11. CONTROLLING OFFICE NAME AND ADDRESS Commander/Director, Chemical Systems Laboratory ATTN: DRDAR-CLJ-R Aberdeen Proving Ground, Maryland 21010	12. REPORT DATE April 1981	
	13. NUMBER OF PAGES 29	
14. MONITORING AGENCY NAME & ADDRESS (if different from Controlling Office)	15. SECURITY CLASS. (of this report) UNCLASSIFIED	
	15a. DECLASSIFICATION/DOWNGRADING SCHEDULE NA	
16. DISTRIBUTION STATEMENT (of this Report) Approved for public release; distribution unlimited.		
17. DISTRIBUTION STATEMENT (of the abstract entered in Block 20, if different from Report)		
18. SUPPLEMENTARY NOTES		
19. KEY WORDS (Continue on reverse side if necessary and identify by block number) Yield factor Orthophosphoric acid Acid fraction Condensed phosphoric acid Water activity		
20. ABSTRACT (Continue on reverse side if necessary and identify by block number) Orthophosphoric acid is commonly employed to represent the solution thermodynamics of phosphorus smoke droplets. However, transmission measurements in the 8- to 12- μ m region demonstrate significant disparities between phosphorus smoke and comparable orthophosphoric acid mists. Since the transmission characteristics in the 8- to 12- μ m region are primarily due to absorption by specific molecular species, it may be concluded the active species of a phosphorus smoke is not solely orthophosphoric acid. It is the intent of this study to delineate the expected range of error resulting from the use of an orthophosphoric acid thermodynamic model for the prediction of the physico-chemical (see continuation on reverse side)		

DD FORM 1 JAN 73 1473

EDITION OF 1 NOV 65 IS OBSOLETE

UNCLASSIFIED

SECURITY CLASSIFICATION OF THIS PAGE (When Data Entered)

SUMMARY

Orthophosphoric acid is commonly resorted to when physical property data are required to model phosphorus smoke. It has been shown previously that optical constants of orthophosphoric acid solutions provide reasonably accurate approximations to the extinction properties of phosphorus smoke in the visible, near infrared (IR), and 3- to 5- μm IR region, but not in the 8- to 12- μm region. Furthermore, studies on the high-temperature reaction between phosphorus pentoxide and water vapor, a precursor reaction to the formation of a phosphorus smoke, indicates the chemical composition of the smoke droplets is a mixture of condensed phosphoric acids. From these results, it is clear that phosphorus smoke is not composed entirely of orthophosphoric acid.

It is the intent of this study to delineate the expected range of errors resulting from the employment of an orthophosphoric acid thermodynamic model for the prediction of the equilibrium properties of a phosphorus smoke under tactical conditions. Subsequently, the thermodynamic properties of the solution droplets comprising a phosphorus smoke are formulated by accounting for the condensed nature of the phosphoric acids. By considering the condensed phosphoric acids as a homologous series, the solution thermodynamics of the condensed phosphoric acids is approximated from the orthophosphoric acid water activity data by applying a solute number reduction scheme.

Asserting the acid mixture is a combination of pyrophosphoric acid and orthophosphoric acid, a mixture model is proposed for the representation of a phosphorus smoke. Comparison of mixture model data and experimental data indicates the mixture model predicts the acid concentrations and yield factors of a phosphorus smoke within 5%. This represents a significant improvement over the 25% errors resulting from the orthophosphoric acid model predictions.

PREFACE

The work described in this report was authorized under Project IT161102A71A, C/B Defense and General Investigations; Scientific Area 5, Aerosol/Obscuration Science. This work was conducted from January to November 1979. The background data are contained in notebook 9990.

Reproduction of this document in whole or in part is prohibited except with permission of the Commander/Director, Chemical Systems Laboratory, ATTN: DRDAR-CLJ-R, Aberdeen Proving Ground, Maryland 21010; however, the Defense Technical Information Center and the National Technical Information Service are authorized to reproduce the document for United States Government purposes.

CONTENTS

		Page
1	INTRODUCTION	9
2	THERMODYNAMIC PROPERTIES OF ORTHOPHOSPHORIC ACID DROPLETS.....	9
3	REFORMULATION OF PHOSPHORUS SMOKE THERMODYNAMIC PROPERTIES.....	14
3.1	Solution Thermodynamics of Condensed Phosphoric Acids	15
3.2	Equivalent H_3PO_4 Phosphorus Smoke Acid Concentration	17
3.3	Real Phosphorus Smoke Acid Concentration	19
3.4	Yield Factor of a Phosphorus Smoke	21
4	CONCLUSIONS	22
	LITERATURE CITED	23
	GLOSSARY	25
	DISTRIBUTION LIST	27

LIST OF FIGURES

Figure

1	Acid Concentrations of a Phosphorus Smoke Versus Relative Humidity	12
2	Yield Factors of a Phosphorus Smoke Versus Relative Humidity.....	14
3	Water Activity of Various Condensed Phosphoric Acid Solutions in a Function of H_3PO_4 Association	16
4	Equivalent H_3PO_4 Acid Concentration of a Phosphorus Smoke Versus Degree of Acid Association	18
5	Percent Deviation between Equivalent H_3PO_4 and Real Acid Concentration as a Function of Acid Association.....	20

TABLE

	Dependence of Kelvin Effect on Droplet Diameter for Sized Representative of a Phosphorus Smoke.....	10
--	---	----

AN IMPROVED THERMODYNAMIC MODEL FOR PHOSPHORUS SMOKE

1. INTRODUCTION

To accurately predict the condensational growth of a phosphorus smoke and its attendant obscuration efficiency, detailed knowledge of the solution thermodynamics of the acid droplets is required. Previous attempts to model the thermodynamic properties of a phosphorus smoke¹ have been based on the assumption that the generic acid of the solution droplets is orthophosphoric acid (H_3PO_4). However, recent transmission measurements by Milham *et al.*² have indicated the optical properties of a phosphorus smoke are distinctly different from those of a comparable H_3PO_4 mist. These findings coupled with the high-temperature phosphorus pentoxide (P_4O_{10}) hydration studies by Kapishev³ clearly indicate that a phosphorus smoke is not composed entirely of H_3PO_4 .

It is the purpose of this study to address the expected range of errors resulting from the representation of a phosphorus smoke by a thermodynamic model that is based on the solution properties of H_3PO_4 . Having demonstrated the inadequacies of the previous model, a more realistic thermodynamic model is formulated by accounting for the condensed nature of the droplet phosphoric acids. Based on the high temperature P_4O_{10} hydration studies by Kapishev, it is postulated the acid components of a phosphorus smoke are 75% pyrophosphoric acid and 25% H_3PO_4 by weight. The solution thermodynamics of an arbitrary mixture of condensed phosphoric acids is established from the H_3PO_4 water activity data through a solute number reduction scheme. Comparison of mixture model synthetic data and H_3PO_4 model predictions with experimental data taken from a phosphorus smoke shows that, although errors of 25% are associated with the H_3PO_4 model, maximum errors of only 5% result from the mixture model predictions. The theoretical development of a thermodynamic model for the condensed phosphoric acids is believed to be a more robust representation of phosphorus smokes than previous empirical attempts.

2. THERMODYNAMIC PROPERTIES OF ORTHOPHOSPHORIC ACID DROPLETS

The acid droplets are proposed to be mixtures of volatile water and nonvolatile acids. In general, the water partial pressure over the droplet surface is a function of the droplet diameter and droplet acid concentration. At constant temperature T and total pressure P , the droplet saturation ratio S is found by minimizing the solution droplet Gibbs free energy. The droplet saturation ratio, the degree of water saturation at the droplet surface, is given by

$$\ln S = \frac{4\sigma v}{RTd} + \ln a_1 \quad (1)$$

The first term on the right-hand side is referred to as the Kelvin effect, a vapor pressure elevation effect. The Kelvin effect causes very small droplets to have extremely high vapor pressures, whereas the larger droplets are affected to only a small extent. The table illustrates the increase in vapor pressure over phosphoric acid droplets due to its increasing curvature. It is evident that, for droplets with diameter greater than 0.3 μm , the Kelvin effect represents less than a 1% elevation in the droplet vapor pressure.

Table. Dependence of Kelvin Effect on Droplet Diameter for Sizes Representative of a Phosphorus Smoke

Exp $4\sigma_1/RTd$	d
	μm
1.23	0.01
1.02	0.10
1.01	0.30
1.00	1.00

Cascade impactor measurements by Gillespie and Johnstone⁴ show that only those droplets with diameter greater than 0.3 μm contribute significantly (>99%) to the phosphorus smoke mass distribution. Consequently, thermodynamic properties of the non-Kelvin phosphoric acid droplets are completely specified by the relation

$$S = a_1 \quad (2)$$

The water activity a_1 of the acid solutions is defined as the ratio of the water pressure over the acid solution to the saturation water vapor pressure at the solution temperature. The nonvolatile acid depresses the water vapor pressure and the droplet saturation ratio will be less than unity.

From water vapor pressure data over a discrete set of H_3PO_4 solutions as given by Mellor,⁵ the water activity of H_3PO_4 solutions can be analytically related to the water mole fraction. Toward the aim of finding a continuous analytic relationship, a nonlinear regression analysis is applied to the water activity data. Within a 2% error, the water activity of H_3PO_4 solutions can be represented by the multivalued function

$$\begin{aligned} a_1 &= -7.812x_1^3 + 18.828x_1^2 - 12.703x_1 + 2.711 & 0.10 < a_1 < 0.75 \\ a_1 &= -6.343x_1^2 + 13.649x_1 - 6.308 & 0.75 < a_1 < 0.99 \end{aligned} \quad (3)$$

It has been shown previously by Rubel¹ that the acid nuclei produced by the combustion of elemental phosphorus condensationally grow to a stable equilibrium within seconds of formation. These calculations have been experimentally supported by the acid concentration-residence time measurements of Gillespie and Johnstone.⁴ Stable equilibrium for a solution droplet is defined as the condition where the droplet saturation ratio equals the environmental relative humidity. Therefore, the acid droplets have achieved diffusional equilibrium under tactical conditions and

$$S = \Psi$$

By inverting equation 4, the water mole fraction can be defined in terms of the relative humidity Ψ as

$$\begin{aligned} x_1 &= 0.632 \cos [\cos^{-1} (1.175 - 1.928\Psi)/3 + 240] + 0.803 & 0.11 < \Psi < 0.75 \\ x_1 &= \frac{2.152 - (0.655 - 0.632\Psi)^{1/2}}{2} & 0.75 < \Psi < 0.99 \end{aligned} \quad (4)$$

From the defining relationship between acid fraction F and water mole fraction x_1

$$x_1 = \frac{1.000 - F}{1.00 - 0.816F} \quad (5)$$

the acid fraction of an H_3PO_4 droplet can be given as

$$F = \frac{0.197 - 0.632C}{0.345 - 0.516C} \quad 0.11 < \Psi < 0.75$$

where

$$C = \cos \frac{[\cos^{-1} (1.219 - 2.00\Psi) + 240]}{3} \quad (6)$$

and

$$F = \frac{-0.076 + 0.500 (0.655 - 0.632\Psi)^{1/2}}{0.122 + 0.408 (0.655 - 0.632\Psi)^{1/2}} \quad 0.75 < \Psi < 0.99$$

It is noteworthy that the droplet acid concentration F is independent of the droplet diameter and is solely a function of relative humidity. As a consequence, all acid droplets are characterized by the same acid concentration at a given relative humidity.

Anderson* measured the acid concentration of phosphorus smoke liquid from 20% to 90% relative humidity. The measurement involved titrating the liquid sample against a standard 0.01 N NaOH solution. The H_3PO_4 molecule strongly dissociates one hydrogen ion allowing for a substitution by the sodium ion. Since H_3PO_4 is primarily monoprotic, each mole of NaOH dissolved is equated to a mole of H_3PO_4 . From the total mass of sample and the moles of H_3PO_4 present, the H_3PO_4 concentration is determined.

Figure 1 shows the differences between measured acid fractions and those values predicted by the H_3PO_4 model. The ortho model consistently underestimates the acid concentrations over the relative humidity range from 20% to 90%. Errors vary from 14% at 25% relative humidity to as high as 25% at 90% relative humidity. This would suggest the ortho model overestimates the water absorbing characteristics of the acid droplets. Since the specific solution acid controls the degree of condensational growth, the disparities indicate the generic acid is not H_3PO_4 .

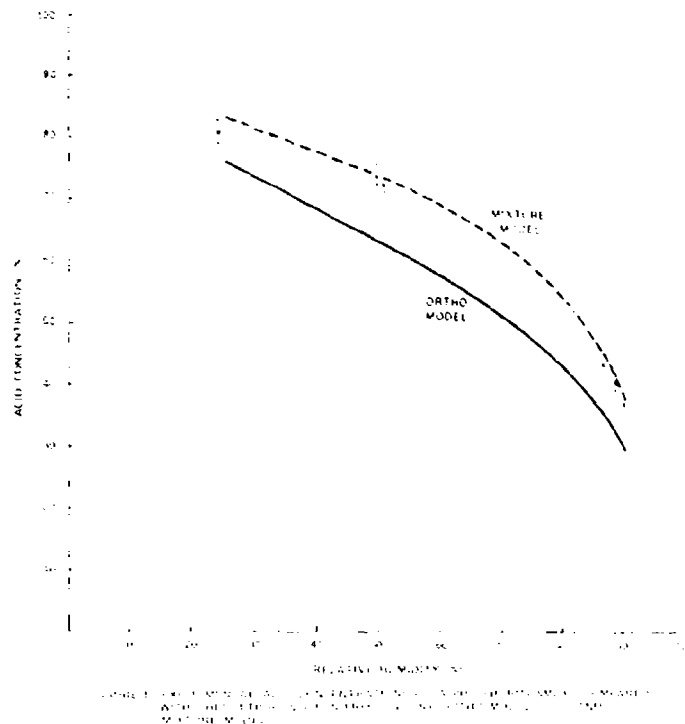


Figure 1. Acid Concentrations of a Phosphorus Smoke Versus Relative Humidity

* Anderson, D. H. Chemical Systems Laboratory, Research Division, Aberdeen Proving Ground, Maryland. Private communication. 1978.

A further indication of the inadequacies of the ortho model is the significant differences between measured and predicted yield factors. The yield factor (y.f.) is defined as the ratio of the final aerosol mass to the mass of starting smoke generating material. If the smoke material is pure phosphorus and each phosphorus atom in the starting material is aerosolized, then the phosphorus smoke yield factor is¹

$$y.f. = \frac{M(H_3PO_4)}{M(P) * F} \quad (7)$$

where $M(H_3PO_4)$ is the molecular weight of the H_3PO_4 molecule and $M(P)$ is the mass of the phosphorus atom.

Equation 9 illustrates the mass increase of a starting phosphorus atom as it is chemically converted to H_3PO_4 which then experiences water absorption according to its thermodynamic properties. To predict the mass of phosphorus smoke generated by a pure phosphorus starting material, the initial mass is scaled upward by the appropriate relative humidity dependent yield factor. In general, all of the starting phosphorus is not aerosolized due to perhaps burning efficiencies associated with the design of the starting material. The phosphorus aerosolization parameter ζ , which is normally less than unity, is defined as the ratio of phosphorus in the aerosol state to the phosphorus in the starting material. Furthermore, a particular smoke material may be composed of phosphorus and nonphosphorus material. Consequently, the realized yield factor is expressed in terms of the material yield factor as

$$y.f. \text{ (realized)} = \eta * \zeta * y.f. \text{ (material)} \quad (8)$$

where η is the percent mass of phosphorus in the starting material. Tarnove⁶ measured the material yield factor of a phosphorus smoke for relative humidities between 40% and 70% relative humidity. Figure 2 depicts the disparities between measured and ortho model predicted yield factors. The ortho model overestimates the measured yield factors by as much as 25%. The overestimation of mass is a combination of generic acid and attendant solution thermodynamics misrepresentation.

Since the disparities are significant, it may be concluded that the H_3PO_4 model cannot satisfactorily describe the thermodynamic properties of a phosphorus smoke. In fact, the failure of the ortho model is not totally unexpected if one considers the high temperature hydration of P_4O_{10} , a precursory reaction to the formation of a phosphorus smoke. Although it is commonly assumed that the P_4O_{10} hydration product is H_3PO_4 , Kapishev³ has found that, for temperatures about 200°C, the hydration reaction results in a mixture of condensed phosphoric acids. Only after days will these condensed acids revert to H_3PO_4 .⁵

Therefore, to accurately model the condensational growth of a phosphorus smoke, thermodynamic data are required on the solution thermodynamics of the condensed phosphoric acids. Unfortunately, the thermodynamic data on the condensed phosphoric acids are sparse. However, the water activity of the condensed phosphoric acids may be heuristically formulated by invoking key assumptions.

3. REFORMULATION OF PHOSPHORUS SMOKE THERMODYNAMIC PROPERTIES

The combustion of elemental phosphorus establishes a severe supersaturation of P_4O_{10} vapor. The nucleation of the oxide is most probably governed by the sublimation characteristics of the P_4O_{10} having a sublimation temperature of around $250^\circ C$.⁵ Once nucleated, the oxide chemisorbs water vapor and converts to a phosphoric acid. Kapishev³ experimentally analyzed the high-temperature hydration reaction between P_4O_{10} and water vapor. Employing chromatographic methods, the researchers concluded that the resultant liquid was a mixture of condensed phosphoric acids whose percent composition was temperature dependent. For chemisorption at $20^\circ C$ the percent weight composition of the mixture was determined to be 25% H_3PO_4 and 75% pyrophosphoric acid. This acid composition will represent the hygroscopic solute employed in the following analysis of phosphorus smoke growth.

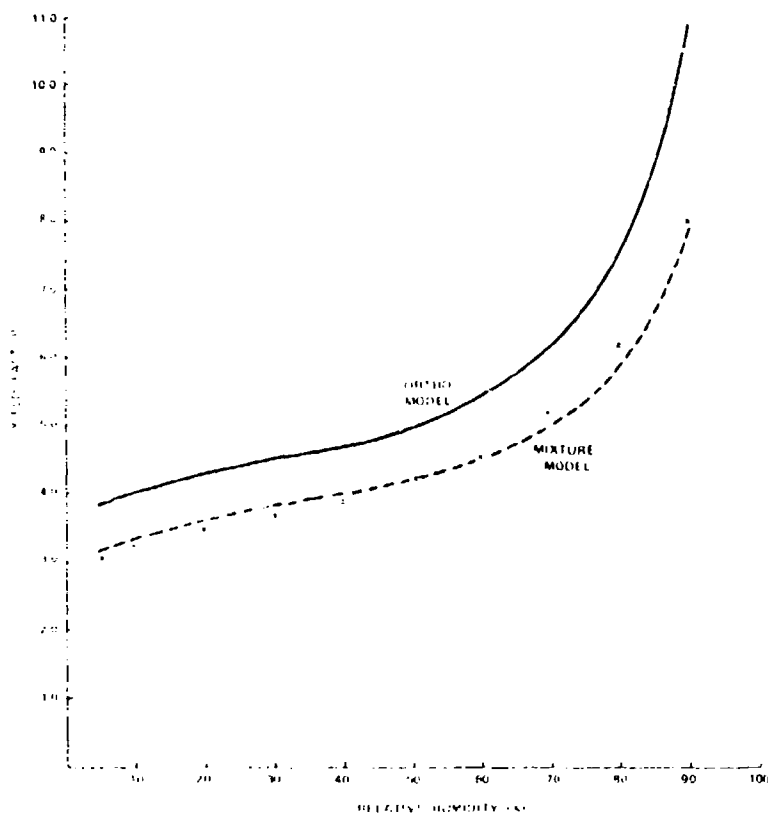


FIGURE 2. EXPERIMENTAL YIELD FACTORS OF A PHOSPHORUS SMOKE COMPARED WITH THEORETICAL VALUES PREDICTED ORTHO MODEL (—) AND MIXTURE MODEL (---)

Figure 2. Yield Factors of a Phosphorus Smoke Versus Relative Humidity

3.1 Solution Thermodynamics of Condensed Phosphoric Acids.

The homologous series of condensed phosphoric acids can be represented by the chemical formula⁷



where i represents the order of phosphoric acid association, i.e., $i = 1 \rightarrow \text{H}_3\text{PO}_4$ and $i = 2 \rightarrow \text{H}_4\text{P}_2\text{O}_7$, orthophosphoric and pyrophosphoric acid, respectively. Therefore, the condensed phosphoric acids can be thought of as physicochemical molecular associations of H_3PO_4 molecules, except for small differences in molecular weight.

The water activity of a solution is a strong decreasing function of the relative number of solute (acid) molecules in solution. Since the associated solution is characterized by a smaller number of solute molecules, the associated solution water activity is greater than the unassociated solution water activity for the same mass of acid.⁸ This conclusion was numerically supported by the calculations of Ogsten and Winzer,⁹ who considered the effects of associating solutes on the osmotic pressure of a solution. Consequently, for the same mass of acid, the associated solution will absorb a smaller amount of water than the unassociated solution. The associated acid concentration will be correspondingly greater than the unassociated acid concentration. Such a circumstance would explain the disparities depicted figure 1.

The acid mixture solvent mole fraction may be written as

$$x'_1 = \frac{n'_{\text{H}_2\text{O}}}{n'_{\text{H}_2\text{O}} + \sum_i n_i} \quad (10)$$

where $\sum_i n_i$ is the number of condensed phosphoric acids resulting from the association of $\sum_i n_i \text{H}_3\text{PO}_4$ molecules. This follows from the hydration process of condensed phosphoric acids where the i th order condensed phosphoric acid produces i molecules of H_3PO_4 .⁵ The mixture solvent mole fraction can be expressed in terms of the ortho model parameters by the relations

$$n_{\text{H}_2\text{O}} = n'_{\text{H}_2\text{O}} \quad \text{and} \quad \frac{\sum_i n_i}{\sum_i n_i} = a \quad (11)$$

where the association parameter a represents the degree of H_3PO_4 molecule association. Substitution of equation 11 into equation 10 gives

$$x'_1 = \frac{a}{(a + \sum_i n_i / n_{\text{H}_2\text{O}})} \quad (12)$$

In general, deviations from Raoult's law result from solute-solvent interactions.⁸ Due to a strong hydrogen association, H_3PO_4 appears electronegative in solution. Consequently, high dipole moment water molecules will interact with ionized $H_2PO_4^-$ molecules. It is asserted that this mode of solvent-solute interaction is the basis for the nonideality of H_3PO_4 solutions and governs the nonlinear dependence of water activity on water mole fraction (equation 3). The condensed phosphoric acids dissociate similarly and are assumed to interact with the water molecules analogously. Therefore, the functional dependence of the acid mixture solvent mole fraction x_1' is specified by equation 3 in this study.

Figure 3 graphically illustrates the dependency of solution water activity a_1 on mole ratio of H_3PO_4 (before association) to water for various degrees of acid association. The degree of association increases with the association parameter \underline{a} , so that $\underline{a} = 1$ is a noncondensed pure H_3PO_4 solution and $\underline{a} = 4$ is a highly condensed tetra-metaphosphoric acid solution. It is clear that, for the same mass of acid, the associated solution is characterized by a greater water activity and necessarily water vapor pressure. This indicates that, when the primary H_3PO_4 molecules are partially associated, the vapor pressure lowering effect is diminished. As a result, the water vapor pressure gradients between solution droplet and environment are less severe for the condensed phosphoric acid solutions, an indication of reduced hygroscopicity.

In summary, the associated thermodynamic solution properties are established from the unassociated thermodynamics through molecule association and by neglecting the chemical differences between the original species and the associated species.

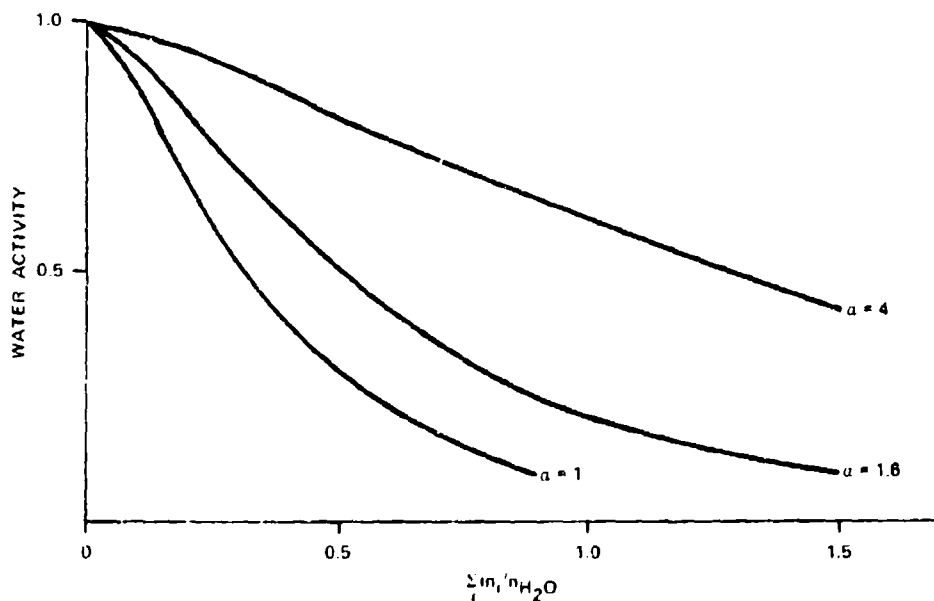


Figure 3. Water Activity of Various Condensed Phosphoric Acid Solutions as a Function of H_3PO_4 Association

3.2 Equivalent H_3PO_4 Phosphorus Smoke Acid Concentration.

By definition, the acid concentration of a multicomponent acid mixture is given as

$$F = \frac{\sum_i M_{i+2,1,3i+1} n_i}{\sum_i M_{i+2,1,3i+1} n_i + m_{H_2O}} \quad (13)$$

where $M_{i+2,1,3i+1}$ is the molecular weight of the i th order condensed phosphoric acid; $i = 1$, being H_3PO_4 , is represented by M_{314} .

In this section, the equivalent H_3PO_4 concentration is formulated in order to compare experiment and theory. The equivalent ortho acid concentration function assumes that each mole of NaOH dissolved in the acid solution can be equated to one H_3PO_4 molecule as is customary in titration analysis.

For the case of the condensed phosphoric acids, the i th order condensed phosphoric acid will possess i titration end points.⁷ Therefore, the total number of NaOH molecules dissolved in the condensed phosphoric acid solution is

$$[NaOH] = \sum_i i n_i \quad (14)$$

Since each molecule of NaOH is equated with a compound having a molecular weight of H_3PO_4 , the equivalent H_3PO_4 mass is

$$\sum_i M_{i+2,1,3i+1} n_i = M_{314} \sum_i i n_i \quad (15)$$

Substitution of equation 15 into equation 13 results in the equivalent H_3PO_4 concentration of an arbitrary mixture of condensed phosphoric acids as

$$F_e = \frac{\frac{a}{M_{H_2O}} M_{314} (1-x)}{\frac{a}{M_{H_2O}} x + \frac{a}{M_{314}} (1-x)} \quad (16)$$

where x is given by equation 4. Figure 4 shows the dependence of equivalent H_3PO_4 concentration on relative humidity for various condensed phosphoric acid solutions. As the solution becomes more condensed, F_e increases at constant relative humidity. This is an outgrowth of the reduced water absorbing characteristics of the condensed phosphoric acids. When the association parameter a is equal to unity (pure H_3PO_4), F_e reduces to equation 6 as expected.

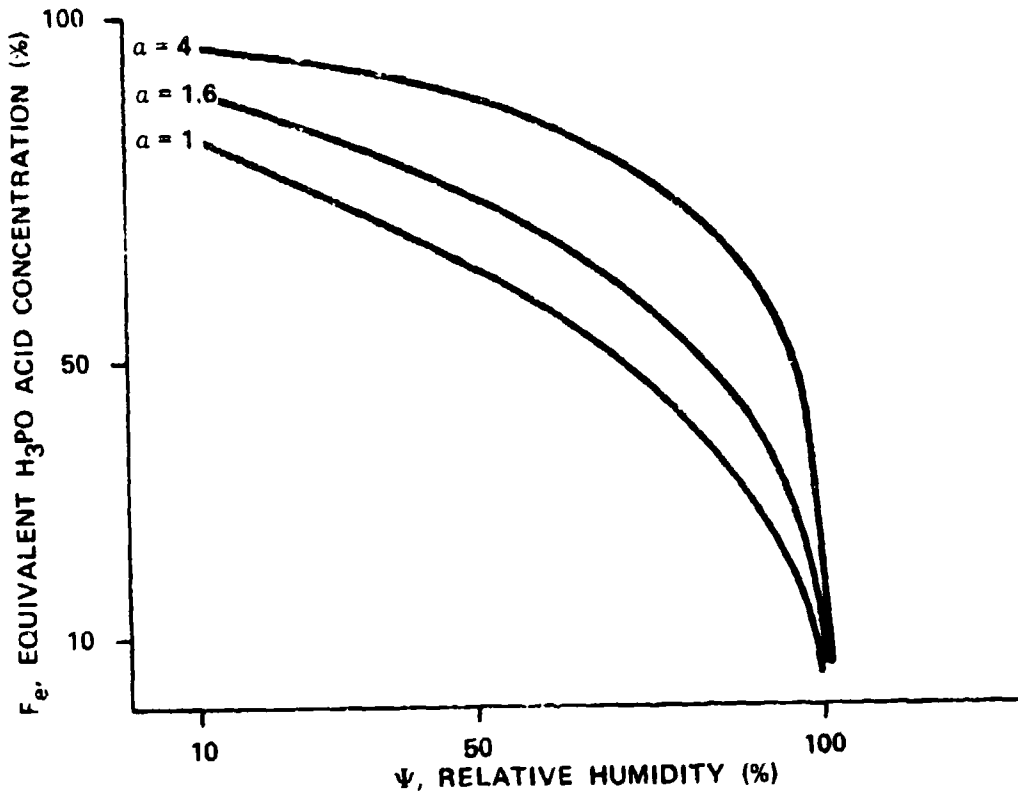


Figure 4. Equivalent H_3PO_4 Acid Concentration of a Phosphorus Smoke Versus Degree of Acid Association

Now, for the present case, the mole ratio of pyrophosphoric acid to H_3PO_4 is expressed in terms of the weight percentages as

$$\frac{n_2}{n_1} = \frac{n_{427}}{n_{314}} = \frac{M_{314}}{M_{427}} \cdot \frac{W_{427}}{W_{314}} \quad (17)$$

where W_{427} and W_{314} are the weight percentages of pyro and ortho, respectively. In putting the weight percentages experimentally measured by Kapishev,³ the mole ratio is

$$\frac{n_{427}}{n_{314}} = 1.65 \quad (18)$$

Now each pyrophosphoric acid molecule converts to two H_3PO_4 molecules through branch point hydration.⁵ The corresponding mole ratio of acid mixture solute number $\sum n_i$ to pure H_3PO_4 solute number is

$$\frac{\sum n_i}{n_i} = 1.62 \quad (19)$$

But this is exactly the association parameter a defining the reduction in solute number due to the association of H_3PO_4 molecules. Substitution of this value of a into equation 16 produces the equivalent H_3PO_4 acid concentration of a phosphorus smoke. Figure 1 shows the good agreement between the experimental values of Anderson and those predicted by the mixture model over the relative humidity range from 25% to 90%.

3.3 Real Phosphorus Smoke Acid Concentration.

The equivalent H_3PO_4 acid concentration function F_e misrepresents the real acid mixture concentration F_r . Although the equivalent acid concentration does account for the reduction in solute hygroscopicity through solute number reduction in the case of theoretical treatment and by measuring the reduced amount of water absorbed in the case of experiment, both treatments fail in describing the real acid concentration by imposing a one to one correspondence between NaOH and H_3PO_4 . If one inspects the pyrophosphoric acid molecule $H_4P_2O_7$, then it is clear that two NaOH molecules are associated with a mass which is less than two H_3PO_4 molecules. Specifically, the pyrophosphoric acid molecule is represented by $2(H_3PO_4) - H_2O$. The result is that the equivalent acid concentration function F_e overestimates the real mass of acid in the phosphorus smoke. More mathematically

$$\sum_{i=1}^{\infty} M_{1+2,1,3i+1} n_i < M_{314} \sum_{i=1}^{\infty} n_i \quad (20)$$

The real acid concentration function may be expressed in terms of the equivalent ortho acid concentration function by accounting for the molecular weight differences between multiples of H_3PO_4 molecules and pH equivalent condensed phosphoric acids.

Beginning with the equivalent acid concentration F_e

$$F_e = M_{314} \sum_{i=1}^{\infty} n_i / M_T \quad (21)$$

and the real acid concentration function F_r

$$F_r = \sum_{i=1}^{\infty} M_{1+2,1,3i+1} n_i / M_T \quad (22)$$

the ratio of the two functions can be expressed as

$$\frac{F_r}{F_e} = \frac{\sum_{i=1}^{\infty} M_{1+2,1,3i+1} n_i}{M_{314} \sum_{i=1}^{\infty} n_i} \quad (23)$$

The sum in the numerator of equation 23 may be rewritten from equation 9 as

$$\sum_{i=1}^{n_1} M_{1+2,1,3i+1} n_i = (M_{314} - M_{H_2O}) \cdot \sum_{i=1}^{n_1} n_i + M_{H_2O} \sum_{i=1}^{n_1} n_i \quad (24)$$

Combining equations 23 and 12 results in

$$\frac{F_r}{F_e} = \frac{M_{113} \sum_{i=1}^{n_1} n_i + M_{H_2O} \sum_{i=1}^{n_1} n_i}{M_{314} \sum_{i=1}^{n_1} n_i} \quad (25)$$

Finally substitution of equation 11 into equation 25 gives the defining relationship between F_r and F_e as

$$F_r = F_e \cdot \frac{M_{113} + M_{H_2O}/a}{M_{314}} \quad (26)$$

For any associated solution ($a > 1$), the fraction is less than unity and the equivalent acid concentration exceeds the real acid concentration. Figure 5 depicts the percent deviation between F_e and F_r for a series of condensed phosphoric acid solutions. The deviations increase monotonically with the association parameter a , varying from zero at $a = 1$ to -16% at $a = 4$. Consequently, the greater the degree of acid association the greater the misrepresentation of the real acid concentration.

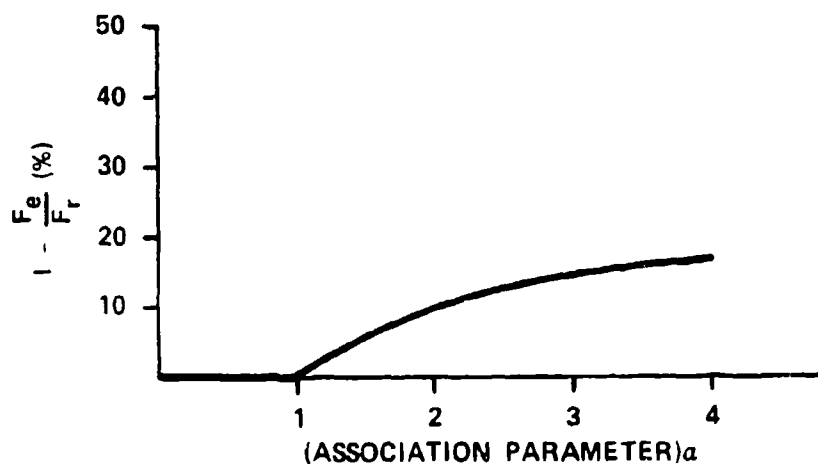


Figure 5. Percent Deviation between Equivalent H_3PO_4 and Real Acid Concentration as a Function of Acid Association

For the present case, a 1.62 and

$$F_r = 0.93 F_e \quad (27)$$

Consequently, procedures involving titrations against standard 0.01 N NaOH solutions will overestimate droplet acid concentrations by as much as 7% when a one to one correspondence between moles of NaOH and H_3PO_4 is assumed.

3.4 Yield Factor of a Phosphorus Smoke.

Following logic similar to the derivation of the H_3PO_4 smoke (equation 7), the yield factor of a multicomponent acid smoke is given by

$$y.f. = \frac{\sum_i M_{i+2,1,3i+1}^n}{M_p \cdot F_r} \quad (28)$$

Here the phosphorus aerosolization parameter ζ and the composition parameter n are set to unity. Substituting for F_r from equation 23, the yield factor may be expressed as

$$y.f. = \frac{M_{314} \cdot \sum_i n_i}{M_p \cdot F_e} \quad (29)$$

Since i phosphorus atoms are tied up in the i th condensed phosphoric acid, then

$$M_p = M(P) \sum_i n_i \quad (30)$$

where $M(P)$ is the mass of a phosphorus atom. The yield factor of a multicomponent phosphorus smoke becomes

$$y.f. = M_{314} / M(P) \cdot F_e \quad (31)$$

Comparison of equation 31 with the experimental yield factors of Tarnove⁶ indicates good agreement over the range of relative humidities from 40% to 70%.

In conclusion, it has been demonstrated that the equilibrium properties of a phosphorus smoke cannot be predicted from a thermodynamic model which is based on the water activity of H_3PO_4 solution. Based on high temperature P_4O_{10} studies, chemical composition of phosphorus smoke droplets is proposed to be a mixture of orthophosphoric and pyrophosphoric acid. Applying a solute number reduction scheme, the solution thermodynamics of the condensed phosphoric acids is formulated from the ortho water activity data. Comparison of mixture model synthetic data and experimental data indicates good agreement.

4. CONCLUSIONS

4.1 A thermodynamic model which is based on the water activity of H_3PO_4 solutions will underestimate phosphorus smoke acid concentrations by as much as 25% for relative humidities less than 90%. Furthermore, phosphorus smoke yield factors are overestimated by as much as 25% for relative humidities less than 90%.

4.2 Based on a solute number reduction scheme, the water activity of an arbitrary mixture of condensed phosphoric acids is formulated from existing H_3PO_4 water activity data.

4.3 High temperature P_4O_{10} hydration studies suggest the chemical composition of phosphorus smoke droplets is a mixture of H_3PO_4 and pyrophosphoric acid, whereupon the solution thermodynamics of the acid droplets is developed.

4.4 Comparison of mixture model synthetic data and experimental data indicates the condensed acid model predicts the acid concentrations and yield factors of a phosphorus smoke within 5%.

4.5 Due to the molecular weight differences between the condensed phosphoric acids and the pH equivalent multiple of H_3PO_4 molecules, equivalent H_3PO_4 concentrations will overestimate the acid concentrations of a phosphorus smoke by 7%.

LITERATURE CITED

1. Rubel, G. O. ARCSL-TR-78057. Predicting the Droplet Size and Yield Factors of a Phosphorus Smoke as a Function of Droplet Composition and Ambient Relative Humidity Under Tactical Conditions. November 1978.
2. Milham, M. E., Anderson, D. H., Frickel, R. H., and Tarnove, T. L. ARCSL-TR-77067. New Findings on the Nature of WP/RP Smokes. July 1977.
3. Kapishev, T. A., Bekturov, A. B., Kalmykov, S. I., and Nurseitov, Sh. Sh. Research In The Reaction Between Phosphorus Pentoxide And Water Vapors Izv. Akad. Nauk. Kaz. SSR, Ser. Khim. 28, No. 3 (1978).
4. Gillespie, G. R., and Johnstone, H. F. Particle Size Distribution in Some Hygroscopic Aerosols. Chem. Eng. Prog. 51, No. 2 (February 1955).
5. Mellor, J. W. A Comprehensive Treatise on Inorganic and Theoretical Chemistry. Vol. VIII. Supplement III: Phosphorus. Wiley-Interscience, New York, New York. 1971.
6. Tarnove, T. L. ARCSL-TR-80049. Studies of the Chemistry of the Formation of Phosphorus-Derived Smokes and Their Implications for Phosphorus Smoke Munitions. October 1980.
7. Van Wazer, J. R. Phosphorus and Its Compounds. Vol I. Interscience Publishers, Inc., New York, New York. 1958.
8. Glasstone, S. Textbook of Physical Chemistry. 2d Ed. pp 676-678 1940.
9. Ogsten, A. G., and Winzer, D. J. J. Phys. Chem. 79, No. 23, 2497 (1975).

GLOSSARY

a	association parameter
a_1	water activity
d	droplet diameter
F	orthophosphoric acid concentration
F_e	equivalent ortho acid concentration
F_r	real acid concentration
i	order of acid association
$M(H_3PO_4)$	molecular weight of orthophosphoric acid
$M(P)$	molecular weight of phosphorus
M_p	mass of phosphorus in starting material
M_{H_2O}	molecular weight of water
M_t	total droplet mass
m_{H_2O}	mass of water in droplet
n_{H_2O}	moles of water in droplet
n_i	moles of the ith order condensed phosphoric acid
P	pressure
S	droplet saturation ratio
T	temperature
v_1	molecular volume of water
σ	surface tension
ζ	phosphorus aerosolization parameter
ψ	relative humidity
x_1	water mole fraction

DISTRIBUTION LIST 5

Names	Copies	Names	Copies
CHEMICAL SYSTEMS LABORATORY		Deputy Chief of Staff for Research, Development & Acquisition	
ATTN: DRDAR-CLF	1	ATTN: DAMA-CSS-C	1
ATTN: DRDAR-CLJ-P	3	ATTN: DAMA-ARZ-G	1
ATTN: DRDAR-CLJ-L	3	Washington, DC 2	
ATTN: DRDAR-CLJ-M	1	US Army Research ar Group (Europe)	
ATTN: DRDAR-CLJ-P	1	ATTN: DRXSN-E-SC	
ATTN: DRDAR-CLT-E	1	LTC J.M. Dorrance	1
ATTN: DRDAR-CLN	2	Bbx 65, FPO New York 09510	
ATTN: DRDAR-CLW-C	1	HQDA (DAMI-FIT)	
ATTN: DRDAR-CLB-C	1	WASH, DC 20310	
ATTN: DRDAR-CLB-P	1	Commander	
ATTN: DRDAR-CLB-PA	1	DARCOM, STITEUR	
ATTN: DRDAR-CLB-R	1	ATTN: DRXST-ST1	1
ATTN: DRDAR-CLB-T	1	Bbx 48, APO New York 09710	
ATTN: DRDAR-CLB-TE	1	Commander	
ATTN: DRDAR-CLY-A	1	US Army Science & Technology Center- Far East Office	
ATTN: DRDAR-CLY-R	6	ATTN: MAJ Borges	1
ATTN: DRDAR-CLR-I	1	APO San Francisco 96328	
COPIES FOR AUTHOR(S): Research Div	1	Commander	
DEPARTMENT OF DEFENSE		2d Infantry Division	
Defense Technical Information Center		ATTN: EAIDCOM	1
ATTN: DTIC-ODA-2	12	APO San Francisco 96224	
Cameron Station, Building 5		Commander	
Alexandria, VA 22314		5th Infantry Division (Mech)	
Director		ATTN: Division Chemical Officer	1
Defense Intelligence Agency		Fort Polk, LA 71459	
ATTN: DB-4G1	1	OFFICE OF THE SURGEON GENERAL	
Washington, DC 20301		Headquarters	
Special Agent In Charge		US Army Medical Research and Development Command	
ARO, 902d Military Intelligence GP		ATTN: SGRD-PL	1
ATTN: IAGPA-A-AN	1	Fort Detrick, MD 21701	
Aberdeen Proving Ground, MD 21005		Commander	
Commander		USA Biomedical Laboratory	
SED, HQ, INSCOM		ATTN: SGRD-UV-L	1
ATTN: IRFM-SED (Mr. Joubert)	1	Aberdeen Proving Ground, MD 21010	
Fort Meade, MD 20755			
DEPARTMENT OF THE ARMY			
HQDA (DAMC-NCC)	1		
WASH DC 20310			

US ARMY HEALTH SERVICE COMMAND

Superintendent
Academy of Health Sciences
US Army
ATTN: HSA-CDH 1
ATTN: HSA-IFM 1
Fort Sam Houston, TX 78234

US ARMY MATERIEL DEVELOPMENT AND
READINESS COMMAND

Commander
US Army Materiel Development and
Readiness Command
ATTN: DRGLDC 1
ATTN: DRCSF-P 1
5001 Eisenhower Ave
Alexandria, VA 22333

Project Manager Smoke/Obscurants
ATTN: DRCPM-SMK 1
Aberdeen Proving Ground, MD 21005

Commander
US Army Foreign Science & Technology
Center
ATTN: DRXST-MT3 1
220 Seventh St., NE
Charlottesville, VA 22901

Director
US Army Materiel Systems Analysis
Activity
ATTN: DRXSY-MP 1
ATTN: DRXSY-T (Mr. Metz) 2
Aberdeen Proving Ground, MD 21005

Commander
US Army Missile Command
Redstone Scientific Information
Center
ATTN: DRSMI-RPR (Documents) 1
Redstone Arsenal, AL 35809

Director
DARCOM Field Safety Activity
ATTN: DRXOS-C 1
Charlestown, IN 47111

Commander
US Army Natick Research &
Development Command

ATTN: DRDNA-VR 1
ATTN: DRDNA-VT 1
Natick, MA 01760

US ARMY ARMAMENT RESEARCH AND
DEVELOPMENT COMMAND

Commander
US Army Armament Research and
Development Command

ATTN: DRDAR-LCA-L 1
ATTN: DRDAR-LCE 1
ATTN: DRDAR-LCE-C 1
ATTN: DRDAR-LCU 1
ATTN: DRDAR-LCU-CE 1
ATTN: DRDAR-FMA (G.R. Sacco) 1
ATTN: DRDAR-SCA-W 1
ATTN: DRDAR-TSS 2
ATTN: DRCPM-CAWS-AM 1
ATTN: DRCPM-CAWS-SI 1
Dover, NJ 07801

Director
Ballistic Research Laboratory
ARRADCOM
ATTN: DRDAR-TSB-S 1
Aberdeen Proving Ground, MD 21005

US ARMY ARMAMENT MATERIEL READINESS
COMMAND

Commander
US Army Armament Materiel
Readiness Command
ATTN: DRSAR-ASN 1
ATTN: DRSAR-PDM 1
ATTN: DRSAR-SF 1
Rock Island, IL 61299

Commander
US Army Dugway Proving Ground
ATTN: Technical Library
Docu Sect 1
Dugway, UT 84022

US ARMY TRAINING & DOCTRINE COMMAND

Commandant
US Army Infantry School
ATTN: NBC Division 1
Fort Benning, GA 31905

Commandant
USAMP&CS/TC&FM
ATTN: ATZN-CM-COM
Fort McClellan, AL 36205

Commander
US Army Infantry Center
ATTN: ATSH-CD-MS-C
Fort Benning, GA 31905

Commander
US Army Infantry Center
Directorate of Plans & Training
ATTN: ATZB-DPT-PO-NBC
Fort Benning, GA 31905

Commander
USA Training and Doctrine Command
ATTN: ATCD-Z
Fort Monroe, VA 23651

Commander
USA Combined Arms Center and
Fort Leavenworth
ATTN: ATZL-CA-COG
ATTN: ATZL-CAM-IM
Fort Leavenworth, KS 66027

Commander
US Army TRADOC System Analysis
Activity
ATTN: ATAA-SL
White Sands Missile Range, NM 88002

US ARMY TEST & EVALUATION COMMAND

Commander
US Army Test & Evaluation Command
ATTN: DRSTE-CM-F
ATTN: DRSTE-CT-T
Aberdeen Proving Ground, MD 21005

DEPARTMENT OF THE NAVY

Commander
Naval Explosive Ordnance Disposal
Facility
ATTN: Army Chemical Officer
Code AC-3
Indian Head, MD 20640

Commander
Naval Weapons Center
ATTN: Technical Library
Code 343
China Lake, CA 93555

Commander Officer
Naval Weapons Support Center
ATTN: Code 5042
Dr. B.E. Doude
Greene, IN 47522

US MARINE CORPS

Director, Development Center
Marine Corps Development and
Education Command
ATTN: Fire Power Division
Quantico, VA 22134

DEPARTMENT OF THE AIR FORCE

HQ Foreign Technology Division (AFSC)
ATTN: TQTR
Wright-Patterson AFB, OH 45433

HQ AFRLC/LOWMM
Wright-Patterson AFB, OH 45433

OUTSIDE AGENCIES

Battelle, Columbus Laboratories
ATTN: TACTEC
505 King Avenue
Columbus, OH 43201

Toxicology Information Center,
WG 1008

National Research Council
2101 Constitution Ave., NW
Washington, DC 20418