

AD A104496

NSWC TR 80-343

LEVEL III

A064559

12

**POLYURETHANE FOAMS FOR AIRCRAFT
SHOCK MOUNTS III
VIBRATION DAMPING BY POLYETHER FOAMS**

BY JAMES V. DUFFY


RESEARCH AND TECHNOLOGY DEPARTMENT

JULY 1981

DTIC
COLLECTED
SEP 22 1981
H

Approved for public release, distribution unlimited.

DTIC FILE COPY




NAVAL SURFACE WEAPONS CENTER

Dahlgren, Virginia 22448 • Silver Spring, Maryland 20910

81 9 22 005

~~UNCLASSIFIED~~
SECURITY CLASSIFICATION OF THIS PAGE(When Data Entered)



~~UNCLASSIFIED~~
SECURITY CLASSIFICATION OF THIS PAGE(When Data Entered)

FOREWORD

The objective of this program was to develop flexible foam systems which would meet the specifications outlined in MIL-F-81334B (AS). This report deals with the vibration damping characteristics and mechanical properties of a series of foams based on mixtures of poly(oxytetramethylene)glycol and poly(oxypropylene)polyol. The effect of polyol ratio, foam density, surfactant type and unit loading on vibration output and transmissibility for these systems is reported.

This program was funded by the Naval Air Systems Command (AIR - 5163D2) under AIRTASK number A510-510C/001 - 4/9510 - 000 - 002 as part of a materials deterioration block program administered by the Naval Air Development Center.

Dr. Hubert Booth, formerly of this laboratory, is recognized for the concept which led to the development of these foams and for his contributions during the initial formulation and testing stages of the program. Dr. Henry Miller of the General Plastics Manufacturing Co. was responsible for the fabrication of the foam samples described in this report.

J. R. Dixon

J. R. DIXON
By direction

Accession For	
NTIS	<input checked="" type="checkbox"/>
DTIC TAB	<input type="checkbox"/>
Unannounced	<input type="checkbox"/>
Justification	
By	
Distribution/	
Availability Codes	
Dist	
A	

CONTENTS

	<u>Page</u>
INTRODUCTION	5
EXPERIMENTAL	6
DISCUSSION OF RESULTS	7
CONCLUSIONS	8
RECOMMENDATIONS	8
CHEMICAL GLOSSARY	31
APPENDIX A - FOAM FORMULATIONS	A-1

ILLUSTRATIONS

<u>Figure</u>		<u>Page</u>
1	FOAM VIBRATION SAMPLES	10
2	LING ELECTRODYNAMIC VIBRATOR	11
3	SCHEMATIC OF VIBRATOR EQUIPMENT	12
4	MIL-F-81334B (AS) - VIBRATION DAMPING SPECIFICATION FOR POLYURETHANE FOAM	13
5	VIBRATION OUTPUT - BERNEL 866000	14
6	VIBRATION TRANSMISSIBILITY - BERNEL 866000	15
7	VIBRATION OUTPUT FOR NSWC FOAMS 208004B TO 802004B	16
8	VIBRATION TRANSMISSIBILITY FOR NSWC FOAMS 208004B TO 802004B	17
9	VIBRATION OUTPUT FOR NSWC FOAMS 208006B TO 802006B	18
10	VIBRATION TRANSMISSIBILITY FOR NSWC FOAMS 208006B TO 802006B	19
11	VIBRATION OUTPUT FOR NSWC FOAMS 208006BF TO 802006BF	20
12	VIBRATION TRANSMISSIBILITY FOR NSWC FOAMS 208006BF TO 802006BF	21
13	VIBRATION OUTPUT FOR NSWC FOAMS 208006L TO 802006L	22
14	VIBRATION TRANSMISSIBILITY FOR NSWC FOAMS 208006L TO 802006L	23
15	VIBRATION OUTPUT FOR NSWC FOAM 802004B UNDER DIFFERENT LOADS	24
16	VIBRATION TRANSMISSIBILITY FOR NSWC FOAM 802004B UNDER DIFFERENT LOADS	25
17	VIBRATION OUTPUT FOR NSWC FOAM 802006B UNDER DIFFERENT LOADS	26
18	VIBRATION TRANSMISSIBILITY FOR NSWC FOAM 802006B UNDER DIFFERENT LOADS	27
19	FOAM TENSILE STRENGTH/ELONGATION PROPERTIES VS POLYOL COMPOSITION (4 LBS/CU FT)	28
20	FOAM TENSILE STRENGTH/ELONGATION PROPERTIES VS POLYOL COMPOSITION (6 LBS/CU FT)	29
21	YOUNG'S MODULUS VS POLYOL COMPOSITION FOR NSWC FOAMS AT DIFFERENT DENSITIES	30

TABLE

<u>Table</u>		<u>Page</u>
1	MECHANICAL PROPERTIES OF NSWC FOAMS	9

INTRODUCTION

Many Navy aircraft are required to carry sensitive electronic equipment on board to accomplish their mission. It is necessary to protect this equipment from the shock and vibration which occurs during an aircraft's departure, flight and landing. For this purpose, the equipment is secured to mounts which contain polyurethane foam that isolates the equipment from the aircraft by absorbing operational shock and vibration forces.

In the past, polyester polyurethane foams were used because of their strength properties, greater resistance to fuels and other organic fluids and their excellent energy absorption characteristics. Some of these polyester-based foams, however, experienced hydrolytic degradation or reversion with resulting damage to the equipment being protected. Polyether-based foams, on the other hand, while generally not as mechanically strong as the polyester-based foams do have good resistance to moisture and can be formulated to have good vibration damping properties.

During the past several years, NSWC/WO has been involved in a program to develop a polyether polyurethane foam which will meet or exceed the criteria established for vibration damping foams by MIL-F-81334B (AS).^{1,2} From the many foam formulations evaluated, a series based on a mixture of poly(oxytetramethylene) glycol and poly(oxypropylene) polyol gave the best overall results. Foam properties such as compressibility, rebound, tensile strength, elongation, hydraulic fluid and hydrolytic resistance, porosity and vibration damping were used in making this determination.

This series was then fabricated under contract by the General Plastics Manufacturing Co. using techniques that produced foams which had cell counts and cell sizes similar to other commercial foams. This report details the results of the vibration damping and mechanical properties tests which were conducted on these foams.

¹Booth, H. J. and Duffy, J. V., "Polyurethane Foams for Aircraft Shock Mounts, I Polyether Based Foams," NSWC/WOL TR 78-125

²Booth, H. J. and Duffy, J. V., "Polyurethane Foams for Aircraft Shock Mounts, II Polybutadiene Based Foams," NSWC/WOL TR 78-162

EXPERIMENTAL

A. Foam Fabrication

Foams were fabricated from Pluracol 718/Polymeg 2000 ratios which varied between 80/20, 60/40, 40/60, and 20/80 at two different densities (4 and 6 lbs/cu ft) using the standard B-3136 surfactant originally developed with this system. Six new surfactants were investigated for use with these foams: Union Carbide's L-520, L-540, and L-5740; Dow Corning's DC-190 and DC-196; and H. Goldschmidt's BF-2370. The L-540 and BF-2370 surfactants were selected for further evaluation as a result of preliminary screening tests with small cup samples (100-200 gms. polyol).

The formulations made by the contractor are listed separately in the appendix of this report and have been identified by a six digit number of which the first four digits refer to the polyol ratio and the last two digits designate the foam density. For example, 802006 would mean a polyol ratio of 80 parts of Pluracol 718 (PL-718) to 20 parts of Polymeg 2000 (PM-2000) and the foam has a density of approximately 6 lbs/cu ft. In addition, the letter which followed the identification code designates the surfactant so that B was B-3136 and BF was BF-2370 and L was L-540. The foam components were added in the order given in the appendix and premixed before the addition of the isocyanate with a Conn disc mixer (3" diameter).

An isocyanate index of 105 was used for all of these foams. The mixing time, mixing speeds and cream times are also given in Appendix A. In order to make the foams stable and to open the cells properly, it was necessary to add N-ethyl morpholine (NEM) to all the 6 lbs/cu ft foams and the 802004B foam. NEM catalyzes the isocyanate-water reaction much more than the urethane reaction so that the blowing reaction is increased relative to gelation thereby opening the cells at the proper time yielding a stable foam. All of the foams were post-cured at 110°C for 25-30 minutes after the completion of the foam rise. All weighings were made on a Mettler PC-4400 balance and all the weights reported are given in grams.

B. Vibration Damping

Foam samples (5x5x1") were bonded to 1/4" aluminum plates (Figure 1) using EA-9309.2 (Hysol Division - Dexter Corporation) epoxy resin as an adhesive. The ratio of resin to curing agent was 100/22 parts by weight, and the resin system was fully cured at ambient temperature. After bonding, a load which measured 5" x 5" was secured to the top plate. The base of the foam test sample was then mounted on an electrodynamic vibrator (Ling Model 246, Figure 2) which was used to control and maintain the input vibration over the levels and frequency ranges specified by MIL-F-81334B (AS). The vibration response of the test sample was derived from a piezoelectric accelerometer (Endevco Model 2313E) attached at the center of the test weight as shown in Figure 3. The response and control accelerometers were fed into charge amplifiers (Kistler Model 504A) which were adjusted to produce an output voltage of 10 mv/g. The amplified output voltage from the control accelerometer was then fed into an electronic servo (Unholtz-Dickie Model SP-7) which was used to drive a Ling 40 Kw power amplifier. The power amplifier was used to drive the vibrator to the required input levels. The amplified output of the response accelerometer was fed into an x-y plotter for comparison of the test samples' vibration characteristics with that of the response standard.

C. Density Measurement

Density measurements were made according to ASTM D1564-71 on specimens prepared for vibration damping (5x5x1") or mechanical properties' measurements (5x5x0.5"). The results are reported in Table 1.

D. Tensile Strength/Elongation

Tensile strength and elongation measurements were made in accordance with ASTM D1564-71 (Table 1 and Figs 19-21).

DISCUSSION OF RESULTS

A. Vibration Damping

The MIL-F-81334B (AS) specification for input vibration is shown in Figure 4 in which input acceleration (g) is plotted against frequency (Hz). The output acceleration and transmissibility envelopes which are plotted on the same graph define the limits of acceptable response from the foam under the conditions of the test.

An interim polyester foam presently being used on aircraft shock mounts is Bernel 866000 which though it has excellent vibration damping properties (Figs 5 and 6) is susceptible to hydrolytic degradation. The Bernel foam (5 lbs/cu ft) shows only minor excursions outside the output and transmissibility envelopes at 26 Hz and between 90-135 Hz.

The vibration output for NSWC foams 208004B to 802004B are shown in Figure 7 while the transmissibility curves are compared in Figure 8. The results show excellent damping properties for the 406004B, 604004B and 802004B foams with some excursions for the 208004B outside of the envelope. This same series of foams in the 6 lb/cu ft density (208006B to 802006B) do not damp as well as their 4 lb/cu ft counterparts (Fig 9 and 10). The resonance frequency for these foams falls between 34-39 Hz at which point the output response is too high and continues to be so out about 200 Hz. The exception to this case was the response of the 802006B foam which had good damping and showed only a slightly high vibration output in the 100 Hz region.

The damping results for foams prepared from the two new surfactants L-540 and BF-2370 are shown in Figures 11-14. There was no apparent effect on vibration damping properties due to changes in the type of surfactant used at this particular foam density. The single exception to this generalization was the 802006B foam which outperformed both the 802006BF and 802006L foams.

All of the above tests were made with a dead load of 7.5 lbs (0.3 psi.) on the foam samples. Additional tests were made at 12.5 lbs (0.5 psi.) and 17.5 lbs (0.7 psi.) using the two best foam formulations 802004B and 802006B. For the 802004B foams (Figs 15 and 16), the resonant vibration at 28 Hz is lowered and the total response is reduced as the load/unit area increased. Some slight increases in response are seen at the lowest frequencies. In the case of the 802006 foams (Fig 17 and 18), the same type of leveling of the resonant peak is experienced with slight increases in response at the lower and upper frequency ranges.

B. Mechanical Properties

The intent of this report was to study the effect of polyol composition, foam density and surfactant on the vibration damping characteristics. Since vibration absorption is the single most important foam property, it was given the greatest emphasis and only a limited amount of mechanical properties data was collected. The tensile strength, elongation and modulus values for both the 4 and 6 lb/cu ft foams which employed B-3136 surfactant are reported in Table 1. In addition, the properties of the 6 lb/cu ft foams which used B-2370 and L-540 are also shown. The initial tensile strength of the 208004B and 208006B foams were 47.6 and 44.6 psi. respectively (Figs 19 and 20) which is excellent, but the strength falls off rapidly as the PM-2000 content of the foams decreased. At the 406004B and 406006B compositions, the tensile strength was below the military requirement of 30 and 25 psi. for these respective densities. The military requirement for elongation was only met by the 208004B and 208006B foams. It should be noted that the strength requirements in MIL-F-4133B (AS) were written for an open cell polyester foam which nominally have better tensile/elongation properties than do the polyether foams. Young's modulus of these foams was also determined from the stress-strain curves (Fig 21). It is interesting to note that the foams with moduli below 14 psi. have the best vibration damping properties. This relationship held for the 802006B, 406004B, 604004B and 802004B systems.

CONCLUSIONS

1. Foams have been fabricated from NSWC formulations in both 4 and 6 lb/cu ft densities which pass MIL-F-81334B (AS) specifications for vibration damping. The best foams in the series were 802006B, 406004B, 604004B and 802004B.
2. The vibration damping properties of the 6 lb/cu ft foams were not effected by changes in surfactants.
3. As anticipated, only the formulations which had high PM-2000 contents met the strength requirements of the MIL-F-4133B (AS).

RECOMMENDATIONS

1. Investigate changes in the existing polyol composition which could lead to improvements in the system's mechanical properties without effecting the vibration damping characteristics.
2. Submit the best foams to extensive testing as outlined in MIL-F-81334B (AS).
3. Evaluate the best foams in the field aboard selected Navy aircraft.

TABLE 1 MECHANICAL PROPERTIES OF NSWC FOAMS

Foam Formulations	Tensile Strength (psi)	Elongation (%)	Young's Modulus (psi)	Density (lbs/cm ft)
208004B	47.6	512	15.1	4.1
406004B	17.8	198	13.3	3.9
604004B	17.8	208	12.3	3.9
802004B	10.9	130	11.7	4.0
<hr/>				
208006B	44.6	403	18.5	6.1
406006B	21.8	259	17.3	6.1
604006B	12.4	104	15.6	6.0
802006B	9.5	81	14.1	6.2
<hr/>				
208006BF	52.7	454	18.3	6.2
406006BF	23.8	201	18.5	6.6
604006BF	13.7	105	17.8	6.6
802006BF	10.0	78	15.5	6.3
<hr/>				
208006L	46.5	417	20.0	6.0
406006L	20.8	190	17.2	6.3
604006L	13.8	99	18.8	6.5
802006L	10	80	15.7	6.2

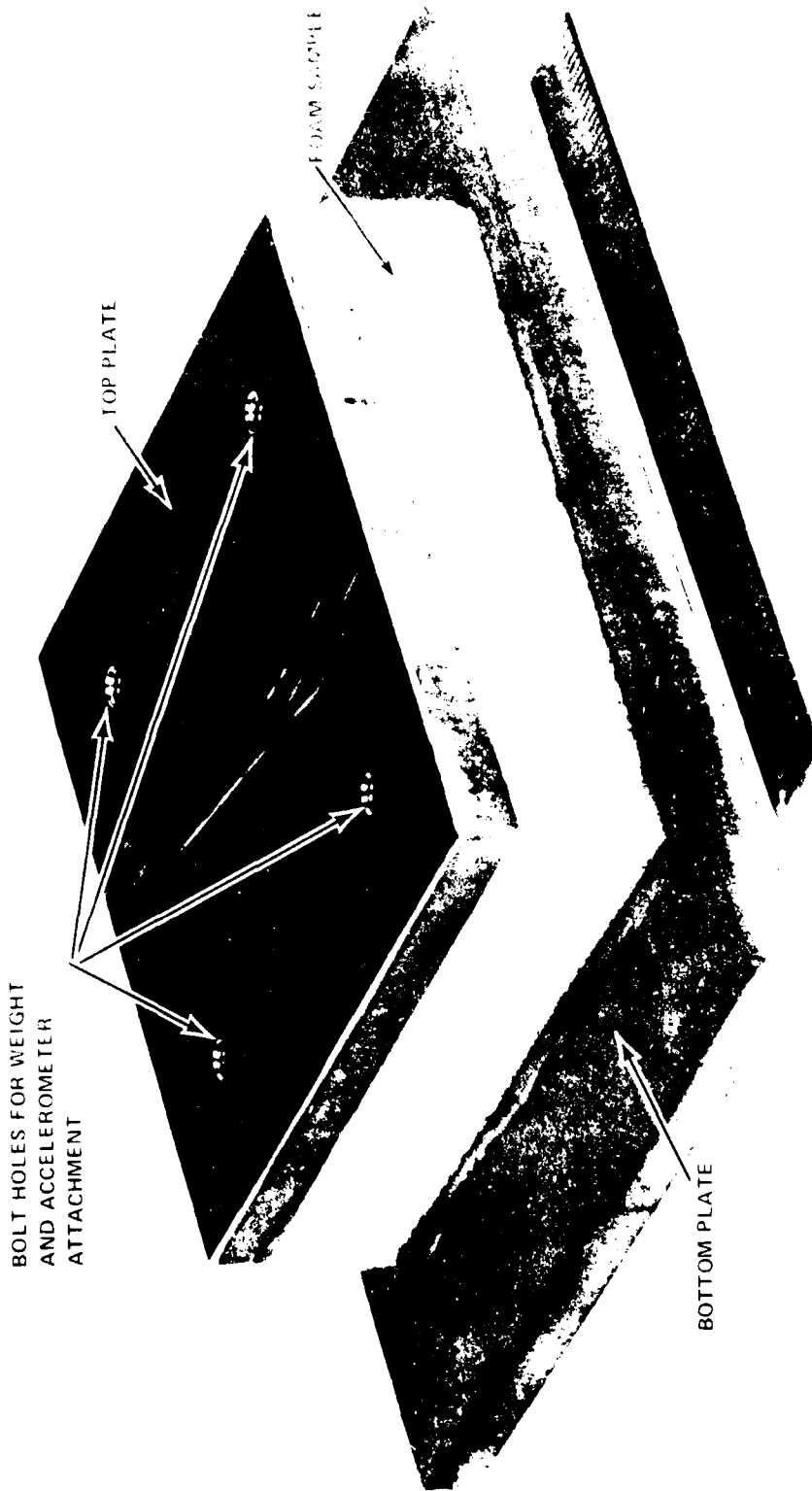


FIGURE 1 - FOAM VIBRATION SAMPLES




FIGURE 2. LABORATORY ELECTRODYNAMIC VIBRATION

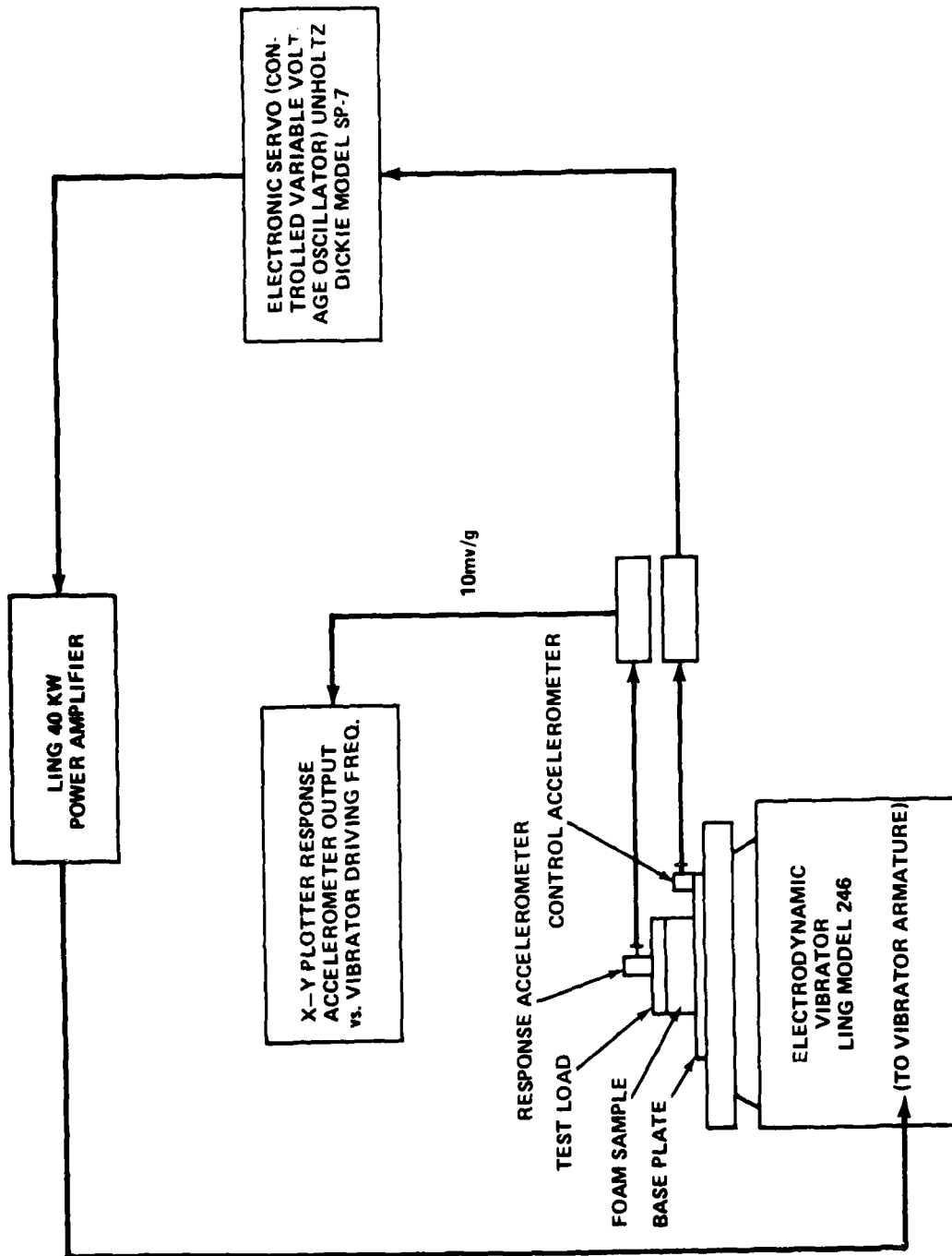


FIGURE 3 SCHEMATIC OF VIBRATOR EQUIPMENT

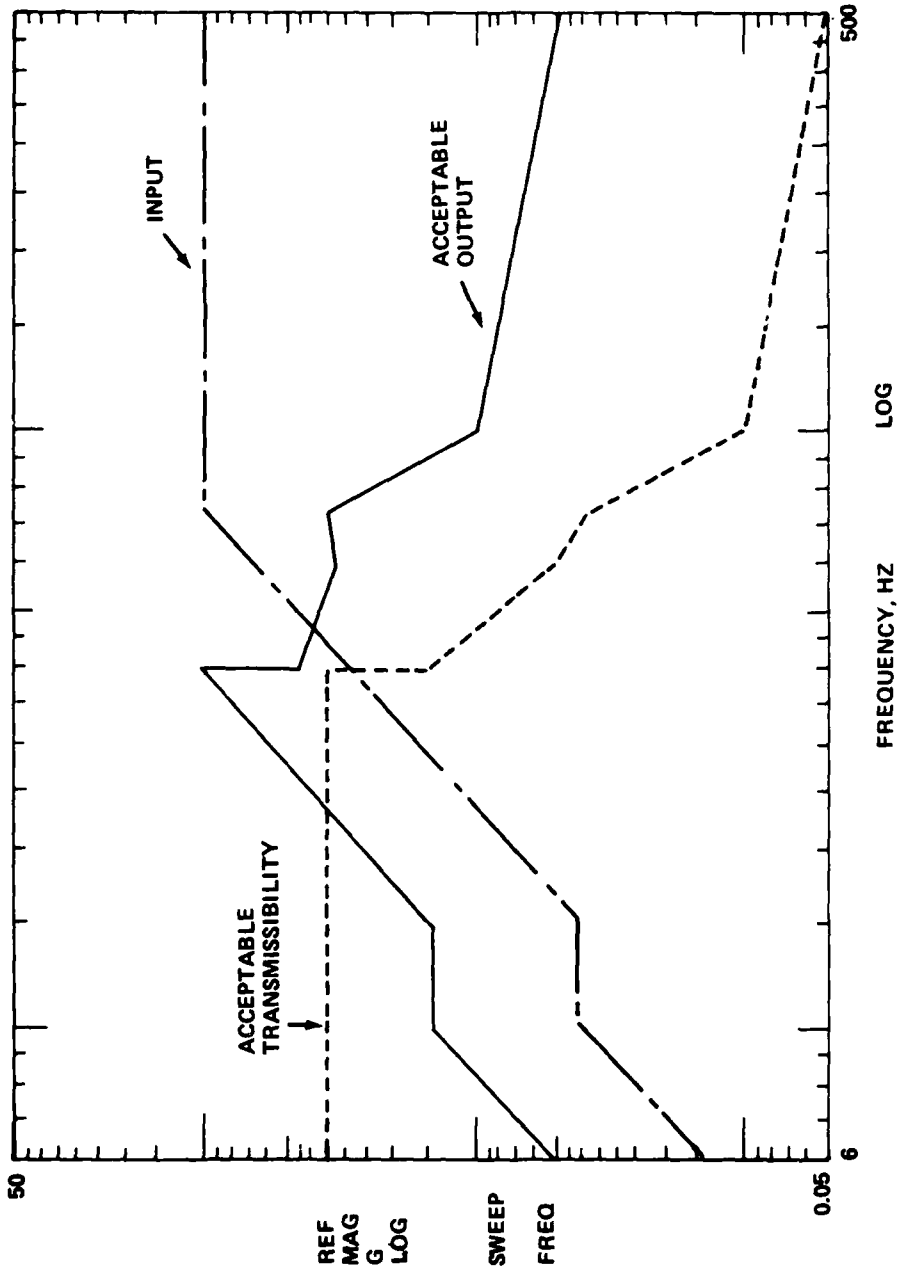


FIGURE 4 MIL-F-81334B (AS) - VIBRATION DAMPING SPECIFICATIONS FOR POLYURETHANE FOAM

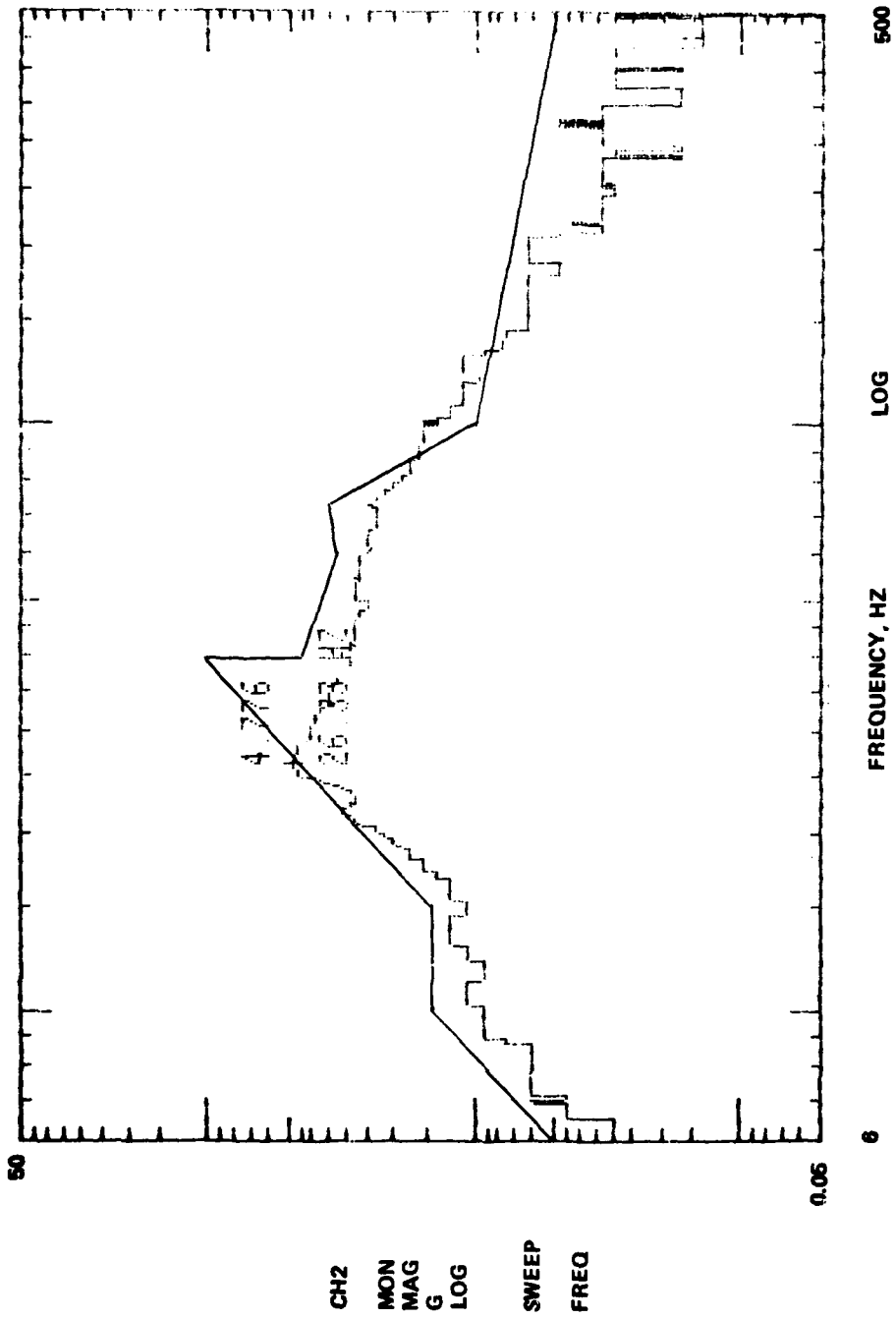


FIGURE 5 VIBRATION OUTPUT BERNEL 866000

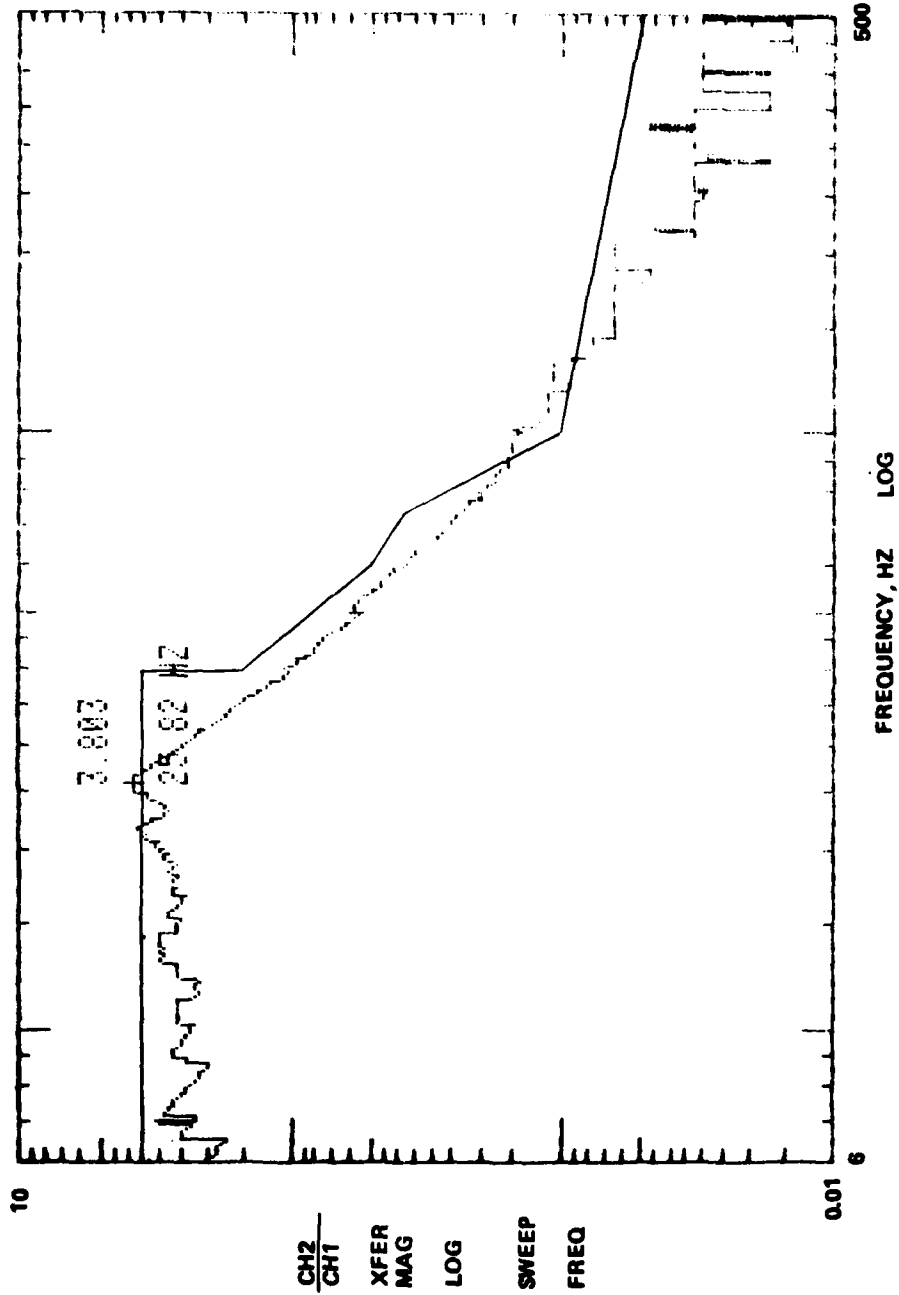


FIGURE 6 VIBRATION TRANSMISSIBILITY - BERNEL 866000

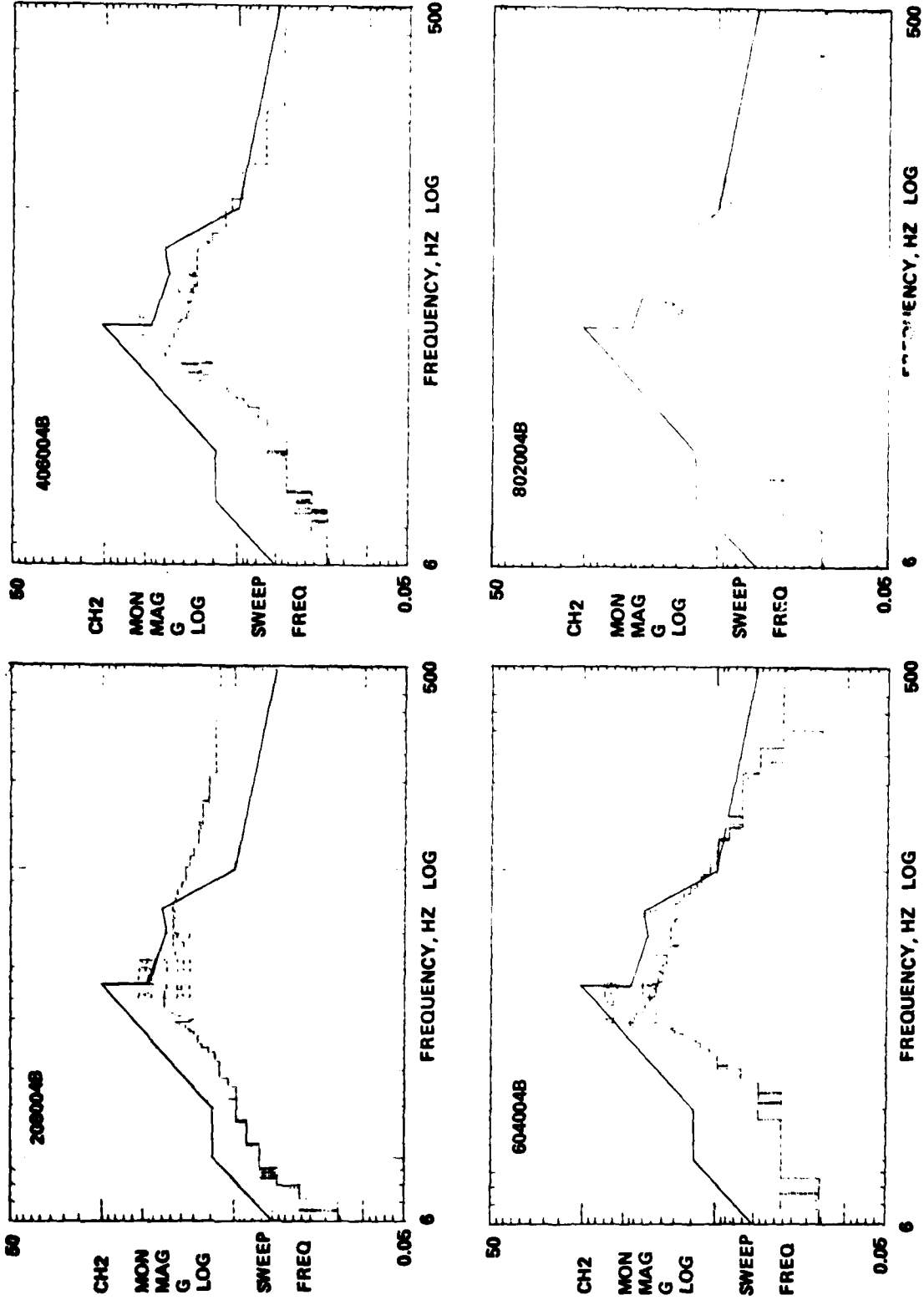


FIGURE 7 VIBRATION OUTPUT FOR NSWC FOAMS 206004B TO 802004B

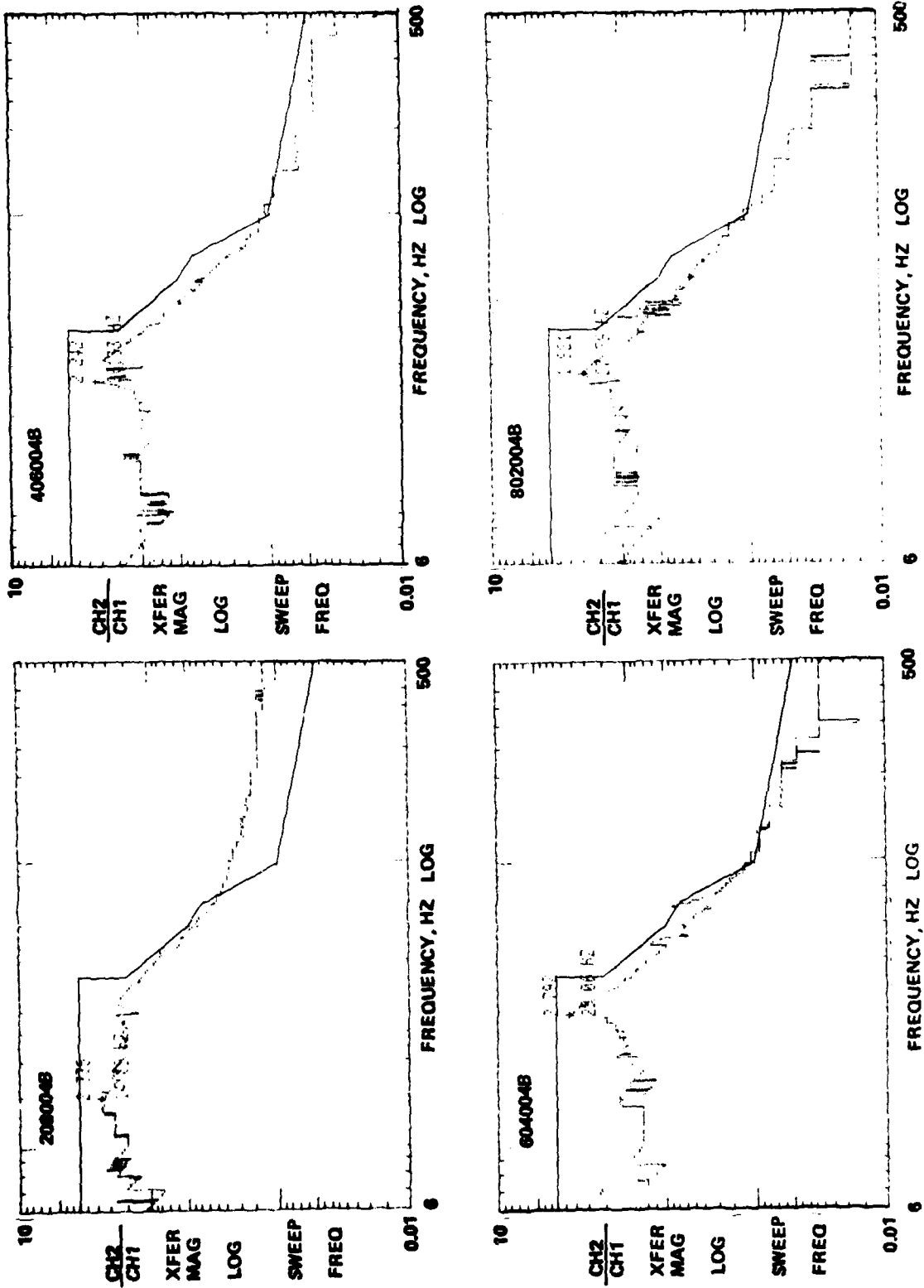


FIGURE 8 VIBRATION TRANSMISSIBILITY FOR NSWC FOAMS 208004B TO 802004B

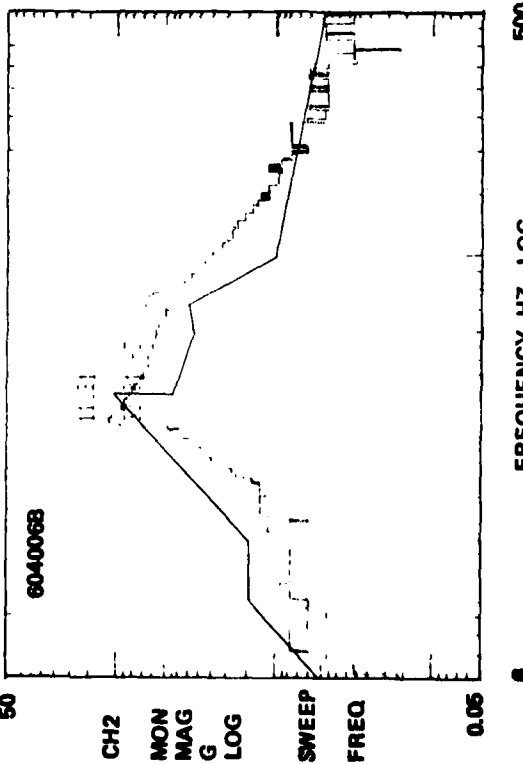
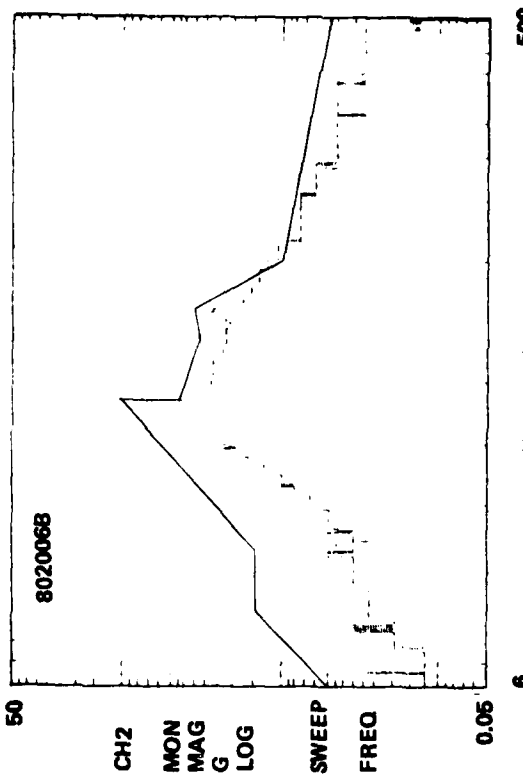
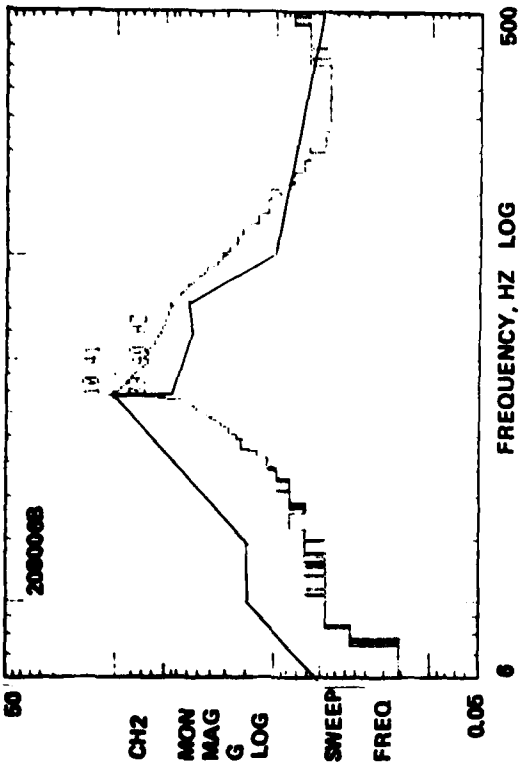
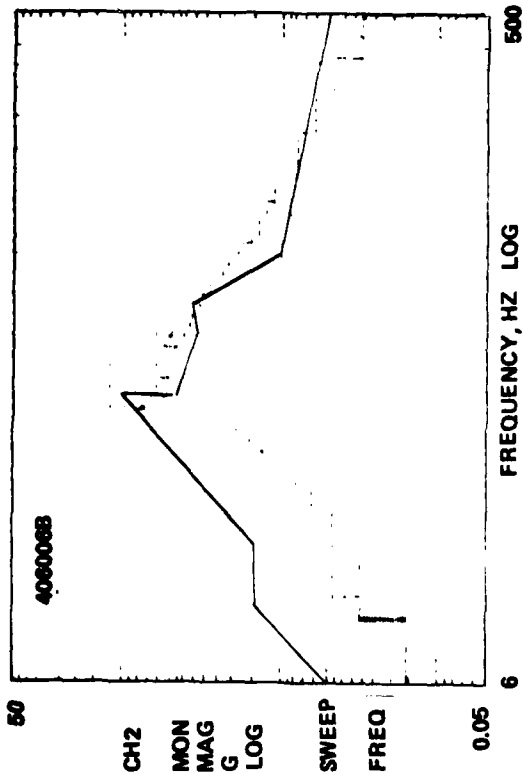


FIGURE 9 VIBRATION OUTPUT FOR NSWC FOAMS 2080068 TO 8020068

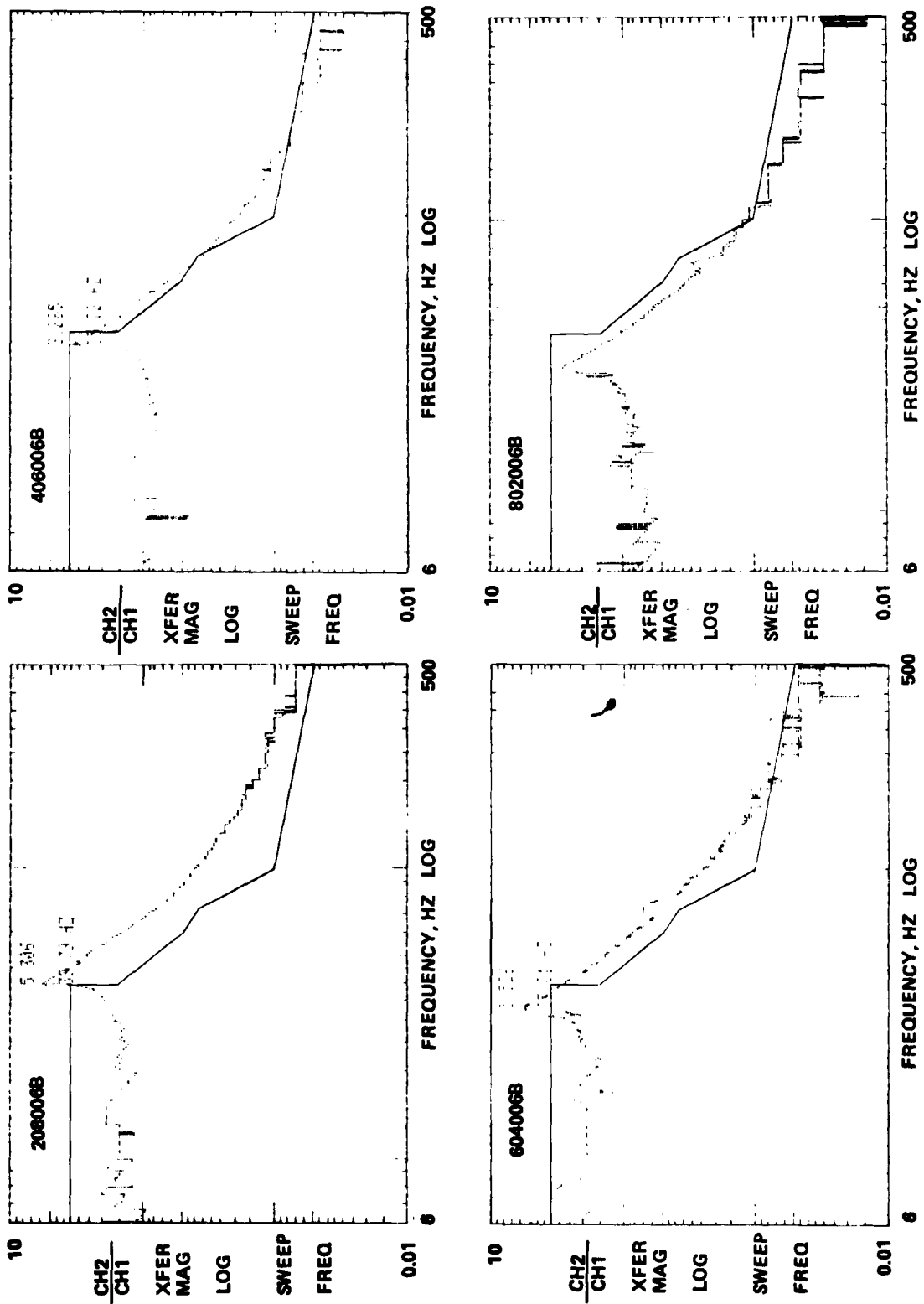


FIGURE 10 VIBRATION TRANSMISSIBILITY FOR NSWC FOAMS 2080068 TO 8020068

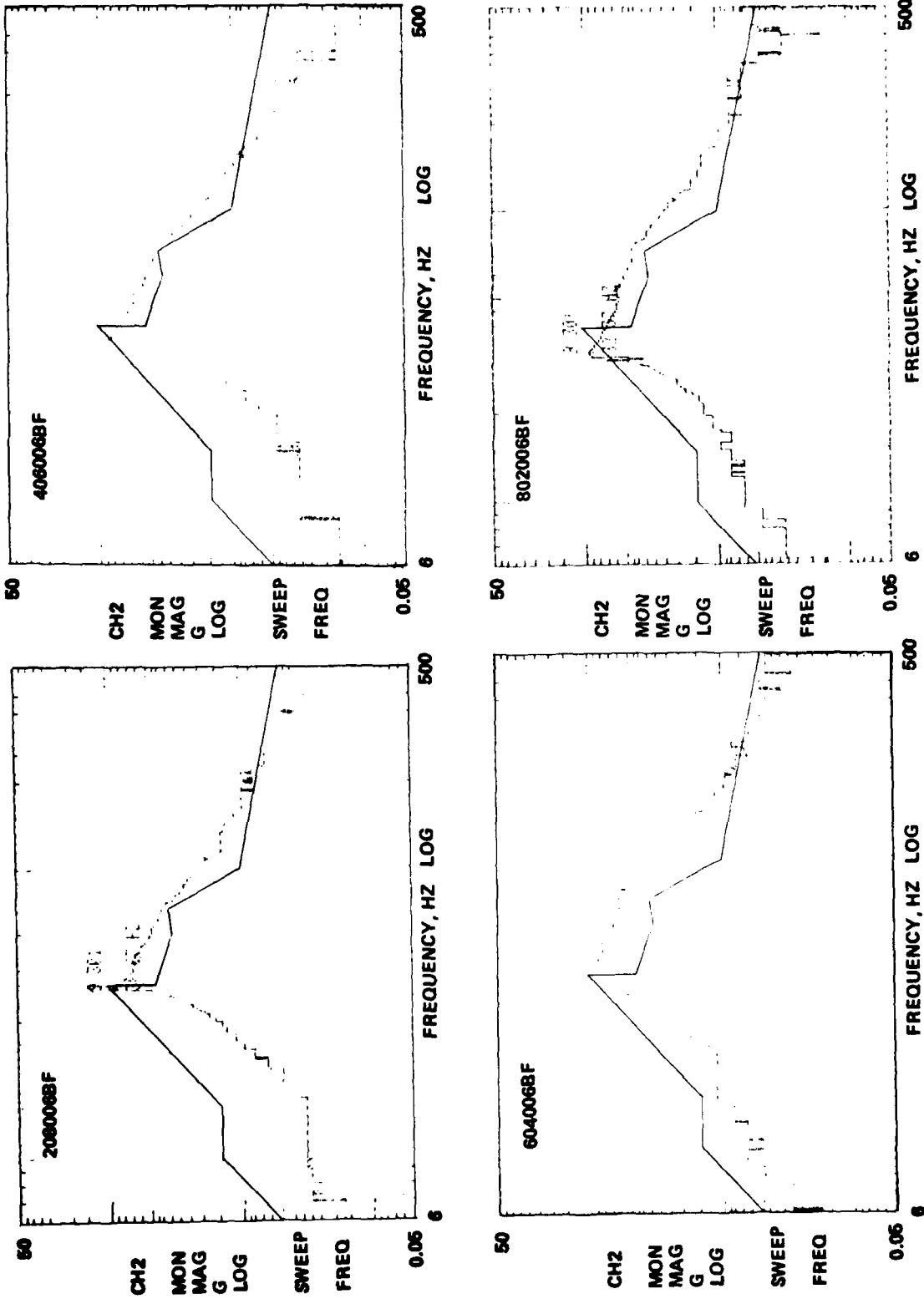


FIGURE 11 VIBRATION OUTPUT FOR NSWC FOAMS 2080068F TO 8020068F

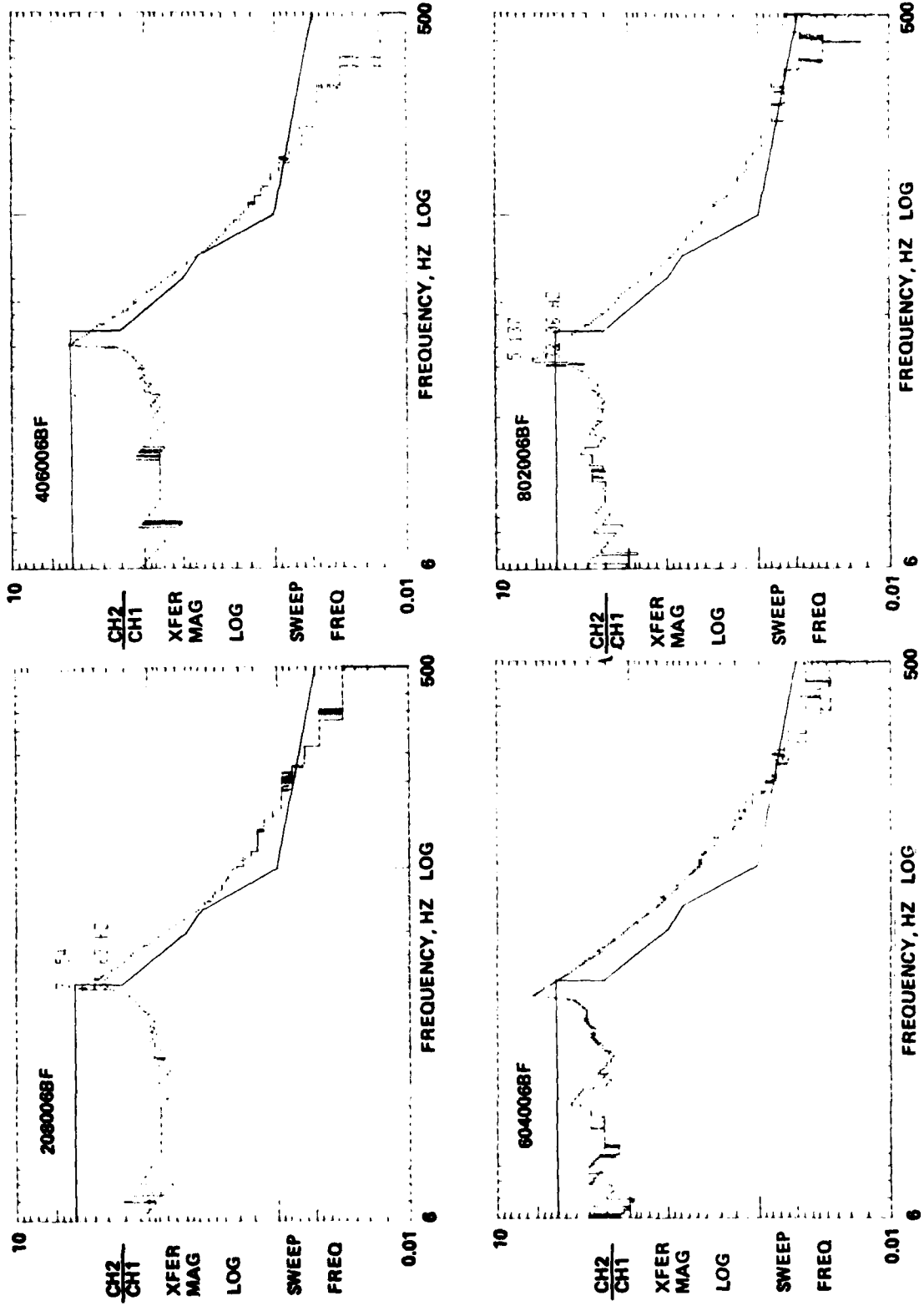


FIGURE 12 VIBRATION TRANSMISSIBILITY FOR NSWC FOAMS 2080068F TO 8020068F

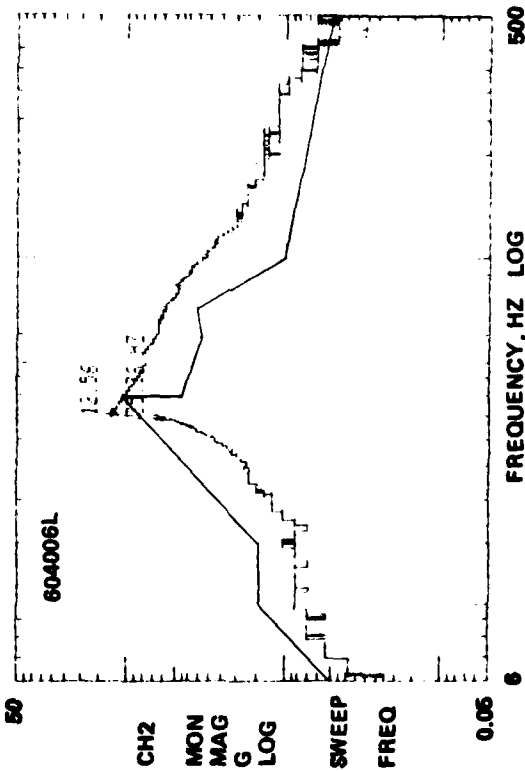
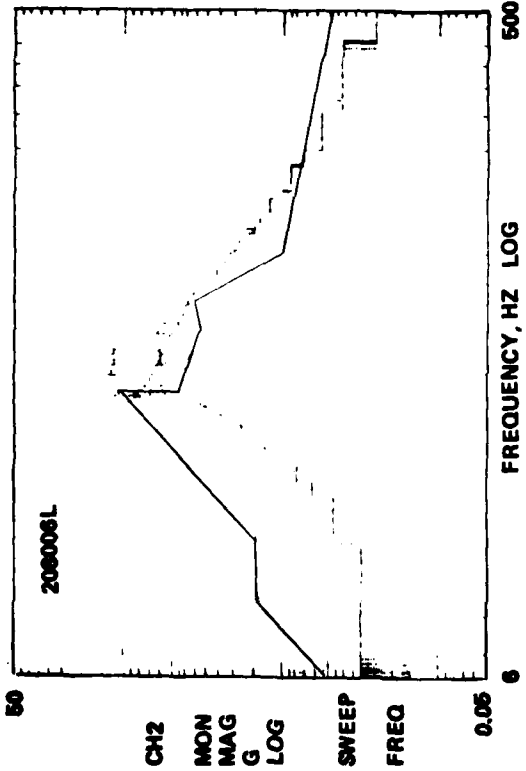
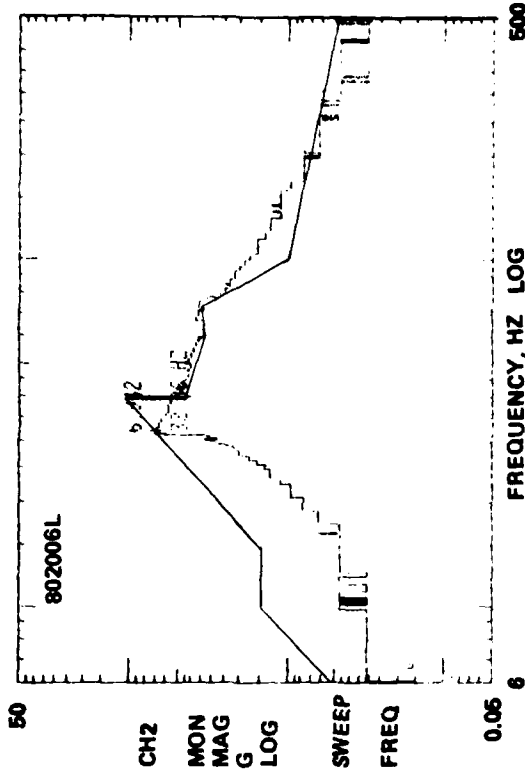
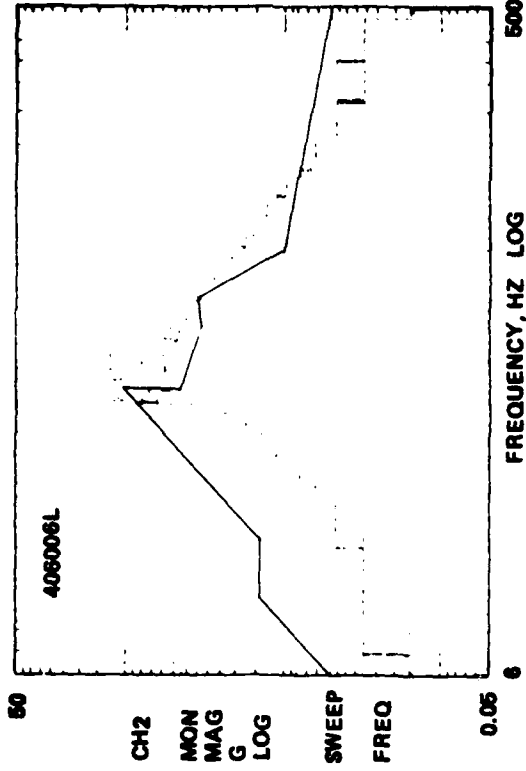


FIGURE 13 VIBRATION OUTPUT FOR NSWC FOAMS 206006L TO 802006L

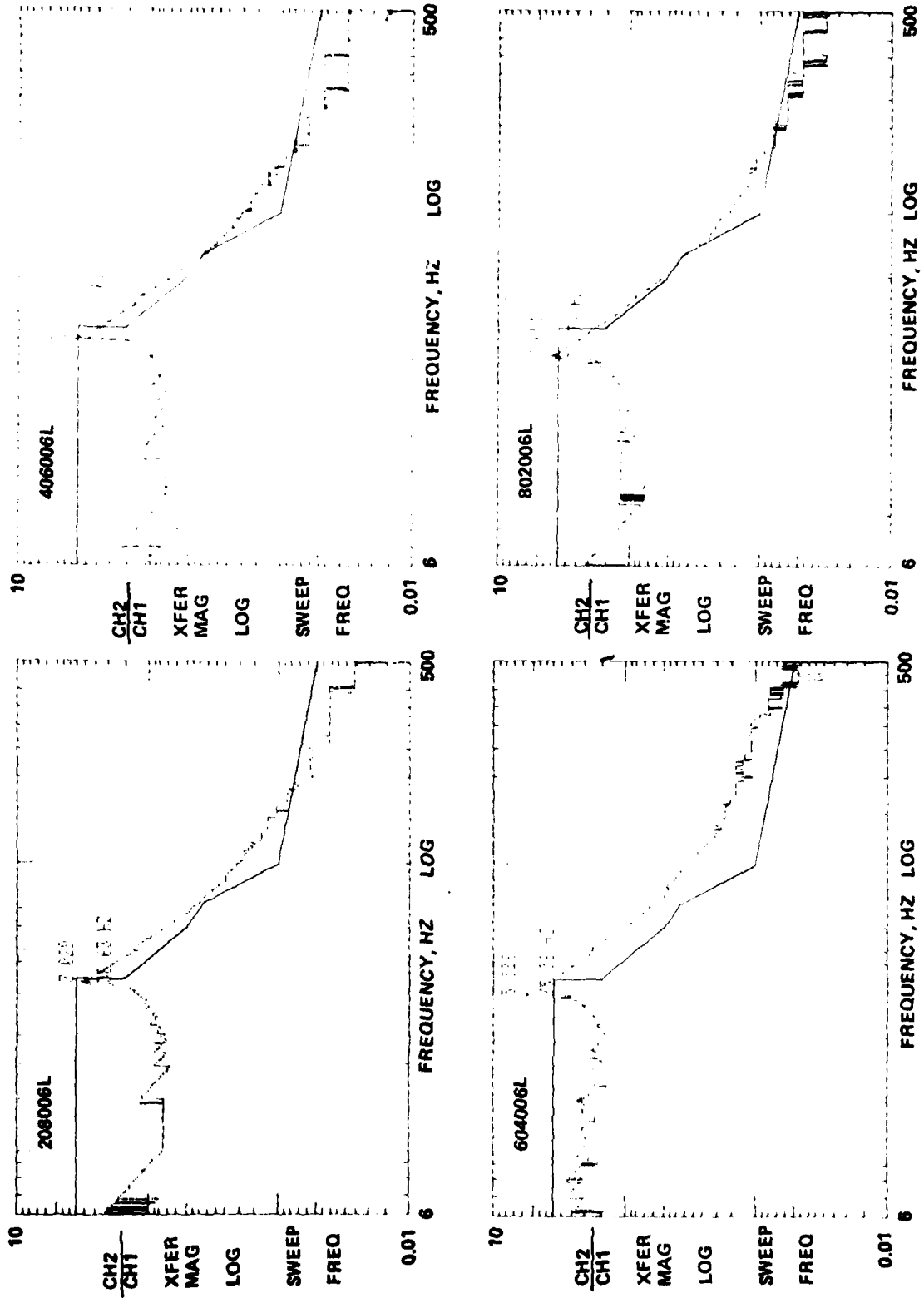


FIGURE 14 VIBRATION TRANSMISSIBILITY FOR NSWC FOAMS 208006L TO 802006L

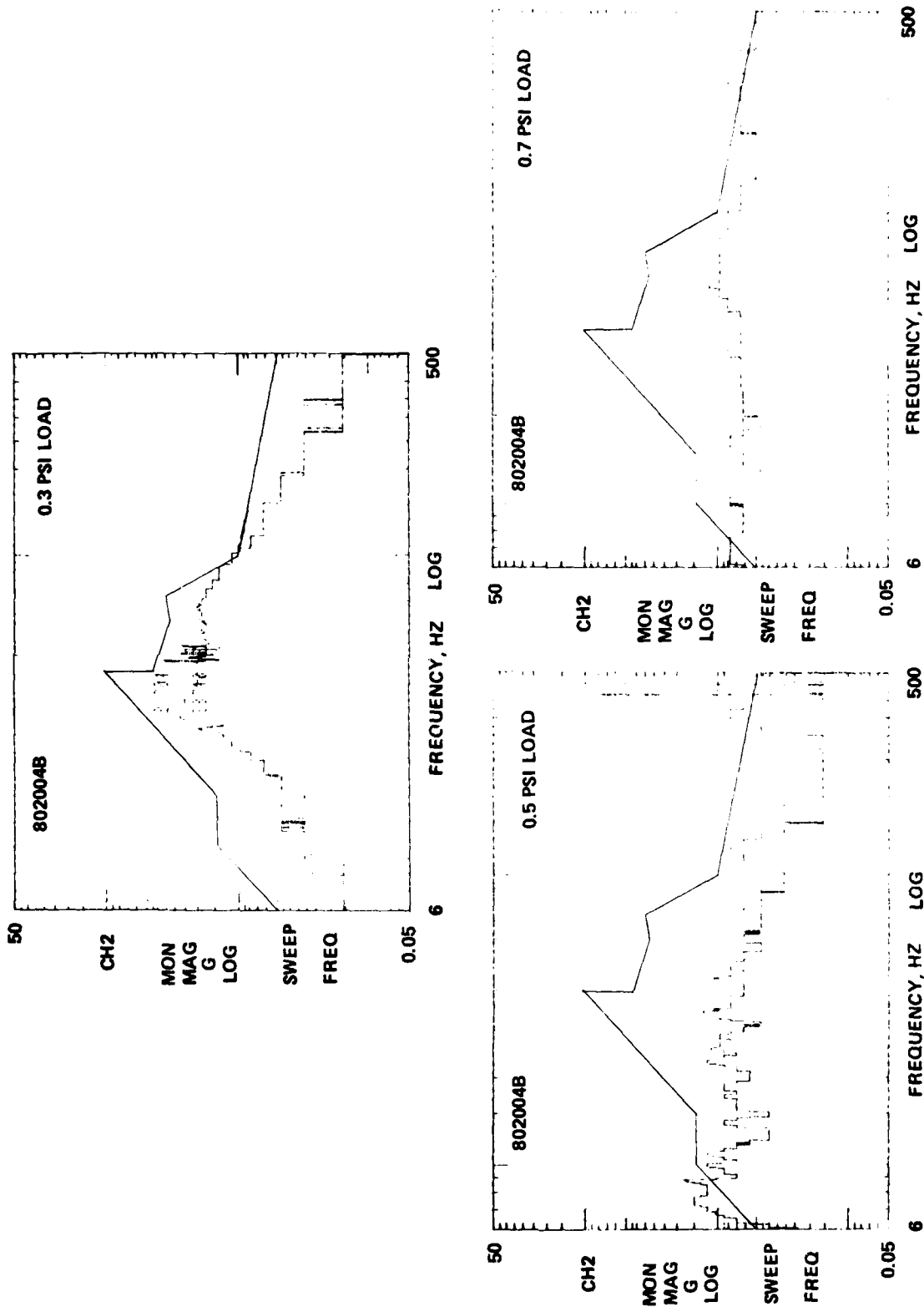


FIGURE 15 VIBRATION OUTPUT FOR NSWC FOAM 802004B UNDER DIFFERENT LOADS

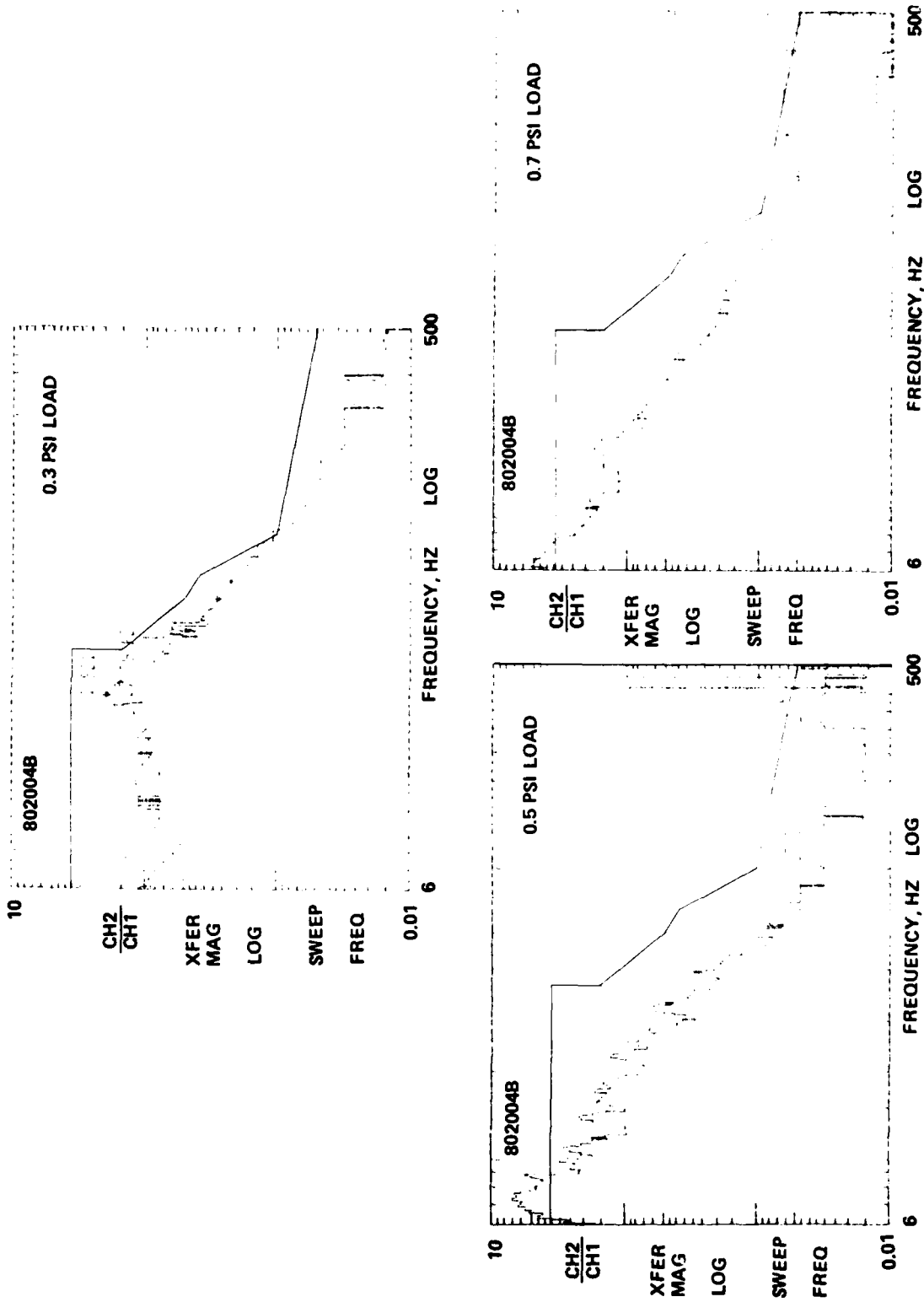


FIGURE 16 VIBRATION TRANSMISSIBILITY FOR NSWC FOAM 8020048 UNDER DIFFERENT LOADS

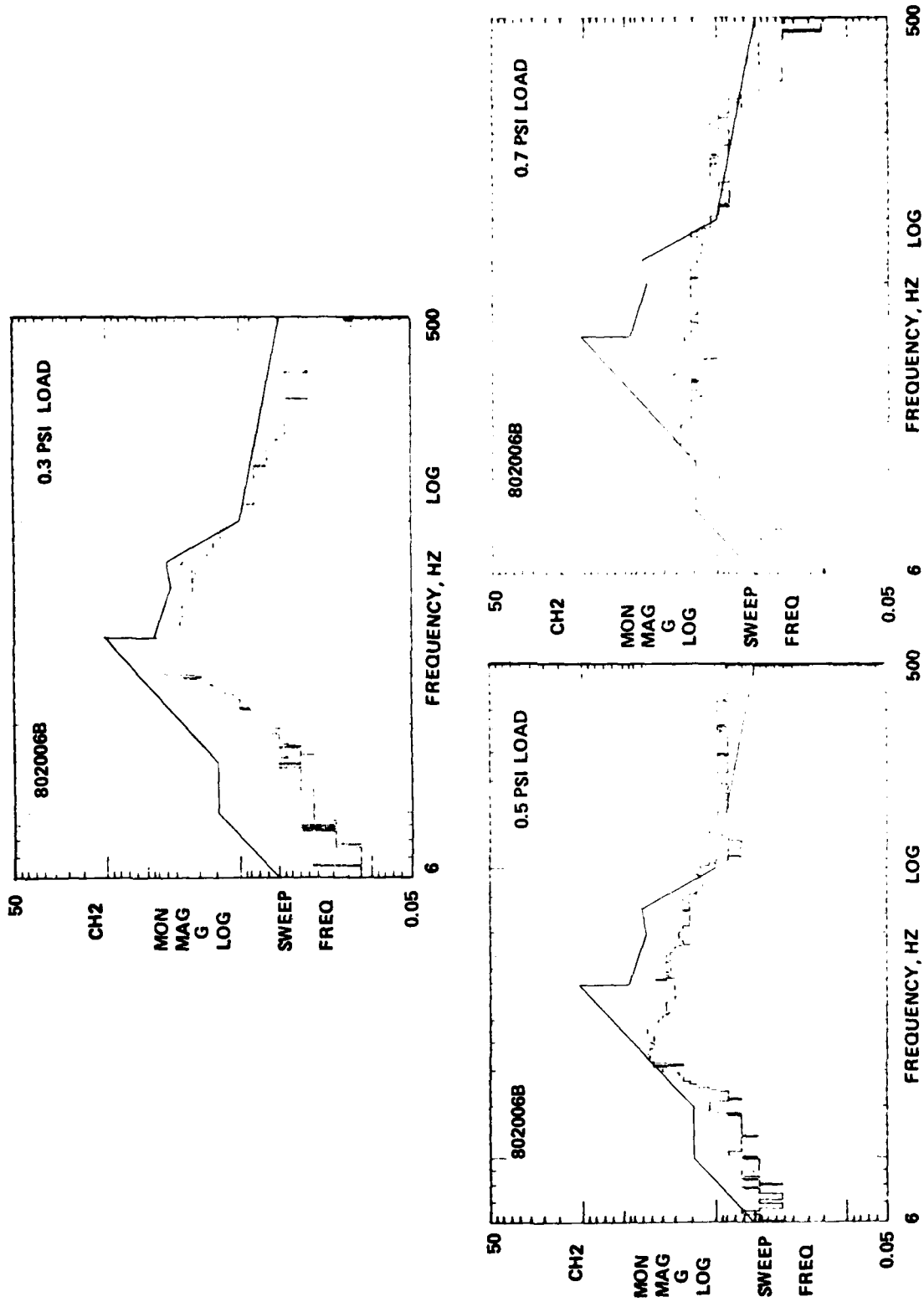


FIGURE 17 VIBRATION OUTPUT FOR NSWC FOAM 802006B UNDER DIFFERENT LOADS

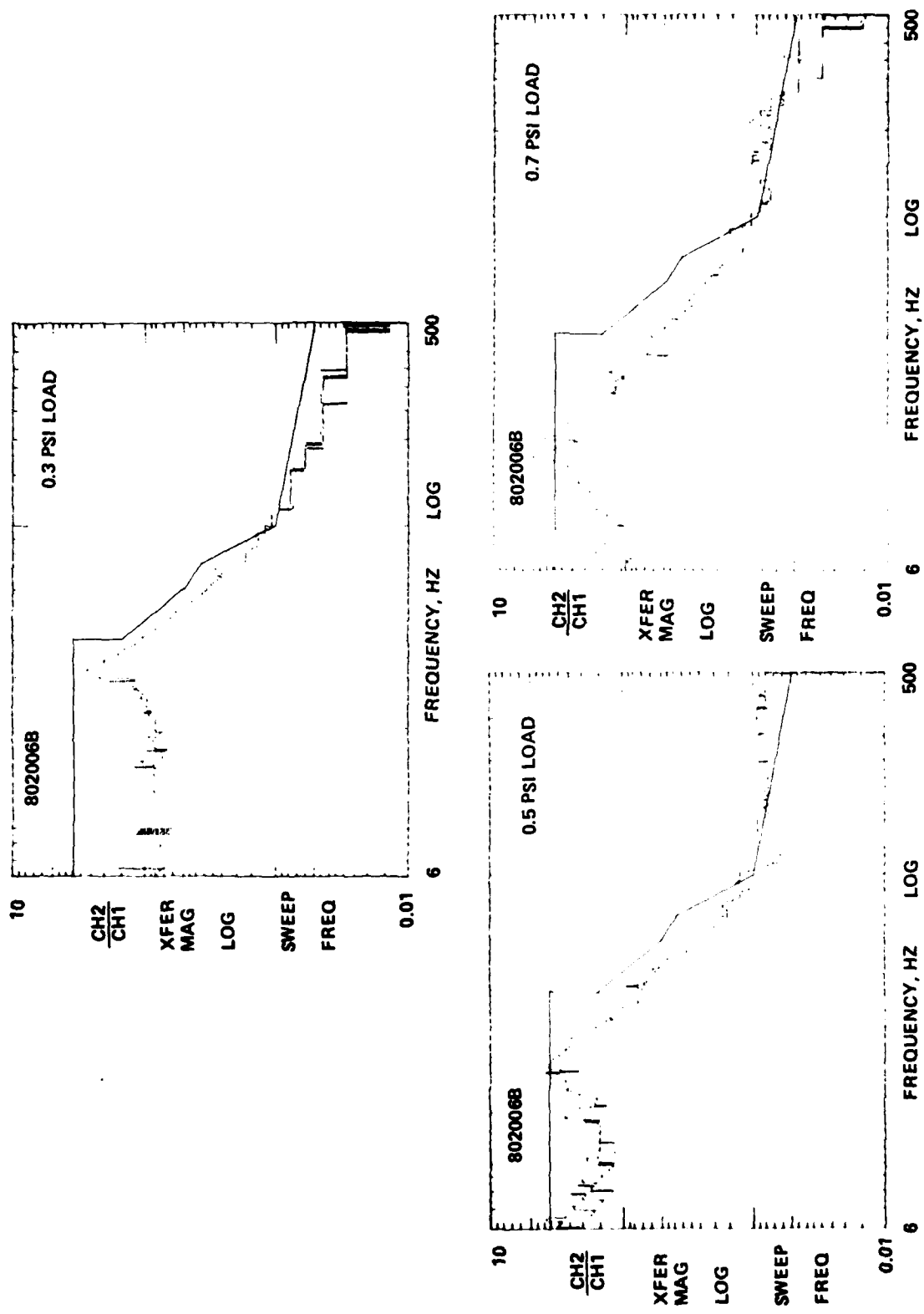
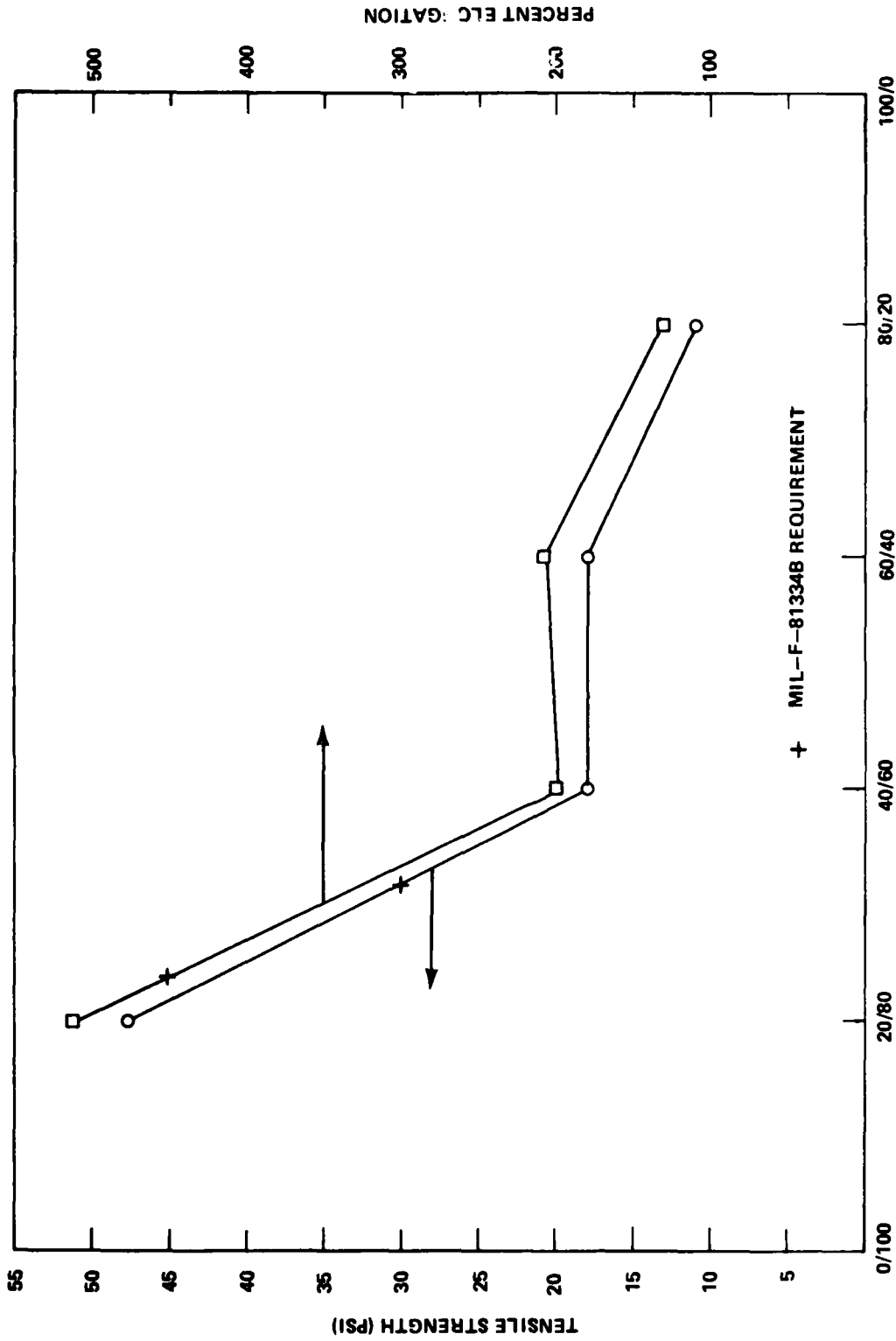


FIGURE 18 VIBRATION TRANSMISSIBILITY FOR NSWC FOAM 802006B UNDER DIFFERENT LOADS



PERCENT POLYOL COMPOSITION - PL718/PM2000
+ MIL-F-81334B REQUIREMENT
FIGURE 19 FOAM TENSILE STRENGTH/ELONGATION PROPERTIES VS. POLYOL COMPOSITION (4 LBS./CU. FT.)

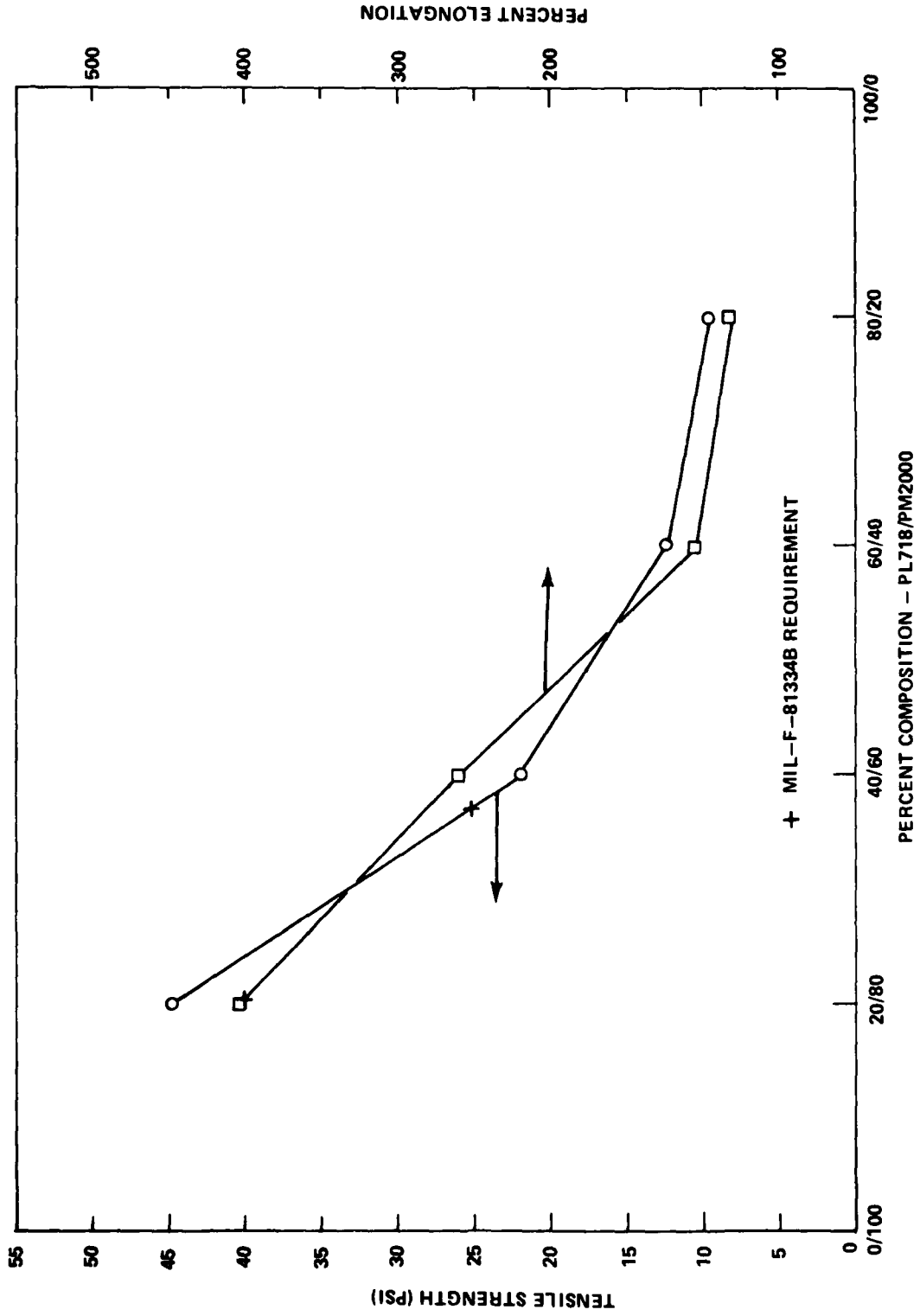


FIGURE 20 FOAM TENSILE STRENGTH/ELONGATION PROPERTIES VS. POLYOL COMPOSITION (6 LBS./CU. FT.)

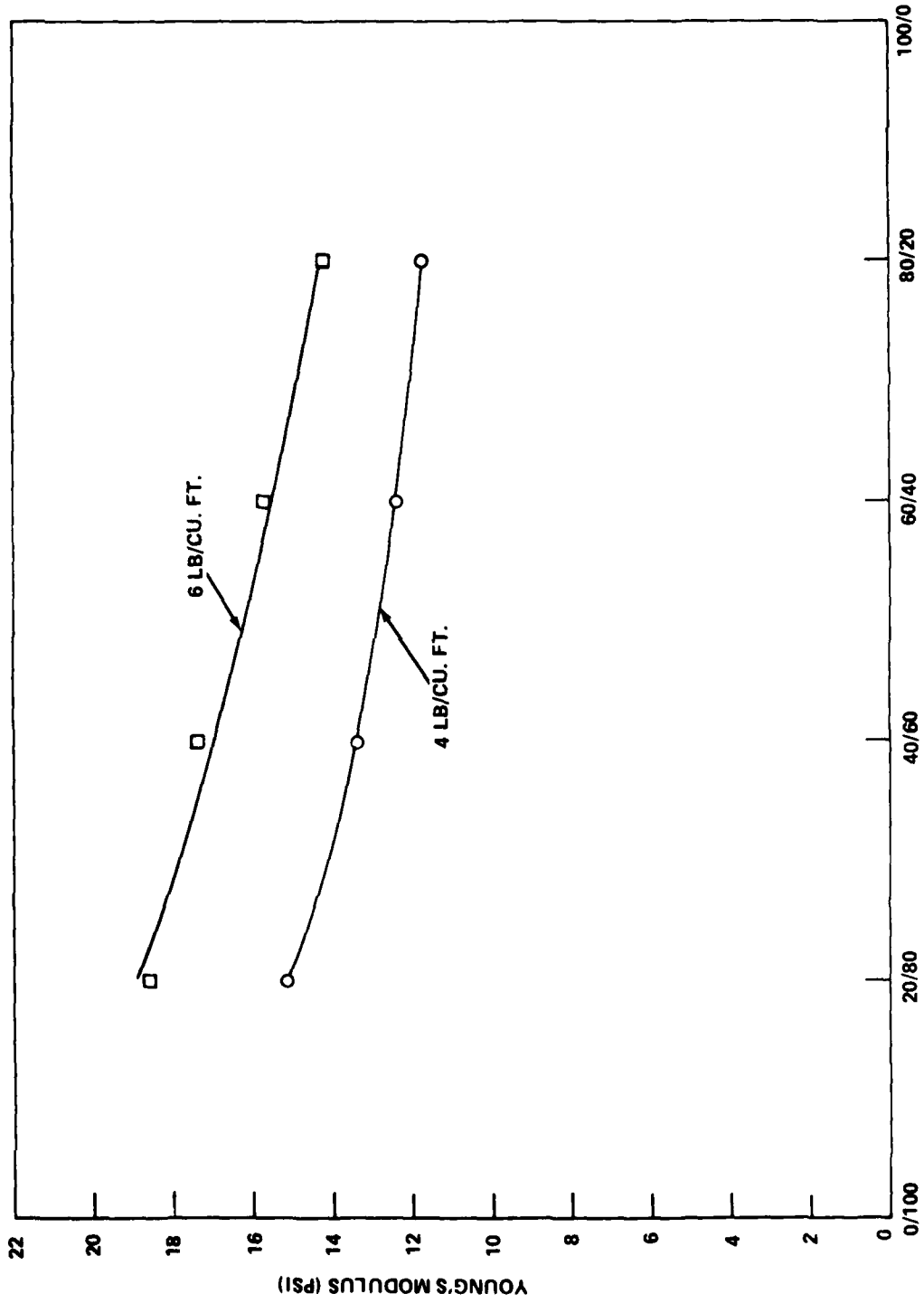


FIGURE 21 YOUNG'S MODULUS VS. POLYOL COMPOSITION FOR NSWC FOAMS AT DIFFERENT DENSITIES

CHEMICAL GLOSSARY

Resins

PL-718 - Pluracol 718 - poly(oxypropylene) triol (BASF Wyandotte Chemical Company)

PM-2000 - Polymeg 2000 - poly(oxytetramethylene) glycol (Quaker Oats Company)

Surfactants

L-520
L-540 Silicone surfactant (Union Carbide)
L-5740

DC-190
DC196 Silicone surfactant (Dow Corning)

B-3136
B-2370 Silicone surfactant (Th. Goldschmidt Products Corporation)

Amine Catalysts

33LV - Dabco 33LV a 33.3% solution of triethylenediamine in dipropylene glycol (Air Products)

NEM - N-ethylmorpholine (Jefferson Chemical)

Tin Catalyst

T-9 - Stannous octoate (M&T Chemicals)

CHEMICAL GLOSSARY (CONT'D)

Isocyanate

TD-80 - Mondur TD 80 (Mobay Chemical Co.)

Colorant

DS-1822 - Black inorganic pigment in an inert liquid medium (Conap Inc.)

NSWC TR 80-343

APPENDIX A

Foam Formulations

<u>802004B</u>	<u>604004B</u>	<u>406004B</u>	<u>208004B</u>
960 PL-718	720 PL-718	480 PL-718	240 PL-718
240 PM-2000	480 PM-2000	720 PM-2000	960 PM-2000
17.7 H ₂ O	17.7 H ₂ O	18.7 H ₂ O	18.7 H ₂ O
3.10 33LV	2.88 88LV	2.52 33LV	2.52 33LV
3.24 NEW	12.0 B-3136	12.0 B-3136	18.0 B-3136
12.0 B-3136	6.0 DS-1822	6.0 DS-1822	6.0 DS-1822
6.0 DS-1822	2.40 T-9	3.60 T-9	6.20 T-9
1.44 T-9	294 TD-80	304 TD-80	304 TD-80
294 TD-80			
Mix 25 seconds	Mix 20 seconds	Mix 15 seconds	Mix 15 seconds
1600 RPM	1600 RPM	1600 RPM	1500 RPM
Cream 40 seconds	Cream 25 seconds	Cream 20 seconds	Cream 20 seconds
<u>802006B</u>	<u>603006B</u>	<u>406006B</u>	<u>208006B</u>
1440 PL-718	1080 PL-718	720 PL-718	360 PL-718
360 PM-2000	720 PM-2000	1080 PM-2000	1440 PM-2000
15.2 H ₂ O	16.2 H ₂ O	15.2 H ₂ O	15.2 H ₂ O
2.40 33LV	2.70 33LV	2.70 33LV	2.70 33LV
9.60 NEM	5.40 NEM	5.40 NEM	5.40 NEM
9.0 B-3136	9.0 B-3136	9.0 B-3136	9.0 B-3136
9.0 DS-1822	9.0 DS-1822	9.0 DS-1822	9.0 DS-1822
0.90 T-9	0.90 T-9	1.35 T-9	1.8 T-9
327 TD-80	337 TD-80	327 TD-80	327 TD-80
Mix 45 seconds	Mix 25 seconds	Mix 20 seconds	Mix 20 seconds
1700 RPM	1800 RPM	1800 RPM	1700 RPM
Cream 65 seconds	Cream 45 seconds	Cream 30 seconds	Cream 30 seconds

Foam Formulations802006L

1440 PL-718
 360 PM-2000
 16.2 H₂O
 2.40 33LV
 9.60 NEM
 9.0 L-540
 9.0 DS-1822
 0.90 T-9
 337 TD-80
 Mix 40 seconds
 1700 RPM
 Cream 60 seconds

604006L

1080 PL-718
 720 PM-2000
 16.2 H₂O
 2.70 33LV
 5.40 NEM
 9.0 L-540
 9.0 DS-1822
 0.90 T-9
 336 TD-80
 Mix 25 seconds
 1650 RPM
 Cream 40 seconds

406006L

720 PL-718
 1080 PM-2000
 15.2 H₂O
 2.70 33LV
 5.40 NEM
 9.0 L-540
 9.0 DS-1822
 1.35 T-9
 327 TD-80
 Mix 20 seconds
 1650 RPM
 Cream 30 seconds

208006L

360 PL-718
 1440 PM-2000
 16.2 H₂O
 2.70 33LV
 5.40 NEM
 9.4 L-540
 9.0 DS-1822
 1.80 T-9
 337 TD-80
 Mix 15 seconds
 1650 RPM
 Cream 25 seconds

802006BF

1440 PL-718
 360 PM-2000
 16.2 H₂O
 2.40 33LV
 9.60 NEM
 9.0 BF-2370
 9.0 DS-1822
 0.90 T-9
 337 TD-80
 Mix 35 seconds
 1650 RPM
 Cream 50 seconds

604006BF

1080 PL-718
 720 PM-2000
 16.2 H₂O
 2.70 33LV
 5.40 NEM
 9.0 BF-2370
 9.0 DS-1822
 0.90 T-9
 337 TD-80
 Mix 25 seconds
 1650 RPM
 Cream 40 seconds

406006BF

720 PL-718
 1080 PM-2000
 15.2 H₂O
 2.70 33LV
 5.40 NEM
 9.0 BF-2370
 9.0 DS-1822
 1.35 T-9
 327 TD-80
 Mix 20 seconds
 1650 RPM
 Cream 30 seconds

208006BF

360 PL-718
 1440 PM-2000
 16.2 H₂O
 3.00 33LV
 5.20 NEM
 9.0 BF-2370
 9.0 DS-1822
 1.80 T-9
 337 TD-80
 Mix 15 seconds
 1650 RPM
 Cream 25 seconds

DISTRIBUTION

	<u>Copies</u>		<u>Copies</u>
Office of Undersecretary of Defense for Research and Engineering		Commander Naval Weapons Center	
Attn: J. Persh (ET)	1	Attn: Code 533	2
Pentagon		Department of the Navy	
Washington, DC 20301		China Lake, CA 93555	
Commander Naval Air Systems Command		Defense Technical Information Center	
Attn: AIR 5163	1	Cameron Station	
AIR 5163D3 (M. Stander)	1	Alexandria, VA 22314	12
AIR 320A (R. Schmidt)	1	Commander	
AIR 5163D2 (J. Gurtowski)	1	Naval Underwater Systems Center	
AIR 320B (D. Mulville)	1	Attn: LA151 (Technical Library)	5
Washington, DC 20361		Newport, RI 02840	
Commander Naval Sea Systems Command		Director	
Attn: NAVSEA 062R (W. Blaine)	2	Naval Avionics Facility	
NAVSEA 062R4 (M. Kinna)	2	Attn: Code 750 (Library)	2
NAVSEA 09G32	1	Department of the Navy	
NAVSEA 0532D (T. White)	1	Indianapolis, IN 46218	
NAVSEA 05R15		Commander	
(H. Vanderveldt)	1	Naval Air Development Center	
Washington, DC 20362		Attn: T. Donnellan	1
Office of Naval Research		R. Trabocco	1
Attn: Code 472 (Dr. G. Neece)	1	Dr. G. J. London	1
Code 470 (Dr. E. Salkovitz)	1	L. Buckley (Code 6063)	1
ONR-200 (Dr. J. Enig)	1	J. Nycum	1
800 N. Quincy Street		Warminster, PA 18974	
Arlington, VA 22217		Director	
Director, Naval Research Laboratory		Air Force Office of Scientific Research	
Attn: Code 8433 (Dr. I. Wolock)	2	Attn: SIGL	1
Department of the Navy		1400 Wilson Boulevard	
Washington, DC 20375		Arlington, VA 22209	
		Director	
		Strategic Systems Project Office	
		Attn: SP27312 (F. Vondersmith)	1
		Washington, DC 20376	

DISTRIBUTION (Cont.)

<u>Copies</u>	<u>Copies</u>
Federal Aviation Administration Office of Supersonic Development Attn: E. W. Bartholomew (SS-110) 1 800 Independence Avenue, SW Washington, DC 20590	Commanding Officer Army Materials and Mechanics Research Center Attn: Library 1 R. Sacher 1 J. Illinger 1 N. Schneider 1 G. Thomas 1 S. Wentworth 1 Watertown, MA 02172
National Aeronautics and Space Administration Attn: Edward R. Long (MS-396) 1 Dr. Norman Johnston 1 Langley Research Center Mail Stop 226 Langley Station Hampton, VA 23665	Commander David W. Taylor Naval Ship Research and Development Center Attn: Carderock Library, Code 5220 1 Department of the Navy Bethesda, MD 20084
Commander Naval Ocean Systems Center Attn: Technical Library 1 San Diego, CA 92152	Defense Nuclear Agency Attn: Mr. J. Moulton 1 Mr. D. Kohler 1 Dr. M. Atkins 1 CAPT T. Swartz 1 Washington, DC 20305
Director of Development Army Material Command Graveley Point Washington, DC 20316 1	Air Force Weapons Laboratory Kirtland Air Force Base Attn: LTCO/David Ericson 1 Albuquerque, NM 87117
Commanding Officer Army Armament Research and Development Command Plastic Technical Evaluation Center Attn: A. M. Anzalone 1 Dover, NJ 07801	Harry Diamond Laboratories Attn: Library 1 2800 Powder Mill Road Adelphi, MD 20873
Commanding Officer U.S. Army Mobility Equipment Attn: Technical Library 1 R&D Laboratory Fort Belvoir, VA 22060	Office of Chief of Naval Operations Operation Evaluation Group Washington, DC 20350 1
Air Force Wright Aeronautical Laboratories/Materials Lab Attn: Technical Library 1 Wright-Patterson Air Force Base OH 45433	General Plastics Manufacturing Company Attn: Mr. Henry Schatz 1 Dr. Ralph Miller 1 3481 S. 35th Street P.O. Box 9097-S Tacoma, WA

TO AID IN UPDATING THE DISTRIBUTION LIST
FOR NAVAL SURFACE WEAPONS CENTER, WHITE
OAK TECHNICAL REPORTS PLEASE COMPLETE THE
FORM BELOW:

TO ALL HOLDERS OF NSWC TR 80-343

By J. V. Duffy, Code R31

DO NOT RETURN THIS FORM IF ALL INFORMATION IS CURRENT

A. FACILITY NAME AND ADDRESS (OLD) (Show Zip Code)

NEW ADDRESS (Show Zip Code)

B. ATTENTION LINE ADDRESSES:

C.

REMOVE THIS FACILITY FROM THE DISTRIBUTION LIST FOR TECHNICAL REPORTS ON THIS SUBJECT.

D.

NUMBER OF COPIES DESIRED _____

DEPARTMENT OF THE NAVY
NAVAL SURFACE WEAPONS CENTER
WHITE OAK, SILVER SPRING, MD. 20910

OFFICIAL BUSINESS
PENALTY FOR PRIVATE USE, \$300

POSTAGE AND FEES PAID
DEPARTMENT OF THE NAVY
DOD 316



COMMANDER
NAVAL SURFACE WEAPONS CENTER
WHITE OAK, SILVER SPRING, MARYLAND 20910

ATTENTION: CODE R31

MED

- 8