

AD-A110 342

WYOMING UNIV LARAMIE DEPT OF PHYSICS AND ASTRONOMY  
OZONE MEASUREMENTS TO 48KM WITH CHEMILUMINESCENT OZONE DETECTOR--ETC(U)  
JAN 82 J M ROSEN, D J HOFMANN

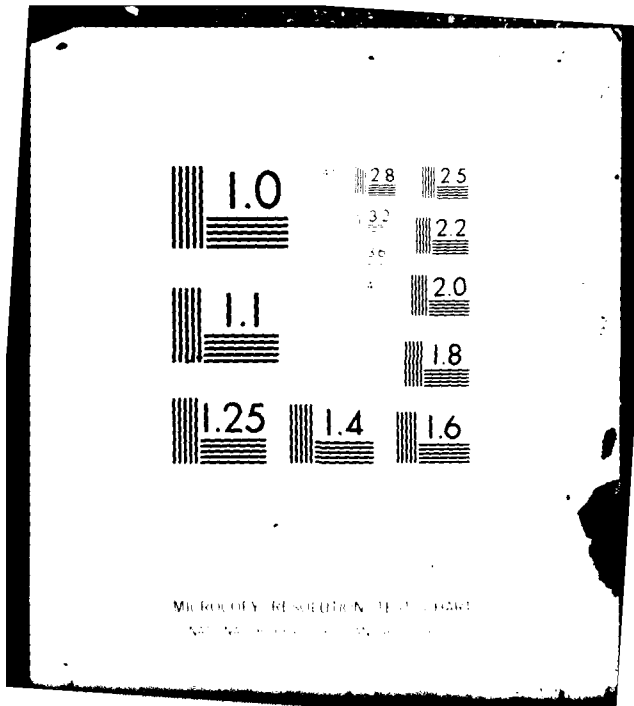
N00014-76-C-0170  
NL

UNCLASSIFIED AP-70

1 of 1  
AD A  
1-0-542



END  
DATE  
FILMED  
03-82  
DTIC



MICROCOPY RESOLUTION TEST CHART  
NBS 1963-A

**LEVEL**

*D*

**AD A110342**

**OZONE MEASUREMENTS TO 48km WITH  
CHEMILUMINESCENT OZONE DETECTORS \***

**Annual Progress Report**

**Submitted by**

**J. M. Rosen and D. J. Hofmann  
Department of Physics and Astronomy  
University of Wyoming  
Laramie, Wyoming 82071**

**January 1982**

**Report No. AP-70**

**DTIC  
ELECTE  
FEB 2 1982  
S D D  
D**

**\*This research was supported by the Office of Naval Research under  
Contract No. N00014-76-C-0170, NR 211 151.**

**DTIC FILE COPY**

*D*

**DISTRIBUTION STATEMENT A  
Approved for public release;  
Distribution Unlimited**

**#2 02 01 122**

Ozone Measurements To 48km With  
Chemiluminescent Ozone Detectors

Accession For	
DTIC GRA&I	X
DTIC TAB	□
Unannounced	□
Justification	
Fy.	
Project	
AV	
Dist	
A	

Introduction

This report covers the second year (1981 calendar year) of research in our effort to build and fly a reliable and stable ozone detector capable of functioning to approximately 50km on a lightweight balloon made out of a newly available thin film material. Much of the work centered around testing a new in-flight calibrator for ozone detectors. In addition a more sensitive Rhodamine-B (Rhd-B) chemiluminescent ozone detector utilizing a photon counting system was constructed, tested and flown.

The In-Flight Ozone Calibrator

The operating principle of this device is extremely simple. A fixed flow of constant temperature, clean, dry air is passed through a quartz tube which is irradiated by a constant intensity UV light source. The ozone generated by the UV has a concentration proportional to the oxygen concentration in the original air flow. Figure 1 shows the output of the ozone calibrator as a function of pressure and confirms the linear relationship between the oxygen concentration and ozone output. The present major disadvantage of this device is the rather low output at high altitude.

The data shown in figure 1 were obtained with an electro-chemical cell (ECC) identical to those that have seen widespread application in balloon borne measurements of ozone. Since the ECC contains water, it can only be trusted to about 25km (25mb) altitude. It was found in one of our tests that by decreasing the temperature of the ECC by 20°C,

its response appeared to decrease quite noticeably. At the present time it is not known if this reflects on the ECC cell or the ozone calibrator. However, the same effect was observed during a balloon flight in which the ECC was allowed to cool somewhat. This problem must be resolved before we can employ the ozone calibrator with confidence.

A test flight was conducted (Nov. 30, 1981) in which 3 ozone detectors were used: the original Rhd-B detector, the more sensitive Rhd-B detector and the ECC detector. In addition the ozone calibrator was used to calibrate all three instruments periodically throughout the entire balloon flight. Figure (2) shows the results using the ground level calibration. Figure (3) shows the results using the in-flight calibration and assumes the output of the calibrator is correctly represented by figure (1). A comparison of figures (2) and (3) readily shows the need for in-flight calibrations for those detectors.

One would expect the in-flight calibrations to make the ozone profiles obtained from all three instruments appear quite similar. As can be seen in figure 3 this is definitely not the case. The observed disagreement indicates that there are major problems yet to be solved concerning the linearity of the detectors and/or the internal plumbing of the three detector flight package.

#### Future Research Plan

A serious effort will be needed to resolve the discrepancy in the ECC and the ozone calibrator. To do this, it will be necessary to employ an ozone detector based on the UV absorption principle. This device, although slow in response, is highly reliable compared to the detectors we are now using. This is going to cause a significant delay

in our goal of making reliable ozone measurements to 50km by balloons.  
However, we hope to utilize the advances made by other research groups  
in the use of the UV absorption technique as applied<sup>to</sup> balloon soundings.



W289 ALL OZONE DETECTORS (GND CAL)  
LARAMIE WYOMING  
NOVEMBER 5, 1981

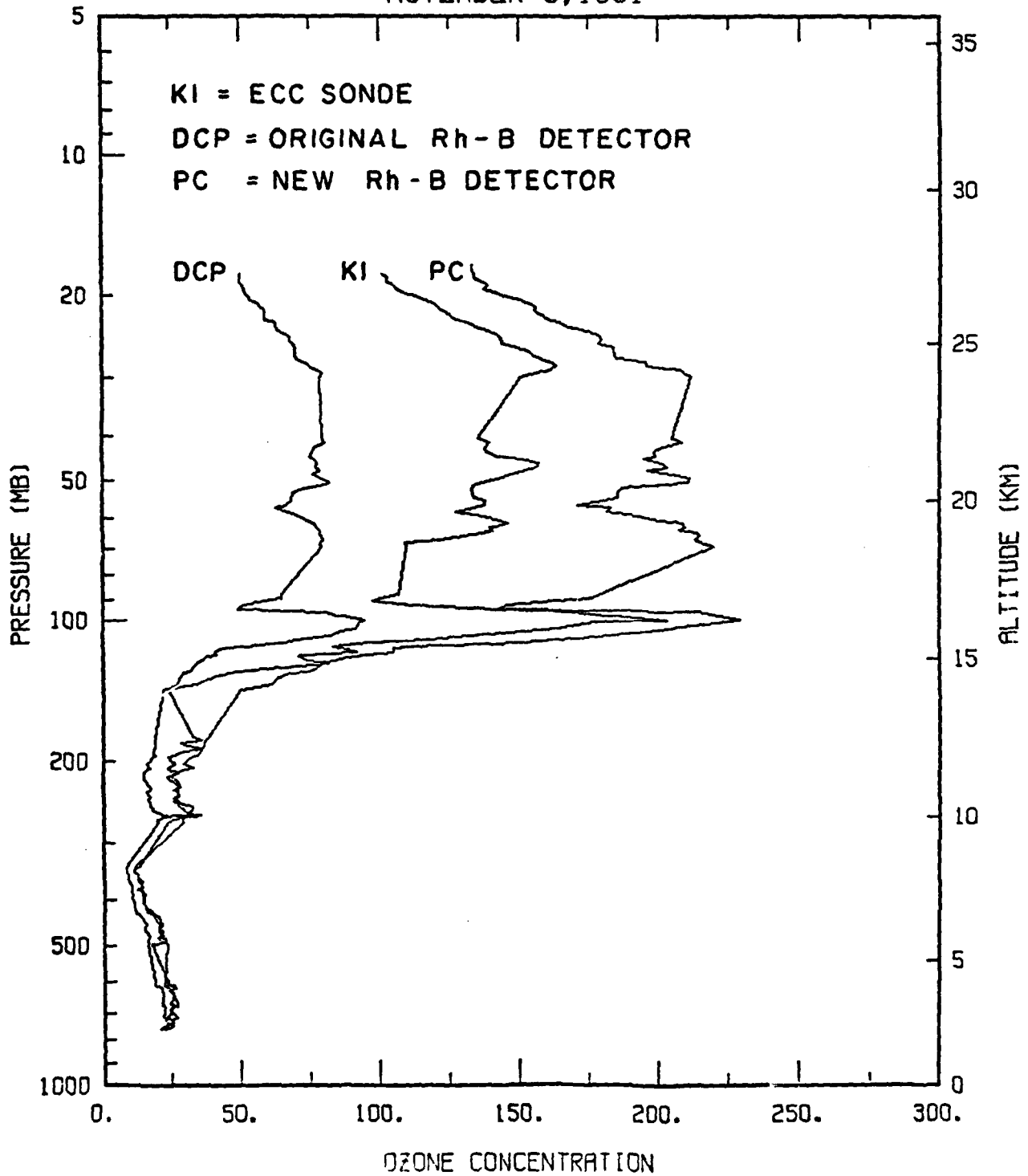


Figure 2. A comparison of the three ozone detectors flown simultaneously on Nov. 30, 1981 over Laramie. The ground level instrument calibration was used in preparing this figure.

W289 ALL OZONE DETECTORS (FLT CAL)  
LARAMIE, WYOMING  
NOVEMBER 5, 1981

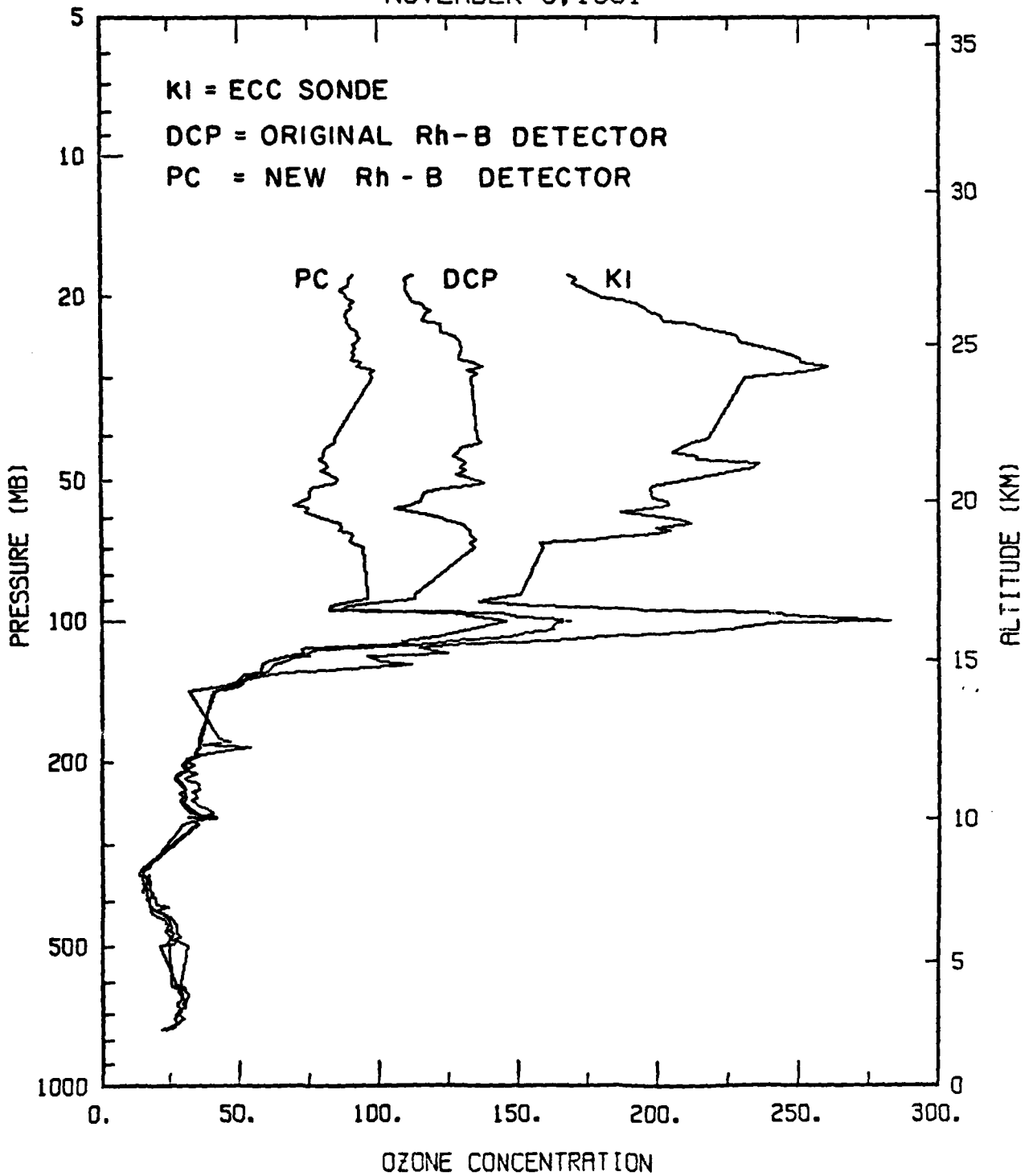


Figure 3. A comparison of the three ozone detectors flown simultaneously on Nov. 30, 1981 over Laramie. The in-flight calibration was used in preparing this figure.

W-289  
NOVEMBER 3, 1981  
LARAMIE, WYOMING

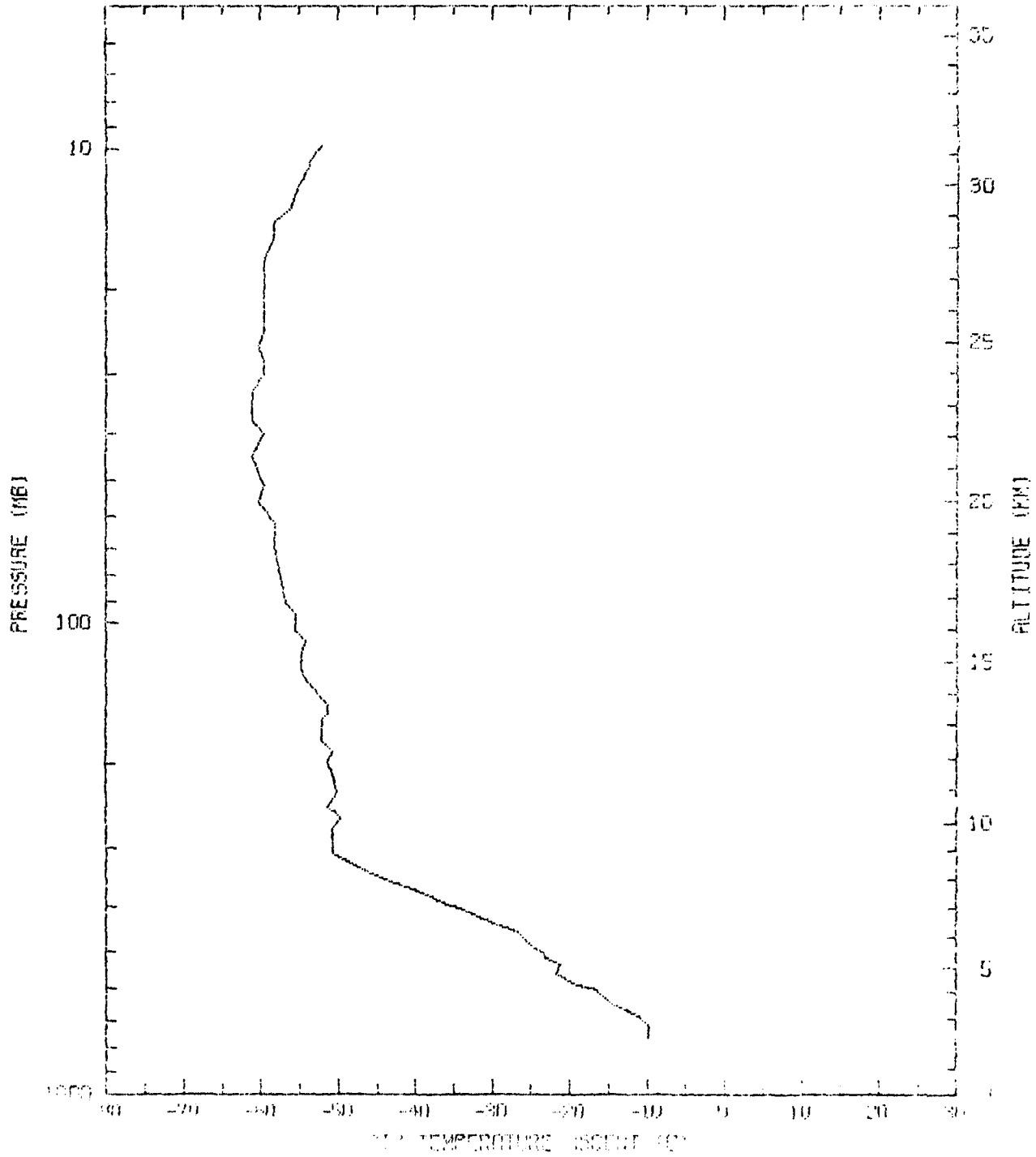


Figure 4. The ambient temperature profile corresponding to figures 2 and 3.

EDITION OF THIS PAGE (When Data Entered)

REPORT DOCUMENTATION PAGE

READ INSTRUCTIONS  
BEFORE COMPLETING FORM

2. GOVT ACCESSION NO. 3. RECIPIENT'S CATALOG NUMBER

AD-1110 342

4. AUTHOR(s)  
Measurements to 48km with Chemiluminescent  
Sensors.

5. TYPE OF REPORT & PERIOD COVERED

6. PERFORMING ORG. REPORT NUMBER

7. AUTHOR(s)  
Rosen and J. M. Rosen

8. CONTRACT OR GRANT NUMBER(s)

9. ORGANIZATION NAME AND ADDRESS  
Department of Physics and Astronomy  
University of Wyoming  
Laramie, WY 82071

10. PROGRAM ELEMENT, PROJECT, TASK  
AREA & WORK UNIT NUMBERS

11. PERFORMING ORGANIZATION NAME AND ADDRESS  
Naval Research Laboratory  
Aerobic Science Program - Code 465  
4555 The Pentagon  
Washington, DC 20340

12. REPORT DATE

13. NUMBER OF PAGES

14. AGENCY NAME & ADDRESS (if different from Controlling Office)

15. SECURITY CLASS. (of this report)

Unclassified

15a. DECLASSIFICATION/DOWNGRADING  
SCHEDULE  
NA

16. ABSTRACT (of this Report)

17. SUMMARY STATEMENT (of this Report)  
This report is available for public release; distribution unlimited.

18. ABSTRACT (of the abstract entered in Block 20, if different from Report)

19. SUPPLEMENTARY NOTES

(Continue on reverse side if necessary and identify by block number)

20. SUBJECT TERMS  
Balloon Soundings, Stratosphere

(Continue on reverse side if necessary and identify by block number)

21. DISTRIBUTION STATEMENT (of this Report)  
Light ozone calibrator was tested both in a laboratory environmental chamber and on a balloon flight. The results demonstrate the need for an improved calibrator and also indicate that there may be a serious and previously undetected temperature sensitivity problem with one of the primary ozone detectors.

