

AD-A112 437

NAVAL AIR DEVELOPMENT CENTER WARMINSTER PA AIRCRAFT --ETC F/G 11/8  
CORROSION TESTS WITH MIL-H-83282 AND MIL-H-6083 AIRCRAFT HYDRAU--ETC(U)  
JAN 82 A A CONTE  
NADC-81301-60

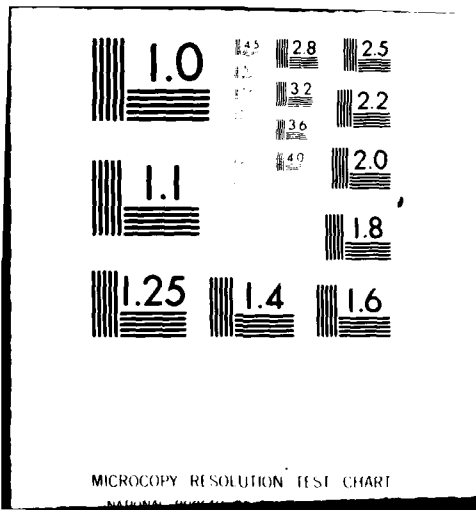
UNCLASSIFIED

NL

1-1  
AD-A112 437



END  
DATE  
FILMED  
4-82  
DTIC



REPORT NO. NADC-81301-60

12

AD A 112437



CORROSION TESTS WITH MIL-H-83282 AND MIL-H-6083  
AIRCRAFT HYDRAULIC FLUIDS

Alfeo A. Conte, Jr.  
Aircraft and Crew Systems Technology Directorate  
NAVAL AIR DEVELOPMENT CENTER

25 JANUARY 1982

Final Report  
AIRTASK A320320A/001B/IF61542000  
Work Unit No. ZM501

DTIC  
UNCLASSIFIED  
1982

DTIC FILE COPY

APPROVED FOR PUBLIC RELEASE: DISTRIBUTION UNLIMITED

Prepared for  
NAVAL AIR SYSTEMS COMMAND  
Department of the Navy  
Washington, DC 20361

## NOTICES

**REPORT NUMBERING SYSTEM** - The numbering of technical project reports issued by the Naval Air Development Center is arranged for specific identification purposes. Each number consists of the Center acronym, the calendar year in which the number was assigned, the sequence number of the report within the specific calendar year, and the official 2-digit correspondence code of the Command Office or the Functional Directorate responsible for the report. For example: Report No. NADC-76015-20 indicates the fifteenth Center report for the year 1976, and prepared by the Systems Directorate. The numerical codes are as follows:

CODE	OFFICE OR DIRECTORATE
00	Commander, Naval Air Development Center
01	Technical Director, Naval Air Development Center
02	Comptroller
10	Directorate Command Projects
20	Systems Directorate
30	Sensors & Avionics Technology Directorate
40	Communication & Navigation Technology Directorate
50	Software Computer Directorate
60	Aircraft & Crew Systems Technology Directorate
70	Planning Assessment Resources
80	Engineering Support Group

**PRODUCT ENDORSEMENT** - The discussion or instructions concerning commercial products herein do not constitute an endorsement by the Government nor do they convey or imply the license or right to use such products.

APPROVED BY:

  
J. F. FUNARO  
CDR USN

DATE:

12/16/87

Unclassified

SECURITY CLASSIFICATION OF THIS PAGE (When Data Entered)

REPORT DOCUMENTATION PAGE		READ INSTRUCTIONS BEFORE COMPLETING FORM
1. REPORT NUMBER NADC-81301-60	2. GOVT ACCESSION NO. ADA-A112437	3. RECIPIENT'S CATALOG NUMBER
4. TITLE (and Subtitle) Corrosion Tests with MIL-H-83282 and MIL-H-6083 Aircraft Hydraulic Fluids	5. TYPE OF REPORT & PERIOD COVERED Final Report	
	6. PERFORMING ORG. REPORT NUMBER NADC-81301-60	
7. AUTHOR(s) Alfeo A. Conte, Jr.	8. CONTRACT OR GRANT NUMBER(s)	
9. PERFORMING ORGANIZATION NAME AND ADDRESS Naval Air Development Center Aircraft and Crew Systems Technology Directorate Warminster, Pennsylvania 18974	10. PROGRAM ELEMENT, PROJECT, TASK AREA & WORK UNIT NUMBERS AIRTASK A320320A/001B/1F615 42000, Work Unit No. ZM501	
11. CONTROLLING OFFICE NAME AND ADDRESS Naval Air Systems Command Department of the Navy Washington, DC 20361	12. REPORT DATE 25 January 1982	
	13. NUMBER OF PAGES	
14. MONITORING AGENCY NAME & ADDRESS (if different from Controlling Office)	15. SECURITY CLASS. (of this report) Unclassified	
	15a. DECLASSIFICATION/DOWNGRADING SCHEDULE	
16. DISTRIBUTION STATEMENT (of this Report) Approved for Public Release; distribution unlimited		
17. DISTRIBUTION STATEMENT (of the abstract entered in Block 20, if different from Report)		
18. SUPPLEMENTARY NOTES		
19. KEY WORDS (Continue on reverse side if necessary; identify by block number) Corrosion Corrosion Testing 52100 Steel Water Contamination		
20. ABSTRACT (Continue on reverse side if necessary and identify by block number) Corrosion tests were performed to determine whether MIL-H-83282 hydraulic fluid could be used in place of MIL-H-6083 preservative fluid in Intermediate Maintenance Activity (IMA) and NAVAIREWKFAC hydraulic test stands. The results presented in this report show that MIL-H-83282 can not be considered as a suitable alternative fluid.		

DD FORM 1473  
1 JAN 73

EDITION OF 1 NOV 68 IS OBSOLETE  
S/N 0102-014-6601

Unclassified

SECURITY CLASSIFICATION OF THIS PAGE (When Data Entered)

TABLE OF CONTENTS

	<u>Page No.</u>
BACKGROUND . . . . .	2
EXPERIMENTAL . . . . .	2
RESULTS . . . . .	3
CONCLUSIONS . . . . .	3
RECOMMENDATIONS . . . . .	3

LIST OF TABLES

<u>Table No.</u>		
1	Experimental Design . . . . .	4
2	Results of Corrosion Tests with MIL-H-83282 After 500 Hours . . . . .	5
3	Results of Corrosion Tests with MIL-H-6083 After 500 Hours . . . . .	7

LIST OF FIGURES

<u>Figure No.</u>		
1	Corrosion Test System . . . . .	9

Accession for  
NADIS 81301  
DUE TO  
UNCLASSIFIED  
JAN 19 1961

By  
Date

1

A

## BACKGROUND

In FY-78, the conversion of naval aircraft from petroleum based MIL-H-5606 hydraulic fluid to synthetic hydrocarbon/ester based MIL-H-83282 fire-resistant hydraulic fluid was initiated on an attrition basis. Recent (FY-80) informal random sampling of aircraft hydraulic system fluids by Naval Safety Center (NAVSAFECEN) personnel and subsequent flash point testing by Naval Air Rework Facilities (NAVAIREWORKFAC) indicate that a large number of aircraft are still in operation with high levels of MIL-H-5606/MIL-H-6083 preservative fluid. One reason for this condition is the installation of replacement hydraulic components filled with MIL-H-6083 fluid, which is used in ground test stands. In order to help alleviate this problem, it was recommended that an investigation be undertaken to determine the feasibility of converting all Intermediate Maintenance Activities (IMA) and NAVAIREWORKFAC hydraulic test stands to MIL-H-83282 until a satisfactory fire resistant preservative fluid is developed. The Naval Air Development Center (NAVAIRDEVCCEN) was tasked under AIRTASK A320320A/001B/1F61542000, Work Unit No. ZM501, to evaluate the corrosion preventive properties of MIL-H-83282 fluid and to determine the feasibility of using this fluid in place of MIL-H-6083 in test stands and for storage.

## EXPERIMENTAL

A simplified static corrosion test was utilized in this program. Glass vials 85 x 23 mm (Arthur H. Thomas Catalog Number 9710-D72) were filled with either 3 ml of test fluid for half immersed metal specimens or 10 ml of test fluid for totally immersed metal specimens. A micro-syringe was used to add distilled water when required; the weight being determined on an analytical balance ( $\pm .2$  mg). Metal specimens consisting of AISI-52100 steel measuring approximately 25 x 13 x 1.5 mm were polished with 240, and 2/0 emery paper, brushed in solvent, rinsed in fresh solvent, air dried and weighed. The metal specimens were then placed in the vials as shown in Figure 1. The vials were capped hand tight and weighed. One set of vials (12) was kept at room temperature  $25 \pm 3^{\circ}\text{C}$  ( $77 \pm 5^{\circ}\text{F}$ ) while the other set (12) was placed in an air circulating oven at  $71 \pm 1^{\circ}\text{C}$  ( $160 \pm 2^{\circ}\text{F}$ ). After 500 hours, the vials containing the test fluids and metal specimens were weighed. The metal specimens were then removed, washed in solvent, air dried, weighed and examined visually and microscopically for signs of corrosion.

In this investigation, a two-level factorial design pattern was employed (Table 1). After determining the nature of independent variables to be investigated, in this case three; namely, temperature, added water concentration and degree of metal strip immersion in this test fluid, a low and high value for each variable was selected. Since there are three independent variables, a cubic yates order was employed. This established the basic number of tests to be performed, eight, in order to thoroughly investigate this system. Since triplicate results were desired, a total of 24 tests were performed on each fluid.

NADC-81301-60

The water content of the hydraulic fluids used in these experiments was 129 ppm for MIL-H-83282 and 461 ppm for MIL-H-6083.

R E S U L T S

The results of this investigation are presented in Tables 2 and 3. The following parameters are tabulated: Added water concentration, metal strip immersion, system weight change, 52100 steel strip weight change and degree of corrosion of the metal strip. The last property is defined on the following scale:

<u>Designation</u>	<u>Degree of Corrosion</u>
None	No evidence of corrosion.
Slight	No more than five isolated corrosion spots.
Moderate	Small areas of corrosion present.
Heavy	Large areas of corrosion present.

With MIL-H-83282 the most severe corrosion occurred for totally immersed specimens and an added water concentration of approximately 1000 ppm at 71°C (160°F). The corresponding test at room temperature showed moderate signs of corrosion. The balance of the tests showed no signs of corrosion except for test number 12 where only slight corrosion was found. With MIL-H-6083, no sign of corrosion was observed for any of the test conditions.

Comparing the metal strip weight changes, it is interesting to note that with MIL-H-83282 values ranged from -24.3 mg to +5.5 mg while with MIL-H-6083 these values ranged from -0.8 mg to +1.5 mg indicating greater metal surface activity for MIL-H-83282 compared to MIL-H-6083.

C O N C L U S I O N S

It has been determined that MIL-H-83282 hydraulic fluid is unacceptable as a replacement fluid in applications requiring the use of MIL-H-6083 hydraulic fluid.

R E C O M M E N D A T I O N S

It is recommended that the use of MIL-H-6083 hydraulic fluid be continued until a suitable replacement fluid is developed.

TABLE I. EXPERIMENTAL DESIGN

<u>Variable</u>	<u>Low Value</u>	<u>High Value</u>
$X_1$ = Temperature °C (°F)	25 (77)	71 (160)
$X_2$ = Added H <sub>2</sub> O Concentration, ppm	0	1,000
$X_3$ = Metal Specimen Immersion	Half	Total

<u>Run</u>	<u><math>X_1</math></u>	<u><math>X_2</math></u>	<u><math>X_3</math></u>
1, 9, 17	25 (77)	0	Half
2, 10, 18	71 (160)	0	Half
3, 11, 19	25 (77)	1000	Half
4, 12, 20	71 (160)	1000	Half
5, 13, 21	25 (77)	0	Total
6, 14, 22	71 (160)	0	Total
7, 15, 23	25 (77)	1000	Total
8, 16, 24	71 (160)	1000	Total

TABLE 2. RESULTS OF CORROSION TESTS WITH MIL-H-83282 AFTER 500 HOURS

Property	Temperature					
	25°C (77°F)			71°C (160°F)		
	Run 1	Run 9	Run 17	Run 2	Run 10	Run 18
Added H <sub>2</sub> O, ppm	0	0	0	0	0	0
Metal Strip Immersion	Half	Half	Half	Half	Half	Half
System Weight Change, mg	+5.0	+7.6	+7.8	-136.7	-130.1	-150.2
52100 Steel Strip Weight Change, mg	-13.3	-4.3	+4.5	+2.4	+2.7	+3.0
Degree of Corrosion	None	None	None	None	None	None
	Run 3	Run 11	Run 19	Run 4	Run 12	Run 20
Added H <sub>2</sub> O, ppm	1245	981	1453	~1000	1382	1496
Metal Strip Immersion	Half	Half	Half	Half	Half	Half
System Weight Change, mg	+2.6	+3.4	+4.1	-140.7	-143.9	-154.1
52100 Steel Strip Weight Change, mg	-24.3	-8.3	+5.5	+2.7	+2.7	+2.9
Degree of Corrosion	None	None	None	None	Slight	None
	Run 5	Run 13	Run 21	Run 6	Run 14	Run 22
Added H <sub>2</sub> O, ppm	0	0	0	0	0	0
Metal Strip Immersion	Total	Total	Total	Total	Total	Total
System Weight Change, mg	+8.2	+8.6	+8.9	-146.7	-123.6	-124.5
52100 Steel Strip Weight Change, mg	+1.3	-4.1	+4.3	+7.8	+3.2	+2.2
Degree of Corrosion	None	None	None	None	None	None

TABLE 2. RESULTS OF CORROSION TESTS WITH MIL-H-83282  
AFTER 500 HOURS (CONTINUED)

Property	Temperature					
	25°C (77°F)			71°C (160°F)		
	Run 7	Run 15	Run 23	Run 8	Run 16	Run 24
Added H <sub>2</sub> O, ppm	1017	1046	995	963	924	1093
Metal Strip Immersion	Total	Total	Total	Total	Total	Total
System Weight Change, mg	+3.1	+0.4	-0.2	-122.1	-155.3	-166.8
52100 Steel Strip Weight Change, mg	+1.5	-7.8	+4.3	+2.8	+3.2	+2.7
Degree of Corrosion	Moderate	Moderate	Moderate	Heavy	Heavy	Moderate

TABLE 3. RESULTS OF CORROSION TESTS WITH MIL-H-6083  
AFTER 500 HOURS



Property	Temperature					
	25° C (77°F)			71° C (160°F)		
	Run 1	Run 9	Run 17	Run 2	Run 10	Run 18
Added H <sub>2</sub> O, ppm	0	0	0	0	0	0
Metal Strip Immersion	Half	Half	Half	Half	Half	Half
System Weight Change, mg	+0.9	+1.0	+2.7	-143.6	-147.1	-139.9
52100 Steel Strip Weight Change, mg	0	-0.4	0	0	-0.4	-0.6
Degree of Corrosion	None	None	None	None	None	None
	Run 3	Run 11	Run 19	Run 4	Run 12	Run 20
Added H <sub>2</sub> O, ppm	1267	792	1034	1112	1081	1337
Metal Strip Immersion	Half	Half	Half	Half	Half	Half
System Weight Change, mg	-2.8	-5.1	-6.4	-157.3	-191.0	-402.8*
52100 Steel Strip Weight Change, mg	0	-0.4	-0.3	-0.1	-0.4	-0.7
Degree of Corrosion	None	None	None	None	None	None
	Run 5	Run 13	Run 21	Run 6	Run 14	Run 22
Added H <sub>2</sub> O, ppm	0	0	0	0	0	0
Metal Strip Immersion	Total	Total	Total	Total	Total	Total
System Weight Change, mg	+3.0	-2.7	+5.7	-151.4	-146.2	-139.2
52100 Steel Strip Weight Change, mg	0	-0.3	+1.5	-0.5	-0.6	-0.7
Degree of Corrosion	None	None	None	None	None	None

NADC-81301-60

TABLE 3. RESULTS OF CORROSION TESTS WITH MIL-H-6083  
AFTER 500 HOURS (CONTINUED)

<u>Property</u>	<u>Run 7</u>	<u>Run 15</u>	<u>Run 23</u>	<u>Run 8</u>	<u>Run 16</u>	<u>Run 24</u>
Added H <sub>2</sub> O, ppm	885	877	974	999	1021	1098
Metal Strip Immersion	Total	Total	Total	Total	Total	Total
System Weight Change, mg	-5.0	-5.1	+0.1	-157.7	-162.9	-162.3
52100 Steel Strip Weight Change, mg	0	-0.3	-0.4	-0.5	-0.8	-0.8
Degree of Corrosion	None	None	None	None	None	None

\*Glass vial broke at neck during test.



**HALF IMMERSED**

**TOTALLY IMMERSED**

FIGURE 1. Corrosion Test System

NADC-81301-60

D I S T R I B U T I O N L I S T

AIRTASK NO. A320320A/001B/1F61542000  
WORK UNIT NO. ZM501

	<u>No. of Copies</u>
NAVAIR (AIR-950D) . . . . .	7
(2 for retention)	
(1 for AIR-320A)	
(1 for AIR-5304)	
(1 for AIR-5304C)	
(1 for AIR-5304C1)	
(1 for AIR-530312)	
CHNAVMAT, Washington, DC . . . . .	1
COMNAVAIRLANT, Norfolk, VA . . . . .	1
COMNAVAIRPAC, San Diego, CA . . . . .	1
NAVAIREWORKFAC, North Island, CA (343) . . . . .	1
NAVAIREWORKFAC, Cherry Point, NC (332) . . . . .	1
NAVAIREWORKFAC, Pensacola, FL (340) . . . . .	1
NAVAIREWORKFAC, Jacksonville, FL (340) . . . . .	1
NAVAIREWORKFAC, Norfolk, VA (332) . . . . .	1
NAVAIREWORKFAC, Alameda, CA (342) . . . . .	1
NAVAVNLOGCEN, Patuxent River, MD . . . . .	1
NAVAIROTESTCEN, Patuxent River, MD . . . . .	1
COMPACMISTESTCEN, Pt. Mugu, CA . . . . .	1
NAVWPNCEN, China Lake, CA . . . . .	1
NAVAIROENG CEN, Lakehurst, NJ . . . . .	1
NAVWPNEVALFAC, Albuquerque, NM . . . . .	1
NAVSAF CEN, Norfolk, VA . . . . .	1
CNATRA, Corpus Christi, TX . . . . .	1
CNAVRES, New Orleans, LA . . . . .	1
CGFMFPAC . . . . .	1
CGFMFLANT . . . . .	1
CG FOURTH MAW . . . . .	1
COMNAVSUPSYSCOM, Washington, DC . . . . .	1
AFWAL/MLBT WPAFB, Ohio . . . . .	1
MERADCOM ARDME-GL Fort Belvoir, VA . . . . .	1
DTIC . . . . .	12