

AD-A113 495


MASSACHUSETTS INST OF TECH CAMBRIDGE ARTIFICIAL INTE--ETC F/6 6/16  
THE PERCEPTION OF SUBJECTIVE SURFACES. (U)  
NOV 81 M BRADY, W E GRIMSON

N00014-80-C-0505  
NL


UNCLASSIFIED

AI-M-666

1 of 1  
40 A  
7/18/82



END  
DATE  
FILMED  
104-82  
DTIC



MILITARY RESOLUTION TEST CHART  
NO. 1010 10X

12

UNCLASSIFIED

SECURITY CLASSIFICATION OF THIS PAGE (When Data Entered)

REPORT DOCUMENTATION PAGE		READ INSTRUCTIONS BEFORE COMPLETING FORM
1. REPORT NUMBER AIM 666	2. GOVT ACCESSION NO. AD-A113495	3. RECIPIENT'S CATALOG NUMBER
4. TITLE (and Subtitle) The Perception of Subjective Surfaces	5. TYPE OF REPORT & PERIOD COVERED MEMO	
	6. PERFORMING ORG. REPORT NUMBER	
7. AUTHOR(s) Mike Brady and Eric Grimson	8. CONTRACT OR GRANT NUMBER(s)	
9. PERFORMING ORGANIZATION NAME AND ADDRESS Artificial Intelligence Laboratory 545 Technology Square Cambridge, Massachusetts 02139	10. PROGRAM ELEMENT, PROJECT, TASK AREA & WORK UNIT NUMBERS	
11. CONTROLLING OFFICE NAME AND ADDRESS Advanced Research Projects Agency 1400 Wilson Blvd Arlington, Virginia 22209	12. REPORT DATE November 1981	
	13. NUMBER OF PAGES 47	
14. MONITORING AGENCY NAME & ADDRESS (if different from Controlling Office) Office of Naval Research Information Systems Arlington, Virginia 22217	15. SECURITY CLASS. (of this report) UNCLASSIFIED	
	15a. DECLASSIFICATION/DOWNGRADING SCHEDULE	
16. DISTRIBUTION STATEMENT (of this Report) Distribution of this document is unlimited.		
17. DISTRIBUTION STATEMENT (of the abstract entered in Block 20, if different from Report)		
18. SUPPLEMENTARY NOTES None		
19. KEY WORDS (Continue on reverse side if necessary and identify by block number) Surface Perception, Subjective Contours, Edge Detection Occlusion.		
20. ABSTRACT (Continue on reverse side if necessary and identify by block number) It is proposed that subjective contours are an artifact of the perception of natural three dimensional surfaces. A recent theory of surface interpolation implies that "subjective surfaces" are constructed in the visual system by interpolation between three-dimensional values arising from interpretation of a variety of surface cues. We show that subjective surfaces can take any form, including singly and doubly curved surfaces, as well as the commonly discussed		

DTIC  
ELECTE  
APR 14 1982  
S E

AD A113495

DTIC FILE COPY

OVER

fronto-parallel planes. In addition, it is necessary in the context of computational vision to make explicit the discontinuities, both in depth and in surface orientation, in the surfaces constructed by interpolation. It is proposed that subjective contours form the boundaries of the subjective surfaces due to these discontinuities. Several novel subjective surfaces and subjective contours are demonstrated. The role played by figure completion and enhanced brightness contrast in the determination of subjective surfaces is discussed. All considerations of surface perception apply equally to subjective surfaces.

<b>Accession For</b>	
NTIS GRA&I	<input checked="" type="checkbox"/>
DTIC TAB	<input type="checkbox"/>
Unannounced	<input type="checkbox"/>
Justification	
By	
Distribution/	
Availability Codes	
Dist	Avail and/or Special
A	



MASSACHUSETTS INSTITUTE OF TECHNOLOGY  
ARTIFICIAL INTELLIGENCE LABORATORY

A.I. Memo No. 666 (replaces 582)

November, 1981

**The Perception of Subjective Surfaces**

Michael Brady and W. Eric L. Grimson

*ABSTRACT* It is proposed that subjective contours are an artifact of the perception of natural three-dimensional surfaces. A recent theory of surface interpolation implies that "subjective surfaces" are constructed in the visual system by interpolation between three-dimensional values arising from interpretation of a variety of surface cues. We show that subjective surfaces can take any form, including singly and doubly curved surfaces, as well as the commonly discussed fronto-parallel planes. In addition, it is necessary in the context of computational vision to make explicit the discontinuities, both in depth and in surface orientation, in the surfaces constructed by interpolation. It is proposed that subjective contours form the boundaries of the subjective surfaces due to these discontinuities. Several novel subjective surfaces and subjective contours are demonstrated. The role played by figure completion and enhanced brightness contrast in the determination of subjective surfaces is discussed. All considerations of surface perception apply equally to subjective surfaces.

*Acknowledgments.* This report describes research done at the Artificial Intelligence Laboratory of the Massachusetts Institute of Technology. Support for the Laboratory's Artificial Intelligence research is provided in part by the Advanced Research Projects Agency of the Department of Defense under Office Research contract N00014-80-C-0505 and in part by National Science Foundation Grant MCS77-07569.

## 1. Introduction

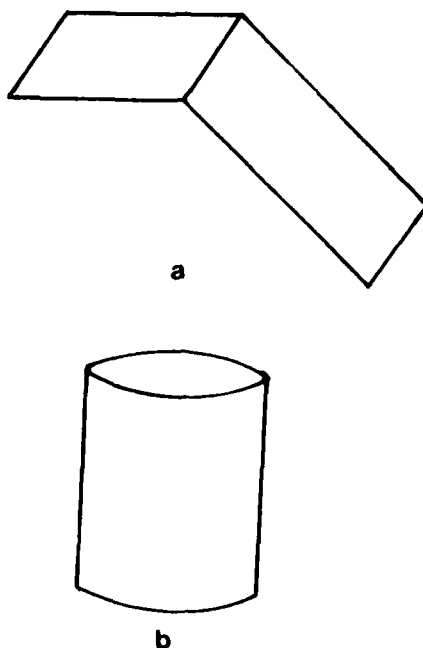
Under most circumstances, a visual contour is perceived when there is a relatively abrupt change in the irradiance received from adjacent areas of the visual field, due, for example, to a difference in brightness, local surface orientation, or color [see, for example, the analytic studies of intensity profiles in Horn 1977, Marr 1976a, Binford 1981]. There are conditions, however, in which a relatively abrupt brightness gradient may be perceived in areas of the visual field where the physical stimulation is in fact roughly homogeneous. Schumann [1904] is usually credited with discovering such illusory contours, or "subjective contours" as they were named by Osgood [1953]. The study of subjective contours was popularized by Kanisza [1955], who presented many novel and compelling illustrations. Over the past twenty-five years they have been the subject of what Rock and Anson [1979] have termed a "flurry of research".

In spite of the high level of attention that has been devoted to subjective contours, there is no comprehensive single theory of their formation nor of the perceptual purpose that they serve. Among the more popular contenders as a theory are (i) Gestalt-like accounts of figural completion [Kanisza 1955, 1974, 1976, Osgood 1953], (ii) various lateral inhibition accounts of enhanced brightness contrast that pay particular regard to the apparent brightness of subjective contours [Brigner and Gallagher 1974, Frisby and Clatworthy 1975, Day and Jory 1978, 1980, Jory and Day 1979, Kennedy and Lee 1976], (iii) interpretations of subjective contours as stacked planes [Coren 1972, Coren and Theodor 1975], which in all the authors' examples are parallel to the frontal plane, with occlusion signalled by interposition, and (iv) a search for a cognitive interpretation [Gregory 1972, Rock and Anson 1979]. Some authors show a commendable spirit of compromise and contend that there is no single theory, rather the perception of subjective contours is inevitably multi-variate [Halpern 1981].

With the exception of Coren's stacked plane interpretation, subjective contours are usually considered a part of two-dimensional figure perception. They are interpreted as the two-dimensional bounding contour of a figure, the competing theories implicitly assuming different accounts of figure-ground separation. The relationship between the perception of subjective contours and the perception of the three-dimensional

natural world is either not considered or is left unclear. In this article we develop an alternative account of subjective contours that derives from the developing computational theory of vision [see Marr 1982, Grimson 1981a, Ullman 1979c, Brady 1982 for overviews] and that places subjective contours squarely as a part of the perception of natural three-dimensional surfaces. In particular, as we discuss in more detail below, we propose that subjective contours mark discontinuities in surfaces interpolated from cues in an image [similar to the proposal made by Marr, 1982]. We do this by placing the computation of subjective contours within the context of the computation of subjective surfaces by interpolation from scattered cues in images.

The processes of perception evolved to construct three-dimensional interpretations of the physical world from two-dimensional images. Although people have developed impressive capabilities for interpreting cartoons, text, and other "unnatural" images, figure perception draws heavily upon the resources of natural perception. So far as early visual processing is concerned (where by early processing we include such perceptual abilities as edge finding, stereo, shape from texture, shape from shading, and shape from motion), information in the image is used to compute surface shapes with little or no regard to semantic or other "higher-level" attributes. That is, the cues derived from the image are assigned three-dimensional attributes without regard to the semantic structure of the final perception. Our interpretation of photographs and line drawings such as those shown in figure 1 attest to the "misapplication" of the processes of natural perception to two-dimensional figures. We have to be reminded that the drawings in figure 1 are in fact two-dimensional, so strongly biased is our perceptual system toward three-dimensional interpretations. To be sure, there are figures such as those shown in figure 2 that are not interpreted in terms of three-dimensional surfaces; but that in no way implies that there is an entirely separate apparatus for figure perception, or that we do not seize upon three-dimensional interpretations wherever possible. Indeed, an alternative statement of the legend to figure 2 is that it illustrates degenerate cases of surface perception, in which the three dimensional surfaces depicted are parallel to the image plane. This interpretation is at the heart of Ciceri's account of subjective contours, but for us it is merely a simple case of a more general phenomenon.



**Figure 1.** Two-dimensional figures given three-dimensional interpretations. (a) Two intersecting planes. (b) A cylinder.

To form a three-dimensional interpretation, it is necessary to deploy information not given explicitly in the image. For example, although a wide variety of radically differing surfaces could give rise to the line drawings illustrated in figure 1, the surface shown in figure 1a is perceived as planar, while that in figure 1b is cylindrical. The discovery and utilization of prior assumptions that provide the additional constraint needed to achieve this perception is a key part of the computational theory of vision. Importantly, such constraints can be of wide generality. For example, Binford [1981] has cataloged a number of constraints of the form "if two lines meet in an image at a corner, then the corresponding space curves meet in space." Other constraints include constraints on stereo vision [Marr and Poggio, 1979], constraints on the interpretation of occluding contours [Marr, 1977], constraints on surface interpolation [Grimson 1981b], constraints on motion interpretation [Ullman, 1979a, c], constraints on interpretation of surface contours [Stevens, 1981c], and Kanade's [1981] discussion of skew symmetry and parallelism.

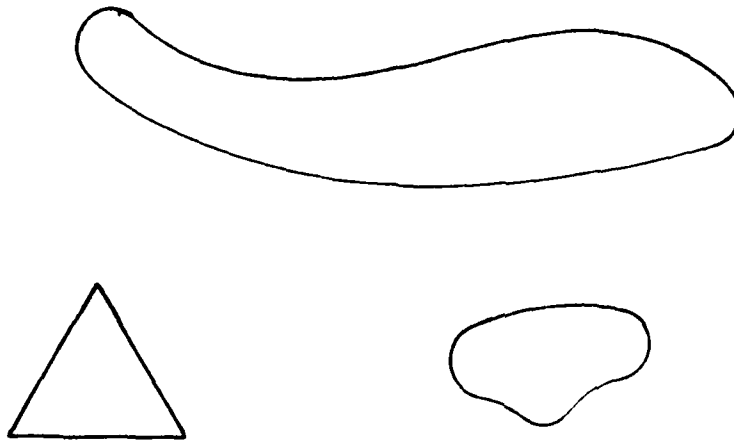


Figure 2. Two-dimensional figures given two-dimensional interpretations.

The computational theory of vision, pioneered by Marr [1976a, 1976b, 1978, 1982] is outlined in section 3. It first asks of a module of the visual system what is its purpose, or equivalently, what information it makes explicit. To date, considerable effort has been devoted in the field of computational vision to understanding stereo [Marr and Poggio 1979, Grimson 1981c, Mayhew and Frisby 1981, Moravec 1980], motion [Ullman 1979a, Longuet-Higgins and Prazdny, 1981, Horn and Schunck, 1981], shape from shading [Horn 1975, 1977, 1981], shape from texture [Kender 1980, Stevens 1981b] and shape from contour [Stevens 1981c, Watkin 1981]. All of these modules make explicit information about the layout of visible surfaces. We propose that *subjective contours arise from the processes of natural surface perception, and in particular that subjective contours mark surface discontinuities.*

We introduce a recent theory of surface interpolation [Grimson 1981b, Brady and Horn 1981] in section 3. In our account of surface interpolation, the first things to be discovered are discontinuities that eventually form part of the boundary of a visible surface. Note that the boundary does not have to be complete, it is

the subsequent completion of the bounding contour that gives rise to subjective contours. An interpolation process is then applied to construct a surface that is consistent with values hypothesized for certain points in the image. In general, many surfaces are consistent with a given set of boundary values and so additional constraint is required. Two constraints are proposed by the theory. First, Grimson [1981b] observes that "no information is information": since rapid changes in surface topography usually give rise to visible edges and visible edges provide boundary values to the interpolation process, the absence of boundary values means that the underlying surface topography does not change too rapidly between discontinuities. This idea is made precise in the theory using the calculus of variations to find the surface that is consistent with the given data and minimizes an appropriate performance index. Second, there is a technical requirement on the application of the calculus of variations that turns out to have an agreeable perceptual interpretation: the surface is interpolated using a rotationally symmetric operator that minimizes the quadratic variation of the surface. The computation by which this is effected can be implemented by a local parallel network of relatively simple computing elements [Grimson 1981a].

Notice that the interpolation process may not be totally constrained. The computation of surface discontinuities precedes surface interpolation, which in turn precedes the computation of depth. The interpolation process determines the tilt and slant at all points on visible surfaces. The result may be underdetermined, as in the Mach illusion. The computation of depth follows the interpolation process. It too may be underconstrained. The Necker reversal is a familiar example of this phenomenon. The possibility for underconstraint in both depth and surface orientation finesses the arguments of Kennedy [1976a, page 110] and Rock and Anson [1979, page 666], both of whom assume that depth is computed directly and without ambiguity.

Given that many difference cues can give surface information and that this information is interpolated to form an explicit three-dimensional surface interpretation, this suggests that it should be possible to demonstrate subjective surfaces, with associated subjective contours at the discontinuities, due to each of the possible surface cues. We do this in section 2. Some prior evidence for this can be found in Corni [1977].


In section 3 we outline the computational theory of vision, paying particular regard to surface interpolation, which underlies the computation of subjective surfaces. In section 4 we make an initial attempt to construct a catalog of three-dimensional constraints that are hypothesized from certain image fragments, namely isolated points, line endings, and more complex figures. Finally, in section 5 we consider the relationship between edge detection and subjective contours, since variations on enhanced brightness have been offered as evidence in support of an early processing theory of subjective contours.

## 2. The three-dimensionality of subjective contours


The previous section sketched our approach to figure perception. If a figure has a three-dimensional interpretation, our perceptual system is strongly biased toward constructing it. We contend that a figure has a three-dimensional interpretation if and only if there exists a subjective contour with a similar three-dimensional interpretation. Figure 1 shows a set of line drawings whose preferred interpretation is three-dimensional. In each case there is a perceived internal discontinuity in surface orientation, a visible edge. According to our theory of surface interpolation, such discontinuities have to be made explicit, albeit in the form of additional subjective contours. Certain line drawings are interpreted as curved surfaces even though they have no internal edges.

We intend to demonstrate first the variety of shapes that a subjective surface, and therefore a subjective contour, can take. We will then show how a wide variety of surface cues can drive the construction of a subjective surface and its associated subjective contours.

Four such line drawings provide our first examples of subjective surfaces. Figure 3 shows a subjective surface that is usually perceived as a portion of a cylinder. Notice that the subjective contours lie on principal lines of curvature. It is in fact very difficult to draw a figure that is interpreted as a portion of a cylindrical surface in which the lines drawn do not correspond to lines of curvature. Figure 4 is a subjective version of the sat illusion. Although the usual interest in this figure stems from the fact that it has multiple interpretations, the interest here is the fact that it has at least one. Figure 5 shows a subjective donut, and extends an example




**Figure 3.** A portion of a subjective cylindrical surface. Notice that the subjective contours lie on principal lines of curvature.



**Figure 5.** A subjective donut. As in figure 3, the lines that trigger the three-dimensional interpretation appear to lie along principal lines of curvature.

discussed by Kennedy [1976a, figure 14, page 120]. As in figure 3, the lines that trigger the three-dimensional interpretation appear to lie along principal lines of curvature. Together with figure 6, which shows a subjective soap bubble, it demonstrates subjective surfaces that are doubly curved. Figures 3 to 6 show that subjective surfaces need be neither planar, parallel to the image plane, nor singly curved, but in fact can correspond to any type of complex surface.



**Figure 4.** A subjective version of the sail illusion. As with most subjective contours, the effect can be made more compelling by increasing the contrast and viewing from a distance to narrow the visual angle.



**Figure 7.** A subjective hinge formed from two subjective surfaces. Sufficient cues have been given to enable the perceptual system to construct the subjective discontinuity in surface orientation.




Figure 6. A subjective soap film. Together with figure 5 this demonstrates that subjective surfaces do not need to be planar, parallel to the image plane, or even singly curved.


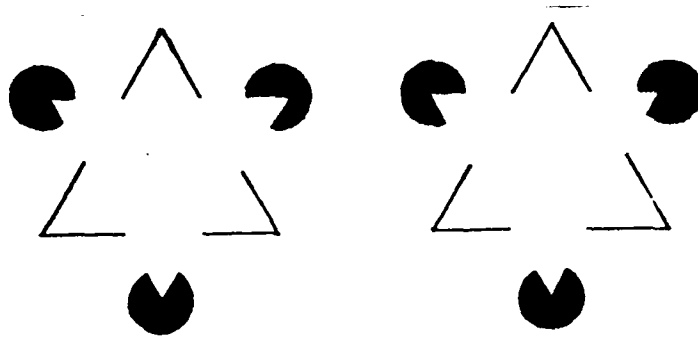


Figure 8. A subjective staircase that builds upon the hinge in figure 7 and the Mach illusion



**Figure 10.** When the right image is viewed with the right eye and the left image with the left eye, a planar white triangular surface is seen floating above the background. The triangular surface is seen as tilted about the median passing through the bottom right vertex. Reproduced from Blomfield [1973, figure 2, page 256].

The next two examples require internal lines and illustrate the dictum "no information is information" discussed above. Figure 7 shows a subjective hinge between two surfaces. The discontinuity in surface orientation has been marked with enough local cues to produce an additional subjective boundary. Figure 8 builds upon figure 7 and the Mach illusion to produce a subjective staircase.

While most examples of subjective surfaces in the literature of subjective contours are planes parallel to the frontal plane, there are some examples of subjective surfaces that are not parallel to the image plane. For example, Kennedy [1976b, figure 11, page 45] shows a stripe on a subjective cylinder (see figure 9). Figure 10 is reproduced from Blomfield [1973, figure 2, page 256] and shows a stereo pair that fuses to yield a tilted surface. Figure 11 is the subjective Necker cube due to Bradley and Petry [1977, figure 1, page 254]. From the standpoint of the theory advanced here, figure 11 is interesting for two reasons.

First, the subjective surfaces that form the vertical sides of the Necker cube are tilted relative to the image plane. Second, the example illustrates the point made earlier that the depth and orientation of an interpolated subjective surface can be underconstrained, yet give rise to the same subjective contours.

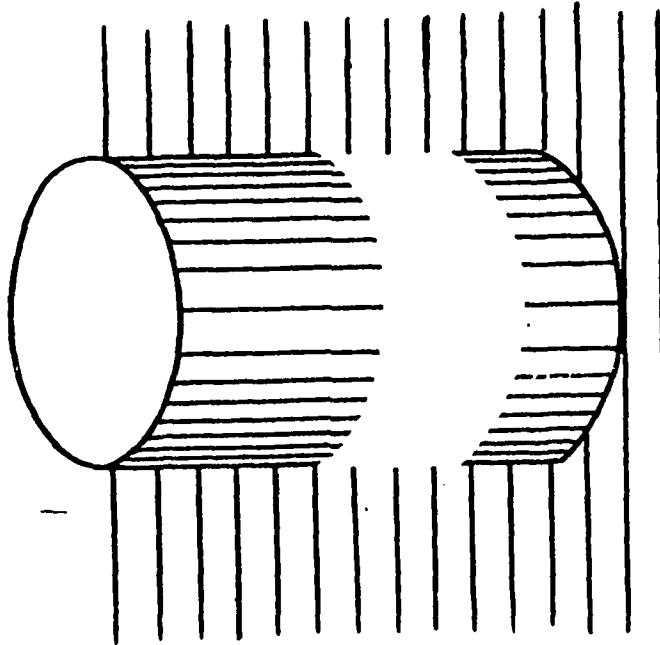



Figure 9. A subjective stripe lying on a cylindrical surface. Reproduced from Kennedy [1976b, figure 11, page 45].

In the previous section we noted that according to the computational theory of vision, the purpose of several modules of the visual system is to make surface layout explicit. Specifically, stereo, motion, texture discontinuities, and cues for interposition (see for example Binford [1981]) provide evidence for surface layout, and can do so even in figures. In the rest of this section, we show that each of these cues can be the driving force behind the construction of a subjective surface.

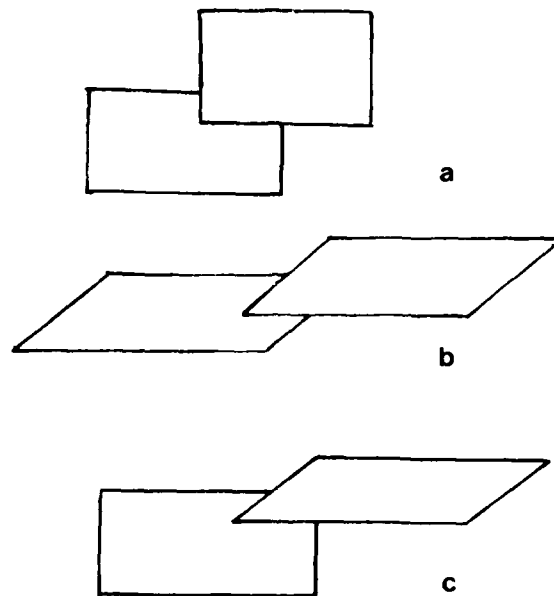
Figure 12 shows line drawings that are interpreted as the superposition of one figure on top of another. Figure 12a illustrates what we have been calling the degenerate case, in which the subfigures are parallel to the image plane. Figure 12b illustrates that this is not a necessary condition. Figure 13a is the subjective version of figure 12a, originally discovered by Parks [1980a]. Figure 13b extends Parks' demonstration and is the subjective version of figure 12b. Demonstrations of stacked subjective surfaces parallel to the image plane are given by Coren [1972] and by figure 14, which is reproduced from Bradley and Dumais [1975, figure 3].



**Figure 11.** The subjective Necker cube invented by Bradley and Petry [1977, figure 1, page 254].

Figure 15 is due to Kanisza [1974, figure 33, page 109] and shows a subjective surface that is parallel to the image plane and is framed by a tilted surface. In the same vein, figure 15b shows a ring surrounding the top of a planar triangle. More significantly, figure 15c is based on an example of Kanisza and shows a tilted subjective surface that is framed by one that is parallel to the image plane.

Subjective surfaces that result from stereo fusion are particularly interesting from the standpoint of the theory being developed here. Stereo has been much studied [for example, Wheatstone 1838, 1852; Helmholtz 1925, Julesz 1971] and has received considerable attention in the computational vision literature [for example, Marr and Poggio 1979, Grimson 1981c, Moravec 1980, Mayhew and Frisby 1981, Baker and Binford 1981]. Stereo computes the angular disparity of matched edge feature points of two images and (up to scaling) this gives the relative depth at matched feature points. To obtain a complete surface representation, we can interpolate between these known depth points (in fact, the approach to surface interpolation outlined above was developed in the context of the output of stereo). Following the line of research pioneered by Julesz and



**Figure 12.** A line drawing interpreted as overlapping subfigures. (a) The subfigures are parallel to the image plane. (b) Neither subfigure is parallel to the image plane. (c) One subfigure is interpreted as parallel to the image plane, the other is not.

would expect to find pairs of images, neither of which give rise to monocular subjective contours but in which subjective surfaces and bounding contours are found when the images are fused stereoscopically. This has been confirmed on several occasions in a variety of ways, perhaps the most striking of which has been the work of Gulick and Lawson [1976, see also Lawson and Gulick, 1967, Blomfield 1973, Gregory and Harris 1974, Julesz and Frisby 1975]. Julesz [1971] and Julesz and Frisby [1975] present a number of examples of subjective contours that result from stereo fusion using random dot stereograms and anaglyphs.


Gregory [1972a, page 52] reports an experiment in which the subfigures of a subjective contour example due to Kanisza [1955] are presented separately to each eye using a technique developed by Witasek [1899]. Subjective contours are seen following stereo fusing of the images. Gregory [1972b] measured apparent disparity with a light probe, and Gregory and Harris [1974] showed that measured disparity of a subjective stereo surface, corresponding to increased stratification, increases if and only if the perceived clarity of the subjective



Figure 13. (a) A subjective surface version of figure 12a, invented by Parks [1980, figure 3, page 240]. (b) A subjective version of figure 12b.

surface does. As we mentioned earlier, Blomfield [1973] demonstrated a tilted subjective surface when there is no monocular evidence for tilt. Finally, Stevens [1981a] reports a patient with visual agnosia who could not see subjective contours when they were presented monocularly, but who could see them when they were presented stereoscopically.

The familiar cue of shape from shading [Horn 1977, 1981] is difficult to demonstrate for subjective surfaces since a key attribute of subjective surfaces is the relative paucity of information given explicitly in the image to enable them to be constructed by the perceptual system. It is necessary to utilize more indirect kinds of information, such as shadow boundaries to generate subjective surfaces. Coren [1972, figure 3, page 361] presents a set of subjectively embossed letters that stand out from the page in intense side lighting. Figure 16 shows a shadow on the sail illusion. Most observers find that it makes the subjective sail presented in figure 4 more compelling. Figure 17 illustrates a familiar point in the context of subjective surfaces. Figure 18 is a subjective figure that can be interpreted either as a two-dimensional pie sector or a three-dimensional



**Figure 14.** The six-pointed star configuration discussed by Bradley and Dumais [1975, figure 3, page 583].

cone. Figure 17b shows that the interpretation is disambiguated by apparent shading that makes the surface curvature explicit. In this case the apparent shadow line "fortunately" lies along a line of curvature on the cone.

Few subjective surfaces that are produced by motion are reported. Motion is computed at several successive stages by the visual system (see for example Marr and Ullman [1980], Ullman [1979a,c]). Smith and Over [1979] show that motion after-effects can be produced as readily by exposure to subjective contours as by contours defined by irradiance discontinuities. The computation in question seems to be at the level of Ullman's correspondence of primal sketch tokens. Ramachandran, Rao, and Vidyasagar [1973] also demonstrate apparent motion with subjective contours at the same level of processing. Parks [1980b] presents an example of motion perception involving subjective contours that seems to be at the level of surface perception. When black disks are moved to and fro, subjects perceive a continuous piece of "string" occluded by a subjective (planar) surface.

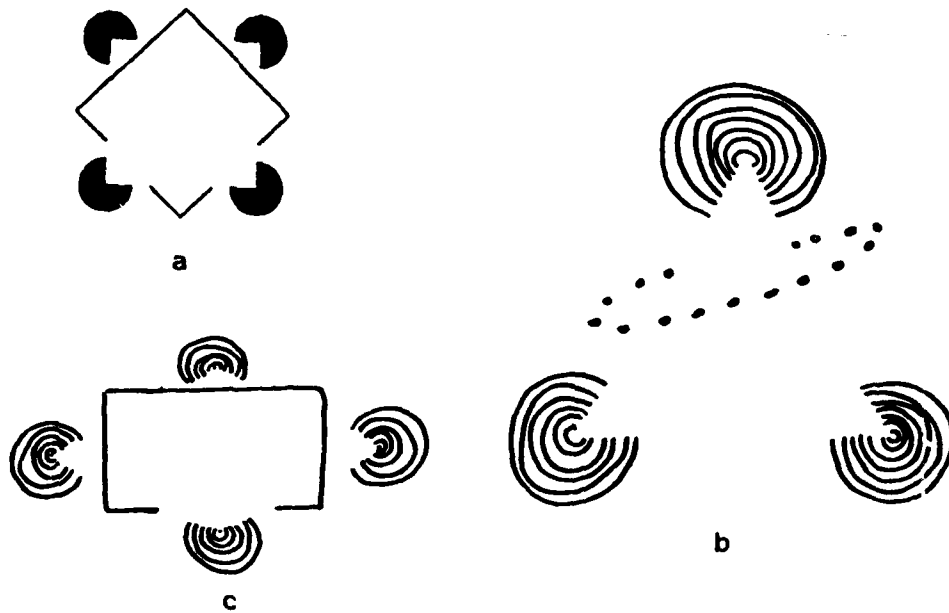


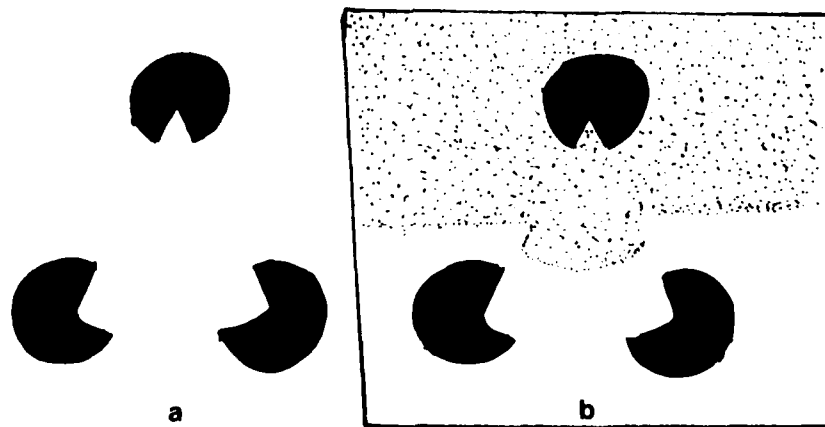
Figure 15. (a) A subjective surface that is parallel to the image plane and is framed by a tilted plane. Reproduced from Kanisza [1976, figure 33, page 109]. (b) A circular plane surrounding a subjective surface parallel to the image plane. (c) A tilted subjective surface that is framed by a planar surface parallel to the image plane. (Compare Kanisza [1974, figure 32, page 109].)

Texture gradients have also been widely investigated as a cue to surface layout, starting with Gibson [1950]. Coren [1972, figure 7, page 364] presents an example of a subjective contour formed by a texture gradient. Kennedy [1976a, figures 6 and 7 pages 112] (see figure 18) gives two examples of subjective intersections of tilted planar surfaces (figure 18). The tilt of the surfaces depicted in Kennedy's figures is not completely constrained. The figure illustrates the familiar convex-concave reversal. The image of the discontinuity is constrained however.

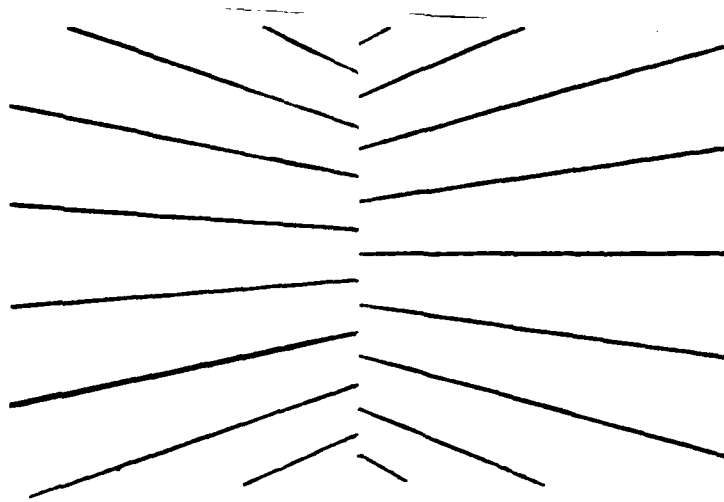
In the previous examples we have constructed subjective surfaces with subjective contours as their boundaries and internal edges from the Mach illusion, the convex-concave reversal shown in figure 18, and the Necker cube. This suggests that it might be possible to devise subjective correlates of so-called "impossible figures": parts of possible figures, local fragments of which make three-dimensional sense, but which do not



**Figure 16.** A subjective version of the sail illusion, made more compelling by the addition of "shadow" information.



**Figure 17.** (a) A subjective figure that can be interpreted either as a planar pie shape or in three dimensions as a cone. (b) Apparent shading disambiguates the choice by making the curvature of the cone's surface explicit.



**Figure 18.** A subjective intersection of two planar surfaces whose perceived tilt derives from the texture gradient. The intersection is subject to convex-concave ambiguity. Reproduced from Kennedy [1976a, figure 6, page 112].

make global three-dimensional sense [Penrose and Penrose 1958, Draper 1981, Huffman 1971]. Ceren [1972, figure 4, page 362] is aware of impossible figures, and presents a figure that appears to be shadow writing, but which is not globally consistent with regard to the position of the light source. The subjective contour that results is reported to be unstable. Similarly, Kanisza [1974, figure 34, page 109] presents a figure that appears to consist of a planar triangle intersecting a planar subjective triangle that is parallel to the image plane. Although this makes sense locally, it does not globally. Figure 19 is constructed using the technique of Bradley and Petry [1977, figure 1] and shows the impossible notched cube discussed by Draper [1980].

In summary, it appears that interpreting subjective contours as the boundaries of more or less constrained subjective surfaces is capable of explaining the vast majority of published demonstrations and the novel examples using a wide range of variables presented in this section.



Figure 19. A subjective contour forming an "impossible figure", the notched cube of Draper [1980].

### 3. Outline of a computational theory of early vision.

Having demonstrated a clear relationship between subjective contours and their interpretation as three-dimensional contours, we now turn to the consideration of a framework in which to explain this connection. The computational theory of vision, pioneered by Marr [1976a, 1976b, 1978, 1982], considers the goal of the early and intermediate human visual system to be the construction of several representations, each of which makes different visual information explicit. The *primal sketch* makes explicit information about the changes in image irradiance, obtained by locating the zero-crossings in the convolution of the image with a set of  $\nabla^2 G$  filters, where  $\nabla^2$  is the Laplacian, and  $G$  is a Gaussian distribution. The  $2\frac{1}{2}$ -D sketch makes explicit information about the shapes and reflective properties of surfaces and their distribution relative to the viewer. A number of different visual modules compute information about the  $2\frac{1}{2}$ -D sketch from the primal sketch, for example, stereo, motion, texture, and surface contours. As well as local surface slope being made explicit in

the  $2\frac{1}{2}$ -D sketch, contours of surface discontinuities, either in depth or in surface orientation, are also made explicit. We have proposed that subjective contours arise from the process of natural surface perception at the level of the  $2\frac{1}{2}$ -D sketch, and in particular, that subjective contours mark these surface discontinuities (similar to the proposal of Marr [1982]).

Because all of the visual modules mentioned above use some form of the primal sketch as input, they compute explicit surface information only at a subset of the points in an image, corresponding to a subset of the zero-crossings. This implies that some form of surface interpolation must take place, to account for the perception of complete surfaces. A recent theory of surface interpolation [Grimson, 1981b, Brady and Horn, 1981] has proposed that the visual system computes a complete surface representation by constructing a surface which is consistent with surface values hypothesized for certain points in the image, for example, depth values computed by the stereo system along the zero-crossing contours.

Since in principle any one of an infinite class of surfaces could fit through the known scattered stereo data, some additional constraint is needed to determine the correct interpolated surface. Grimson identified the *surface consistency constraint*, informally known as *no news is good news* (or *no information is information*), which states: *The absence of zero-crossings constrains the possible surfaces.*

This can be seen informally by the following argument. Suppose one had a closed circular zero-crossing contour, along which the depth was constant, and that there were no further zero-crossings interior to the circle. One possible interpolating surface would be a flat disk, a second would be a hemisphere. A third would be the highly convoluted surface formed by a radial sine function. Note, however, that in the latter case, since the surface orientation is undergoing a rapid periodic variation, under most imaging situations, the image irradiances will also undergo a periodic variation. But if this is true, then there should be additional interior zero-crossings, corresponding to those variations. Since there are not, this surface is not acceptable. However, the lack of zero-crossings in a region of the image implies that there is no radical change in the surface slope in that region as well.

More formally, the surface consistency constraint can be rephrased using the calculus of variations to state that the required surface is one that is consistent with the given data and minimizes an appropriate functional. Simply requiring that the functional measure surface consistency is not sufficient to guarantee a unique "best" surface fitting the known data. The addition of some minor constraints on the form of the functional, that it be a semi-inner product over a semi-Hilbert space, is sufficient to guarantee a unique solution surface, up to possibly an element of the null space of the functional. If a final requirement of a rotationally symmetric operator for minimizing the functional is added, it can be shown that there is an infinite family of possible functionals. This family forms a vector space [Brady and Horn, 1981], spanned by the quadratic variation:

$$\iint f_{xx}^2 + 2f_{xy}^2 + f_{yy}^2 dx dy$$

and the square Laplacian:

$$\iint (f_{xx} + f_{yy})^2 dx dy.$$

Finally, by considering the size and structure of the null space [Grimson, 1981b], or by considering the constraints supplied by the calculus of variations [Brady and Horn, 1981], it can be shown that the optimal functional is the quadratic variation. In other words, the surface perception problem is solved by finding the surface that fits through the known data, and minimizes the functional of quadratic variation elsewhere. A straightforward parallel, local-support algorithm can be devised for computing this surface [Grimson, 1981a].

Thus, the surface consistency constraint can be combined with a number of other simple constraints to obtain an algorithm for the interpolated surface which is most consistent with the primal sketch descriptions of the image [Grimson, 1981a, 1981b]. The main point is that the algorithm finds the "most conservative" surface which fits the known data, introducing inflections or discontinuities in the surface only when forced to by the data (c.f. the notion of "fair surfaces" in car design [Forrest, 1972]). If there is no explicit evidence for a sharp change in shape, such as an inflection in the surface, then none is interpolated. On the other hand, the role of subjective contours in this context now becomes clear. Subjective contours are placed in the interpolated

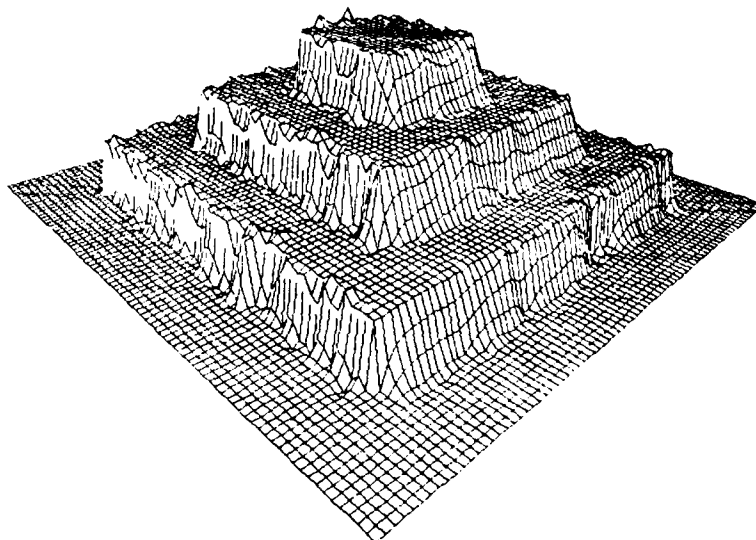
surface representation along contours at which the interpolated surface undergoes a sharp change in shape, thus interpolating contours of discontinuity between scattered cues in the image.

The crucial point of the surface consistency constraint is that an extended and continuous surface is to be constructed from a small set of cues. There is a potential continuum of choices of finite sets of cues that could be made explicit; but not all of them lead to the perception of the surface. The surface consistency constraint and the interpolative view of surface perception of which it is a part, says that we can safely leave vast amounts of information out and still get the surface. We need to make explicit at least portions of certain discontinuities: of tangent to the bounding contour, of surface slope, indeed anything that could lead to a zero crossing in the processing of an image of the surface by the visual system. Clearly, the entire discontinuity need not be made explicit, else the entire subjective contour would have to be made explicit at this level. The important factor is that if no portion of a discontinuity is made explicit, the visual system conservatively assumes "no news is good news" and that nothing is changing.

To be sure, this set of cues is necessary but not necessarily sufficient. For a given set of cues, a variety of surfaces can be interpolated. If there are many such, the subjective surface is at most faintly perceived. As the surface interpolation becomes more constrained, perhaps by adding more constraints, the subjective surface is seen more persistently and more clearly. The perception of surfaces from natural images derives from a number of different types of cues, and the interpolation process has to be capable accepting such different sorts. Critically the cues are interpreted in three dimensions not two.

As an example of this process, we illustrate in figure 20 a random dot stereogram, and the interpolated surface that minimizes the functional of quadratic variation. The sharp discontinuities in depth, occurring between the different planes of the stereogram are clearly evident.

Finally, several different algorithms for finding subjective contours suggest themselves: (1) interpolate in two dimensions to complete a line drawing, then interpret the line drawing as the image of a three-dimensional surface. The latter step could proceed by first interpreting the lines as three-dimensional space curves (see Barrow and Tenenbaum [1981]), (2) Interpret the local cues directly in three dimensions to proceed



**Figure 20.** A random dot stereogram of a series of layered planes, and the interpolated surface which minimizes the quadratic variation of the surface. Reproduced from Grimson [1981a].

to the "contour" drawing, then interpolate the surface between the given contours. (3) Proceed from local cues to detailed models of familiar objects, and use this knowledge to guide the filling in of the subjective surface.

Our arguments above that subjective contours fill a natural role as discontinuities of three-dimensional surface information would tend to suggest that interpolation of line drawings in two dimensions is not computationally sound. Further, the existence of subjective contours in stereo perception, which are not evident

in the monocular images yet are vividly present in binocular fusion (see for example figure 20 and [Gulick and Lawson, 1976, Lawson and Gulick, 1967]), argues against completing contours in the image before interpreting them in the surface representation. On the other hand, the ability to construct complete surface representations, including explicit surface discontinuities, of unknown objects or objects seen for the first time argues against using local cues to choose detailed models of familiar objects and then using this information to guide the interpolation process. Thus, in the context of our computational arguments, the most likely algorithm is one in which local cues are directly interpreted in three dimensions, providing a "contour" drawing of surface discontinuities, within which the surface is interpolated. Note that while it may be possible to design an algorithm for constructing subjective contours that operates on two-dimensional image constructs, such an algorithm must have as its underlying basis, a three-dimensional theory.

#### 4. Some image cues and their interpretation

In section 1 we argued that if a figure has a three-dimensional interpretation, our perceptual system is strongly biased toward constructing it. In particular, the processes that evolved for natural three-dimensional early vision are "misapplied" to two-dimensional figures. By suggesting that the perception of natural surfaces is at the heart of understanding the purpose of subjective surfaces and contours, such as those illustrated in section 2, we implicate all of the ideas discussed in section 3, including edge detection, stereo, structure from motion, shape from texture, and so on. Section 3 outlined a computational approach to early and intermediate vision and described a theory of surface perception. By our account, the creation of subjective surfaces and subjective contours proceeds in three stages: (1) a set of cues are isolated in the primal sketch computed from a figure; (2) the cues are interpreted in three space; (3) a surface is constructed that is most conservative with respect to meeting the constraints imposed by step (2).

It follows that the perception of subjective surfaces amounts to no less than understanding the application to two dimensional figures of the processes of natural perception, at least to the level of determining visible

surfaces. In particular, we need to understand the way in which the elements of the primal sketch are interpreted in three dimensions, and the constraint that they impose on the possibly subjective surfaces of which they are a part. This is no small task! It includes, for example, the tradition of work aimed at understanding line drawings as three dimensional scenes [Clowes 1971, Barrow and Tenenbaum 1981, Binford 1981, Draper 1980, 1981, Huffman 1971, Mackworth 1973, Waltz 1975, Sugihara 1978, 1981, Kanade 1981]. An interesting possibility for future research is the use of subjective contours as a means of furthering our understanding of the interpretation of line drawings as three-dimensional surfaces.

In this section we briefly discuss the entities that Marr [1976a] proposes are written into the primal sketch, and are interpreted in the manner outlined by Binford [1981]. The following subsections discuss dots (or small blobs), zero-crossing contours (for example, the bounding contours of figures), and line endings. These entities have been discussed in several papers in the subjective contour literature.

In general, several surfaces can be interpolated through a given set of constraints. As further constraint is added, some candidate surfaces are ruled out. It seems that the more tightly the surface is constrained, the greater its apparent clarity. Notice that the apparent brightness may not increase, even if the apparent clarity does. We return to this point in the next section. Two further points are in order. First, the interpolation scheme that underlies our account of surface perception is capable of accepting a variety of cues. This should be contrasted with the schemes devised by Ullman [1976] and Horn [1981]. Second, the interpolation algorithm does not require the surface to meet the given constraints exactly. It incorporates a "penalty" scheme that allows some constraints to be met approximately. This allows local deviations from constraints to achieve the best global surface, Grimson [1981a] gives details.

### *Dots*

A dot or small blob in the primal sketch marks a point in three-dimensional space. Although its position in the image is determined, the depth from the viewer is not (Gibson [1979] refers to such a constrained point as an optic ray). In general, a dot may be in, on, or near a subjective contour, corresponding to a three-space




Figure 21. Dots may be in, on, or near, a subjective contour.

point that is on the boundary of, contained in, or outside of, a subjective surface (see Figure 21). A dot that is interpreted as contained in a subjective surface appears as a mark that has different reflectance from its surrounds, like an ink blob (see below also). Points that are interpreted as lying outside a subjective surface are not accorded significance.

As we discussed above, if a dot is on or near a subjective contour, the contour is constrained to pass through it, and the subjective surface is seen more clearly (figure 22). Vertices and the ends of space curves also play a significant role in three-space interpretations of line drawings. Line endings are discussed later. By Grimson's "no news is good news" dictum, our perceptual system expects such points to be made explicit. Figures 23 and 24 show the effect of adding points that mark vertices. Figure 24 is particularly interesting as the dots disambiguate the shape of the subjective surface, which is shown without the dots in figure 24a and appears as a circle or a square. The circle versus square interpretation is also affected by the visual angle from which the figure is viewed.

### *Blobs*

Blobs such as that shown in figure 25 appear as closed zero-crossing contours in the primal sketch, and are interpreted as surface patches or as object silhouettes [Marr 1977, Brady 1979]. The change in intensity across such a blob has been characterized as a step (see for example Marr [1976a], Herkovits and Binford [1970]). In

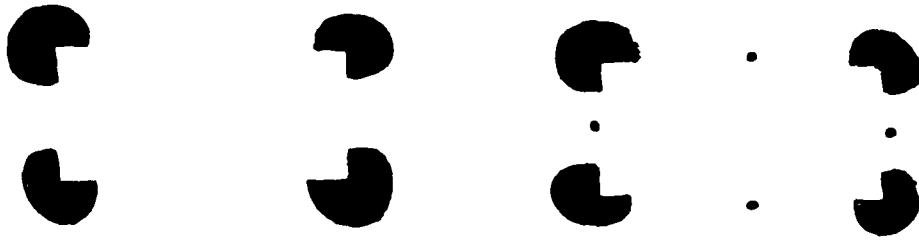


Figure 22. Dots can provide extra constraint on a subjective surface, leading to increased clarity of the subjective contour.




Figure 23. The addition of dots to mark the vertices of a subjective figure can greatly enhance its clarity.

natural scenes, such intensity changes typically correspond to bounding contours or to reflectance boundaries. This suggests that it is possible to generate subjective surfaces in which some blobs are interpreted as surfaces occluded by the subjective surface and some are interpreted as reflectance patches. Examples of this sort have appeared in the literature, for example, Kanisza [1974, figure 34, page 109] (see figure 26).

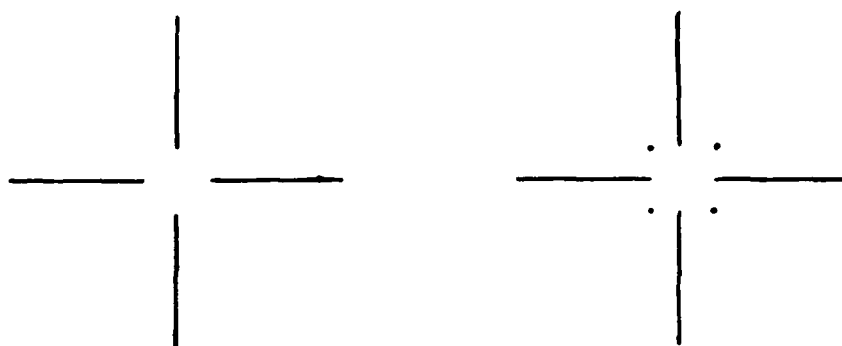


Figure 24. The addition of dots to mark the vertices of a subjective figure can rule out other possible figures by requiring the contour to pass through the dots.

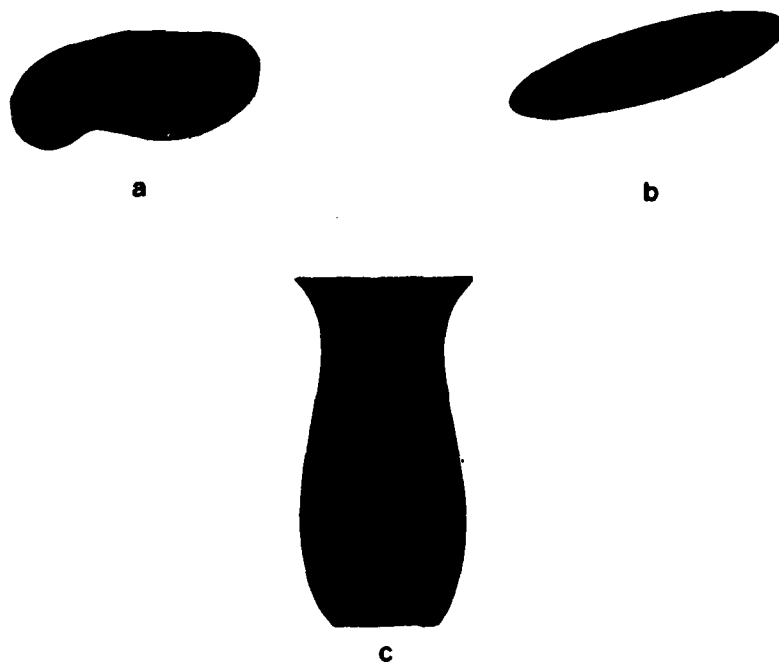



Figure 25. A blob is interpreted as a surface patch or as the bounding silhouette of an object. (a) A blob that is not interpreted three-dimensionally. (b) A blob that is interpreted as a tilted three-dimensional surface. (c) A blob that is interpreted as the silhouette of a three-dimensional object (after Marr [1977]).




**Figure 26.** A "pinto" subjective triangle in which some blobs are interpreted as occluded by the subjective surface and others are interpreted as patches of surface color.

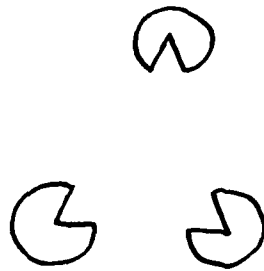
Recall that dots constrain the position of a subjective surface. Those parts of a blob that are interpreted as lying along the subjective contour impose additional constraint on its direction in the image. More precisely, they constrain the image of the tangent to the space curve that forms the subjective contour. In general, the foreshortening is not determined. In fact, our definition of a dot is a closed zero-crossing contour which is too small to have an accurate tangent direction computed for it. The additional constraint afforded by a blob produces clear subjective contours in cases where there is none when the blobs are replaced by dots (see figure 27).

The intensity change associated with the blob is as important as the geometric shape of the blob. Figure 28 shows that "empty" blobs are not effective for generating subjective surfaces. The intensity change across the boundary lines of an "empty" blob is not step-like [Marr 1976a]. It might be objected that the concentric disks used in many demonstrations of subjective contours are not solid blobs, but are "empty" in some sense. Discussion of this point is deferred until the next section.

There is, however, more to a blob than a step change in intensity. The geometrical shape of the blob and the descriptions computed by the visual system play a crucial role. The computational theory of vision,



**Figure 27.** (a) The four dots are grouped to form a parallelogram, but there is no strong three-dimensional percept. (b) Replacing the dots by blobs produces a tilted subjective surface. (c) If two of the blobs are replaced by dots, the subjective surface is not seen clearly.



**Figure 28.** Empty blobs are not effective at generating subjective surfaces.

indeed the entire subject of pattern recognition, has not yet devised an adequate account of shape description

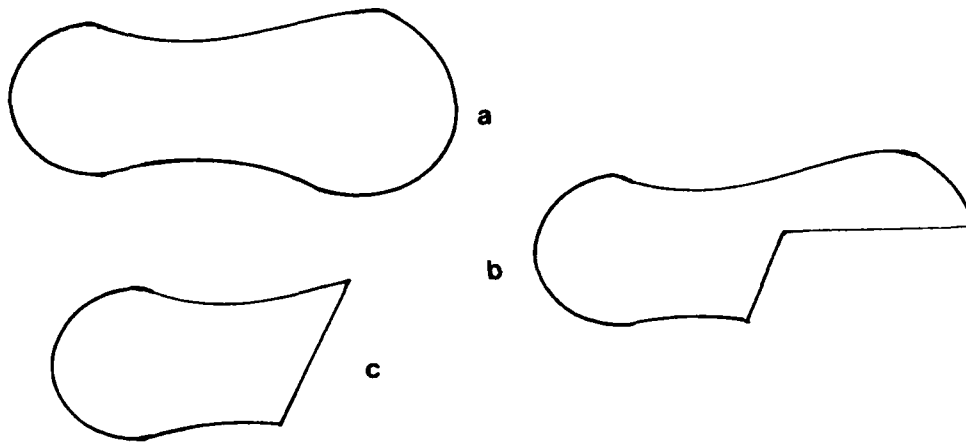
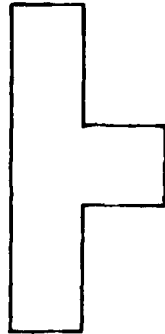


Figure 29. The blob in (b) is typically described as a blob like that shown in (a) with a piece cut out.


Consider figure 29. For this article, the crucial point is that figure 29b appears to be "incomplete", to be a version of figure 29a from which a piece has been cut. Kanisza [1974] has argued that it is precisely descriptions of this sort that underlie the perception of subjective contours. An initial conjecture is that tangent discontinuities that produce concavities in otherwise smooth contours typically give rise to descriptions that entail missing parts. The qualifying phrase "otherwise smooth" recognizes that there are shapes such as figure 30 in which tangent discontinuities do not always signal incisions. Figure 31 shows that smooth blobs (of which the circles favored by Kanisza are merely a special case) are more effective for generating subjective surfaces than those in which there are several tangent discontinuities. Several authors have pointed out that extremely angular blobs are ineffective at generating subjective contours (Coren [1972, figure 8c, page 365], Kanisza [1974, figures 5, 6, page 96], Brigner and Gallagher [1974, figure 2, page 1049], Rock and Anson [1979, figure 3, page 667]). Angularity is neither a necessary nor sufficient condition, however.

### *Lines*

Lines in an image give rise to connected contours of zero-crossings in the primal sketch. Binford has isolated the following list: (a) wires, space curves that are not attached to any surface, (b) bounding surface



**Figure 30.** Tangent discontinuities do not always lead to descriptions that refer to pieces being cut out. The shape shown here is often described as a rectangle with a piece stuck on its side.



**Figure 31.** Smooth blobs with tangent discontinuities are more effective than angular blobs for generating subjective surfaces.

contour, curves that are attached to one flanking surface and signal a depth boundary, (c) connect edges, curves that are connected to the two surfaces that flank the curve, (d) curves that form the boundary of a surface marking, and (e) curves that mark the boundary of a shadow. In case (c), the connect edge may be either convex or concave with respect to the viewer.

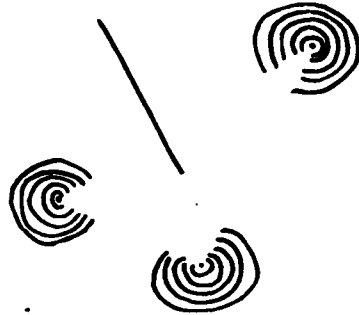
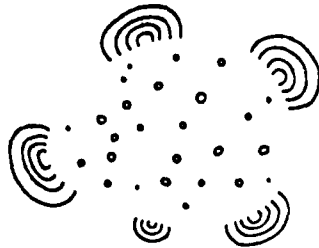


Figure 32. A subjective contour with a protruding wire.

To each three-space interpretation of a line there is a subjective contour having that interpretation. In section 2 we presented examples of subjective surfaces that included bounding contours (the usual case), shadow boundaries (figures 16 and 17), and connect edges whose convexity or concavity was occasionally ambiguous (figures 7, 8, 11, and 18). The only interpretation that was not demonstrated in section 2 was as a wire. That deficit is repaired in figure 32.

As was the case with blobs in the previous subsection, the process by which an individual line in the image is interpreted is not completely understood. The best account to date is the tradition of work aimed at understanding line drawings of polyhedra, together with the more recent work of Barrow and Tenenbaum [1981], Binford [1981], and Stevens [1981c]. For example, we typically interpret a straight line as a straight space curve, and a curved line as a curved space curve. We prefer to interpret curves lying in a surface as lines of curvature (figures 3, 5, and 17) [see, for example, Stevens 1981c]. It is difficult to indicate non-zero torsion of a space curve by an isolated (curved) line, so strong is our preference for planar interpretations. A closed contour lying totally within a subjective contour is typically interpreted as a reflectance boundary (see figure 33).



**Figure 33.** Closed contours enclosed by a subjective contour are typically interpreted as reflectance boundaries. (Reproduced from Kanisza [1974, figure 36, page 109]).

Each interpretation of a line imposes constraint on the surface interpolation process. A straight line either lies in a subjective surface or is normal to the surface. Figure 34a shows a subjective tilted plane with wires that appear to be normal to it, whereas in figure 34b the wires appear to lie in the plane. Kanade [1981] has considered the conditions under which three straight lines in an image can be the images of vectors in three orthogonal directions in space. It turns out that the more nearly two of the image lines are parallel, the more likely the two vectors are to be interpreted as coplanar. This observation underlies Kennedy's [1976a] "perpendicularity hypothesis", which Parks [1980a] showed to be inadequate. Interestingly, the counterexamples presented by Parks involve lines that are collinear in the image and are perceived as a single space curve occluded by the subjective surface. The importance of line orientation is also shown by an example of Rock and Anson [1979, figure 7b, page 674]. They report that the introduction of the stripes "completely eliminated the perception of an illusory contour". The striped texture in Rock and Anson's figure is nearly collinear with one of the sides of the subjective triangle. Figure 35 shows that the subjective contour is still perceived when it is not nearly collinear with the orientation of the texture.

A line ending may be near a subjective contour, in which case the line is typically interpreted as occluded by the subjective surface, tangent to the subjective surface, or normal to it. A line whose orientation is close to

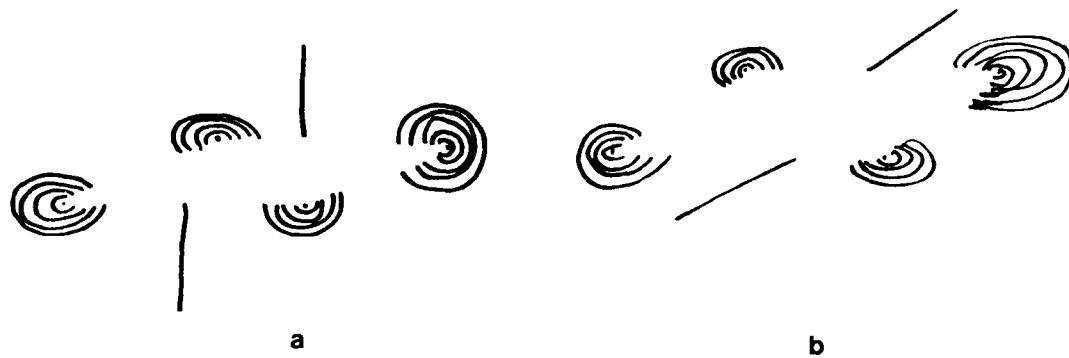


Figure 34. (a) A tilted subjective planar surface with wires that are perceived as normal to it. (b) The same subjective surface with wires perceived as lying in it.

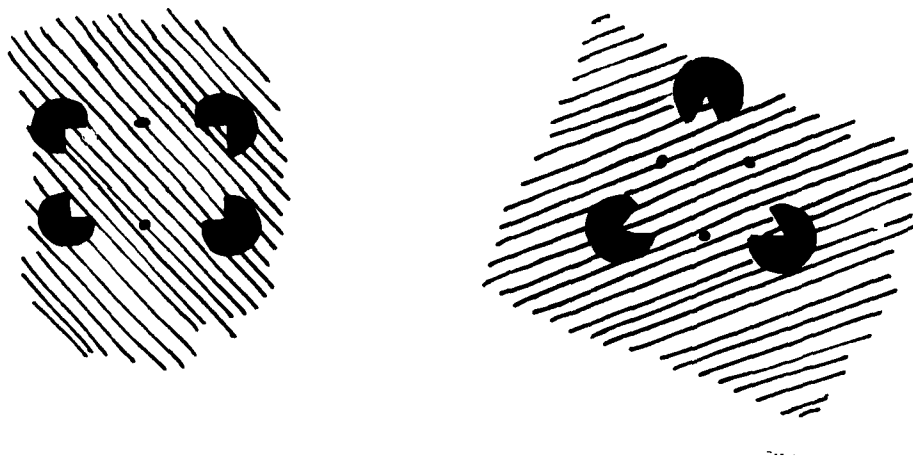


Figure 35. A subjective contour despite strong background texture.

that of a subjective contour constrains the subjective contour to lie along it, and hence constrains its tangent in much the same way as a blob (see figure 36).

In summary, although the interpretations are imperfectly understood, we attribute significance to the relationship between the orientation of a line and the underlying subjective surface. For example, figure 37 is



**Figure 36.** The lines constrain the subjective contour to lie along it.

due to Parks [1980, figure 2, page 362]. The subjective surface in figure 37a is clear and the lines are interpreted as occluded by it. The subjective surface in figure 37b is less clear. There is no compelling interpretation of the *relationship between the lines and the underlying surface*.

### 5. The role of apparent brightness

It will not have escaped the attention of readers who are familiar with the literature of subjective contours that this article has been conspicuous in that it ignores what is for many researchers the most important, perhaps the determining, characteristic of subjective contours. We refer to the apparently enhanced brightness of the region enclosed by many subjective contours relative to the region outside the subjective contour. Broadly, there have been two explanations of this phenomenon, and they have largely determined the respective authors' approaches to subjective contours as a whole. Some authors, notably Coren [1972] have argued that the apparent brightness of the subjective surface is a *consequence* of the three-dimensional interpretation of subjective contours as stratified planes parallel to the image plane. The subjective figure is perceptually nearer the viewer, and by some version of constancy scaling therefore appears brighter. Other authors, for example Erisy and Clatworthy [1975], Brigner and Galligher [1975], Kennedy and Lee [1976], Joy and De

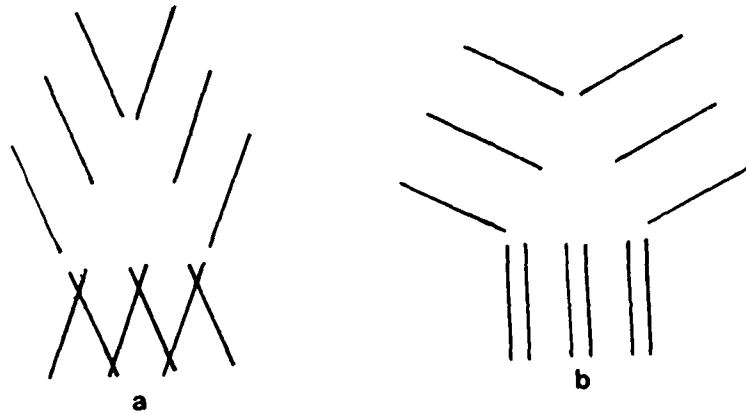


Figure 37. The clear subjective contour in (a) derives from the perceived relationship between the lines and the subjective surface, despite the fact that the lines in (b) are more nearly orthogonal to the subjective contour. (Reproduced from Parks [1980, figure 2, page 362].)

[1979], Day and Jory [1978, 1980] prefer an explanation based on some version of lateral inhibition. Both positions have weak points. Coren and Theodor [1975], for example, point out that there are corners in one of their images that ought to give rise to an enhanced brightness effect, according to arguments based on lateral inhibition. Parks [1980b] shows how confounded the effects of brightness and depth are.

In the previous sections we have argued that the processes of natural perception, misapplied to two-dimensional figures, are at the heart of understanding subjective contours. We sketched the computational theory of visual perception pioneered by Marr, paying particular regard to two representations, the primal sketch and the  $2\frac{1}{2}$ -D sketch. We noted that the  $2\frac{1}{2}$ -D sketch makes explicit information about visible surfaces, including surface discontinuities, that is computed, whenever possible, from stereo, motion, perspective, texture, occlusion, and so on. These processes, in turn, operate on the information made explicit in the primal sketch by the earlier operations of edge finding and grouping [Marr 1976a]. To date, the complete structure



Figure 38. Examples of the convolution of common triggering elements with a  $\nabla^2 G$  filter at a variety of scales. The values demonstrate enhanced brightness, assimilation, and dissimulation. (a) The result of processing one of Kanisza's figures with a fine filter. (b) The result of processing the same Kanisza figure with a coarse filter.

of the primal sketch, and complete understanding of the processes of edge finding and grouping are not available, but a solid start has been made, particularly in the zero-crossing theory of Marr and Hildreth [1980, also Hildreth, 1980]. The theory proposes that lateral inhibition consists of convolving an image with operators that are the Laplacian of a Gaussian distribution, operators that closely approximate the difference of Gaussians suggested by Wilson and Bergen [1979] (see also Richter and Ullman [1980].)

By our account, not all edges are created equal in the real world, and it is the job of early processing to discover descriptions of contrast, orientation, finely separated lines, blobs, and local textures. These processes inevitably discover differences in the two-dimensional triggering conditions discussed above and by other authors. Figure 38 shows the result of convolving a number of common triggering elements at a variety of scales. The results are preliminary, and will be the subject of a future report, but they clearly indicate some

of the enhanced brightness effects suggested in the literature, such as Frisby and Clatworthy's claim that line endings yield larger enhanced brightness effects than the sides of lines, Jory and Day's distinction between assimilation and dissimilation effects, and Smith and Over's finding that subjective contours produce tilt and motion after-effects.

We argued above that the figural completion problem studied by Kanisza formed an important part of the perception of subjective surfaces, but that it pertained to a stage of processing that is earlier than the computation of visible surfaces. Similarly, edge detection, with its concomitant brightness effects plays an important part in computing the primal sketch. This is, however, also an earlier stage of processing than the determination of visible surfaces. By our account, both enhanced brightness effects that stem from lateral inhibition *and* the brightness that results from constancy scaling have a part to play in the perception of subjective surfaces.

## 7. Conclusion

It was proposed that subjective contours are an artifact of the perception of natural three-dimensional surfaces. A recent theory of surface interpolation implies that "subjective surfaces" are constructed in the visual system by interpolation between three-dimensional values arising from interpretation of a variety of surface cues. We showed that subjective surfaces can take any form, including singly and doubly curved surfaces, as well as the commonly discussed fronto-parallel planes. In addition, it is necessary in the context of computational vision to make explicit the discontinuities, both in depth and in surface orientation, in the surfaces constructed by interpolation. It was proposed that subjective contours form the boundaries of the subjective surfaces due to these discontinuities. Several novel subjective surfaces and subjective contours were demonstrated to support this position. The role played by figure completion and enhanced brightness contrast in the determination of subjective surfaces was discussed.

### 8. Acknowledgement

This report describes research done in part at the Artificial Intelligence Laboratory of the Massachusetts Institute of Technology. Support for the laboratory's artificial intelligence research is provided in part by the Advanced Research Projects Agency of the Department of Defense under Office of Naval Research contract N00014-80-C-0505 and in part by National Science Foundation Grant MCS77-07569. The authors would like to thank the following people for valuable discussions at various stages of the research described here: Harry Barrow, Pat Hayes, David Marr, Slava Prazdny, Whitman Richards, Chris Rowbury, Robin Stanton, Kent Stevers, Marty Tenenbaum, and Shimon Ullman.

### References

- Baker, H.H. and Binford, T.O. Depth from edge and intensity based stereo, *Seventh International Joint Conference on Artificial Intelligence*, 1981, 583.
- Barrow H. G. and Tenenbaum J. M. Interpreting line drawings as three dimensional surfaces, *Artificial Intelligence* 17 (1981), 75-117.
- Binford T. O. Inferring surfaces from images, *Artificial Intelligence* 17 (1981), 205-245.
- Blomfield S. Implicit features and stereoscopy, *Nature New Biology* 245, 147 (1973), 256.
- Bradley D. R. and Dumais S. T. Ambiguous cognitive contours, *Nature* 257 (1975), 582-584.
- Bradley D. R. and Petry H. M. Organizational determinants of subjective contour: the subjective Necker cube, *Am. Jour. Psych.* 90, 2 (1977), 253-62.
- Brady M. Finding the axis of an egg, *Proc. Int. J. Conf. Artif. Int.* 6 (1979), 85-87.
- Brady M. Computational approaches to image understanding. *Computing Surveys* (March, 1982), .

- Brady M. and Horn B. K. P. Rotationally symmetric operators for surface interpolation, MIT, AI Memo 654, 1981.
- Brigner W. L. and Gallagher M. B. Subjective contour: apparent depth or simultaneous brightness contrast?, *Perceptual and Motor Skills* 38 (1974), 1047-1053.
- Clowes M. B. On seeing things, *Artificial Intelligence* 2 (1971), 79-112.
- Coren S. Subjective contours and apparent depth, *Psychological Review* 79 (1972), 359-367.
- Coren S. and Theodor L. H. Subjective contour: the inadequacy of brightness contrast as an explanation, *Bulletin of the Psychonomic Society* 6 (1975), 87-89.
- Day R. H. and Jory M. K. Subjective contours, visual acuity, and line contrast, *Visual psychophysics and physiology* eds. Arrington J. C., Krauskopf J., and Wooten B. R. (New York: Academic Press), 1978.
- Day R. H. and Jory M. K. A note on a second stage in the formation of illusory contours, *Perception and Psychophysics* 27 (1980), 89-91.
- Draper S. W. Reasoning about depth in line-drawing interpretation, Sussex University, UK, 1980.
- Draper S. W. The use of gradient and dual space in line-drawing interpretation, *Artificial Intelligence* 17 (1981), 461-508.
- Forrest, A. R. On Coons and other methods for the representation of curved surfaces, *Computer Graphics and Image Processing* 1 (1972), 341-359.
- Frisby J. P. and Clatworthy J. L. Illusory contours: curious cases of simultaneous brightness contrast?, *Perception* 4 (1975), 349-357.
- Gibson J. J. *The Perception of the Visual World*, Houghton-Mifflin, Boston, Mass. 1950.

- Gibson, J. J. *The Ecological Approach to Visual Perception*, Houghton-Mifflin, Boston, Mass, 1979.
- Gregory R. L. Cognitive contours, *Nature* 238 (1972a), 51-52.
- Gregory R. L. A look at biological and machine perception, *Machine Intelligence 7* eds. Meltzer B. and Michie D. (Edinburgh: Edinburgh University Press), 1972b.
- Gregory R. L. and Harris J. B. Illusory contours and stereo depth, *Perception and Psychophysics* 15 (1974), 411-416.
- Grimson, W. E. L. *From images to surfaces: a computational study of the human early visual system*, MIT Press, Cambridge, 1981a.
- Grimson, W. E. L. A computational theory of visual surface interpolation, *Phil. Trans. Royal Society of London, B.* (1981b), in press.
- Grimson, W. E. L. A computer implementation of a theory of human stereo vision, *Phil Trans. Royal Society of London, B.* 292 (1981c), 217-253.
- Gulick, W. L. and Lawson, R. B. *Human Stereopsis: A Psychophysical Analysis*, Oxford University Press, New York, 1976.
- Halpern D. F. The determinants of illusory-contour perception, *Perception* 10 (1981), 199-213.
- Helmholtz, H. *Physiological Optics, Vol. 3*, Optical Society of America, New York, 1925.
- Herskovits A and Binford T. O. On Boundary Detection, MIT, AI Memo 183, 1970.
- Hildreth E. C. Implementation of a theory of edge detection, MIT, 1980.
- Horn, B. K. P. Obtaining shape from shading information, *The Psychology of Computer Vision, P.L. Winston (ed.) McGraw-Hill* (1975), 115-155.

- Horn B. K. P. Understanding image intensities, *Artificial Intelligence* 8 (1977), 201-231.
- Horn B. K. P. Hill shading and the reflectance map, *Proc. IEEE* 19 (1981), 14-47.
- Horn B. K. P. The curve of least energy, MIT, AI Memo 610, 1981.
- Horn B. K. P. Sequins and quills - Representations for surface topography, *Representation of 3-Dimensional Objects* ed. Bajcsy R., Springer Verlag, 1982.
- Horn B. K. P. and Schunck, B. G. Determining Optical Flow, *Artificial Intelligence* 17 (1981), 185-204.
- Huffman D. A. Impossible objects as nonsense sentences, *Machine Intelligence* 6, eds. Meltzer B. and Michie D., Edinburgh University Press, 1971.
- Jory M. K. and Day R. H. The relationship between brightness contrast and illusory contour, *Perception* 8 (1979), 3-9.
- Julesz, B. *Foundations of Cyclopean Perception*, The University of Chicago Press, Chicago, 1971.
- Julesz B. and Frisby J. P. Some new subjective contours in random-line stereograms, *Perception* 4 (1975), 145-150.
- Kanade T. Recovery of the three dimensional shape of an object from a single view, *Artificial Intelligence* 17 (1981), 409-461.
- Kanisza G. Margini quasi-percettivi in campi con stimolazioni omogenea, *Revista di Psicologia* 49 (1955), 7-30.
- Kanisza G. Contours without gradients or cognitive contours?, *Ital. Jour. Psych.* 1 (1974), 93-113.
- Kanisza G. Subjective contours, *Scientific American* 234 (1976), 48-52.
- Kender J. Shape from texture. Carnegie Mellon University, 1980.

- Kennedy J. M. Depth at an edge, coplanarity, slant depth, change in direction, and change in brightness in the production of subjective contours, *Ital. Jour. Psych.* 2 (1976a), 107-123.
- Kennedy J. M. Attention, brightness, and the constructive eye, *Vision and Artifact* ed. M. Henle, Springer, New York, 1976b.
- Kennedy J. M. Illusory contours and the ends of lines, *Perception* 7 (1978), 605-607.
- Kennedy J. M. and Lee H. A figure density hypothesis and illusory contour brightness, *Perception* 5 (1976), 387-392.
- Lawson R. B. and Gulick W. J. Stereopsis and anomalous contour, *Vision Research* 7 (1967), 271-287.
- Longuet-Higgins, H.C. and Pradzny, K. The interpretation of moving retinal images, *Proc. R. Soc. Lond., B* (1981), in press.
- Mackworth A. K Interpreting pictures of polyhedral scenes, *Artificial Intelligence* 4 (1973), 121-137.
- Marr D. Early processing of visual information, *Phil. Trans. Roy. Soc. London B* 275 (1976a), 483-519.
- Marr, D. Artificial Intelligence – a personal view, *Artificial Intelligence* 9 (1976b), 37-48.
- Marr D. Analysis of occluding contours, *Proc. R. Soc. Lond. B* 197 (1977), 441-475.
- Marr D. Representing visual information, *Computer Vision Systems*, ed. A. Hanson and E. M. Riseman, Academic, New York, 1978.
- Marr D. *Vision*, Freeman, San Francisco, 1982.
- Marr D. and Hildreth E Theory of edge detection, *Proc. R. Soc. Lond. B* 207 (1980), 187-217.
- Marr D. and Poggio T. A theory of human stereo vision, *Proc. R. Soc. Lond. B* 204 (1979), 301-328.

- Marr, D. and Ullman, S. Directional selectivity and its use in early visual processing, *Proc. Roy. Soc. Lond., B* 211 (1980), 151-180.
- Mayhew J. and Frisby J. P. Psychophysical and computational studies toward a theory of human stereopsis, *Artificial Intelligence* 17 (1981), 349-387.
- Moravec Hans P. Obstacle avoidance and navigation in the real world by a seeing robot rover, Stanford University, AIM-304a, 1980.
- Osgood C. E. *Method and Theory in Experimental Psychology*, Oxford University Press, New York, 1953.
- Parks T. E. The subjective brightness of illusory figures: is stratification a factor?, *Perception* 9 (1980a), 361-363.
- Parks T. E. Subjective figures: some unusual concomitant brightness effects, *Perception* 10, 1 (1980b), 239-241.
- Penrose L. S. and Penrose R. Impossible objects: A special type of illusion, *Brit. J. Psych.* 49 (1958), 31-33.
- Ramachandran V. S., Rao V. M., and Vidyasagar T. R. Apparent movement with subjective contours, *Perc. and Psych.* 13 (1973), 1399-1401.
- Reynolds R. I. Perception of an illusory contour as a function of processing time, *Perception* 10 (1981), 107-115.
- Richter J. and Ullman S. A model for the spatio-temporal organization of X and Y-type Ganglion cells in the primate retina, MIT, AI Memo 573, 1980.
- Rock I. and Anson R. Illusory contours as the solution to a problem, *Perception* 8 (1979), 665-681.
- Rowbury C. R. Apparent contours, Univ. of Essex, UK., 1978.

Schumann F. Einige Beobachtungen ueber die Zusammenfassung von Gesichtseindruecken zu Einheiten, *Psychologische Rev.* 1 (1904), 1-32.

Smith A. and Over R. Tilt after-effects with subjective contours, *Nature* 257 (1975), 581-582.

Smith A. and Over R. Orientation masking and the tilt illusion with subjective contours, *Perception* 6 (1977), 441-447.

Smith A. and Over R. Motion after-effect with subjective contours, *Perception and Psychophysics* 25 (1979), 95-98.

Stevens K. A. Evidence relating subjective contours and interpretations involving occlusion, MIT AI Lab. Memo, 637, 1981a.

Stevens K. A. The information content of texture gradients, *Biological Cybernetics* 42 (1981b), 95-105.

Stevens K. A. The visual interpretation of surface contours, *Artificial Intelligence* 17 (1981c), 47-75.

Sugihara K. Picture language for skeletal polyhedra, *Comp. Graphics and Image Proc* 8 (1978), 382-405.

Sugihara K. Algebraic and combinatorial approach to the analysis of line drawings of polyhedra, Electrotechnical Lab., Japan, RMI 81-02, 1981.

Ullman S. Filling in the gaps: The shape of subjective contours and a model for their generation, *Biological Cybernetics* 25 (1976), 1-6.

Ullman S. The interpretation of structure from motion, *Proc. Royal Society of London, B.* 203 (1979a), 405-426.

Ullman S. Relaxation and constrained optimisation by local processes, *Computer Graphics and Image Processing* 10 (1979b), 115-125.

Ullman, S. *The Interpretation of Visual Motion*, MIT Press, Cambridge, Ma., 1979c.

Waltz D. I. Generating semantic descriptions from drawings of scenes with shadows, MIT, 1972.

Wheatstone, C. Contributions to the physiology of vision. Part I. On some remarkable, and hitherto unobserved, phenomena of binocular vision, *Phil. Trans. Royal Society of London* **128** (1838), 371-394.

Wheatstone, C. Contributions to the physiology of vision. Part II. On some remarkable, and hitherto unobserved, phenomena of binocular vision (continued), *The London, Edinburgh, and Dublin Phil. Mag. and J. of Sci.* **3, 4** (1852), 504-523.

Wilson H. R. and Bergen J. R. A four mechanism model for spatial vision, *Vision Research* **19** (1979), 19-32.

Witasek S. . *Z. Psychol. Physiol. Sinn.* **19** (1899), 81.

Witkin A. P. Recovering surface shape and orientation from texture, *Artificial Intelligence* **17** (1981), 17-47.

LMED

-8