

AD-A118 650


NAVY CLOTHING AND TEXTILE RESEARCH FACILITY NATICK MA F/G 6/11
THE LIQUID-AIR SYSTEM AND THE DRY-ICE COOLING SYSTEM: A FIELD T--ETC(U)
JUL 82 A H CHADWICK, J C SHAMPINE, R A KEENE

UNCLASSIFIED

NCTRF-144

NL

| 04 |
AD A
H8650



AD A118650

UNCLASSIFIED

SECURITY CLASSIFICATION OF THIS PAGE (When Data Entered)

REPORT DOCUMENTATION PAGE		READ INSTRUCTIONS BEFORE COMPLETING FORM
1. REPORT NUMBER 144	2. GOVT ACCESSION NO. AD-A118650	3. RECIPIENT'S CATALOG NUMBER
4. TITLE (and Subtitle) THE LIQUID-AIR SYSTEM AND THE DRY-ICE COOLING SYSTEM: A FIELD TEST OF THE COOLING CAPABILITIES OF TWO LIFE-SUPPORT-SUIT ASSEMBLIES	5. TYPE OF REPORT & PERIOD COVERED Final Report; August 1980-July 1981	
	6. PERFORMING ORG. REPORT NUMBER	
7. AUTHOR(s) Arthur H. Chadwick, James C. Shampine, Robert A. Keene, and Joseph W. Giblo	8. CONTRACT OR GRANT NUMBER(s)	
9. PERFORMING ORGANIZATION NAME AND ADDRESS Navy Clothing and Textile Research Facility 21 Strathmore Road Natick, MA 01760	10. PROGRAM ELEMENT, PROJECT, TASK AREA & WORK UNIT NUMBERS 62758N; 158523; 300; 523-003-44	
11. CONTROLLING OFFICE NAME AND ADDRESS Same as 9.	12. REPORT DATE July 1982	
	13. NUMBER OF PAGES 32	
14. MONITORING AGENCY NAME & ADDRESS (if different from Controlling Office)	15. SECURITY CLASS. (of this report) UNCLASSIFIED	
	15a. DECLASSIFICATION/DOWNGRADING SCHEDULE	
16. DISTRIBUTION STATEMENT (of this Report) Approved for public release; distribution unlimited.		
17. DISTRIBUTION STATEMENT (of the abstract entered in Block 20, if different from Report) Same as 16.		
18. SUPPLEMENTARY NOTES		
19. KEY WORDS (Continue on reverse side if necessary and identify by block number) Life-Support Systems; Liquid-Air System; Dry-Ice Cooling System; Refrigerants; Heat Transfer; Protective Clothing		
20. ABSTRACT (Continue on reverse side if necessary and identify by block number) The Navy Clothing and Textile Research Facility (NCTRF) conducted a field evaluation to compare two life-support-suit assemblies. One assembly was a liquid-air-cooled suit that provided convective cooling; the other was a dry-ice system that used liquid-cooled underwear to provide conductive cooling. The test results indicated the dry-ice system was preferred by 74.2% of the test subjects for cooling purposes. (U)		

STIC
AUG 27 1982
A

TABLE OF CONTENTS

	<u>Page</u>
List of Illustrations.....	iv
List of Tables.....	v
Introduction.....	1
Suit Assembly Description.....	1
Liquid-Air Suit (LAS).....	1
Dry-Ice Cooling System (DICS).....	2
Test Description.....	2
Test Results.....	3
Conclusions.....	6
Appendix A. Test Procedures at NAVEODTEHCEN.....	A-1
Appendix B. Test Subject's Comments on the Two Cooling Systems.....	B-1
Appendix C. Sectional Comparison of the Two Cooling Systems.....	C-1
Appendix D. Illustrations.....	D-1



Accession For	
LIBRARY	<input checked="" type="checkbox"/>
TECHNICAL	<input type="checkbox"/>
PERIODICALS	<input type="checkbox"/>
COLLECTIONS	<input type="checkbox"/>
Date Acquired	
Acquired by	
Approved by	
Special	
A	

LIST OF ILLUSTRATIONS

<u>Figure</u>		<u>Page</u>
1	A Self-Contained Backpack and Suit/Helmet Ensemble Using Liquid Air (left) and a Modified Suit and Helmet With a Dry-Ice Cooling Backpack (right).....	D-2
2	The Two-Piece Liquid-Air Suit.....	D-3
3	The Detachable Sealed Boot Worn With the Liquid-Air Suit.....	D-4
4	The Detachable Helmet Worn With the Liquid-Air Suit.....	D-5
5	The Frame and Harness Contained in the Upper Torso of the Liquid-Air Suit.....	D-6
6	Internal View of the Liquid-Air Backpack.....	D-7
7	The Liquid-Air Backpack Being Latched Onto the Suit Pack Frame...	D-8
8	The Liquid-Cooled Garment (LCG) and the Modified Outer Shell of the Suit Worn With the Dry-Ice Backpack.....	D-9
9	A Test Subject Dons the Modified Two-Piece Suit.....	D-10
10	Front View of the Liquid-Cooled Garment (LCG).....	D-11
11	The Dry-Ice Backpack Being Attached to the Outer Shell.....	D-12
12	Test Subjects and Monitors After Leaving the Locker Room.....	D-13
13	Subjects Walk Downhill During the Test.....	D-14
14	Test Subjects During 5-Minute Rest Period.....	D-15
15	Test Subjects Walk Uphill to Complete their Exercise.....	D-16

LIST OF TABLES

<u>Table</u>		<u>Page</u>
I	Physical Characteristics of Test Subjects and Number of Tests.....	2
II	Physiological Parameters of the Liquid-Air Suit.....	4
III	Physiological Parameters of the Liquid Cooling Garment.....	5

The Liquid-Air System and the Dry-Ice Cooling System:
A Field Test of the Cooling Capabilities of
Two Life-Support-Suit Assemblies

INTRODUCTION

In August 1980, the Navy Clothing and Textile Research Facility (NCTRF) conducted a field evaluation test of the cooling capabilities of two life-support-suit assemblies at the Naval Explosive Ordnance Disposal Technology Center (NAVEODTECHCEN), Indian Head, Maryland. The two assemblies were:

a. A self-contained backpack and suit/helmet ensemble (Figure 1, left), which utilized liquid air to provide breathing air and convective cooling to the body and head.

b. A modified suit and helmet similar to (a) above, which was altered to accommodate liquid-cooled underwear. A dry-ice cooling backpack supplied the chilled coolant to the underwear, which provided conductive cooling to the body and head (Figure 1, right). This backpack was developed by NCTRF to alleviate heat stress with a variety of protective clothing (1).

The test sequence consisted of dressing two test subjects, one in each of the two suit assemblies, and exercising them under moderate to heavy workloads outdoors in the morning. The subjects exchanged suits in the afternoon and repeated the same exercise condition. Six test subjects were used during the testing period. Since the NCTRF dry-ice cooling system (DICS) did not provide an internal breathing supply, the test subjects were forced to breathe through an emergency breathing device similar to a skindiver's mouthpiece. This placed an additional load (psychological) on the subject exercising in this suit.

The results of the testing showed that the DICS was the choice of 74.2% of the subjects for cooling purposes. This report describes the two suit assemblies, the test procedures, and the test results.

SUIT ASSEMBLY DESCRIPTION

Liquid-Air Suit (LAS)

The liquid-air suit (LAS) is a two-piece (upper torso and lower torso) assembly (Figure 2) with a zipper and triple seal around the waist and with detachable sealed boots (Figure 3) and gloves. The helmet, which is also detachable (Figure 4), is fitted with cooling and breathing air-distribution systems and with an emergency breathing mouthpiece connected to outside air by way of suitable check valves and charcoal filters. The upper torso has a built-in frame and harness (Figure 5) to support the liquid-air backpack and quick-disconnect air ducts to route cooling air to the extremities. The liquid-air backpack (Figure 6) is latched onto the suit pack frame when ready for use (Figure 7) and has an integral suit-pack interface gas connector, which functions automatically as the pack is removed or installed. The pack provides cooling and breathing air to the suit and maintains a slight positive pressure in the suit with a relief valve in the torso. Liquid air for the pack is supplied from a fixed-base cryogenic generator.

(1) Audet, Norman F., and Orner, George M., Dry-Ice, Liquid-Pulse-Pump, Portable Cooling System, NCTRF Technical Report No. 131, January 1980.

Dry-Ice Cooling System (DICS)

The helmet and outer shell portion of the suit (Figures 8 and 9) was a modified LAS. The backpack frame and harness and the air ducts were removed, the resultant hole patched, and feed throughs for the liquid lines installed. A commercially available liquid-cooled garment (LCG) (Figure 10) was provided with quick disconnects to attach to the inner side of the shell. This LCG (in the form of long-johns with a hood) provided conductive cooling to the torso and head with a coolant of methanol-water. The coolant was provided by the backpack (Figure 11), which was attached to the outer shell with harness straps. Mating quick disconnects were provided on the outside of the shell and backpack for the coolant supply and return lines.

The pack contained a diaphragm pump to circulate the coolant, a bypass valve to regulate the cooling, suitable check and relief valves, and a combination dry-ice canister and heat exchanger. The canister assembly had an inner and outer wall and bottom between which the coolant flowed and produced heat transfer with the dry ice. The canister had a removable lid with relief valve, burst disc, and gasline. Dry ice was pulverized and compacted in the canister and the lid was reinstalled. Besides providing the cooling medium for the methanol mixture, the gaseous carbon dioxide given off by sublimation of the dry ice drove the coolant pump.

Since this suit assembly did not provide breathing air, the emergency breathing mouthpiece built into the helmet was used. Using this mouthpiece (similar to an aqualung mouthpiece) tended to add extra stress to the subject when exercising in this suit.

TEST DESCRIPTION

The test procedure was to have the suited volunteer perform a typical task or tasks that would be done by explosive ordnance disposal personnel in an emergency condition. (See Table I for the physical characteristics of the test subjects and the number of tests completed.) The tasks suggested by NAVEODTECHCEN personnel were walking distances of 1.4 miles and 1.8 miles. Both walks involved climbing a 150-yard incline. The longer walk (with a steeper incline) was designated as a heavy stress exercise, and the shorter walk a moderate stress exercise. Both walks occurred on blacktop roads and generally in direct sunlight. The ambient temperatures (°F) were generally in the low 80's in the morning tests and the mid 90's in the afternoon tests.

Table I. Physical Characteristics of Test Subjects and Number of Tests

Name	Age	Nude Wt. (kg.)	Height (m)	Body A (m ²)	Number of tests	
					LAS	DICS
R. J.	26	76.09	1.727	1.89	3	3
C. S.	19	60.82	1.803	1.78	2	3
J. B.	31	96.64	1.829	2.18	1	1
J. C.	31	81.48	1.765	1.98	4	4
A. P.	30	80.71	1.829	2.02	1	1
R. B.	31	55.78	1.702	1.64	3	3

The moderate level exercise consisted of departing the locker room when suited up (Figure 12), walking 0.7 miles with the downhill slope at the end (Figure 13), resting 5 minutes (Figure 14), then returning to the locker room. After another 5-minute rest, two laps around the barn, then a short walk through a grassy field with a short climb down and up a grassy slope (Figure 15) completed the exercise. The sequence generally took 1 hour.

The heavy load exercise consisted of departing the locker room, walking 0.8 mile with a steeper uphill incline at the end followed by a 5-minute rest. After resting, the subjects returned by the same route, pausing to walk up and down an 8-foot-high shooting-range tower twice before returning to the locker room. This sequence also lasted 1 hour. Before and after each exercise, a series of questionnaires were completed and blood pressures and weights obtained. The detailed sequence is presented in Appendix A.

Eight days were allotted for tests, with both suits being used in the morning and afternoon. On the last day, the morning and afternoon runs were of a different nature. (In Tables II and III, these tests are designated as "Scenario.") Dummy ordnances were buried in the woods and the subjects were to retrieve them. They dressed outside, operating from a truck. Then they marched through the woods carrying a shovel and ordnance containers to the burial site. After a 5-minute rest, the subjects dug up the devices, packaged them, and returned to the starting point with tools and dummy weapons.

Because liquid air was not available on the first day of the testing, only the DICS was run in the morning and afternoon. On the second day of testing, the morning run with the DICS was aborted because of pack malfunction. The problem was found to be the lid of the heat exchanger canister being insufficiently tightened to maintain internal pressure. All other test runs were completed.

TEST RESULTS

The total number of tests was 15 for the DICS and 14 for the LAS. The scheduling produced a fairly even spread of three tests for each suit under both moderate and heavy workloads and in morning and afternoon heat loads. (See Tables II and III.) With only six test subjects involved (all with different metabolisms) and the limited number of tests, it would be invalid to give a realistic subject weight loss figure. We can say only that, while exercising in the LAS, the subjects lost significantly more weight than under comparable conditions in the DICS. (See Tables II and III.) It can also be seen that the oral temperatures, both overall and during exercise, were lower in the DICS than in the LAS. This is to be expected, since the majority of the heat transfer in the LAS is by evaporative cooling.

Question 11 of Appendix B shows 47.8% of the subjects preferred the DICS (vs 30.4% for the LAS). Meanwhile, 73.9% said the DICS gave the most effective cooling (vs 13.5% for the LAS), and 86.9% stated the DICS gave effective cooling for the longest period (vs 8.7% for the LAS). (See Appendix B, Questions 11a and 11b.) From the comments on the individual questionnaires, it was obvious that, had the subjects not been required to breathe through a mouthpiece when in the DICS, they would have been more partial towards the DICS. The control valve for the DICS backpack did not give the user enough variation between maximum and minimum cooling. Observers noted that, while exercising in the DICS, the subjects tended to leave the valve in the full-open position, rather than search for an intermediate setting.

Table II. Physiological Parameters of the Liquid-Air Suit

Date and Subject's Name	Δ Nude Wt. Kg.	Δ Suited Wt. No Pack Kg.	Δ Oral Temp Overall $^{\circ}$ C	Δ Oral Temp Exercise $^{\circ}$ C	Amount of Liq. Packed Kg	Air Left Kg	Air Used Kg	Time of Testing (Exercise) Min.
<u>AM Moderate W/Load</u>								
8/6/80 C. S.	0.11	0.23*	+0.9	+1.2	5.40	2.19	3.21	64.00
8/8/80 R. J.	0.40	0.29	+1.1	+0.4	6.08	2.57	3.51	67.00
8/13/80 A. P.	0.57	0.23	+0.1	+0.0	6.02	3.04	2.98	60.00
Average	0.36	0.25	+0.7	+0.5	5.83	2.60	3.23	64.00
<u>PM Moderate W/Load</u>								
8/6/80 R. J.	0.45	0.34	+0.6	0.0	5.85	2.28	3.57	67.00
8/8/80 J. B.	1.14	0.23	+0.0	+0.1	6.16	2.79	3.37	66.00
8/13/80 J. C.	0.34	0.22	+0.9	+0.4	6.08	2.85	3.23	60.00
Average	0.64	0.26	+0.5	+0.2	6.03	2.64	3.39	64.00
<u>AM Heavy W/Load</u>								
8/7/80 C. S.	0.23	0.23	+0.8	+1.3	6.41	2.97	3.44	60.00
8/11/80 R. B.	0.68	0.34	+0.8	+0.9	5.76	2.68	3.08	60.00
8/12/80 J. C.	0.68	0.24	+0.1	+0.2	6.37	3.36	3.01	60.00
Average	0.53	0.27	+0.6	+0.8	6.18	3.00	3.18	60.00
<u>PM Heavy W/Load</u>								
8/7/80 R. J.	0.45	0.23	+1.4	+1.3	6.40	3.14	3.26	60.00
8/7/80 J. C.	1.36	0.34	+0.2	+1.0	5.77	2.62	3.15	55.00
8/12/80 R. B.	0.34	0.40*	+0.6	+0.8	6.54	3.21	3.33	55.00
Average	0.72	0.32	+0.7	+1.0	6.24	2.99	3.25	57.00
<u>Scenario</u>								
AM 8/14/80 J.C.	-	-	-	0.0	full	-	-	40.00
PM 8/14/80 R. B.	-	-	+0.5	+0.4	full	-	-	40.00

Δ Difference between starting and finishing weights or temperatures.

* Because of the type of measuring devices at our disposal, Health-O-Matic made by Continental Scale Co., Model 400 ACD, accuracy to 1/4 lb (.12Kg) increments, it was difficult to get a very accurate weighing. Some discrepancy may be seen in the readings on the Δ of nude and clothed weights and the above would account for those erroneous readings.

Table III. Physiological Parameters of the Liquid-Cooling Garment

Date and Subject's Name	Δ Nude Wt. Kg.	Δ Suited Wt. No Pack Kg.	Δ Oral Temp Overall $^{\circ}$ C	Δ Oral Temp Exercise $^{\circ}$ C	Amount of Dry Ice Packed Kg	Amount of Dry Ice Used Kg	Time of Testing (Exercise) Min
<u>AM Moderate W/Load</u>							
8/5/80 R. J.	0.17	0.22*	0.00	-0.20	4.74	.65	61.00
8/8/80 J. B.	0.46	0.01	0.00	-0.20	4.39	1.21	71.00
8/13/80 J. C.	0.28	0.06	-0.40	-0.10	4.35	1.23	64.00
Average	0.30	0.10	-0.10	-0.16	4.49	1.03	66.00
<u>PM Moderate W/Load</u>							
8/5/80 C. S.	0.45	0.00	+0.60	+0.00	4.16	.28	70.00
8/6/80 C. S.	0.31	0.11	+0.60	+0.40	4.51	1.14	65.00
8/8/80 R. J.	0.17	0.00	+0.10	-0.20	4.51	.31	62.00
8/13/80 A. P.	0.37	0.23	-0.20	0.00	4.44	1.24	60.00
Average	0.21	0.08	+0.28	+0.10	4.41	0.74	64.00
<u>AM Heavy W/Load</u>							
8/11/80 J. C.	0.74	0.17	0.00	+0.30	4.71	1.03	70.00
8/7/80 R. J.	0.11	0.00	+0.30	+0.20	4.74	0.43	61.00
8/12/80 R. B.	0.34	0.28	+0.50	+0.40	4.59	2.22	50.00
Average	0.40	0.15	+0.27	+0.30	4.68	1.23	61.00
<u>PM Heavy W/Load</u>							
8/7/80 C. S.	0.11	0.06	+0.60	+0.70	4.67	1.12	60.00
8/11/80 R. B.	0.34	0.00	+0.60	+0.30	4.44	1.70	60.00
8/12/80 J. C.	0.11	0.00	+0.20	+0.50	4.57	1.50	55.00
Average	0.19	0.02	+0.46	+0.50	4.56	1.44	59.00
<u>Scenario</u>							
AM 8/14/80 R. B.	-	-	+0.40	+0.10	Full	1/2 left	43.00
PM 8/14/80 J. C.	-	-	+1.00	+0.10	Full	1/2 left	49.00

* Because of the type of measuring devices at our disposal, Health-O-Matic made by Continental Scale Co., Model 400 ACD, accuracy to 1/4 lb (.12 Kg) increments, it was difficult to get a very accurate weighing. Some discrepancy may be seen in the readings on the Δ of nude and clothed weights and the above would account for those erroneous readings.

With a normal 1-hour test run, there was typically 25% of the dry ice remaining at the completion of the test. For the 1-hour test with the liquid-air system, 46% of the liquid air remained.

CONCLUSIONS

From the comments of the test subjects and the observation of the test monitors, the DICS appears superior to the LAS suit under moderate to heavy workloads. The dry ice required for the liquid-cooled suit is widely available or may be generated from liquid carbon dioxide in bottles or shipboard fire-fighting supplies. The liquid air, on the other hand, is produced only by a large fixed-base cryogenerator and is not commercially available. The simplicity of the DICS overcomes the logistics problem commonly seen with other systems. As shown, the DICS can easily be adapted to existing air-cooled systems or to suit assemblies presently having no cooling capabilities. For adaption to suit systems that require a self-contained breathing supply, commercial breathing assemblies are currently available to supplement the DICS.

APPENDIX A.

TEST PROCEDURES AT NAVEODTEHCEN

Pretest Preparations

LAS

1. Wt. of Suit and Helmet
2. Wet and Weigh Long Underwear
3. Weigh Liquid Air Pack (Full)

DICS

1. Wt. of Suit and Helmet
2. Wt. of Liquid Cooling Garment
3. Cylinder Wt. without Dry Ice
4. Cylinder Wt. with Dry Ice
5. Pack Wt. Only
6. Wt. of Pack and Cylinder with Dry Ice

At the end of the test, these weights were taken again for comparison.

When the test volunteers entered the test preparation room, they were allowed 10 minutes to relax after which the following events took place.

1. Daily questionnaires with questions such as: Time to bed, time arose, illnesses past and present, any recent medications, and how the subjects generally felt that day.
 2. Oral temperature.
 3. Blood pressure.
 4. Nude weight.
 5. Depending on the suit to be worn, the volunteers would put on either the liquid-cooling garment over their own underwear (boxer shorts, tee shirts, socks), or, in the case of the liquid-air suit, the presoaked long underwear.
 6. Another oral temperature was taken.
 7. Volunteers were timed donning their appropriate suits.
 8. Suited weight with helmet but no backpack.
 9. Backpacks were donned.
 10. The entire system was weighed.
 11. Another oral temperature was taken.
 12. The system was started and helmets were donned.
- NOTE: At this point the test officially started.

13. The volunteers were escorted from the air conditioning room to the outside where the monitor recorded:
 - a. How volunteers felt
 - b. Ambient temperature
 - c. Humidity
 - d. Type of day (sunny, overcast, etc.)
14. The test exercise began and the monitor recorded conditions every 5 minutes. The test ran for 1 hour with either a heavy or a moderate workload.
15. After the exercise, the volunteers returned to the building of departure. Again the monitor recorded a, b, c, and d as in #13.
16. Once the subjects were inside the air conditioning room, another total weight was taken.
17. The helmet was removed and another oral temperature was taken.
18. The backpacks were removed and weighed.
19. Another suited weight without backpack was taken.
20. The suits were removed and weighed (time for removal of suit taken).
21. Oral temperature was taken.
22. Underwear was removed and weighed.
23. A final nude weight was taken.
24. A final oral temperature was taken.
25. A final blood pressure was taken.
26. The volunteers were given a comment sheet to fill out.
27. The volunteers were released from the test.

APPENDIX B. Test Subjects' Comments on the Two Cooling Systems

Question	Dry-Ice Cooling System (DICS)	Liquid-Air System (LAS)	Remarks												
1. Number of Tests	15	14													
	Dry Ice - had one mechanical failure. Liquid Air - missed a day because of no liquid air.														
2. Donning Suit	<table border="0"> <tr> <td>Good</td> <td>Fair</td> <td>Poor</td> </tr> <tr> <td>13--86.8%</td> <td>2--13.2%</td> <td>-</td> </tr> </table>	Good	Fair	Poor	13--86.8%	2--13.2%	-	<table border="0"> <tr> <td>Good</td> <td>Fair</td> <td>Poor</td> </tr> <tr> <td>12--85.7%</td> <td>2--14.3%</td> <td>-</td> </tr> </table>	Good	Fair	Poor	12--85.7%	2--14.3%	-	Both complained of fitting at shoulders.
Good	Fair	Poor													
13--86.8%	2--13.2%	-													
Good	Fair	Poor													
12--85.7%	2--14.3%	-													
3. Complete System Fit	<table border="0"> <tr> <td>Good</td> <td>Fair</td> <td>Poor</td> </tr> <tr> <td>10--66.7%</td> <td>4--26.7%</td> <td>1--6.6%</td> </tr> </table>	Good	Fair	Poor	10--66.7%	4--26.7%	1--6.6%	<table border="0"> <tr> <td>Good</td> <td>Fair</td> <td>Poor</td> </tr> <tr> <td>11--78.6%</td> <td>-</td> <td>3--21.4%</td> </tr> </table>	Good	Fair	Poor	11--78.6%	-	3--21.4%	Most common complaint was due to helmet.
Good	Fair	Poor													
10--66.7%	4--26.7%	1--6.6%													
Good	Fair	Poor													
11--78.6%	-	3--21.4%													
4. Fit of Chemical-Agent Protective Clothing	<table border="0"> <tr> <td>Tight</td> <td>Comfortable</td> <td>Loose</td> </tr> <tr> <td>2--14.3%</td> <td>9--64.3%</td> <td>3--21.4%</td> </tr> </table>	Tight	Comfortable	Loose	2--14.3%	9--64.3%	3--21.4%	<table border="0"> <tr> <td>Tight</td> <td>Comfortable</td> <td>Loose</td> </tr> <tr> <td>-</td> <td>11--78.6%</td> <td>3--21.4%</td> </tr> </table>	Tight	Comfortable	Loose	-	11--78.6%	3--21.4%	DICS - helmet tight. LAS - Skin irritation caused by improper fit (too big).
Tight	Comfortable	Loose													
2--14.3%	9--64.3%	3--21.4%													
Tight	Comfortable	Loose													
-	11--78.6%	3--21.4%													
5. Fit of Test Garments	<table border="0"> <tr> <td>Comfortable</td> </tr> <tr> <td>15--100%</td> </tr> </table>	Comfortable	15--100%		Proper fit is important.										
Comfortable															
15--100%															
6. a) Fit of Back-Pack Systems	<table border="0"> <tr> <td>Uncomfortable</td> <td>Comfortable</td> <td>Secure</td> <td>Uncomfortable</td> <td>Comfortable</td> <td>Secure</td> </tr> <tr> <td>1--6.6%</td> <td>13--86.8%</td> <td>1--6.6%</td> <td>-</td> <td>11--78.6%</td> <td>3--21.4%</td> </tr> </table>	Uncomfortable	Comfortable	Secure	Uncomfortable	Comfortable	Secure	1--6.6%	13--86.8%	1--6.6%	-	11--78.6%	3--21.4%		DICS - Proper fit of pack is important. Uncomfortable due to neck ring and helmet hitting back pack. LAS - Subject had to keep adjusting pack from slipping down.
Uncomfortable	Comfortable	Secure	Uncomfortable	Comfortable	Secure										
1--6.6%	13--86.8%	1--6.6%	-	11--78.6%	3--21.4%										
b) BackPack Harness															
1. Securing of Pack to Body	<table border="0"> <tr> <td>Excellent</td> <td>Good</td> <td>Fair</td> </tr> <tr> <td>1--6.6%</td> <td>13--86.8%</td> <td>1--6.6%</td> </tr> </table>	Excellent	Good	Fair	1--6.6%	13--86.8%	1--6.6%	<table border="0"> <tr> <td>Excellent</td> <td>Good</td> <td>Fair</td> </tr> <tr> <td>-</td> <td>10--71.4%</td> <td>4--28.6%</td> </tr> </table>	Excellent	Good	Fair	-	10--71.4%	4--28.6%	LAS - Same as above.
Excellent	Good	Fair													
1--6.6%	13--86.8%	1--6.6%													
Excellent	Good	Fair													
-	10--71.4%	4--28.6%													

APPENDIX B (cont'd)

Question	Dry-Ice Cooling System (DICS)	Liquid-Air System (LAS)	Remarks
2. Comfort to Shoulder, Chest, and Back	<u>Comfortable</u> 14--93.4%	<u>Comfortable</u> 9--69.2%	DICS - Proper fit is important. LAS - Shoulder straps dig in and pack kept slipping, causing a stooped-over position.
c) Weight	<u>Heavy</u> 15--100%	<u>Moderate</u> 8--61.5%	DICS - On scenario the weight did not restrict the mission. LAS - After moderate work, pack felt heavy.
d) Weight Distribution on Body	<u>Good</u> 10--66.7%	<u>Fair</u> 4--26.7%	DICS - Fit important at Helmet-neck-ring area & at shoulder-strap area. LAS - Same comments on pack as before.
7. Entire Cooling of System	<u>Comfortable</u> 15--100%	<u>Too Warm</u> 3--23.1%	DICS - Some felt face, hands and feet got warm. LAS - Suit cool while subjects at rest, but once working they would warm up.
8. See Appendix C			
9. Regulation of Control on Back-Pack (Dry-Ice System only)	<u>Ease</u> 3--21.4%	<u>Very Difficult</u> 7--50%	Sometimes couldn't get control position just right. Once position was found, subjects were OK and, with experience, could find a good control position.

APPENDIX B (cont'd)

Question	Dry-Ice Cooling System (DICS)	Liquid-Air System (LAS)	Remarks								
10. Cooling regulation with the control valve was	<table border="0"> <tr> <td>Good</td> <td>Fair</td> <td>Poor</td> </tr> <tr> <td>12--80.2%</td> <td>2--13.2%</td> <td>1--6.6%</td> </tr> </table>	Good	Fair	Poor	12--80.2%	2--13.2%	1--6.6%	N/A	Same as 9.		
Good	Fair	Poor									
12--80.2%	2--13.2%	1--6.6%									
11. Which system do you prefer?	11 of 23--47.8%	7 of 23--30.5%	Either System 5 of 23--21.7%								
a) Most Effective Cooling?	17 of 23--74.2%	3 of 23--12.9%	3 of 23--12.9%								
b) Effective cooling for longest period?	20 of 23--87.1%	2 of 23--8.6%	1 of 23--4.3%								
12. Would you object to wearing either of these systems if adopted?	<table border="0"> <tr> <td>No</td> <td>Yes</td> </tr> <tr> <td>13</td> <td>2</td> </tr> </table>	No	Yes	13	2	<table border="0"> <tr> <td>No</td> <td>Yes</td> </tr> <tr> <td>11</td> <td>2</td> </tr> </table>	No	Yes	11	2	----
No	Yes										
13	2										
No	Yes										
11	2										

APPENDIX C. Sectional Comparison of the Two Cooling Systems

8. Is there any one section of the cooling system that keeps you cooler or warmer than another?

DRY-ICE COOLING SYSTEM (DICS)

MODERATE WORKLOAD

	AM			PM		
	Avg. Temperature--82°			Avg. Temperature--93.3°		
	Avg. Humidity--71.3%			Avg. Humidity--51.8%		
	Cool	Warm	Comfortable	Cool	Warm	Comfortable
Head		3			1	3
Arms			3	3		1
Torso						
(1) Front	1		2	3		1
(2) Back	1		2	1		3
Legs	1		2	2		2

Comments: Feet, hands, & face were warm at times.

Comments: Face, sweating & warm; Feet and hands stay warm in sun.

HEAVY WORKLOAD

	Avg. Temperature--81°			Avg. Temperature--92.5°		
	Avg. Humidity--75.6%			Avg. Humidity--61.0%		
	Cool	Warm	Comfortable	Cool	Warm	Comfortable
Head		2	2		2	2
Arms	2		2	2		2
Torso						
(1) Front	2		2	2		2
(2) Back	3		1	3		1
Legs	3		1	3		1

Comments: Generally the same as above.

APPENDIX C. (continued)

8. Is there any one section of the cooling system that keeps you cooler or warmer than another?

LIQUID-AIR SYSTEM (LAS)

MODERATE WORKLOAD

	AM			PM		
	Avg. Temperature--82°			Avg. Temperature--93.3°		
	Avg. Humidity--71.3%			Avg. Humidity--51.8%		
	Cool	Warm	Comfortable	Cool	Warm	Comfortable
Head	1		2	1		2
Arms		1	2			3
Torso						
(1) Front		1	2		2	1
(2) Back		1	2		2	1
Legs		2	1		1	2
<u>Comments:</u>	None.			<u>Comments:</u> Feet & fingertips warm, sometimes hot.		

HEAVY WORKLOAD

	Cool	Warm	Comfortable	Cool	Warm	Comfortable
	Avg. Temperature--80.6°			Avg. Temperature--92.5°		
	Avg. Humidity--75.8%			Avg. Humidity--61.3%		
Head	2		2	2		2
Arms		2	2		2	2
Torso						
(1) Front		3	1		3	1
(2) Back		3	1		3	1
Legs		3	1		3	1
<u>Comments:</u>	None.			<u>Comments:</u> Body comfort not uniform at end of test.		

APPENDIX D. ILLUSTRATIONS



Figure 1. A Self-Contained Backpack and Suit/Helmet Ensemble Using Liquid Air (left) and a Modified Suit and Helmet With a Dry-Ice Cooling Backpack (right).




Figure 2. The Two-Piece Liquid-Air Suit.



Figure 3. The Detachable Sealed Boot Worn With the Liquid-Air Suit.



Figure 4. The Detachable Helmet Worn With the Liquid-Air Suit.

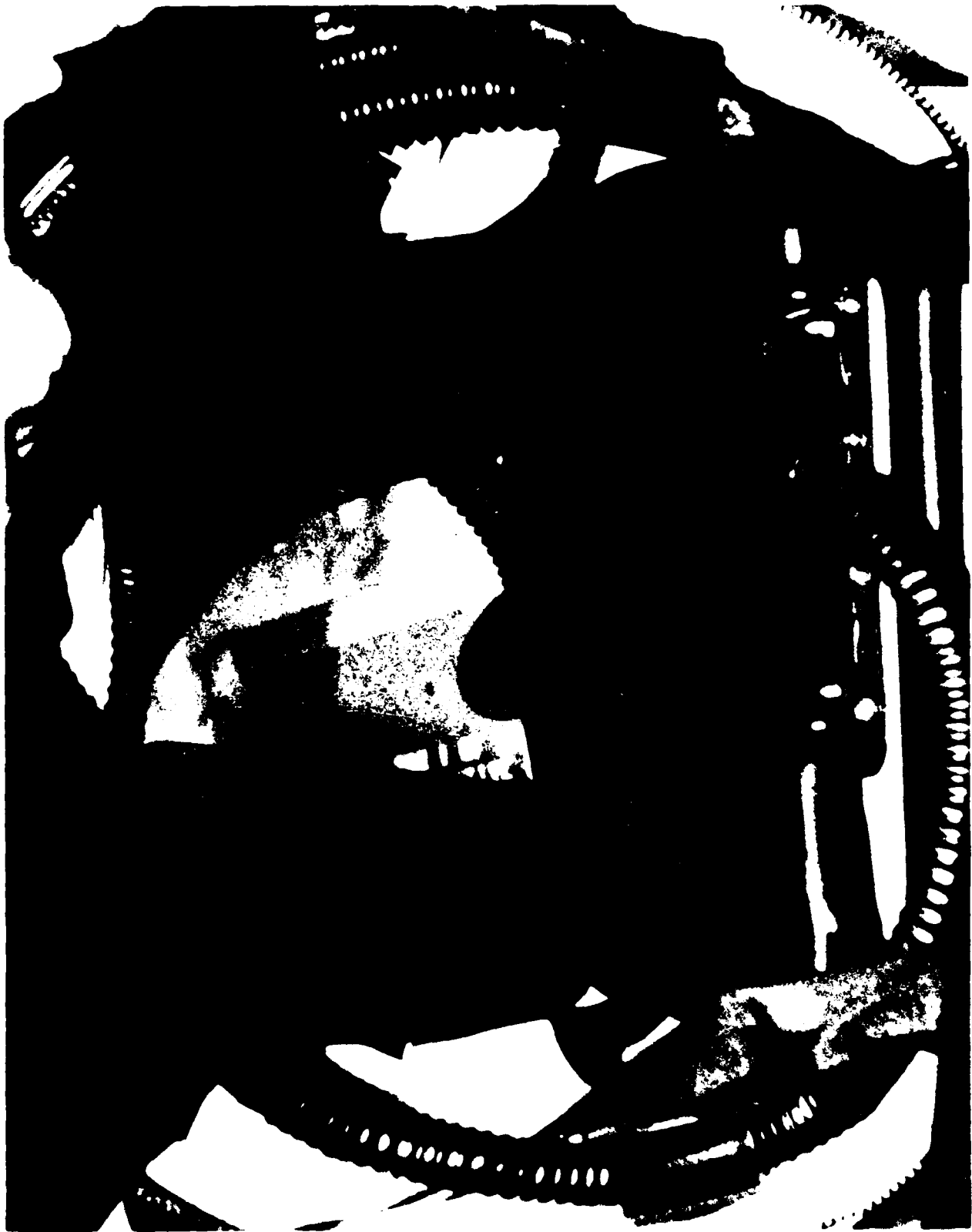


Figure 5. The Frame and Harness Contained in the Upper Torso of the Liquid-Air Suit.




Figure 6. Internal View of the Liquid-Air Backpack.




Figure 7. The Liquid-Air Backpack Being Latched Onto the Suit Pack Frame.



Figure 8. The Liquid-Cooled Garment (LCG) and the Modified Outer Shell of the Suit Worn With the Dry-Ice Backpack.



Figure 9. A Test Subject Dons the Modified Two-Piece Suit.



Figure 10. Front View of the Liquid-Cooled Garment (LCG).



Figure 11. The Dry-Ice Backpack Being Attached to the Outer Shell.



Figure 12. Test Subjects and Monitors After Leaving the Locker Room.



Figure 13. Subjects Walk Downhill During the Test.




Figure 14. Test Subjects During 5-Minute Rest Period.



Figure 15. Test Subjects Walk Uphill to Complete Their Exercise.

E
ED
82