

AD-A121 783

MILITARY MANPOWER STATISTICS, AUGUST, FY-82. (U)  
WASHINGTON HEADQUARTERS SERVICE (DOD) DIR FOR INFO  
OP & RPTS. AUG 82. DIOR/M03-82/11

11)

UNCLASSIFIED

F/G 5/9

N/L


1 OF 1  
AD-A121 783



END  
FILMED  
1-04-85

# 1 OF 1

# AD-A121 783




**THIS REPORT IS UNCLASSIFIED AND  
ITS DISTRIBUTION IS UNLIMITED**



Department of Defense  
**MILITARY MANPOWER STATISTICS**

**AUGUST 1982**



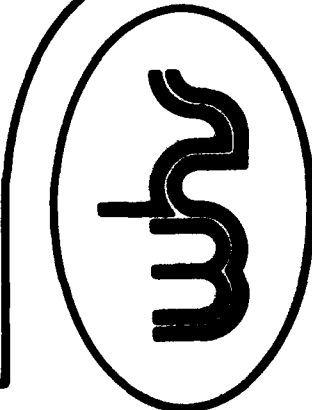


# Department of Defense MILITARY MANPOWER STATISTICS



OSD

MAN-POWER AND REPORTS (DIA) WASHINGTON, D.C.



DIRECTORATE FOR INFORMATION  
OPERATIONS AND REPORTS (DIA)  
THE PENTAGON, WASHINGTON, D.C.

## F O R E W O R D

MILITARY MANPOWER STATISTICS (MMS) is a monthly publication prepared by the Washington Headquarters Services, Directorate for Information Operations and Reports (WHS/DIOR) of the Office of the Secretary of Defense.

The MMS report presents audited statistical data pertaining to military personnel on active duty and personnel in military reserve components, for the current fiscal year on a monthly basis. The March, June, September, and December issues contain quarterly summaries of certain military manpower data as annotated in the Table of Contents. Although these tables are revised quarterly, they are published without changes in two subsequent monthly editions of this publication. The publication is generated from a computerized data base developed and maintained by the Manpower Management Information Division of WHS/DIOR.

The report is approved for public release at cost: distribution unlimited. Requests for additional copies and changes in distribution should be addressed to the Director, Information Operations and Reports, WHS, Room 1C535, The Pentagon, Washington, D.C. 20301.

T A B L E O F C O N T E N T S

<u>Section 1</u>	<u>Active Duty Military Manpower Statistics</u>	<u>Page</u>
Figure 1-1	Department of Defense Active Duty Military Personnel	3
Table P10	Summary of Military Personnel	5
Table P11	Department of Defense Manpower Comparison	6
Table P22.1	Total Active Duty Military Personnel by Service	7
Table P23.1	Active Duty Officer Personnel and Percent of Total Military Personnel by Service	8
Table P23.3	Total Active Duty Military Personnel by Type	9
Table P23.4	Army Active Duty Military Personnel by Type	10
Table P23.5	Navy Active Duty Military Personnel by Type	11
Table P23.6	Marine Corps Active Duty Military Personnel by Type	12
Table P23.7	Air Force Active Duty Military Personnel by Type	13
Table P23.41	Army Active Duty Military Personnel	14
Table P23.51	Navy Active Duty Military Personnel	15
Table P23.61	Marine Corps Active Duty Military Personnel	16
Table P23.71	Air Force Active Duty Military Personnel	17
Table P25.6	Women Military Personnel on Active Duty Officers and Enlisted by Service	18

<u>Section 1</u>	<u>Active Duty Military Manpower Statistics</u>	<u>Page</u>
Table P26.0	Military Personnel on Active Duty by Grade in Which Serving	19
Table P26.02	Female Military Personnel on Active Duty by Grade in Which Serving	20
Table P26.04	Military Personnel on Active Duty by Grade in Which Serving - Regular	21
Table P26.05	Military Personnel on Active Duty by Grade in Which Serving - Reserve	22
Table P27.1	Summary of Enlisted Personnel Procurement	23
Table P27.21	Army Enlisted Personnel Procurement	25
Table P27.22	Navy Enlisted Personnel Procurement	27
Table P27.23	Marine Corps Enlisted Personnel Procurement	29
Table P27.24	Air Force Enlisted Personnel Procurement	31
*Table P29.20-29.34	Reenlistment Rates by Service	33
*Table P309A	Active Duty Military Personnel Strength by Regional Area and by Country	36

\* Prepared quarterly, this table is updated in March, June, September and December.

<u>Section 2</u>	<u>Reserve Military Manpower Statistics</u>	<u>Page</u>
Table R11.0	Reserve Component Strength Summary	43
Table R12.0	Reserve Strength - Officer and Enlisted Not on Active Duty	44
Table R13.0	Ready Reserve and Active Duty Strength Compared to Statutory Limitation	45
Table R14.0	Reserve Component Personnel by Reserve Category Not on Active Duty - Total	46
Table R14.0	Reserve Component Personnel by Reserve Category Not on Active Duty - Officers	47
Table R14.0	Reserve Component Personnel by Reserve Category Not on Active Duty - Enlisted	48
Table R21.0	Reserve Personnel on Active Duty by Component	49
Table R22.0	Reserve Strength on Active Duty	50
Table R23.0	Reserve Personnel by Component and Category Not on Active Duty	51
Table R24.0	Reserve Strength Not on Active Duty	52
Table R26.5	Selected Reserve Strength	53
Glossary of Terms		55

Section 1

ACTIVE DUTY MILITARY MANPOWER STATISTICS\*

\*NOTE: Excluded from all total DOD strength figures for Fiscal Year 1982 in this Section are approximately 22,000 full-time military personnel who are paid from other than active duty military personnel appropriations. This group is funded from appropriations for reserve components and Corps of Engineers civil functions.

# FIGURE 1-1 DEPARTMENT OF DEFENSE ACTIVE DUTY MILITARY PERSONNEL AUGUST 31, 1982

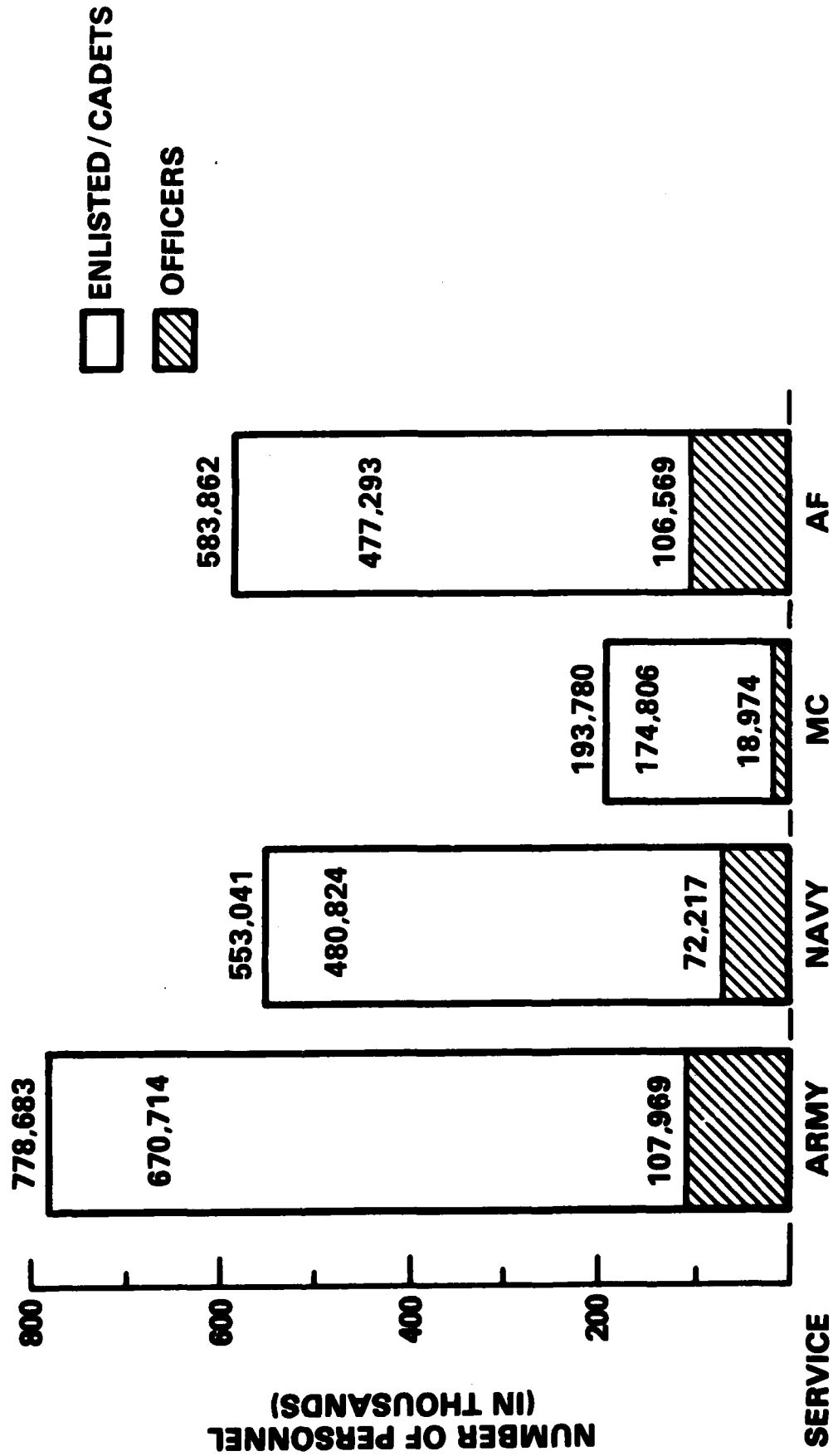


TABLE P10

DEPARTMENT OF DEFENSE  
SUMMARY OF MILITARY PERSONNEL

	TOTAL DOD	ARMY	NAVY	MARINE CORPS	AIR FORCE
1. ACTIVE DUTY MILITARY AS OF 31 AUG 1962					
OFFICER	291,915	103,040	67,553	16,974	102,048
ENLISTED	1,809,637	670,714	480,824	174,606	477,293
ACADEMY CADETS	13,614	4,626	4,664	-	4,524
TOTAL ACTIVE DUTY MILITARY	2,109,366	776,680	553,041	193,780	563,862
2. GUARD AND RESERVES AS OF 31 AUG 1962					
NATIONAL GUARD IN PAID STATUS	515,965	415,567	-	-	100,398
RESERVES IN PAID STATUS	1,722,443	936,589	321,631	93,233	368,990
	450,499	264,672	92,409	39,666	63,752
TOTAL GUARD AND RESERVES IN PAID STATUS	2,238,408	1,354,156	321,631	93,233	469,388
	964,320	666,226	92,409	39,666	164,017
3. OFFICER TRAINING IN COLLEGES A/ AS OF OCTOBER 1961	105,725	72,469	6,511	-	24,761

A/ EXCLUDES 106,113 IN JUNIOR DIVISION, MILITARY  
SCHOOLS AND NATIONAL DEFENSE CADETS CORPS.

TABLE P11  
DOD MANPOWER COMPARISON  
(MILITARY & CIVIL FUNCTIONS)

DATE	TOTAL DOD	ARMY			AIR FORCE			NAVY AND MARINE CORPS			A/ OSD/ JCS	
		MILI- TARY	B/ CIVIL- IAN	TOTAL	MILI- TARY	B/ CIVIL- IAN	TOTAL	NAVY MILI- TARY	MARINE CORPS MILI- TARY	B/ CIVIL- IAN		TOTAL
31 OCT 81	3,088,111	782,809	386,078	1,138,887	573,198	237,124	810,322	542,550	191,522	325,056	1,059,128	79,774
30 NOV 81	3,102,801	784,749	359,213	1,143,962	574,250	239,815	813,065	546,709	191,410	327,401	1,065,520	80,254
31 DEC 81	3,102,086	783,621	360,292	1,143,913	574,459	239,794	814,253	544,713	190,239	328,438	1,063,390	80,539
31 JAN 82	3,112,182	787,363	360,279	1,147,662	576,787	239,720	816,507	548,166	191,480	327,918	1,067,584	80,449
28 FEB 82	3,121,743	790,785	361,486	1,152,253	578,845	241,267	820,112	547,036	192,529	328,766	1,068,390	81,048
31 MAR 82	3,125,126	791,865	365,301	1,157,166	579,503	241,977	821,480	543,703	191,957	329,375	1,065,035	81,445
30 APR 82	3,128,066	789,057	366,798	1,155,845	580,348	242,896	823,244	545,345	191,365	330,426	1,067,136	81,641
31 MAY 82	3,132,216	786,001	370,585	1,156,586	580,790	243,912	824,702	545,967	191,115	331,624	1,068,706	82,242
30 JUN 82	3,153,104	781,728	383,086	1,164,824	583,510	248,816	832,326	549,072	193,406	337,368	1,079,846	76,108
31 JUL 82	3,160,353	779,870	386,652	1,166,522	584,041	249,713	833,754	551,428	194,409	337,901	1,083,738	76,339
31 AUG 82	3,152,615	778,683	381,860	1,160,543	583,862	245,202	829,064	553,041	193,780	333,939	1,080,760	82,448

A/ CIVILIAN PERSONNEL. MILITARY PERSONNEL ASSIGNED TO OSD, OJCS AND OTHER DEFENSE ACTIVITIES ARE REPORTED BY THEIR RESPECTIVE SERVICES.

B/ -TOTAL PAID EMPLOYEES- AS REPORTED OFFICIALLY TO THE OFFICE OF PERSONNEL MANAGEMENT; EXCLUDES OVERSEAS SUPPORT PERSONNEL (INDIRECT HIRE).

TABLE P22.1

DEPARTMENT OF DEFENSE  
TOTAL ACTIVE DUTY MILITARY PERSONNEL BY SERVICE

DATE	TOTAL DOD	ARMY	NAVY	MARINE CORPS	AIR FORCE
OCT 31, 1981	2,090,079	782,809	542,550	191,522	573,198
NOV 30, 1981	2,097,118	784,749	546,709	191,410	574,250
DEC 31, 1981	2,093,032	783,621	544,713	190,239	574,459
JAN 31, 1982	2,103,816	787,363	548,166	191,480	576,787
FEB 28, 1982	2,109,194	790,785	547,035	192,529	578,845
MAR 31, 1982	2,107,028	791,865	543,703	191,957	578,503
APR 30, 1982	2,106,115	789,057	545,345	191,365	580,348
MAY 31, 1982	2,103,873	786,001	545,967	191,115	580,790
JUN 30, 1982	2,107,716	781,728	549,072	193,408	583,510
JUL 31, 1982	2,109,748	779,870	551,428	194,409	584,041
AUG 31, 1982	2,109,366	778,683	553,041	193,780	583,862

TABLE P23.1

DEPARTMENT OF DEFENSE  
ACTIVE DUTY OFFICER PERSONNEL AND PERCENT OF TOTAL MILITARY PERSONNEL, BY SERVICE

DATE	TOTAL DOD		ARMY		NAVY		MARINE CORPS		AIR FORCE	
	NUMBER	%	NUMBER	%	NUMBER	%	NUMBER	%	NUMBER	%
OCT 31, 1981	285,600	13.7	101,734	13.0	65,666	12.1	18,302	9.6	99,898	17.4
NOV 30, 1981	285,006	13.6	101,212	12.9	65,629	12.0	18,153	9.5	100,012	17.4
DEC 31, 1981	285,431	13.6	101,408	12.9	65,586	12.0	18,254	9.6	100,183	17.4
JAN 31, 1982	285,903	13.6	101,626	12.9	65,538	12.0	18,240	9.5	100,499	17.4
FEB 28, 1982	286,261	13.6	101,619	12.9	65,606	12.0	18,451	9.6	100,585	17.4
MAR 31, 1982	286,720	13.6	101,699	12.8	65,805	12.1	18,502	9.6	100,714	17.4
APR 30, 1982	287,348	13.6	101,559	13.1	66,120	12.1	18,638	9.7	101,031	17.4
MAY 31, 1982	290,024	13.8	103,228	13.1	67,067	12.3	18,645	9.8	101,084	17.4
JUN 30, 1982	292,263	13.9	103,758	13.3	67,537	12.3	18,869	9.8	102,089	17.5
JUL 31, 1982	292,069	13.8	103,438	13.3	67,845	12.3	18,751	9.6	102,035	17.5
AUG 31, 1982	291,915	13.8	103,343	13.3	67,553	12.2	18,974	9.8	102,045	17.5

TABLE P23.3

DEPARTMENT OF DEFENSE  
TOTAL ACTIVE DUTY MILITARY PERSONNEL BY TYPE

DATE	OFFICERS	ENLISTED	OFFICER A/ CANDIDATES	TOTAL
GCT 31, 1981	285,600	1,791,174	13,305	2,080,079
NOV 30, 1981	285,006	1,798,856	13,258	2,097,116
DEC 31, 1981	285,431	1,794,406	13,195	2,093,032
JAN 31, 1982	285,903	1,804,849	13,064	2,103,816
FEB 28, 1982	286,261	1,809,928	13,007	2,109,194
MAR 31, 1982	286,720	1,807,388	12,920	2,107,026
APR 30, 1982	287,348	1,808,947	12,820	2,106,115
MAY 31, 1982	290,024	1,803,003	10,846	2,103,873
JUN 30, 1982	292,263	1,804,014	11,439	2,107,716
JUL 31, 1982	292,069	1,805,072	12,607	2,109,748
AUG 31, 1982	291,915	1,803,637	13,814	2,109,366

A/ CONSISTS OF THE FOLLOWING:  
FOR ARMY - CADETS, U. S. MILITARY ACADEMY  
FOR NAVY - MIDSHIPMEN, U. S. NAVAL ACADEMY  
FOR AIR FORCE - CADETS, U. S. AIR FORCE ACADEMY

TABLE P23.4

DEPARTMENT OF DEFENSE  
ARMY ACTIVE DUTY MILITARY PERSONNEL BY TYPE

DATE	OFFICERS	ENLISTED	U. S. MILITARY ACADEMY	CADETS	TOTAL
OCT 31, 1981	101,734	676,712	4,363	782,809	
NOV 30, 1981	101,212	679,202	4,335	784,749	
DEC 31, 1981	101,408	677,900	4,313	783,621	
JAN 31, 1982	101,626	681,482	4,275	787,383	
FEB 28, 1982	101,619	684,890	4,276	790,785	
MAR 31, 1982	101,699	685,948	4,218	791,865	
APR 30, 1982	101,559	683,302	4,196	789,057	
MAY 31, 1982	103,228	679,490	3,283	786,001	
JUN 30, 1982	103,758	674,716	3,254	781,728	
JUL 31, 1982	103,438	671,792	4,640	779,870	
AUG 31, 1982	103,343	670,714	4,626	778,683	

TABLE P23.5

DEPARTMENT OF DEFENSE  
NAVY ACTIVE DUTY MILITARY PERSONNEL BY TYPE

DATE	OFFICERS	ENLISTED	MIDSHIPMEN U.S. NAVAL ACADEMY	TOTAL
OCT 31, 1981	65,666	472,328	4,556	542,550
NOV 30, 1981	65,629	476,529	4,551	546,709
DEC 31, 1981	65,596	474,576	4,551	544,713
JAN 31, 1982	65,538	478,078	4,550	548,166
FEB 28, 1982	65,606	476,880	4,549	547,035
MAR 31, 1982	65,805	473,361	4,537	543,703
APR 30, 1982	66,120	474,752	4,473	545,345
MAY 31, 1982	67,067	475,440	3,460	545,967
JUN 30, 1982	67,537	478,038	3,497	549,072
JUL 31, 1982	67,845	480,192	3,391	551,428
AUG 31, 1982	67,553	480,824	4,664	553,041

TABLE P23.6

DEPARTMENT OF DEFENSE  
MARINE CORPS ACTIVE DUTY MILITARY PERSONNEL BY TYPE

DATE	OFFICERS	ENLISTED	TOTAL
OCT 31, 1961	18,302	179,220	191,522
NOV 30, 1961	18,153	179,257	191,410
DEC 31, 1961	18,254	171,985	190,239
JAN 31, 1962	18,240	179,240	191,480
FEB 28, 1962	18,451	174,078	192,529
MAR 31, 1962	18,502	179,456	191,957
APR 30, 1962	18,638	172,727	191,365
MAY 31, 1962	18,645	172,470	191,115
JUN 30, 1962	18,869	174,537	193,406
JUL 31, 1962	18,751	176,658	194,409
AUG 31, 1962	18,974	174,806	193,780

TABLE P23.7

DEPARTMENT OF DEFENSE  
AIR FORCE ACTIVE DUTY MILITARY PERSONNEL BY TYPE

DATE	OFFICERS	ENLISTED	CADETS		TOTAL
			U.S.A.F.	ACADEMY	
GCT 31, 1961	99,898	468,914	4,386		573,198
NOV 30, 1961	100,012	469,868	4,370		574,250
DEC 31, 1961	100,183	469,945	4,331		574,459
JAN 31, 1962	100,499	472,049	4,299		576,767
FEB 28, 1962	100,585	474,078	4,182		578,845
MAR 31, 1962	100,714	474,624	4,165		579,503
APR 30, 1962	101,031	475,166	4,151		580,348
MAY 31, 1962	101,084	475,603	4,103		580,790
JUN 30, 1962	102,099	476,723	4,888		583,510
JUL 31, 1962	102,035	477,430	4,576		584,041
AUG 31, 1962	102,045	477,293	4,524		583,862

TABLE P23.41

DEPARTMENT OF DEFENSE  
ARMY ACTIVE DUTY MILITARY PERSONNEL

REPORTED STRENGTH, AND ADJUSTMENTS TO REPORTED STRENGTH TO DERIVE "DIRECT PROGRAM STRENGTH" CHARGEABLE TO APPROPRIATION "MILITARY PERSONNEL, ARMY"

DATE	REPORTED STRENGTH	ADJUSTMENTS	TOTAL	(LESS) REIMBURSABLES	OFF	ENL	TOTAL	OFFICER	ENLISTED	CADETS USMA
31 OCT 1981	782,809	378	783,187	368	134	781,926	100,988	676,575	4,363	
30 NOV 1981	784,749	378	785,127	355	131	783,882	100,479	679,068	4,335	
31 DEC 1981	783,621	374	783,995	349	130	782,766	100,685	677,768	4,313	
31 JAN 1982	787,383	*	787,383	352	133	786,898	101,274	691,349	4,278	
28 FEB 1982	790,765		790,765	362	140	790,283	101,257	684,750	4,276	
31 MAR 1982	781,865		781,865	367	141	781,367	101,342	685,607	4,218	
30 APR 1982	789,067		789,067	358	139	788,560	101,201	683,163	4,196	
31 MAY 1982	786,001		786,001	366	135	785,510	102,872	679,355	3,283	
30 JUN 1982	781,726		781,726	456	254	781,018	103,302	674,462	3,254	
31 JUL 1982	779,670		779,670	457	253	779,160	102,881	671,539	4,640	
31 AUG 1982	778,883		778,883	458	248	777,980	102,888	670,466	4,626	

\* DoDI 1120.6 was changed in December 1981 to exclude the reporting of these personnel (Officer and Enlisted) from the Active Duty totals.

TABLE P23.51

DEPARTMENT OF DEFENSE  
NAVY ACTIVE DUTY MILITARY PERSONNEL

REPORTED STRENGTH, AND ADJUSTMENTS TO REPORTED STRENGTH TO DERIVE "DIRECT PROGRAM STRENGTH" CHARGEABLE TO APPROPRIATION "MILITARY PERSONNEL, NAVY"

DATE	REPORTED STRENGTH	ADJUSTMENTS	TOTAL	OFFICER	ENLISTED	TOTAL	OFFICER	ENLISTED	OFFICER	ENLISTED	OFFICER	CANDIDATES
		(LESS) REIMBURSABLES										
31 OCT 1961	542,550	221	542,771	403	1,215	540,711	65,042	471,113	4,556			
30 NOV 1961	546,709	222	546,931	404	1,198	544,865	65,003	475,331	4,551			
31 DEC 1961	544,713	221	544,934	405	1,212	542,812	64,960	473,301	4,551			
31 JAN 1962	548,166	*	548,166	414	1,232	546,520	65,124	476,846	4,550			
28 FEB 1962	547,036		547,036	412	1,241	545,382	65,194	475,639	4,549			
31 MAR 1962	543,703		543,703	414	1,241	542,048	65,391	472,120	4,537			
30 APR 1962	545,345		545,345	416	1,244	543,685	65,704	473,508	4,473			
31 MAY 1962	545,967		545,967	422	1,253	544,292	66,645	474,167	3,460			
30 JUN 1962	549,072		549,072	422	1,266	547,364	67,115	476,772	3,497			
31 JUL 1962	551,428		551,428	416	1,268	549,742	67,427	478,924	3,391			
31 AUG 1962	553,041		553,041	424	1,082	551,535	67,129	479,742	4,664			

\* DoDI 1120.6 was changed in December 1981 to exclude the reporting of these personnel (Officer and Enlisted) from the Active Duty totals.

TABLE P29.61

DEPARTMENT OF DEFENSE  
MARINE CORPS ACTIVE DUTY MILITARY PERSONNEL

REPORTED STRENGTH, AND ADJUSTMENTS TO REPORTED STRENGTH TO DERIVE "DIRECT PROGRAM STRENGTH" CHARGEABLE TO APPROPRIATION "MILITARY PERSONNEL, MARINE CORPS"

DATE	REPORTED STRENGTH	(LESS) REIMBURSABLES	OFFICER	ENLISTED	TOTAL	OFFICER	ENLISTED	OFFICER CANDIDATES
31 OCT 1961	191,522		24	1	191,392	18,173	173,219	-
30 NOV 1961	191,410	105	26	31	191,248	18,022	173,226	-
31 DEC 1961	190,239	104	26	30	190,079	18,124	171,955	-
31 JAN 1962	191,460	*	26	26	191,426	18,214	173,212	-
28 FEB 1962	192,529		26	25	192,476	18,423	174,053	-
31 MAR 1962	191,957		26	25	191,904	18,474	173,430	-
30 APR 1962	191,365		27	25	191,313	18,611	172,702	-
31 MAY 1962	191,115		27	25	191,063	18,616	172,445	-
30 JUN 1962	193,406		26	16	193,362	18,843	174,519	-
31 JUL 1962	184,408		26	17	194,366	18,725	175,641	-
31 AUG 1962	193,760		26	6	193,746	18,946	174,796	-

\* DoDI 1120.6 was changed in December 1961 to exclude the reporting of these personnel (Officer and Enlisted) from the Active Duty totals.

TABLE P23.71

DEPARTMENT OF DEFENSE  
AIR FORCE ACTIVE DUTY MILITARY PERSONNEL

REPORTED STRENGTH, AND ADJUSTMENTS TO REPORTED STRENGTH TO DERIVE "DIRECT PROGRAM STRENGTH" CHARGEABLE TO APPROPRIATION "MILITARY PERSONNEL, AIR FORCE"

DATE	REPORTED STRENGTH	(LESS) REIMBURSABLES	DIRECT PROGRAM STRENGTH CHARGEABLE TO APPROP. "MILITARY PERSONNEL, AIR FORCE"	OFFICER	ENLISTED	TOTAL	OFFICER	ENLISTED	USAFA & AVCADS
31 OCT 1981	573,198	290	572,908			572,908			
30 NOV 1981	574,250	297	573,953			573,953			
31 DEC 1981	574,459	296	574,163			574,163			
31 JAN 1982	576,787	*	576,787			576,787			
28 FEB 1982	578,845		578,845			578,845			
31 MAR 1982	579,503		579,503			579,503			
30 APR 1982	580,348		580,348			580,348			
31 MAY 1982	580,790		580,790			580,790			
30 JUN 1982	583,510		583,510			583,510			
31 JUL 1982	584,041		584,041			584,041			
31 AUG 1982	583,862		583,862			583,862			

\* DoDI 1120.6 was changed in December 1981 to exclude the reporting of these personnel (Officer and Enlisted) from the Active Duty totals.

TABLE P25.6

DEPARTMENT OF DEFENSE  
WOMEN MILITARY PERSONNEL ON ACTIVE DUTY, OFFICERS, AND ENLISTED BY SERVICE

DATE	TOTAL DOD			ARMY			NAVY			MARINE CORPS			AIR FORCE		
	TOTAL	OFF	ENL AND OFF CAND	TOTAL	OFF	ENL	TOTAL	OFF	ENL AND OFF CAND	TOTAL	OFF	ENL	TOTAL	OFF	ENL
31 OCT 81	185,699	23,573	162,326	73,983	8,364	65,619	40,384	5,409	34,945	7,703	495	7,208	63,859	9,305	54,554
30 NOV 81	187,757	23,602	163,955	74,542	8,415	66,127	41,163	5,406	35,757	7,823	520	7,303	64,229	9,461	54,768
31 DEC 81	187,603	23,909	163,694	74,690	8,496	66,194	41,180	5,435	35,745	7,770	517	7,253	64,163	9,461	54,702
28 JAN 82	190,075	24,142	165,933	75,566	8,559	67,007	42,070	5,457	36,613	8,019	540	7,479	64,420	9,586	54,834
28 FEB 82	191,097	24,210	166,887	76,067	8,595	67,472	42,289	5,460	36,829	8,120	540	7,580	64,621	9,615	55,006
31 MAR 82	191,340	24,311	167,029	76,190	8,633	67,557	42,340	5,500	36,840	8,104	540	7,564	64,706	9,638	55,068
30 APR 82	190,386	24,429	165,957	75,232	8,640	66,592	42,348	5,585	36,763	8,077	538	7,539	64,729	9,666	55,063
31 MAY 82	189,523	24,686	164,837	74,773	8,673	65,900	42,512	5,632	36,880	8,035	540	7,495	64,203	9,641	54,562
30 JUN 82	190,263	25,036	165,227	74,199	8,961	65,178	43,011	5,733	37,276	8,294	545	7,749	64,619	9,797	55,022
31 JUL 82	190,057	25,152	164,905	73,666	8,973	64,693	43,214	5,775	37,439	8,262	539	7,723	64,915	9,885	55,030
31 AUG 82	189,446	25,296	164,150	73,191	9,011	64,180	43,147	5,770	37,377	8,343	559	7,784	64,785	9,956	54,809

TABLE P26.0

DEPARTMENT OF DEFENSE  
MILITARY PERSONNEL ON ACTIVE DUTY BY GRADE IN WHICH SERVING A/

AUGUST 31, 1982

RANK/GRADE	TOTAL				MARINE CORPS	AIR FORCE
	DOD	ARMY	NAVY			
GENERAL - ADMIRAL	34	11	9		2	12
LT GENERAL - VICE ADMIRAL	116	45	29		7	35
MAJ GENERAL - REAR ADMIRAL (U)	373	143	85		23	122
BRIG GENERAL - REAR ADMIRAL (L)	528	198	128		33	169
COLONEL - CAPTAIN	14,249	4,561	3,771		595	5,322
LIEUTENANT COL - COMMANDER	32,462	10,764	7,693		1,532	12,473
MAJOR - LT COMMANDER	50,406	16,182	12,695		3,002	18,527
CAPTAIN - LIEUTENANT	93,054	32,605	19,452		4,837	36,160
1ST LIEUTENANT - LIEUTENANT (JG)	43,956	13,229	10,024		4,683	16,020
2ND LIEUTENANT - ENSIGN	38,030	11,123	10,771		2,931	13,205
CHIEF WARRANT OFFICER W-4	2,107	1,504	464		139	-
CHIEF WARRANT OFFICER W-3	5,637	4,235	1,251		151	-
CHIEF WARRANT OFFICER W-2	7,017	5,292	1,181		544	-
WARRANT OFFICER W-1	3,946	3,451	-		495	-
<b>TOTAL OFFICERS</b>	<b>291,915</b>	<b>103,343</b>	<b>67,553</b>		<b>18,974</b>	<b>102,045</b>
E-9	13,454	3,892	3,564		1,252	4,746
E-8	35,382	13,795	8,697		3,312	9,578
E-7	121,345	47,832	30,375		8,743	34,395
E-6	216,813	79,312	68,911		15,176	53,414
E-5	337,382	118,164	90,236		26,550	102,432
E-4	401,107	177,224	87,994		32,434	103,455
E-3	387,604	122,937	104,687		42,533	117,447
E-2	154,769	50,489	48,703		26,905	28,672
E-1	135,781	57,069	37,657		17,901	23,154
<b>TOTAL ENLISTED</b>	<b>1,803,637</b>	<b>670,714</b>	<b>480,824</b>		<b>174,806</b>	<b>477,293</b>
<b>CADETS &amp; MIDSHIPMEN</b>	<b>13,814</b>	<b>4,626</b>	<b>4,664</b>		<b>-</b>	<b>4,524</b>
<b>GRAND TOTAL</b>	<b>2,109,366</b>	<b>778,683</b>	<b>553,041</b>		<b>193,780</b>	<b>583,862</b>

A/ INCLUDES REIMBURSABLE ACTIVE DUTY  
MILITARY PAY STRENGTHS

TABLE P26.02

DEPARTMENT OF DEFENSE  
 FEMALE MILITARY PERSONNEL ON ACTIVE DUTY BY GRADE IN WHICH SERVING A/  
 AUGUST 31, 1982

RANK/GRADE	TOTAL DOD	ARMY	NAVY	MARINE CORPS	AIR FORCE
GENERAL - ADMIRAL	-	-	-	-	-
LT GENERAL - VICE ADMIRAL	-	-	-	-	-
MAJ GENERAL - REAR ADMIRAL (U)	-	-	-	-	-
BRIG GENERAL - REAR ADMIRAL (L)	6	2	2	-	2
COLONEL - CAPTAIN	248	84	84	5	75
LIEUTENANT COL - COMMANDER	944	293	287	30	334
MAJOR - LT COMMANDER	2,610	913	893	59	745
CAPTAIN - LIEUTENANT	9,925	3,766	2,181	123	3,855
1ST LIEUTENANT - LIEUTENANT (JG)	6,437	2,008	1,188	173	3,068
2ND LIEUTENANT - ENSIGN	4,925	1,786	1,118	144	1,877
CHIEF WARRANT OFFICER W-4	7	1	3	3	-
CHIEF WARRANT OFFICER W-3	18	8	6	4	-
CHIEF WARRANT OFFICER W-2	106	85	8	13	-
WARRANT OFFICER W-1	70	65	-	5	-
<b>TOTAL OFFICERS</b>	<b>25,296</b>	<b>9,011</b>	<b>5,770</b>	<b>559</b>	<b>9,956</b>
E-9	44	19	5	6	14
E-8	194	103	35	24	32
E-7	1,357	772	269	124	192
E-6	7,166	3,357	2,238	383	1,188
E-5	30,415	11,738	6,626	1,527	10,524
E-4	50,658	21,665	8,614	1,961	18,418
E-3	46,464	15,029	12,046	1,797	17,592
E-2	15,824	6,317	4,684	1,348	3,476
E-1	11,198	5,180	2,553	614	2,851
<b>TOTAL ENLISTED</b>	<b>163,320</b>	<b>64,180</b>	<b>37,070</b>	<b>7,784</b>	<b>54,286</b>
CADETS & MIDSHIPMEN	1,284	454	307	-	523
<b>GRAND TOTAL</b>	<b>189,900</b>	<b>73,645</b>	<b>43,147</b>	<b>8,343</b>	<b>64,765</b>

A/ INCLUDES REIMBURSABLE ACTIVE DUTY  
 MILITARY PAY STRENGTHS

TABLE P28.04  
DEPARTMENT OF DEFENSE  
MILITARY PERSONNEL ON ACTIVE DUTY BY GRADE IN WHICH SERVING

REGULAR A/

AUGUST 31, 1962

RANK/GRADE	TOTAL DOD	ARMY	NAVY	MARINE CORPS	AIR FORCE
GENERAL - ADMIRAL	34	11	9	2	12
LT GENERAL - VICE ADMIRAL	114	43	29	7	35
MAJ GENERAL - REAR ADMIRAL (U)	370	141	85	22	122
BRIG GENERAL - REAR ADMIRAL (L)	526	197	127	33	169
COLONEL - CAPTAIN	13,756	4,403	3,636	580	5,135
LIEUTENANT COL - COMMANDER	29,859	9,726	7,009	1,497	11,627
MAJOR - LT COMMANDER	43,152	13,126	10,975	2,941	16,110
CAPTAIN - LIEUTENANT	54,557	12,791	13,641	4,292	23,633
1ST LIEUTENANT - LIEUTENANT (JG)	15,136	5,065	5,063	2,475	2,515
2ND LIEUTENANT - ENSIGN	10,461	4,108	3,916	772	1,665
CHIEF WARRANT OFFICER W-4	1,712	1,118	455	139	-
CHIEF WARRANT OFFICER W-3	3,588	2,203	1,238	147	-
CHIEF WARRANT OFFICER W-2	2,626	931	1,151	544	-
WARRANT OFFICER W-1	804	9	-	495	-
<b>TOTAL OFFICERS</b>	<b>176,417</b>	<b>53,872</b>	<b>47,556</b>	<b>13,946</b>	<b>61,043</b>
E-9	13,315	3,890	3,440	1,242	4,743
E-8	35,013	13,790	8,373	3,281	9,569
E-7	119,944	47,817	29,077	8,676	34,374
E-6	213,172	79,304	65,415	15,072	53,361
E-5	331,663	118,155	84,904	26,237	102,367
E-4	394,177	177,201	81,230	32,360	103,386
E-3	371,848	122,912	88,080	42,465	117,391
E-2	144,207	50,474	38,237	26,828	28,668
E-1	125,098	56,985	27,328	17,837	22,948
<b>TOTAL ENLISTED</b>	<b>1,748,437</b>	<b>670,528</b>	<b>427,084</b>	<b>173,998</b>	<b>476,827</b>
<b>REGULAR TOTAL</b>	<b>1,924,854</b>	<b>724,400</b>	<b>474,640</b>	<b>187,944</b>	<b>537,870</b>

A/ REGULAR PLUS RETIRED REGULAR OFFICERS ON ACTIVE DUTY.

TABLE P26.05

DEPARTMENT OF DEFENSE  
MILITARY PERSONNEL ON ACTIVE DUTY BY GRADE IN WHICH SERVING

RESERVE A/

AUGUST 31, 1982

RANK/GRADE	TOTAL DOD	ARMY	NAVY	MARINE CORPS	AIR FORCE
GENERAL - ADMIRAL	-	-	-	-	-
LT GENERAL - VICE ADMIRAL	2	2	-	-	-
MAJ GENERAL - REAR ADMIRAL (U)	3	2	-	-	-
BRIG GENERAL - REAR ADMIRAL (L)	2	1	1	-	-
COLONEL - CAPTAIN	493	158	133	15	187
LIEUTENANT COL - COMMANDER	2,603	1,038	684	35	846
MAJOR - LT COMMANDER	7,254	3,056	1,720	61	2,417
CAPTAIN - LIEUTENANT	38,497	19,814	5,611	545	12,527
1ST LIEUTENANT - LIEUTENANT (JG)	28,818	8,164	4,941	2,208	13,505
2ND LIEUTENANT - ENSIGN	27,549	7,015	6,855	2,159	11,520
CHIEF WARRANT OFFICER W-4	395	386	9	-	-
CHIEF WARRANT OFFICER W-3	2,049	2,032	13	4	-
CHIEF WARRANT OFFICER W-2	4,391	4,361	30	-	-
WARRANT OFFICER W-1	3,442	3,442	-	-	-
<b>TOTAL OFFICERS</b>	<b>115,498</b>	<b>49,471</b>	<b>19,997</b>	<b>5,028</b>	<b>41,002</b>
E-9	139	2	124	10	3
E-8	369	5	324	31	9
E-7	1,401	15	1,298	67	21
E-6	3,641	8	3,496	104	33
E-5	5,719	9	5,332	313	65
E-4	6,930	23	6,764	74	69
E-3	15,756	25	15,607	68	56
E-2	10,562	15	10,466	77	4
E-1	10,683	84	10,329	64	206
<b>TOTAL ENLISTED</b>	<b>55,200</b>	<b>186</b>	<b>53,740</b>	<b>808</b>	<b>466</b>
<b>RESERVE TOTAL</b>	<b>170,698</b>	<b>49,657</b>	<b>73,737</b>	<b>5,836</b>	<b>41,468</b>

A/ INCLUDES RESERVE, NATIONAL GUARD,  
AUS, AND AFUS OFFICERS ON ACTIVE  
DUTY.

TABLE P27.1

DEPARTMENT OF DEFENSE  
SUMMARY OF ENLISTED PERSONNEL PROCUREMENT  
FISCAL YEAR 1982

	OCT 1981	NOV 1981	DEC 1981	JAN 1982	FEB 1982	MAR 1982
TOTAL DEPARTMENT OF DEFENSE	54,440	49,482	38,631	55,500	47,661	43,014
INDUCTIONS	-	-	-	-	-	-
FIRST ENLISTMENTS	29,715	26,019	17,723	26,823	24,974	19,644
IMMEDIATE REENLISTMENTS	18,876	17,829	16,214	22,879	17,846	20,066
OTHER REENLISTMENTS	3,680	3,393	2,265	3,552	3,130	2,173
RESERVES TO ACTIVE DUTY A/	1,969	2,241	629	2,246	1,731	1,109
ARMY	21,293	15,909	17,755	20,034	20,662	19,545
INDUCTIONS	-	-	-	-	-	-
FIRST ENLISTMENTS	12,147	8,812	8,680	10,004	11,333	9,378
IMMEDIATE REENLISTMENTS	7,460	5,977	7,695	8,846	7,898	8,992
OTHER REENLISTMENTS	1,630	1,068	1,347	1,084	1,412	1,109
RESERVES TO ACTIVE DUTY	56	52	33	100	19	66
NAVY	12,583	17,493	5,909	14,483	10,874	7,899
INDUCTIONS	-	-	-	-	-	-
FIRST ENLISTMENTS	6,339	8,450	1,753	6,802	4,249	2,588
IMMEDIATE REENLISTMENTS	3,561	5,364	3,291	4,127	3,979	3,981
OTHER REENLISTMENTS	905	1,564	315	1,480	1,011	367
RESERVES TO ACTIVE DUTY	1,788	2,115	550	2,054	1,635	963
MARINE CORPS	6,624	4,840	3,590	5,997	5,365	4,336
INDUCTIONS	-	-	-	-	-	-
FIRST ENLISTMENTS	4,417	3,052	1,761	3,523	3,296	2,286
IMMEDIATE REENLISTMENTS	1,977	1,401	1,543	1,977	1,689	1,667
OTHER REENLISTMENTS	318	321	247	412	315	302
RESERVES TO ACTIVE DUTY	112	66	39	85	65	71
AIR FORCE	13,740	11,240	11,577	15,006	10,780	11,234
INDUCTIONS	-	-	-	-	-	-
FIRST ENLISTMENTS	6,812	5,705	5,529	6,494	6,096	5,382
IMMEDIATE REENLISTMENTS	5,686	5,087	5,685	7,929	4,280	5,448
OTHER REENLISTMENTS	1,027	440	356	576	392	395
RESERVES TO ACTIVE DUTY	13	8	7	7	12	9

A/ INCLUDES NATIONAL GUARD.

TABLE P27.1

DEPARTMENT OF DEFENSE  
SUMMARY OF ENLISTED PERSONNEL PROCUREMENT  
FISCAL YEAR 1982

	APR 1982	MAY 1982	JUN 1982	JUL 1982	AUG 1982	SEP 1982
TOTAL DEPARTMENT OF DEFENSE	39,266	37,776	45,693	50,751	51,524	
INDUCTIONS	-	-	-	-	-	-
FIRST ENLISTMENTS	18,783	17,931	26,548	30,582	31,562	
IMMEDIATE REENLISTMENTS	16,859	16,241	15,648	15,868	15,868	
OTHER REENLISTMENTS	2,086	1,577	1,326	1,209	1,086	
RESERVES TO ACTIVE DUTY A/	1,540	2,029	2,173	3,071	3,008	
ARMY	14,387	11,953	15,133	19,637	19,607	
INDUCTIONS	-	-	-	-	-	-
FIRST ENLISTMENTS	6,681	5,918	9,490	12,665	13,089	
IMMEDIATE REENLISTMENTS	7,354	5,922	5,540	6,666	6,166	
OTHER REENLISTMENTS	366	103	85	209	254	
RESERVES TO ACTIVE DUTY	16	10	18	77	78	
NAVY	9,693	11,533	10,666	12,336	13,269	
INDUCTIONS	-	-	-	-	-	-
FIRST ENLISTMENTS	4,760	4,632	5,421	6,772	7,662	
IMMEDIATE REENLISTMENTS	2,699	4,122	2,767	2,563	2,616	
OTHER REENLISTMENTS	991	901	559	438	363	
RESERVES TO ACTIVE DUTY	1,443	1,878	1,941	2,565	2,628	
MARINE CORPS	3,837	3,456	6,907	6,090	6,090	
INDUCTIONS	-	-	-	-	-	-
FIRST ENLISTMENTS	2,257	2,262	5,057	4,711	4,711	
IMMEDIATE REENLISTMENTS	1,186	692	930	795	795	
OTHER REENLISTMENTS	326	175	324	350	350	
RESERVES TO ACTIVE DUTY	66	127	196	234	234	
AIR FORCE	11,151	10,636	13,365	12,666	12,558	
INDUCTIONS	-	-	-	-	-	-
FIRST ENLISTMENTS	5,115	5,119	6,580	6,414	6,120	
IMMEDIATE REENLISTMENTS	5,620	5,305	6,409	5,665	6,271	
OTHER REENLISTMENTS	401	398	366	212	99	
RESERVES TO ACTIVE DUTY	15	14	18	195	68	

A/ INCLUDES NATIONAL GUARD.

TABLE P27.21  
 DEPARTMENT OF DEFENSE  
 ARMY ENLISTED PERSONNEL PROCUREMENT  
 FISCAL YEAR 1962

	OCT 1961	NOV 1961	DEC 1961	JAN 1962	FEB 1962	MAR 1962
TOTAL	21,293	15,909	17,755	20,034	20,662	19,545
REGULAR ENL. AND REENL. - TOTAL	21,237	15,857	17,722	19,934	20,643	19,479
FIRST ENLISTMENTS	12,147	8,812	8,680	10,004	11,333	9,376
REENLISTMENTS - TOTAL	9,090	7,045	9,042	9,930	9,310	10,101
IMMEDIATE REENLISTMENTS	7,460	5,977	7,695	8,846	7,898	8,992
FORMER REGULAR	7,418	5,959	7,672	8,833	7,894	8,988
FORMER RESERVE & N.G.	42	18	23	13	4	4
FORMER INDUCTEE	-	-	-	-	-	-
REENL. OTHER THAN IMMEDIATE	1,630	1,068	1,347	1,084	1,412	1,109
WITHIN 2-90 DAYS AFTER SEPARATION	182	114	116	91	107	61
FORMER REGULAR	39	37	29	16	14	9
FORMER RESERVE & N.G.	137	77	79	65	86	49
FORMER INDUCTEE	6	-	10	10	7	3
FORMER OFFICER	-	-	-	-	-	-
OVER 90 DAYS AFTER SEPARATION	1,448	954	1,229	993	1,305	1,048
INDUCTIONS	-	-	-	-	-	-
RESERVES AND N.G. CALLS	56	52	33	100	19	66

TABLE P27.21

DEPARTMENT OF DEFENSE  
ARMY ENLISTED PERSONNEL PROCUREMENT  
FISCAL YEAR 1962

	APR 1962	MAY 1962	JUN 1962	JUL 1962	AUG 1962	SEP 1962
TOTAL	14,367	11,953	15,133	19,637	19,607	
REGULAR ENL. AND REENL. - TOTAL	14,371	11,943	15,115	19,560	19,529	
FIRST ENLISTMENTS	6,661	5,918	9,490	12,685	13,069	
REENLISTMENTS - TOTAL	7,720	6,025	5,625	6,875	6,440	
IMMEDIATE REENLISTMENTS	7,354	5,922	5,540	6,666	6,166	
FORMER REGULAR FORMER RESERVE & N.G. FORMER INDUCTEE	7,347 7 -	5,921 1 -	5,539 1 -	6,665 1 -	6,166 - -	
REENL. OTHER THAN IMMEDIATE	366	103	85	209	254	
WITHIN 2-90 DAYS AFTER SEPARATION	29	6	7	18	41	
FORMER REGULAR FORMER RESERVE & N.G. FORMER INDUCTEE FORMER OFFICER	3 24 2 -	1 5 - -	5 2 - -	4 10 3 1	7 31 2 1	
OVER 90 DAYS AFTER SEPARATION	337	97	78	191	213	
INDUCTIONS	-	-	-	-	-	
RESERVES AND N.G. CALLS	16	10	18	77	78	

TABLE P27.22

DEPARTMENT OF DEFENSE  
NAVY ENLISTED PERSONNEL PROCUREMENT  
FISCAL YEAR 1962

	OCT 1961	NOV 1961	DEC 1961	JAN 1962	FEB 1962	MAR 1962
TOTAL	12,563	17,493	5,909	14,463	10,874	7,899
REGULAR ENL. AND REENL. - TOTAL	10,795	15,378	5,359	12,409	9,239	6,936
FIRST ENLISTMENTS	6,339	6,450	1,753	6,802	4,249	2,566
REENLISTMENTS - TOTAL	4,456	6,928	3,606	5,607	4,990	4,348
IMMEDIATE REENLISTMENTS	3,551	5,364	3,291	4,127	3,979	3,981
FORMER REGULAR	3,446	5,121	3,128	3,859	3,687	3,695
FORMER RESERVE	105	243	163	258	292	266
REENL. OTHER THAN IMMEDIATE	905	1,564	315	1,460	1,011	367
WITHIN 2-90 DAYS AFTER SEPARATION	284	463	109	359	199	64
FORMER REGULAR	284	463	109	359	199	64
FORMER RESERVE	-	-	-	-	-	-
OVER 90 DAYS AFTER SEPARATION	621	1,101	206	1,121	812	303
INDUCTIONS	-	-	-	-	-	-
RESERVES TO ACTIVE DUTY	1,769	2,115	550	2,054	1,635	963
FIRST ENLISTMENTS	163	270	52	202	133	105
REENLISTMENTS	150	169	93	124	136	150
REPORTED TO ACTIVE DUTY	1,475	1,676	405	1,728	1,364	706

TABLE P27.22

DEPARTMENT OF DEFENSE  
NAVY ENLISTED PERSONNEL PROCUREMENT  
FISCAL YEAR 1962

	APR 1962	MAY 1962	JUN 1962	JUL 1962	AUG 1962	SEP 1962
TOTAL	9,699	11,533	10,666	12,336	13,266	
REGULAR ENL. AND REENL. - TOTAL	6,450	9,655	6,747	9,773	10,641	
FIRST ENLISTMENTS	4,760	4,632	5,421	6,772	7,662	
REENLISTMENTS - TOTAL	3,690	5,023	3,326	3,001	2,979	
IMMEDIATE REENLISTMENTS	2,699	4,122	2,767	2,563	2,616	
FORMER REGULAR FORMER RESERVE	2,536 161	3,940 182	2,573 194	2,386 177	2,401 215	
REENL. OTHER THAN IMMEDIATE	991	901	559	438	363	
WITHIN 2-90 DAYS AFTER SEPARATION	161	162	104	70	67	
FORMER REGULAR FORMER RESERVE	161	162	104	70	67	
OVER 90 DAYS AFTER SEPARATION	830	739	455	368	276	
INDUCTIONS	-	-	-	-	-	
RESERVES TO ACTIVE DUTY	1,443	1,676	1,941	2,565	2,626	
FIRST ENLISTMENTS REENLISTMENTS REPORTED TO ACTIVE DUTY	119 1,324	164 1,714	123 1,616	167 2,396	167 2,441	

TABLE P27.23  
 DEPARTMENT OF DEFENSE  
 MARINE CORPS ENLISTED PERSONNEL PROCUREMENT  
 FISCAL YEAR 1962

	OCT 1961	NOV 1961	DEC 1961	JAN 1962	FEB 1962	MAR 1962
TOTAL	6,824	4,840	3,590	5,997	5,365	4,336
REGULAR ENL. AND REENL. - TOTAL	6,712	4,774	3,551	5,912	5,300	4,265
FIRST ENLISTMENTS	4,417	3,052	1,761	3,523	3,296	2,296
REENLISTMENTS - TOTAL	2,295	1,722	1,790	2,389	2,004	1,969
IMMEDIATE REENLISTMENTS	1,977	1,401	1,543	1,977	1,689	1,667
FORMER REGULAR A/ FORMER RESERVE FORMER INDUCTEE	1,940 37 -	1,363 38 -	1,511 32 -	1,940 37 -	1,655 34 -	1,636 31 -
REENL. OTHER THAN IMMEDIATE	318	321	247	412	315	302
WITHIN 2-90 DAYS AFTER SEPARATION	60	68	44	51	42	30
FORMER REGULAR FORMER RESERVE FORMER INDUCTEE	51 9 -	61 7 -	36 7 1	41 10 -	34 6 -	24 6 -
OVER 90 DAYS AFTER SEPARATION B/	258	253	203	361	273	272
INDUCTIONS	-	-	-	-	-	-
RESERVES TO ACTIVE DUTY	112	66	39	65	65	71
FIRST ENLISTMENTS REENLISTMENTS REPORTED TO ACTIVE DUTY	- - 112	- - 66	- - 39	- - 65	- - 65	- - 65

A/ INCLUDES EXTENSIONS FOR WHICH REENLISTMENT BONUS IS PAID.  
 B/ INCLUDES ENLISTMENTS OF FORMER OFFICERS.

TABLE F27.23

DEPARTMENT OF DEFENSE  
MARINE CORPS ENLISTED PERSONNEL PROCUREMENT  
FISCAL YEAR 1962

	APR 1962	MAY 1962	JUN 1962	JUL 1962	AUG 1962	SEP 1962
TOTAL	3,837	3,456	6,507	6,090	6,090	6,090
REGULAR ENL. AND REENL. - TOTAL	3,771	3,329	6,311	5,856	5,856	5,856
FIRST ENLISTMENTS	2,257	2,262	5,057	4,711	4,711	4,711
REENLISTMENTS - TOTAL	1,514	1,067	1,254	1,145	1,145	1,145
IMMEDIATE REENLISTMENTS	1,186	692	930	795	795	795
FORMER REGULAR A/ FORMER RESERVE	1,160	673	908	749	749	749
FORMER INDUCTEE	26	19	24	47	47	47
REENL. OTHER THAN IMMEDIATE	328	175	324	350	350	350
WITHIN 2-90 DAYS AFTER SEPARATION	42	25	39	26	26	26
FORMER REGULAR FORMER RESERVE FORMER INDUCTEE	38 6 1	22 3 -	31 8 -	24 2 -	24 2 -	24 2 -
OVER 90 DAYS AFTER SEPARATION B/	286	150	285	324	324	324
INDUCTIONS	-	-	-	-	-	-
RESERVES TO ACTIVE DUTY	66	127	196	234	234	234
FIRST ENLISTMENTS REENLISTMENTS REPORTED TO ACTIVE DUTY	- 5 61	- 25 102	- - 196	- - 234	- - 234	- - 234

A/ INCLUDES EXTENSIONS FOR WHICH REENLISTMENT BONUS IS PAID.  
B/ INCLUDES ENLISTMENTS OF FORMER OFFICERS.

TABLE P27.24

DEPARTMENT OF DEFENSE  
AIR FORCE ENLISTED PERSONNEL PROCUREMENT  
FISCAL YEAR 1962

	OCT 1961	NOV 1961	DEC 1961	JAN 1962	FEB 1962	MAR 1962
TOTAL	13,740	11,240	11,577	15,006	10,760	11,234
REGULAR ENL. AND REENL. - TOTAL	13,727	11,232	11,570	14,999	10,768	11,225
FIRST ENLISTMENTS	6,812	5,705	5,529	6,494	6,096	5,382
REENLISTMENTS - TOTAL	6,915	5,527	6,041	8,505	4,672	5,843
IMMEDIATE REENLISTMENTS	5,888	5,087	5,685	7,929	4,280	5,448
FORMER REGULAR FORMER RESERVE & N.G.	5,882 6	5,083 4	5,679 6	7,924 5	4,279 1	5,448 -
REENL. OTHER THAN IMMEDIATE	1,027	440	356	576	392	395
WITHIN 2-90 DAYS AFTER SEPARATION	-	-	-	-	-	-
FORMER REGULAR FORMER RESERVE & N.G.	-	-	-	-	-	-
OVER 90 DAYS AFTER SEPARATION A/	1,027	440	356	576	392	395
INDUCTIONS	-	-	-	-	-	-
RESERVES & N.G. TO ACTIVE DUTY	13	8	7	7	12	9

A/ INCLUDES ENLISTMENTS OF FORMER COMMISSIONED AND WARRANT OFFICERS.

TABLE P27.24

DEPARTMENT OF DEFENSE  
AIR FORCE ENLISTED PERSONNEL PROCUREMENT  
FISCAL YEAR 1962

	APR 1962	MAY 1962	JUN 1962	JUL 1962	AUG 1962	SEP 1962
TOTAL	11,151	10,636	13,365	12,686	12,556	
REGULAR ENL. AND REENL. - TOTAL	11,136	10,622	13,347	12,491	12,490	
FIRST ENLISTMENTS	5,115	5,119	6,580	6,414	6,120	
REENLISTMENTS - TOTAL	6,021	5,703	6,767	6,077	6,370	
IMMEDIATE REENLISTMENTS	5,620	5,305	6,409	5,865	6,271	
FORMER REGULAR FORMER RESERVE & N.G.	5,619	5,304	6,406	5,861	6,271	
	1	1	3	4		
REENL. OTHER THAN IMMEDIATE	401	398	358	212	99	
WITHIN 2-90 DAYS AFTER SEPARATION	-	-	-	-	-	-
FORMER REGULAR FORMER RESERVE & N.G.	-	-	-	-	-	-
OVER 90 DAYS AFTER SEPARATION A/	401	398	358	212	99	
INDUCTIONS	-	-	-	-	-	-
RESERVES & N.G. TO ACTIVE DUTY	15	14	16	195	66	

A/ INCLUDES ENLISTMENTS OF FORMER COMMISSIONED AND WARRANT OFFICERS.

TABLE P29.20-29.34

DEPARTMENT OF DEFENSE  
REENLISTMENT RATES BY SERVICE

	A/ "UNADJUSTED" REENLISTMENT RATES FOR FIRST-TERM REGULARS					B/ "ADJUSTED" REENLISTMENT RATES FOR FIRST-TERM REGULARS				
	TOTAL DOD	ARMY	NAVY	MARINE CORPS	AIR FORCE	TOTAL DOD	ARMY	NAVY	MARINE CORPS	AIR FORCE
<b>FY 1979</b>										
ELIGIBLES	171,034	62,909	45,204	21,029	41,892	159,999	59,604	44,309	20,925	35,161
REENLISTMENTS	64,001	27,027	16,949	4,107	15,916	54,369	23,714	17,080	4,010	9,565
REENLISTMENT RATE	37.4%	43.0%	37.5%	19.5%	38.0%	34.0%	39.8%	38.5%	19.2%	27.2%
<b>FY 1980</b>										
ELIGIBLES	165,525	50,288	53,670	19,364	42,203	161,232	52,231	51,976	19,575	37,450
REENLISTMENTS	64,762	25,434	19,721	4,493	15,114	61,610	27,370	19,138	4,672	10,430
REENLISTMENT RATE	39.1%	50.6%	36.7%	23.2%	35.8%	38.2%	52.4%	36.8%	23.9%	27.9%
<b>FY 1981</b>										
ELIGIBLES	161,600	36,762	55,107	23,875	43,856	156,676	43,013	53,563	24,120	37,960
REENLISTMENTS	69,435	21,312	22,966	6,340	16,615	67,709	25,563	22,521	6,630	12,995
REENLISTMENT RATE	43.0%	55.0%	41.7%	26.6%	42.9%	42.7%	59.4%	42.0%	27.5%	34.2%
<b>FY 1982 (9 MOS)</b>										
ELIGIBLES	105,379	25,029	31,790	15,482	33,076	95,496	24,595	30,600	14,532	25,771
REENLISTMENTS	59,725	16,626	17,696	6,174	19,225	50,240	16,194	16,613	5,243	11,990
REENLISTMENT RATE	56.7%	66.4%	55.7%	39.9%	58.1%	52.6%	65.6%	54.3%	36.1%	46.5%

TABLE P29.20-29.34

DEPARTMENT OF DEFENSE  
REENLISTMENT RATES BY SERVICE

	A/ "UNADJUSTED" REENLISTMENT RATES FOR TOTAL REGULARS					B/ "ADJUSTED" REENLISTMENT RATES FOR TOTAL REGULARS					REENLISTMENT RATE ARMY INDUCTEES	
	TOTAL DOD	ARMY	NAVY	MARINE CORPS	AIR FORCE	TOTAL DOD	ARMY	NAVY	MARINE CORPS	AIR FORCE	UN- ADJUSTED	AD- JUSTED
<b>FY 1979</b>												
ELIGIBLES	343,032	144,849	74,818	37,016	86,349	322,679	134,924	73,598	36,668	77,489	-	-
REENLISTMENTS	181,338	81,443	35,367	12,398	52,130	162,994	71,505	35,488	12,047	43,954	-	-
REENLISTMENT RATE	52.9%	56.2%	47.3%	33.5%	60.4%	50.5%	53.0%	48.2%	32.9%	56.7%	-	-
<b>FY 1980</b>												
ELIGIBLES	343,425	133,010	66,251	35,032	89,132	334,952	136,721	83,581	34,928	79,722	-	-
REENLISTMENTS	190,260	82,793	41,556	12,388	53,523	183,494	86,494	40,500	12,237	44,263	-	-
REENLISTMENT RATE	55.4%	62.2%	48.2%	35.4%	60.0%	54.8%	63.3%	48.5%	35.0%	55.5%	-	-
<b>FY 1981</b>												
ELIGIBLES	334,048	116,743	94,303	29,453	93,549	331,979	131,957	90,462	29,070	80,490	-	-
REENLISTMENTS	201,527	77,892	51,519	10,517	61,599	200,987	93,105	49,039	10,182	48,661	-	-
REENLISTMENT RATE	60.3%	66.7%	54.6%	35.7%	65.8%	60.5%	70.6%	54.2%	35.0%	60.5%	-	-
<b>FY 1982 (9 MOS)</b>												
ELIGIBLES	242,147	85,947	62,118	25,093	68,989	222,332	87,423	58,396	23,432	53,081	-	-
REENLISTMENTS	173,579	65,968	42,319	13,641	51,651	154,447	67,444	39,155	11,993	35,655	-	-
REENLISTMENT RATE	71.7%	76.8%	68.1%	54.4%	74.9%	69.5%	77.1%	67.1%	51.2%	67.5%	-	-

TABLE P29.20-29.34

DEPARTMENT OF DEFENSE  
REENLISTMENT RATES BY SERVICE

	A/ "UNADJUSTED" REENLISTMENT RATES FOR CAREER REGULARS					B/ "ADJUSTED" REENLISTMENT RATES FOR CAREER REGULARS				
	TOTAL DOD	ARMY	NAVY	MARINE CORPS	AIR FORCE	TOTAL DOD	ARMY	NAVY	MARINE CORPS	AIR FORCE
<b>FY 1979</b>										
ELIGIBLES	171,998	81,940	29,614	15,987	44,457	162,691	75,320	29,290	15,743	42,338
REENLISTMENTS	117,337	54,416	18,418	8,291	36,212	108,625	47,791	18,408	8,037	34,389
REENLISTMENT RATE	68.2%	66.4%	62.2%	51.9%	81.5%	66.8%	63.5%	62.8%	51.1%	81.2%
<b>FY 1980</b>										
ELIGIBLES	177,900	82,722	32,581	15,668	46,929	173,720	84,490	31,605	15,353	42,272
REENLISTMENTS	125,498	57,359	21,835	7,895	38,409	121,884	59,124	21,362	7,565	33,833
REENLISTMENT RATE	70.5%	69.3%	67.0%	50.4%	81.8%	70.2%	70.0%	67.6%	49.3%	80.0%
<b>FY 1981</b>										
ELIGIBLES	172,448	77,981	39,196	5,578	49,693	173,303	88,944	36,879	4,950	42,530
REENLISTMENTS	132,092	56,580	28,551	4,177	42,784	133,278	67,542	26,518	3,552	35,666
REENLISTMENT RATE	76.6%	72.6%	72.8%	74.9%	86.1%	76.9%	75.9%	71.9%	71.8%	83.9%
<b>FY 1982 (9 MOS)</b>										
ELIGIBLES	136,768	60,918	30,328	9,611	35,911	126,834	62,828	27,796	8,900	27,310
REENLISTMENTS	113,854	49,340	24,621	7,467	32,426	104,207	51,250	22,342	6,750	23,865
REENLISTMENT RATE	83.2%	81.0%	81.2%	77.7%	90.3%	82.2%	81.6%	80.4%	75.8%	87.4%

A/ "UNADJUSTED REENLISTMENT RATE" - THE RATIO OF TOTAL REENLISTMENTS OCCURRING IN A GIVEN PERIOD TO TOTAL SEPARATIONS ELIGIBLE TO REENLIST IN THE SAME PERIOD, EXPRESSED AS A PERCENTAGE.

B/ "ADJUSTED REENLISTMENT RATE" - THE "UNADJUSTED" RATE ADJUSTED TO EXCLUDE THE EFFECTS OF: (1) EARLY SEPARATIONS FOR IMMEDIATE REENLISTMENTS AND (2) OTHER EARLY DISCHARGES OF ELIGIBLES UNDER EARLY RELEASE PROGRAMS.

TABLE P309A

DEPARTMENT OF DEFENSE  
ACTIVE DUTY MILITARY PERSONNEL STRENGTHS BY REGIONAL AREA AND BY COUNTRY

JUNE 30, 1962

REGIONAL AREA/COUNTRY	TOTAL	ARMY	AIR FORCE	NAVY	MARINE CORPS
TOTAL WORLDWIDE	2,107,716	781,728	583,510	549,072	193,406
ASHORE	1,676,299	781,728	583,510	326,691	167,170
AFLTAT	229,417	-	-	223,161	6,236
U.S. TERRITORY AND SPECIAL LOCATIONS	1,596,937	521,812	466,644	448,667	159,794
CONTINENTAL U.S.	1,270,432	462,506	416,726	248,636	140,565
ALASKA	20,955	6,014	11,229	1,526	184
HAWAII	45,796	17,472	6,361	11,692	10,051
AMERICAN SAMOA	1	1	-	-	-
GUAM	6,766	43	3,659	4,531	355
JOHNSTON ATOLL	107	96	9	-	-
MIDWAY ISLANDS	6	-	-	6	-
NORTHERN MARIANA ISLANDS	3	3	-	-	-
PUERTO RICO	3,531	422	47	2,869	173
TRUST TERRITORY OF THE PACIFIC ISLANDS	44	35	4	5	-
VIRGIN ISLANDS OF THE U.S.	17	16	-	1	-
WAKE ISLAND	7	-	7	-	-
TRANSIENTS	90,951	33,202	26,362	22,901	6,466
AFLTAT	156,299	-	-	156,299	-
TOTAL FOREIGN COUNTRIES	510,779	259,916	116,866	100,365	33,612
ASHORE	437,661	259,916	116,866	39,503	27,376
AFLTAT	73,118	-	-	66,662	6,236
(1) WESTERN & SOUTHERN EUROPE	365,045	220,410	60,422	49,847	4,296
AUSTRIA	32	6	3	-	23
BELGIUM*	2,289	1,473	665	123	26
CYPRUS	13	2	1	-	10
DENMARK*	46	4	16	16	9
FINLAND	19	5	2	2	10
FRANCE*	99	41	16	6	34
GERMANY (FED. REPUBLIC & WEST BERLIN)*	249,461	211,546	37,510	301	122
GIBRALTAR	1	-	-	1	-
GREECE*	3,427	522	2,497	393	15
GREENLAND*	314	-	314	-	-
ICELAND*	2,916	2	1,072	1,731	111
IRELAND	6	2	-	-	6
ITALY*	13,116	4,436	4,230	4,208	244
LUXEMBOURG*	6	-	-	-	6
MALTA	1	1	-	-	-
NETHERLANDS*	2,526	781	1,724	15	6
NORWAY*	197	35	116	26	16
PORTUGAL*	1,473	63	1,074	324	12

TABLE P309A

DEPARTMENT OF DEFENSE  
ACTIVE DUTY MILITARY PERSONNEL STRENGTHS BY REGIONAL AREA AND BY COUNTRY

JUNE 30, 1962

REGIONAL AREA/COUNTRY	TOTAL	ARMY	AIR FORCE	NAVY	MARINE CORPS
SPAIN	6,666	28	4,916	3,748	192
SWEDEN	16	1	6	2	6
SWITZERLAND	31	6	4	1	20
TURKEY	5,133	1,246	3,778	89	20
UNITED KINGDOM:	25,294	208	22,472	2,274	340
AFLCOT	39,716	-	-	36,664	3,034
EUROPEAN NATO	(305,321)	(220,359)	(75,466)	(9,509)	(965)
(2) EAST ASIA & PACIFIC	119,312	30,660	33,796	26,490	26,364
AUSTRALIA	660	6	288	354	9
BURMA	11	3	2	-	6
CHINA	16	4	3	2	7
HONG KONG	36	10	4	12	10
INDONESIA	46	11	9	14	12
JAPAN (INCLUDING OKINAWA)	49,665	2,442	14,463	6,103	23,637
MALAYSIA	19	9	2	1	7
NEW ZEALAND	67	2	10	50	3
PHILIPPINES	14,500	52	6,758	5,002	688
REPUBLIC OF KOREA	39,601	26,066	10,207	327	201
SINGAPORE	30	6	2	13	9
THAILAND	97	47	28	9	12
AFLCOT	16,164	-	-	14,603	1,561
(3) AFRICA, NEAR EAST & SOUTH ASIA	17,164	1,564	448	14,822	360
AFGHANISTAN	6	-	-	-	6
ALGERIA	2	2	-	-	-
BAHRAIN	66	2	-	64	-
BANGLADESH	6	2	-	-	4
BRITISH INDIAN OCEAN TERRITORY (INCLUDES DIEGO GARCIA)	1,860	-	4	1,856	-
CAMEROON	6	2	-	-	6
CONGO	6	-	-	-	6
EGYPT	1,191	1,029	107	27	28
ETHIOPIA	7	-	-	-	7
GABON	6	-	-	-	6
GHANA	12	3	-	-	9
INDIA	43	4	6	3	30
ISRAEL	90	40	17	7	26
IVORY COAST	10	4	-	-	6
JORDAN	20	10	4	-	6

TABLE P308A

DEPARTMENT OF DEFENSE  
ACTIVE DUTY MILITARY PERSONNEL STRENGTHS BY REGIONAL AREA AND BY COUNTRY

JUNE 30, 1982

REGIONAL AREA/COUNTRY	TOTAL	ARMY	AIR FORCE	NAVY	MARINE CORPS
KENYA	64	43	4	1	16
KUWAIT	27	17	2	1	7
LEBANON	17	3	-	1	13
LIBERIA	30	18	2	4	6
MADAGASCAR	7	-	-	2	5
MALAWI	2	2	-	-	-
MALI	5	-	-	-	5
MAURITIUS	6	-	-	-	6
MOROCCO	57	28	6	2	19
NEPAL	9	2	-	-	7
NIGER	7	-	-	-	7
NIGERIA	16	2	3	-	11
OMAN	6	2	2	-	2
PAKISTAN	25	5	6	-	15
ST. HELENA (INCLUDES ASCENSION ISLAND)	1	-	1	-	-
SAUDI ARABIA	598	252	261	73	12
SENEGAL	12	-	-	2	10
SEYCHELLES	4	-	4	-	-
SOMALIA	10	6	-	-	4
SOUTH AFRICA	18	2	3	2	11
SRI LANKA	8	-	-	3	5
SUDAN	43	33	2	-	8
SYRIA	11	2	-	-	9
TANZANIA, UNITED REPUBLIC OF	7	-	-	-	7
TUNISIA	29	18	1	1	8
UNITED ARAB EMIRATES	2	-	2	-	-
UPPER VOLTA	6	-	-	-	6
YEMEN (SANA)	21	11	4	-	6
ZAIRE	23	9	5	-	9
ZAMBIA	6	-	-	-	6
AFLOAT	12,773	-	-	12,773	-
(4) WESTERN HEMISPHERE	18,459	7,173	2,082	6,864	2,540
ANTIGUA	111	-	1	110	-
ARGENTINA	20	4	7	2	7
BAHAMAS, THE	52	11	2	34	5
BARBADOS	7	-	-	1	6
BERMUDA	1,351	-	-	1,286	65
BOLIVIA	10	4	7	-	6
BRAZIL	46	11	7	6	22
CANADA	628	16	186	407	10

TABLE P309A

DEPARTMENT OF DEFENSE  
ACTIVE DUTY MILITARY PERSONNEL STRENGTHS BY REGIONAL AREA AND BY COUNTRY  
JUNE 30, 1982

REGIONAL AREA/COUNTRY	TOTAL	ARMY	AIR FORCE	NAVY	MARINE CORPS
CHILE	14	3	1	1	9
COLOMBIA	25	6	5	3	11
COSTA RICA	10	2	-	-	6
CUBA (GUANTANAMO)	2,264	136	-	1,660	468
DOMINICAN REPUBLIC	16	5	2	3	6
ECUADOR	23	6	5	3	7
EL SALVADOR	39	16	1	1	21
GUATEMALA	21	5	1	-	15
GUYANA	3	-	-	-	3
HAITI	11	2	1	-	6
HONDURAS	24	5	9	1	9
JAMAICA	10	-	-	1	9
MEXICO	29	9	6	2	12
NICARAGUA	13	5	1	-	7
PANAMA	9,186	6,907	1,815	330	134
PARAGUAY	11	3	1	-	7
PERU	23	5	7	4	7
SURINAME	2	2	-	-	-
TURKS AND CAICOS ISLANDS	1	-	1	-	-
URUGUAY	13	4	1	1	7
VENEZUELA	31	5	12	6	6
AFLCOT	4,463	-	-	2,622	1,841
(5) ANTARCTICA	74	-	-	74	-
(6) EASTERN EUROPE	168	64	17	5	62
BULGARIA	9	2	2	-	5
CZECHOSLOVAKIA	10	1	2	-	7
GERMAN DEMOCRATIC REPUBLIC	47	41	-	-	6
HUNGARY	10	3	1	-	6
POLAND	14	3	1	-	10
ROMANIA	13	4	1	-	6
UNION OF SOVIET SOCIALIST REPUBLICS	48	7	6	4	31
YUGOSLAVIA	17	3	4	1	9
(7) UNDISTRIBUTED	154	55	99	-	-

NOTE. ABOARD INCLUDES TEMPORARILY SHORE-BASED.

**Section 2**

**RESERVE MILITARY MANPOWER STATISTICS**

TABLE R11.0

DEPARTMENT OF DEFENSE  
RESERVE COMPONENT STRENGTH SUMMARY

AUGUST 31, 1962

TYPE OF DUTY	RESERVES BY RESERVE CATEGORY		
	TOTAL	OFFICER	ENLISTED A/
TOTAL	2,236,406	666,312	1,550,096
READY RESERVE			
NOT ON ACTIVE DUTY	1,352,736	215,562	1,137,164
ACTIVE STATUS	1,342,732	214,915	1,127,817
INACTIVE STATUS B/	10,004	637	9,367
STANDBY RESERVE			
ON ACTIVE STATUS	52,740	46,224	4,516
INACTIVE STATUS	10,769	6,790	3,999
	41,961	41,434	517
RETIRED - RETIRED STATUS	632,932	424,536	408,396

A/ INCLUDES OFFICER CANDIDATES.

B/ INACTIVE NATIONAL GUARD AND REP'S IN NON-PAY STATUS.

SELECTED RESERVE	RESERVES IN "PAID STATUS"		
	PAY GROUP	TOTAL	OFFICER ENLISTED
A, B, C, F, P, T, G	954,320	134,697	619,423
U, AGR*			

\* FULL-TIME ACTIVE DUTY SUPPORT PERSONNEL

**TABLE R12.0**  
**DEPARTMENT OF DEFENSE**  
**RESERVE STRENGTH - OFFICER AND ENLISTED**  
**NOT ON ACTIVE DUTY**

DATE	TOTAL	OFFICERS	ENLISTED A/
31 OCT 1981	2,225,173	667,476	1,537,697
30 NOV 1981	2,213,026	667,527	1,525,501
31 DEC 1981	2,209,695	667,364	1,522,311
31 JAN 1982	2,210,674	666,743	1,523,631
28 FEB 1982	2,210,666	666,073	1,524,593
31 MAR 1982	2,226,766	666,466	1,540,327
30 APR 1982	2,241,202	666,669	1,552,333
31 MAY 1982	2,231,297	669,245	1,542,062
30 JUN 1982	2,240,161	690,247	1,549,914
31 JUL 1982	2,237,626	665,520	1,552,006
31 AUG 1982	2,236,406	666,312	1,550,096

A/ INCLUDES OFFICER CANDIDATES.

TABLE R13.0

DEPARTMENT OF DEFENSE  
READY RESERVE AND ACTIVE DUTY STRENGTH COMPARED TO STATUTORY LIMITATION

AUGUST 31, 1962

	TOTAL	ON ACTIVE DUTY	NOT ON ACTIVE DUTY
STATUTORY READY RESERVE LIMITATION A/	2,900,000		
DIFFERENCE	1,387,433		
READY RESERVE AND ACTIVE DUTY STRENGTH	1,542,567	171,416	1,371,151
COAST GUARD RESERVE	19,139	719	18,419
DOD RESERVE	1,523,434	179,696	1,343,738
ARMY	939,990	49,987	890,003
NATIONAL GUARD B/	416,021	484	415,537
ARMY RESERVE	523,968	49,203	474,765
NAVAL RESERVE	246,042	79,737	172,305
MARINE CORPS RESERVE	89,576	6,636	82,940
AIR FORCE	247,924	41,469	206,455
AIR NATIONAL GUARD C/	100,850	282	100,568
AIR FORCE RESERVE	147,174	41,216	105,958

A/ SECTION 206(B), ARMED FORCES RESERVE ACT OF 1962, AS AMENDED.  
B/ INCLUDES "INACTIVE NATIONAL GUARD" NUMBERING 10,004 AND REP'S NUMBERING 2,007.  
C/ INCLUDES REP'S IN A NON-PAY STATUS NUMBERING 133.

TABLE R14.0

DEPARTMENT OF DEFENSE  
RESERVE COMPONENT PERSONNEL BY RESERVE CATEGORY  
NOT ON ACTIVE DUTY

DATE	TOTAL	READY	STANDBY	RETIRED
01 OCT 1961	2,225,173	1,317,425	60,352	647,396
00 NOV 1961	2,213,026	1,311,274	66,262	649,492
01 DEC 1961	2,209,695	1,309,312	67,170	643,213
31 JAN 1962	2,210,574	1,306,165	67,748	644,669
28 FEB 1962	2,210,666	1,311,662	67,017	641,787
01 MAR 1962	2,226,785	1,330,997	66,931	641,457
00 APR 1962	2,241,202	1,344,295	66,972	640,932
31 MAY 1962	2,231,297	1,334,625	66,362	641,110
00 JUN 1962	2,240,161	1,343,363	64,692	641,686
01 JUL 1962	2,237,528	1,346,751	63,986	635,392
01 AUG 1962	2,236,408	1,352,736	62,740	632,932

TABLE R14.0

DEPARTMENT OF DEFENSE  
RESERVE COMPONENT PERSONNEL BY RESERVE CATEGORY  
NOT ON ACTIVE DUTY

OFFICERS

DATE	TOTAL	READY	STANDBY	RETIRED
01 OCT 1961	667,476	206,817	59,307	427,352
30 NOV 1961	667,627	206,237	51,463	427,927
01 DEC 1961	667,364	206,291	50,716	426,377
01 JAN 1962	666,743	206,547	51,336	428,860
28 FEB 1962	666,073	206,669	50,642	428,742
01 MAR 1962	666,456	209,561	49,782	426,115
00 APR 1962	666,869	210,361	49,367	429,151
31 MAY 1962	669,245	210,762	46,667	429,876
30 JUN 1962	690,247	211,643	46,795	429,809
01 JUL 1962	665,520	212,199	46,786	424,536
01 AUG 1962	666,312	215,552	46,224	424,536

TABLE R14.0  
 DEPARTMENT OF DEFENSE  
 RESERVE COMPONENT PERSONNEL BY RESERVE CATEGORY  
 NOT ON ACTIVE DUTY  
 ENLISTED A/

DATE	TOTAL	READY	STANDBY	RETIRED
01 OCT 1961	1,537,697	1,110,606	7,045	420,044
30 NOV 1961	1,525,501	1,103,037	6,909	415,686
01 DEC 1961	1,522,311	1,101,021	6,454	414,836
01 JAN 1962	1,523,631	1,101,616	6,410	415,609
28 FEB 1962	1,524,593	1,106,193	6,375	413,025
01 MAR 1962	1,540,327	1,121,436	6,549	412,342
30 APR 1962	1,552,333	1,133,937	6,615	411,781
01 MAY 1962	1,542,082	1,124,043	6,475	411,534
30 JUN 1962	1,549,914	1,131,540	6,097	412,277
01 JUL 1962	1,552,006	1,136,552	4,599	410,857
01 AUG 1962	1,550,096	1,137,164	4,516	406,396

A/ INCLUDES OFFICER CANDIDATES.

TABLE R21.0  
 DEPARTMENT OF DEFENSE  
 RESERVE PERSONNEL ON ACTIVE DUTY BY COMPONENT

AUGUST 31, 1962

COMPONENT/PERSONNEL	TOTAL	OFFICER	ENLISTED A/
TOTAL DEPARTMENT OF DEFENSE	170,698	115,498	55,200
ARMY - TOTAL	49,657	49,471	186
NATIONAL GUARD OF THE U. S.	454	420	34
ARMY RESERVE	49,203	49,051	152
NAVAL RESERVE	73,737	19,997	53,740
MARINE CORPS RESERVE	5,636	5,026	608
AIR FORCE - TOTAL	41,468	41,002	466
AIR NATIONAL GUARD OF THE U. S.	252	188	66
AIR FORCE RESERVE	41,216	40,816	400

A/ INCLUDES OFFICER CANDIDATES.

TABLE R22.0  
DEPARTMENT OF DEFENSE  
RESERVE STRENGTH ON ACTIVE DUTY A/

DATE	TOTAL DDD	ARMY			MARINE CORPS RESERVE	AIR FORCE	
		NATIONAL GUARD	ARMY RESERVE	NAVAL RESERVE		AIR NATIONAL GUARD	AIR FORCE RESERVE
31 OCT 1961	171,064	559	53,083	69,053	5,408	287	42,664
30 NOV 1961	172,669	543	53,186	70,084	5,386	266	43,204
31 DEC 1961	172,325	525	53,134	69,911	5,277	260	43,816
31 JAN 1962	172,134	549	53,173	70,565	5,209	255	42,373
28 FEB 1962	169,758	495	51,627	70,434	5,551	254	41,997
31 MAR 1962	166,260	479	49,255	69,575	5,468	249	41,834
30 APR 1962	166,320	457	48,659	70,025	5,393	251	41,605
31 MAY 1962	167,345	438	49,091	70,482	5,433	254	41,647
30 JUN 1962	169,505	442	49,361	71,740	6,066	259	41,607
31 JUL 1962	170,150	440	49,214	72,952	6,852	255	41,427
31 AUG 1962	170,696	454	49,203	73,737	5,836	252	41,216

A/ CONTINUOUS OR EXTENDED ACTIVE DUTY.  
EXCLUDES ACTIVE DUTY FOR RESERVE TRAINING.

TABLE R23.0

DEPARTMENT OF DEFENSE  
RESERVE PERSONNEL BY COMPONENT AND CATEGORY  
NOT ON ACTIVE DUTY

AUGUST 31, 1982

COMPONENT/ PERSONNEL	TOTAL	NAT'L GUARD OF THE U.S. A/	ARMY RESERVE	NAVAL RESERVE	MARINE CORPS RESERVE	AIR B/ NAT'L GUARD OF THE U.S.	AIR FORCE RESERVE
<b>TOTAL</b>	<b>2,298,408</b>	<b>415,567</b>	<b>936,599</b>	<b>321,631</b>	<b>93,233</b>	<b>100,398</b>	<b>368,990</b>
OFFICER	688,312	40,667	299,069	184,418	13,860	12,530	157,568
ENLISTED C/	1,550,096	374,700	639,520	157,213	79,373	87,868	211,422
<b>READY RESERVE</b>	<b>1,352,736</b>	<b>415,567</b>	<b>474,766</b>	<b>172,305</b>	<b>83,742</b>	<b>100,398</b>	<b>105,958</b>
OFFICER	215,552	40,667	92,923	39,439	6,421	12,530	23,372
ENLISTED C/	1,137,184	374,700	381,843	132,866	77,321	87,868	82,586
<b>STANDBY RESERVE</b>	<b>52,740</b>	-	<b>312</b>	<b>17,967</b>	<b>1,626</b>	-	<b>32,815</b>
OFFICER	48,224	-	181	16,775	1,515	-	29,753
ENLISTED	4,516	-	131	1,212	111	-	3,062
<b>ACTIVE STATUS</b>	<b>10,789</b>	-	<b>228</b>	<b>1,212</b>	<b>1,515</b>	-	<b>7,834</b>
OFFICER	6,790	-	97	64	1,406	-	5,203
ENLISTED	3,999	-	131	1,128	109	-	2,631
<b>INACTIVE STATUS</b>	<b>41,951</b>	-	<b>84</b>	<b>16,775</b>	<b>111</b>	-	<b>24,981</b>
OFFICER	41,434	-	84	16,691	109	-	24,550
ENLISTED	517	-	-	84	2	-	431
<b>RETIRED RESERVE</b>	<b>632,932</b>	-	<b>463,511</b>	<b>131,339</b>	<b>7,865</b>	-	<b>230,217</b>
OFFICER	424,536	-	205,965	108,204	5,924	-	104,443
ENLISTED	408,396	-	257,546	23,135	1,941	-	125,774

A/ INCLUDES "INACTIVE NATIONAL GUARD" NUMBERING 10,004 TOTAL, 637 OFFICERS, 9,367 ENLISTED AND RESERVE ENLISTMENT PROGRAM (REPS) IN A NON-PAY STATUS NUMBERING 2,007.

B/ INCLUDES REPS IN A NON-PAY STATUS NUMBERING 133.

C/ INCLUDES OFFICER CANDIDATES.

TABLE R24.0  
DEPARTMENT OF DEFENSE  
RESERVE STRENGTH NOT ON ACTIVE DUTY A/

DATE	TOTAL DOD	ARMY			AIR FORCE		
		B/ NATIONAL GUARD	ARMY RESERVE	NAVAL RESERVE	MARINE CORPS RESERVE	AIR NATIONAL GUARD	AIR FORCE RESERVE
01 OCT 1961	2,225,173	400,760	899,453	333,155	98,363	98,293	395,119
30 NOV 1961	2,213,026	401,690	894,023	331,172	97,593	98,407	389,943
31 DEC 1961	2,209,695	404,257	894,061	327,890	96,675	98,646	388,166
31 JAN 1962	2,210,574	406,825	894,050	328,248	95,753	98,796	386,902
28 FEB 1962	2,210,966	410,022	897,964	326,017	95,760	98,880	382,023
31 MAR 1962	2,226,785	413,674	906,521	323,857	103,924	99,406	381,403
30 APR 1962	2,241,202	416,936	917,605	322,385	104,603	99,579	360,094
31 MAY 1962	2,231,297	418,118	920,026	320,923	92,925	99,674	379,431
30 JUN 1962	2,240,161	416,670	928,822	321,441	92,885	99,863	379,280
01 JUL 1962	2,237,526	415,906	935,133	321,441	93,318	100,103	371,627
31 AUG 1962	2,236,408	415,567	938,589	321,631	93,233	100,386	368,990

A/ INCLUDES RESERVES ON ACTIVE DUTY  
FOR RESERVE TRAINING PURPOSES.  
B/ INCLUDES "INACTIVE" NATIONAL GUARD.

TABLE R26.5

DEPARTMENT OF DEFENSE  
SELECTED RESERVE STRENGTH A/

COMPONENT/ PERSONNEL	OCT 1981	NOV 1981	DEC 1981	JAN 1982	FEB 1982	MAR 1982
TOTAL DOD OFFICERS ENLISTED	906,083 127,714 778,369	908,061 127,790 780,271	913,181 128,615 784,566	918,414 129,207 789,207	924,081 129,561 794,520	933,520 130,530 802,990
ARMY NATIONAL GUARD OFFICERS ENLISTED	389,882 38,451 351,431	391,010 38,400 352,610	393,121 38,464 354,657	395,667 38,489 357,178	399,040 38,437 360,603	402,465 38,473 363,992
ARMY RESERVE OFFICERS ENLISTED	232,404 44,411 187,993	233,398 44,849 188,549	235,722 44,988 190,734	237,318 45,346 191,972	238,977 45,510 193,467	243,093 45,959 197,134
NAVAL RESERVE OFFICERS ENLISTED	86,989 16,328 70,661	86,522 16,138 70,384	87,010 16,477 70,533	87,690 16,711 70,979	88,043 16,911 71,132	88,524 17,098 71,426
MARINE CORPS RESERVE OFFICERS ENLISTED	36,971 2,498 34,473	36,997 2,530 34,467	36,661 2,523 34,138	36,717 2,531 34,186	36,717 2,531 34,186	37,186 2,718 34,468
AIR NATIONAL GUARD OFFICERS ENLISTED	98,167 12,369 85,798	98,287 12,397 85,890	98,507 12,409 86,098	98,659 12,414 86,245	98,736 12,418 86,318	99,224 12,488 86,736
AIR FORCE RESERVE OFFICERS ENLISTED	61,670 13,659 48,011	61,847 13,676 48,171	62,160 13,754 48,406	62,363 13,736 48,627	62,568 13,754 48,814	63,028 13,796 49,232

A/ INCLUDES PAY GROUPS A,B,C,F,P,T,Q,U,AGR (FULL-TIME ACTIVE DUTY SUPPORT PERSONNEL)

TABLE R26.6

DEPARTMENT OF DEFENSE  
SELECTED RESERVE STRENGTH A/

COMPONENT/ PERSONNEL	APR 1962	MAY 1962	JUN 1962	JUL 1962	AUG 1962	SEP 1962
TOTAL DOD OFFICERS ENLISTED	940,416 131,048 809,370	944,861 131,863 812,998	949,326 133,066 816,256	949,326 133,066 816,256	954,320 134,997 819,423	
ARMY NATIONAL GUARD OFFICERS ENLISTED	405,015 38,519 366,496	405,057 38,897 366,160	404,363 38,226 365,157	404,363 38,226 365,157	403,556 40,230 363,326	
ARMY RESERVE OFFICERS ENLISTED	245,586 46,114 199,472	246,829 46,203 202,425	251,793 46,964 204,839	251,793 46,964 204,839	254,672 47,517 207,155	
NAVAL RESERVE OFFICERS ENLISTED	69,313 17,396 71,917	69,607 17,629 72,078	90,529 17,703 72,826	90,529 17,703 72,826	92,409 17,954 74,455	
MARINE CORPS RESERVE OFFICERS ENLISTED	67,716 2,716 35,000	37,660 2,725 34,935	36,731 2,756 36,976	36,731 2,756 36,976	39,666 2,667 36,999	
AIR NATIONAL GUARD OFFICERS ENLISTED	99,416 12,461 86,954	99,716 12,510 87,206	99,651 12,519 87,132	99,651 12,519 87,132	100,265 12,530 87,735	
AIR FORCE RESERVE OFFICERS ENLISTED	63,373 13,842 49,531	63,691 13,899 49,792	64,039 13,910 50,129	64,039 13,910 50,129	63,752 13,799 49,953	

A/ INCLUDES PAY GROUPS A,B,C,F,P,T,G,U,AGR (FULL-TIME ACTIVE DUTY SUPPORT PERSONNEL)

## GLOSSARY OF TERMS

Active Duty. Full-time duty in the active service of a uniformed service, including duty on the active list, full-time training duty, annual training duty, and attendance while in the active service, at a school designated as a service school by law or by the Secretary concerned.

Actual Strength. The number of personnel in, or projected to be in, an organization or account at a specified point in time.

Armed Forces of the United States. Includes the Army, Navy, Air Force, Marine Corps, and Coast Guard, and all components thereof.

Assigned Strength. Actual strength of an entire service, not necessarily equal to combined unit actual strengths since individuals may be assigned but not joined.

Authorized Strength. The total strength authorized by Congress (for internal Service applications only). Authorized strength may be used synonymously with documented strength as defined below.

Cadet or Midshipman Enrolled in the Reserve Officers Training Corps (ROTC) Program. A member of the Senior Reserve Officer Training Corps (SROTC) under 10 U.S.C. 2107 for tuition, fees, books, and laboratory expenses.

Continental United States. Unless otherwise qualified, means the 48 contiguous States and the District of Columbia.

Enlisted Member. A person enlisted, enrolled, or conscripted into the military service.

Enlistment. (1) A voluntary entrance into military service under enlisted status, as distinguished from induction through Selective Service.

(2) A period of time, contractual or prescribed by law, which enlisted members serve between enrollment and discharge.

Officer. A commissioned or warrant officer.

Reserve Components. The Army National Guard of the United States, Army Reserve, Naval Reserve, Marine Corps Reserve, Air National Guard of the United States, Air Force Reserve, Coast Guard Reserve, and the Reserve Corps of the Public Health Service.

Service Academy Cadet or Midshipman. A person in training at one of the service academies to become a commissioned officer.

Transients. All military members who are not available for duty while executing permanent change of station (PCS) orders. Transients shall comprise all military personnel in a travel, proceed, leave enroute, or temporary duty enroute status on PCS orders to execute an accession, separation, training, operational, or rotational move.

Warrant Officer. A person who holds a commission or warrant in a warrant officer grade.

