

AD-A123 089

MILITARY MANPOWER STATISTICS, SEPTEMBER, FY-82. (U)
WASHINGTON HEADQUARTERS SERVICE (DOD) DIR FOR INFO
OP & RPTS. SEP 82. DIOR/MO3-82/12

11

UNCLASSIFIED

F/G 15/5

N/L


1 OF 1
AD-A123 089

[REDACTED]	[REDACTED]	[REDACTED]	[REDACTED]	[REDACTED]	[REDACTED]	[REDACTED]	[REDACTED]	[REDACTED]	[REDACTED]	[REDACTED]	[REDACTED]	[REDACTED]	[REDACTED]	[REDACTED]	[REDACTED]	[REDACTED]	[REDACTED]	[REDACTED]	[REDACTED]
[REDACTED]	[REDACTED]	[REDACTED]	[REDACTED]	[REDACTED]	[REDACTED]	[REDACTED]	[REDACTED]	[REDACTED]	[REDACTED]	[REDACTED]	[REDACTED]	[REDACTED]	[REDACTED]	[REDACTED]	[REDACTED]	[REDACTED]	[REDACTED]	[REDACTED]	[REDACTED]
[REDACTED]	[REDACTED]	[REDACTED]	[REDACTED]	[REDACTED]	[REDACTED]	[REDACTED]	[REDACTED]	[REDACTED]	[REDACTED]	[REDACTED]	[REDACTED]	[REDACTED]	[REDACTED]	[REDACTED]	[REDACTED]	[REDACTED]	[REDACTED]	[REDACTED]	[REDACTED]
[REDACTED]	[REDACTED]	[REDACTED]	[REDACTED]	[REDACTED]	[REDACTED]	[REDACTED]	[REDACTED]	[REDACTED]	[REDACTED]	[REDACTED]	[REDACTED]	[REDACTED]	[REDACTED]	[REDACTED]	[REDACTED]	[REDACTED]	[REDACTED]	[REDACTED]	[REDACTED]

END
FILMED
11 04 85

1 OF 1

AD-A123 089





**THIS REPORT IS UNCLASSIFIED AND
ITS DISTRIBUTION IS UNLIMITED**



Department of Defense MILITARY MANPOWER STATISTICS


SEPTEMBER 1982



DIRECTORATE FOR INFORMATION
OPERATIONS AND REPORTS (DIOR)
THE PENTAGON, WASHINGTON, D.C.

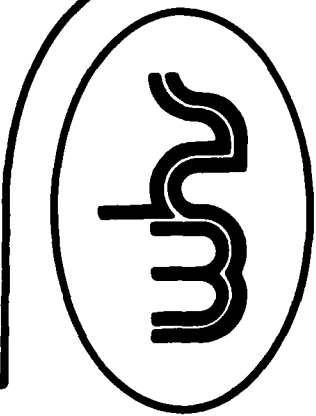


Department of Defense
MILITARY MANPOWER STATISTICS



OSD

MAN-POWER AND SUPPORT SERVICES



DIRECTORATE FOR INFORMATION
 OPERATIONS AND REPORTS (DIOA)
 THE PENTAGON, WASHINGTON, D.C.

F O R E W O R D

MILITARY MANPOWER STATISTICS (MMS) is a monthly publication prepared by the Washington Headquarters Services, Directorate for Information Operations and Reports (WHS/DIOR) of the Office of the Secretary of Defense.

The MMS report presents audited statistical data pertaining to military personnel on active duty and personnel in military reserve components, for the current fiscal year on a monthly basis. The March, June, September, and December issues contain quarterly summaries of certain military manpower data as annotated in the Table of Contents. Although these tables are revised quarterly, they are published without changes in two subsequent monthly editions of this publication. The publication is generated from a computerized data base developed and maintained by the Manpower Management Information Division of WHS/DIOR.

The report is approved for public release at cost: distribution unlimited. Requests for additional copies and changes in distribution should be addressed to the Director, Information Operations and Reports, WHS, Room 1C535, The Pentagon, Washington, D.C. 20301.

T A B L E O F C O N T E N T S

<u>Section 1</u>	<u>Active Duty Military Manpower Statistics</u>	<u>Page</u>
Figure 1-1	Department of Defense Active Duty Military Personnel	3
Table P10	Summary of Military Personnel	5
Table P11	Department of Defense Manpower Comparison	6
Table P22.1	Total Active Duty Military Personnel by Service	7
Table P23.1	Active Duty Officer Personnel and Percent of Total Military Personnel by Service	8
Table P23.3	Total Active Duty Military Personnel by Type	9
Table P23.4	Army Active Duty Military Personnel by Type	10
Table P23.5	Navy Active Duty Military Personnel by Type	11
Table P23.6	Marine Corps Active Duty Military Personnel by Type	12
Table P23.7	Air Force Active Duty Military Personnel by Type	13
Table P23.41	Army Active Duty Military Personnel	14
Table P23.51	Navy Active Duty Military Personnel	15
Table P23.61	Marine Corps Active Duty Military Personnel	16
Table P23.71	Air Force Active Duty Military Personnel	17
Table P25.6	Women Military Personnel on Active Duty Officers and Enlisted by Service	18

<u>Section 1</u>	<u>Active Duty Military Manpower Statistics</u>	<u>Page</u>
Table P26.0	Military Personnel on Active Duty by Grade in Which Serving	19
Table P26.02	Female Military Personnel on Active Duty by Grade in Which Serving	20
Table P26.04	Military Personnel on Active Duty by Grade in Which Serving - Regular	21
Table P26.05	Military Personnel on Active Duty by Grade in Which Serving - Reserve	22
Table P27.1	Summary of Enlisted Personnel Procurement	23
Table P27.21	Army Enlisted Personnel Procurement	25
Table P27.22	Navy Enlisted Personnel Procurement	27
Table P27.23	Marine Corps Enlisted Personnel Procurement	29
Table P27.24	Air Force Enlisted Personnel Procurement	31
*Table P29.20-29.34	Reenlistment Rates by Service	33
*Table P309A	Active Duty Military Personnel Strength by Regional Area and by Country	36

* Prepared quarterly, this table is updated in March, June, September and December.

<u>Section 2</u>	<u>Reserve Military Manpower Statistics</u>	<u>Page</u>
Table R11.0	Reserve Component Strength Summary	43
Table R12.0	Reserve Strength - Officer and Enlisted Not on Active Duty	44
Table R13.0	Ready Reserve and Active Duty Strength Compared to Statutory Limitation	45
Table R14.0	Reserve Component Personnel by Reserve Category Not on Active Duty - Total	46
Table R14.0	Reserve Component Personnel by Reserve Category Not on Active Duty - Officers	47
Table R14.0	Reserve Component Personnel by Reserve Category Not on Active Duty - Enlisted	48
Table R21.0	Reserve Personnel on Active Duty by Component	49
Table R22.0	Reserve Strength on Active Duty	50
Table R23.0	Reserve Personnel by Component and Category Not on Active Duty	51
Table R24.0	Reserve Strength Not on Active Duty	52
Table R26.5	Selected Reserve Strength	53
Glossary of Terms		55

Section 1

ACTIVE DUTY MILITARY MANPOWER STATISTICS*

*NOTE: Excluded from all total DOD strength figures for Fiscal Year 1982 in this Section are approximately 22,000 full-time military personnel who are paid from other than active duty military personnel appropriations. This group is funded from appropriations for reserve components and Corps of Engineers civil functions.

**FIGURE 1-1
DEPARTMENT OF DEFENSE
ACTIVE DUTY MILITARY PERSONNEL
SEPTEMBER 30, 1982**

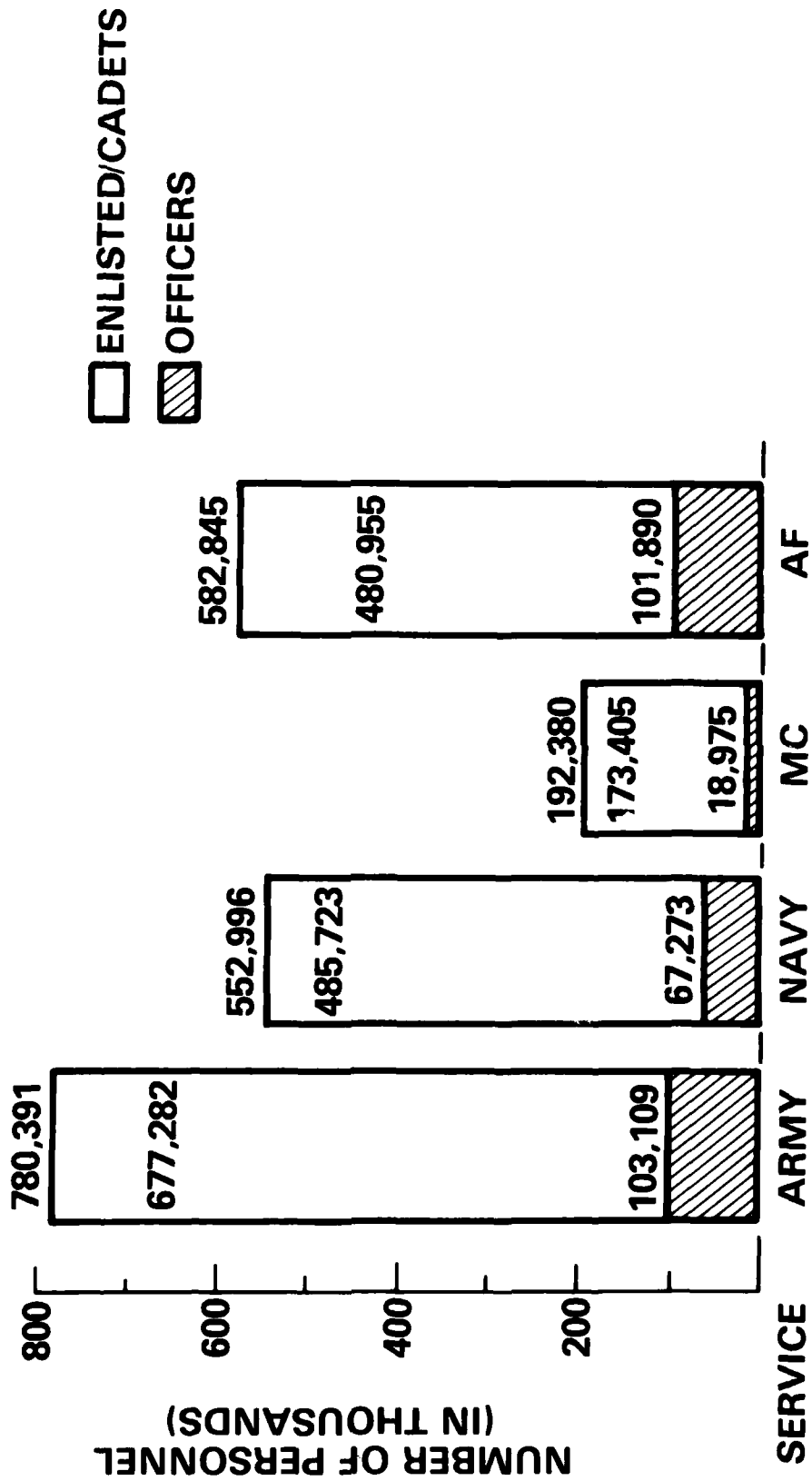


TABLE P10

DEPARTMENT OF DEFENSE
SUMMARY OF MILITARY PERSONNEL

	TOTAL DOD	ARMY	NAVY	MARINE CORPS	AIR FORCE
1. ACTIVE DUTY MILITARY AS OF 30 SEP 1962					
OFFICER	281,247	103,109	67,273	18,975	101,890
ENLISTED	1,803,762	672,699	481,186	173,405	476,472
ACADEMY CADETS	13,603	4,563	4,537	-	4,483
TOTAL ACTIVE DUTY MILITARY	2,108,612	780,391	552,996	192,380	582,845
2. GUARD AND RESERVES AS OF 30 SEP 1962					
NATIONAL GUARD IN PAID STATUS	519,347	418,570	-	-	100,777
RESERVES IN PAID STATUS	1,730,177	940,641	320,659	93,967	374,910
	454,822	256,659	93,719	40,001	64,443
TOTAL GUARD AND RESERVES IN PAID STATUS	2,249,524	1,359,211	320,659	93,967	475,687
	963,037	664,260	93,719	40,001	165,057
3. OFFICER TRAINING IN COLLEGES A/ AS OF OCTOBER 1961	105,725	72,463	8,511	-	24,751

A/ EXCLUDES 186,113 IN JUNIOR DIVISION, MILITARY
SCHOOLS AND NATIONAL DEFENSE CADETS CORPS.

TABLE P11
 DOD MANPOWER COMPARISON
 (MILITARY & CIVIL FUNCTIONS)

DATE	TOTAL DOD	ARMY			AIR FORCE			NAVY AND MARINE CORPS			A/ OSD/ JCS	
		MILI-TARY	B/ CIVIL- IAN	TOTAL	MILI-TARY	B/ CIVIL- IAN	TOTAL	NAVY MILI-TARY	MARINE CORPS MILI-TARY	B/ CIVIL- IAN		TOTAL
30 OCT 81	3,088,111	782,809	356,078	1,138,887	573,198	237,124	810,322	542,550	191,522	325,056	1,059,128	79,774
30 NOV 81	3,102,801	784,749	359,213	1,143,962	574,250	238,815	813,065	546,709	191,410	327,401	1,065,520	80,254
31 DEC 81	3,102,095	783,621	360,292	1,143,913	574,459	239,794	814,253	544,713	190,239	328,438	1,063,390	80,539
31 JAN 82	3,112,182	787,383	360,279	1,147,662	576,787	239,720	816,507	548,166	191,480	327,918	1,067,564	80,449
28 FEB 82	3,121,743	790,785	361,468	1,152,253	578,845	241,267	820,112	547,035	192,529	328,766	1,068,330	81,048
31 MAR 82	3,125,126	791,865	365,301	1,157,166	579,503	241,977	821,480	543,703	191,957	329,375	1,065,035	81,445
30 APR 82	3,128,066	789,057	366,788	1,155,845	580,348	242,896	823,244	545,345	191,365	330,426	1,067,136	81,841
31 MAY 82	3,132,216	786,001	370,565	1,156,566	580,790	243,912	824,702	545,967	191,115	331,624	1,066,706	82,242
30 JUN 82	3,153,104	781,728	383,096	1,164,824	583,510	248,816	832,326	549,072	193,406	337,368	1,079,846	76,108
31 JUL 82	3,160,353	779,870	386,652	1,166,522	584,041	249,713	833,754	551,428	194,409	337,901	1,083,738	76,339
31 AUG 82	3,152,815	778,683	381,860	1,160,543	583,862	249,202	829,064	553,041	193,780	333,939	1,080,760	82,448
30 SEP 82	3,098,245	780,391	356,615	1,137,006	582,845	236,996	819,841	552,996	192,380	314,244	1,059,620	81,778

A/ CIVILIAN PERSONNEL. MILITARY PERSONNEL ASSIGNED TO OSD, OJCS AND OTHER DEFENSE ACTIVITIES ARE REPORTED BY THEIR RESPECTIVE SERVICES.

B/ -TOTAL PAID EMPLOYEES- AS REPORTED OFFICIALLY TO THE OFFICE OF PERSONNEL MANAGEMENT; EXCLUDES OVERSEAS SUPPORT PERSONNEL (INDIRECT HIRE).

TABLE P22.1

DEPARTMENT OF DEFENSE
TOTAL ACTIVE DUTY MILITARY PERSONNEL BY SERVICE

DATE	TOTAL DOD	ARMY	NAVY	MARINE CORPS	AIR FORCE
OCT 31, 1981	2,090,079	782,809	542,550	191,522	573,198
NOV 30, 1981	2,097,118	784,749	546,709	191,410	574,250
DEC 31, 1981	2,093,032	783,621	544,713	190,239	574,459
JAN 31, 1982	2,103,816	787,383	548,166	191,480	576,787
FEB 28, 1982	2,109,194	790,785	547,035	192,529	578,845
MAR 31, 1982	2,107,028	791,865	543,703	191,957	579,503
APR 30, 1982	2,106,115	789,057	545,345	191,365	580,348
MAY 31, 1982	2,103,873	786,001	545,957	191,115	580,790
JUN 30, 1982	2,107,716	781,728	549,072	193,406	583,510
JUL 31, 1982	2,109,748	779,870	551,428	194,409	584,041
AUG 31, 1982	2,109,366	778,683	553,041	193,780	583,862
SEP 30, 1982	2,108,612	780,391	552,996	192,380	582,845

TABLE P23.1

DEPARTMENT OF DEFENSE
ACTIVE DUTY OFFICER PERSONNEL AND PERCENT OF TOTAL MILITARY PERSONNEL, BY SERVICE

DATE	TOTAL DOD		ARMY		NAVY		MARINE CORPS		AIR FORCE	
	NUMBER	%	NUMBER	%	NUMBER	%	NUMBER	%	NUMBER	%
OCT 31, 1981	285,600	13.7	101,734	13.0	65,666	12.1	18,302	9.6	99,898	17.4
NOV 30, 1981	285,006	13.6	101,212	12.9	65,629	12.0	18,153	9.5	100,012	17.4
DEC 31, 1981	285,431	13.6	101,408	12.9	65,586	12.0	18,254	9.6	100,183	17.4
JAN 31, 1982	285,903	13.6	101,626	12.9	65,538	12.0	18,240	9.5	100,499	17.4
FEB 28, 1982	286,261	13.6	101,619	12.9	65,606	12.0	18,451	9.6	100,585	17.4
MAR 31, 1982	236,720	13.6	101,599	12.8	65,805	12.1	18,502	9.6	100,714	17.4
APR 30, 1982	297,348	13.6	101,559	12.9	66,120	12.1	18,638	9.7	101,031	17.4
MAY 31, 1982	290,024	13.8	103,228	13.1	67,067	12.3	18,645	9.8	101,084	17.4
JUN 30, 1982	292,263	13.9	103,758	13.3	67,537	12.3	18,369	9.8	102,099	17.5
JUL 31, 1982	292,069	13.8	103,438	13.3	67,845	12.3	18,751	9.5	102,035	17.5
AUG 31, 1982	291,915	13.8	103,343	13.3	67,553	12.2	18,974	9.8	102,045	17.5
SEP 30, 1982	291,247	13.8	103,109	13.2	67,273	12.2	18,975	9.9	101,890	17.5

TABLE P23.3

DEPARTMENT OF DEFENSE
TOTAL ACTIVE DUTY MILITARY PERSONNEL BY TYPE

DATE	OFFICERS	ENLISTED	OFFICER A/ CANDIDATES	TOTAL
OCT 31, 1981	285,600	1,791,174	13,305	2,090,079
NOV 30, 1981	285,006	1,798,856	13,256	2,097,118
DEC 31, 1981	285,431	1,794,406	13,195	2,093,032
JAN 31, 1982	285,903	1,804,849	13,064	2,103,816
FEB 28, 1982	286,551	1,909,526	13,007	2,109,194
MAR 31, 1982	286,720	1,807,388	12,920	2,107,028
APR 30, 1982	287,345	1,805,947	12,620	2,106,115
MAY 31, 1982	290,024	1,903,003	10,846	2,103,873
JUN 30, 1982	292,263	1,804,014	11,439	2,107,716
JUL 31, 1982	292,066	1,805,072	12,607	2,109,748
AUG 31, 1982	291,915	1,803,537	12,614	2,108,066
SEP 30, 1982	251,247	1,903,752	11,603	2,166,602

A/ CONSISTS OF THE FOLLOWING:
FOR ARMY - CADETS, U. S. MILITARY ACADEMY
FOR NAVY - MIDSHPMEN, U. S. NAVAL ACADEMY
FOR AIR FORCE - CADETS, U. S. AIR FORCE ACADEMY

TABLE P23.4
 DEPARTMENT OF DEFENSE
 ARMY ACTIVE DUTY MILITARY PERSONNEL BY TYPE

DATE	OFFICERS	ENLISTED	U.S. MILITARY ACADEMY	CADETS	TOTAL
OCT 31, 1981	101,734	676,712		4,363	782,809
NOV 30, 1981	101,212	679,202		4,335	784,749
DEC 31, 1981	101,408	677,900		4,313	783,621
JAN 31, 1982	101,626	681,432		4,275	787,383
FEB 28, 1982	101,619	684,890		4,276	790,785
MAR 31, 1982	101,699	685,948		4,218	791,865
APR 30, 1982	101,559	683,302		4,196	789,057
MAY 31, 1982	103,228	679,490		3,263	786,001
JUN 30, 1982	103,758	674,716		3,254	781,728
JUL 31, 1982	103,438	671,792		4,640	779,870
AUG 31, 1982	103,343	670,714		4,626	778,683
SEP 30, 1982	103,109	672,699		4,583	780,391

TABLE P23.5

DEPARTMENT OF DEFENSE
NAVY ACTIVE DUTY MILITARY PERSONNEL BY TYPE

DATE	OFFICERS	ENLISTED	MIDSHIPMEN U.S. NAVAL ACADEMY	TOTAL
OCT 31, 1981	65,666	472,328	4,556	542,550
NOV 30, 1981	65,629	476,529	4,551	546,709
DEC 31, 1981	65,586	474,576	4,551	544,713
JAN 31, 1982	65,528	478,079	4,550	548,156
FEB 29, 1982	65,606	478,880	4,549	547,035
MAR 31, 1982	65,805	473,361	4,537	543,703
APR 30, 1982	66,120	474,752	4,473	545,345
MAY 31, 1982	67,037	475,440	3,460	545,937
JUN 30, 1982	67,537	478,038	3,497	549,072
JUL 31, 1982	67,845	480,192	3,391	551,428
AUG 31, 1982	67,553	480,824	4,664	553,041
SEP 30, 1982	67,273	481,186	4,537	552,996

TABLE P23. 6

DEPARTMENT OF DEFENSE
MARINE CORPS ACTIVE DUTY MILITARY PERSONNEL BY TYPE

DATE	OFFICERS	ENLISTED	TOTAL
OCT 31, 1981	18,302	173,220	191,522
NOV 30, 1981	18,153	173,257	191,410
DEC 31, 1981	18,254	171,985	190,239
JAN 31, 1982	18,240	173,240	191,480
FEB 28, 1982	18,451	174,078	192,529
MAR 31, 1982	18,502	173,455	191,957
APR 30, 1982	18,638	172,727	191,365
MAY 31, 1982	18,645	172,470	191,115
JUN 30, 1982	18,869	174,537	193,406
JUL 31, 1982	18,751	175,658	194,409
AUG 31, 1982	18,974	174,806	193,780
SEP 30, 1982	18,975	173,405	192,380

TABLE P-23.7
 DEPARTMENT OF DEFENSE
 AIR FORCE ACTIVE DUTY MILITARY PERSONNEL BY TYPE

DATE	OFFICERS	ENLISTED	CADETS U.S.A.F. ACADEMY	TOTAL
OCT 31, 1981	99,898	468,914	4,386	573,198
NOV 30, 1981	100,012	469,868	4,370	574,250
DEC 31, 1981	100,183	469,945	4,331	574,459
JAN 31, 1982	100,499	472,049	4,239	576,787
FEB 28, 1982	100,585	474,078	4,182	578,845
MAR 31, 1982	100,714	474,624	4,165	579,503
APR 30, 1982	101,031	475,166	4,151	580,348
MAY 31, 1982	101,084	475,503	4,103	580,790
JUN 30, 1982	102,099	476,723	4,669	583,510
JUL 31, 1982	102,035	477,430	4,576	584,041
AUG 31, 1982	102,045	477,293	4,524	583,862
SEP 30, 1982	101,850	476,472	4,463	582,785

TABLE P23.41

DEPARTMENT OF DEFENSE
ARMY ACTIVE DUTY MILITARY PERSONNEL

REPORTED STRENGTH, AND ADJUSTMENTS TO REPORTED STRENGTH TO DERIVE "DIRECT PROGRAM STRENGTH" CHARGEABLE TO APPROPRIATION "MILITARY PERSONNEL, ARMY"

DATE	REPORTED STRENGTH	ADJUSTMENTS	REIMBURSABLES (LESS)	OFF	ENL	TOTAL	OFFICER	ENLISTED	CADETS USMA
31 OCT 1981	782,809	378	3	368	134	781,926	100,988	676,575	4,363
30 NOV 1981	784,749	378	3	355	131	783,882	100,479	679,068	4,395
31 DEC 1981	783,621	374*	2	349	130	782,766	100,685	677,768	4,313
31 JAN 1982	787,383	374*	*	352	133	786,898	101,274	681,349	4,275
28 FEB 1982	790,785			362	140	790,283	101,257	684,750	4,276
31 MAR 1982	791,865			357	141	791,367	101,342	685,807	4,218
30 APR 1982	789,057			358	139	788,560	101,201	683,163	4,196
31 MAY 1982	786,001			356	135	785,510	102,872	679,355	3,283
30 JUN 1982	781,728			456	254	781,018	103,302	674,462	3,254
31 JUL 1982	779,870			457	253	779,160	102,981	671,539	4,540
31 AUG 1982	778,683			455	248	777,980	102,888	670,466	4,626
30 SEP 1982	780,391			34	3	780,354	103,075	672,696	4,583

* DoDI 1120.6 was changed in December 1981 to exclude the reporting of these personnel (Officer and Enlisted) from the Active Duty totals.

TABLE P25.51

DEPARTMENT OF DEFENSE
NAVY ACTIVE DUTY MILITARY PERSONNEL

REPORTED STRENGTH, AND ADJUSTMENTS TO REPORTED STRENGTH TO DERIVE "DIRECT PROGRAM STRENGTH" CHARGEABLE TO APPROPRIATION "MILITARY PERSONNEL, NAVY"

DATE	REPORTED STRENGTH		(LESS) REIMBURSABLES	TOTAL	OFFICER	ENLISTED	TOTAL	OFFICER	ENLISTED	OFFICER CANDIDATES
31 OCT 1981	342,550	221	403	540,711	1,215	471,113	65,042	471,113	4,556	
30 NOV 1981	546,709	222	404	544,885	1,198	475,331	65,003	475,331	4,551	
31 DEC 1981	544,713	221	405	542,812	1,212	473,301	64,960	473,301	4,551	
31 JAN 1982	548,166	*	414	546,520	1,232	476,846	65,124	476,846	4,550	
28 FEB 1982	547,035		412	545,382	1,241	475,639	65,194	475,639	4,549	
31 MAR 1982	543,703		414	542,048	1,241	472,120	65,391	472,120	4,537	
30 APR 1982	545,345		416	543,685	1,244	473,508	65,704	473,508	4,473	
31 MAY 1982	545,967		422	544,292	1,253	474,187	66,645	474,187	3,460	
30 JUN 1982	549,072		422	547,384	1,266	476,772	67,115	476,772	3,497	
31 JUL 1982	551,428		418	549,742	1,268	478,924	67,427	478,924	3,391	
31 AUG 1982	553,041		424	551,535	1,082	479,742	67,129	479,742	4,664	
30 SEP 1982	552,996		418	551,483	1,095	480,091	66,855	480,091	4,537	

* DoDI 1120.6 was changed in December 1981 to exclude the reporting of these personnel (Officer and Enlisted) from the Active Duty totals.

TABLE P23.61

DEPARTMENT OF DEFENSE
MARINE CORPS ACTIVE DUTY MILITARY PERSONNEL

REPORTED STRENGTH, AND ADJUSTMENTS TO REPORTED STRENGTH TO DERIVE "DIRECT PROGRAM STRENGTH" CHARGEABLE TO APPROPRIATION "MILITARY PERSONNEL, MARINE CORPS"

DATE	REPORTED STRENGTH	(LESS) REIMBURSABLES	DIRECT PROGRAM STRENGTH CHARGEABLE TO APPN. "MILITARY PERSONNEL, MARINE CORPS"	OFFICER	ENLISTED	TOTAL	OFFICER	ENLISTED	OFFICER CANDIDATES
31 OCT 1981	191,522	105	191,392	24	1	191,392	18,173	173,219	-
30 NOV 1981	191,410	105	191,248	26	31	191,248	18,022	173,226	-
31 DEC 1981	190,239	104	190,079	26	30	190,079	18,124	171,955	-
31 JAN 1982	191,480	*	191,426	26	28	191,426	18,214	173,212	-
28 FEB 1982	192,529		192,476	28	25	192,476	18,423	174,053	-
31 MAR 1982	191,957		191,904	28	25	191,904	18,474	173,430	-
30 APR 1982	191,365		191,313	27	25	191,313	18,611	172,702	-
31 MAY 1982	191,115		191,063	27	25	191,063	18,618	172,445	-
30 JUN 1982	193,406		193,362	26	18	193,362	18,843	174,519	-
31 JUL 1982	194,409		194,366	26	17	194,366	18,725	175,641	-
31 AUG 1982	193,780		193,746	26	8	193,746	18,948	174,798	-
30 SEP 1982	192,380		192,351	24	5	192,351	18,951	173,400	-

* DoDI 1120.6 was changed in December 1981 to exclude the reporting of these personnel (Officer and Enlisted) from the Active Duty totals.

TABLE P23.71

DEPARTMENT OF DEFENSE
AIR FORCE ACTIVE DUTY MILITARY PERSONNEL

REPORTED STRENGTH, AND ADJUSTMENTS TO REPORTED STRENGTH TO DERIVE "DIRECT PROGRAM STRENGTH" CHARGEABLE TO APPROPRIATION "MILITARY PERSONNEL, AIR FORCE"

DATE	REPORTED STRENGTH	TOTAL	(LESS) REIMBURSABLES	DIRECT PROGRAM STRENGTH CHARGEABLE TO APPROP. "MILITARY PERSONNEL, AIR FORCE"			USAF & AVCADS
				OFFICER	ENLISTED	TOTAL	
31 OCT 1981	573,198	290	-			572,908	
30 NOV 1981	574,250	297	-			573,953	
31 DEC 1981	574,459	296	-			574,163	
31 JAN 1982	576,787	*	*			576,787	
28 FEB 1982	578,845					578,845	
31 MAR 1982	579,503					579,503	
30 APR 1982	580,348					580,348	
31 MAY 1982	580,790					580,790	
30 JUN 1982	583,510					583,510	
31 JUL 1982	584,041					584,041	
31 AUG 1982	583,862					583,862	
30 SEP 1982	582,845					582,845	

* DoDI 1120.6 was changed in December 1981 to exclude the reporting of these personnel (Officer and Enlisted) from the Active Duty totals.

TABLE P25.6

DEPARTMENT OF DEFENSE
WOMEN MILITARY PERSONNEL ON ACTIVE DUTY, OFFICERS, AND ENLISTED BY SERVICE

DATE	TOTAL OOD		ARMY		NAVY		ENL AND OFF CAND		MARINE CORPS		AIR FORCE	
	TOTAL	OFF	TOTAL	OFF	TOTAL	OFF	TOTAL	OFF	TOTAL	OFF	TOTAL	OFF
31 OCT 81	185,899	23,573	162,326	8,364	65,619	5,409	40,354	34,945	7,703	495	7,208	9,305
30 NOV 81	187,757	23,802	163,955	8,415	66,127	5,406	41,163	35,757	7,823	520	7,303	9,461
31 DEC 81	187,803	23,909	163,894	8,496	66,194	5,435	41,180	35,745	7,770	517	7,253	9,461
31 JAN 82	190,075	24,142	165,933	8,559	67,007	5,457	42,070	36,613	8,019	540	7,479	9,586
28 FEB 82	191,097	24,210	166,887	8,595	67,472	5,460	42,289	36,829	8,120	540	7,580	9,615
31 MAR 82	191,340	24,311	167,029	8,633	67,557	5,500	42,340	36,840	8,104	540	7,564	9,638
30 APR 82	190,386	24,429	165,957	8,640	66,592	5,585	42,348	36,763	8,077	538	7,539	9,666
31 MAY 82	189,523	24,686	164,837	8,673	65,900	5,632	42,512	36,880	8,035	540	7,495	9,641
30 JUN 82	190,263	25,036	165,227	8,961	65,178	5,733	43,011	37,278	8,294	545	7,749	9,797
31 JUL 82	190,057	25,152	164,905	8,973	64,693	5,775	43,214	37,439	8,262	539	7,723	9,865
31 AUG 82	189,446	25,296	164,150	9,011	64,180	5,770	43,147	37,377	8,343	559	7,784	9,956
30 SEP 82	188,599	25,275	163,324	9,033	63,622	5,740	43,061	37,321	8,435	560	7,875	9,942

TABLE P26.0

DEPARTMENT OF DEFENSE
MILITARY PERSONNEL ON ACTIVE DUTY BY GRADE IN WHICH SERVING A/
SEPTEMBER 30, 1982

RANK/GRADE	TOTAL DOD	ARMY	NAVY	MARINE CORPS	AIR FORCE
GENERAL - ADMIRAL	34	11	9	2	12
LT GENERAL - VICE ADMIRAL	117	45	29	7	36
MAJ GENERAL - REAR ADMIRAL (U)	371	143	85	23	120
BRIG GENERAL - REAR ADMIRAL (L)	528	197	128	33	170
COLONEL - CAPTAIN	14,243	4,515	3,811	584	5,333
LIEUTENANT COL - COMMANDER	32,345	10,661	7,752	1,516	12,416
MAJOR - LT COMMANDER	50,601	16,118	12,938	2,993	18,552
CAPTAIN - LIEUTENANT	92,565	32,589	19,027	4,847	36,102
1ST LIEUTENANT - LIEUTENANT (JG)	44,041	13,056	10,269	4,579	16,037
2ND LIEUTENANT - ENSIGN	37,752	11,334	10,323	2,983	13,112
CHIEF WARRANT OFFICER W-4	2,100	1,505	459	136	-
CHIEF WARRANT OFFICER W-3	5,666	4,304	1,245	137	-
CHIEF WARRANT OFFICER W-2	7,024	5,286	1,198	540	-
WARRANT OFFICER W-1	3,840	3,345	-	495	-
TOTAL OFFICERS	291,247	103,109	67,273	18,975	101,890
E-9	13,839	4,187	3,664	1,239	4,749
E-8	36,411	14,993	3,653	3,287	9,478
E-7	122,032	48,192	30,690	8,748	34,402
E-6	218,607	82,084	68,067	15,112	53,344
E-5	336,539	117,090	91,033	26,155	102,261
F-4	408,595	175,647	98,140	32,539	102,269
E-3	381,572	121,923	95,760	43,807	120,082
E-2	145,911	47,151	46,876	25,640	26,244
E-1	140,256	61,432	38,303	16,878	23,643
TOTAL ENLISTED	1,803,762	672,699	481,186	173,405	476,472
CADETS & MIDSHIPMEN	13,603	4,583	4,537	-	4,483
GRAND TOTAL	2,108,612	780,391	532,996	192,380	582,845

A/ INCLUDES REIMBURSABLE ACTIVE DUTY
MILITARY PAY STRENGTHS

TABLE P26.02

DEPARTMENT OF DEFENSE
 FEMALE MILITARY PERSONNEL ON ACTIVE DUTY BY GRADE IN WHICH SERVING A/
 SEPTEMBER 30, 1982

RANK/GRADE	TOTAL DOD	ARMY	NAVY	MARINE CORPS	AIR FORCE
GENERAL - ADMIRAL	-	-	-	-	-
LT GENERAL - VICE ADMIRAL	-	-	-	-	-
MAJ GENERAL - REAR ADMIRAL (U)	-	-	-	-	-
BRIG GENERAL - REAR ADMIRAL (L)	6	2	2	-	2
COLONEL - CAPTAIN	253	65	67	5	76
LIEUTENANT (C) - COMMANDER	933	390	286	29	328
MAJOR - LT COMMANDER	2,665	910	947	59	769
CAPTAIN - LIEUTENANT	9,882	3,746	2,110	125	3,903
1ST LIEUTENANT - LIEUTENANT (JG)	6,503	2,003	1,266	170	3,064
2ND LIEUTENANT - ENSIGN	4,812	1,837	1,026	149	1,800
CHIEF WARRANT OFFICER W-4	7	1	3	2	-
CHIEF WARRANT OFFICER W-3	17	3	5	4	-
CHIEF WARRANT OFFICER W-2	106	85	8	13	-
WARRANT OFFICER W-1	71	66	-	5	-
TOTAL OFFICERS	25,275	9,033	5,740	560	9,942
E-9	44	19	5	6	14
E-8	211	120	35	24	32
E-7	1,397	813	267	125	192
E-6	7,592	3,780	2,229	385	1,198
E-5	30,395	11,624	6,698	1,481	10,592
E-4	51,878	21,481	10,178	1,974	18,245
E-3	45,515	15,287	10,768	1,872	17,588
E-2	14,600	5,540	4,387	1,316	3,357
E-1	10,674	4,953	2,457	692	2,767
TOTAL ENLISTED	162,506	63,622	37,024	7,875	53,985
CADETS & MIDSHIPMEN	1,267	449	297	-	521
GRAND TOTAL	169,046	73,104	43,061	8,435	64,448

A/ INCLUDES REIMBURSABLE ACTIVE DUTY MILITARY PAY STRENGTHS

TABLE P26.04
DEPARTMENT OF DEFENSE
MILITARY PERSONNEL ON ACTIVE DUTY BY GRADE IN WHICH SERVING

REGULAR A/
SEPTEMBER 30, 1982

RANK/GRADE	TOTAL DOD	ARMY	NAVY	MARINE CORPS	AIR FORCE
GENERAL - ADMIRAL	34	11	9	2	12
LT GENERAL - VICE ADMIRAL	115	43	29	7	36
MAJ GENERAL - REAR ADMIRAL (U)	368	141	85	22	120
BRIG GENERAL - REAR ADMIRAL (L)	526	196	127	33	170
COLONEL - CAPTAIN	13,751	4,355	3,676	571	5,149
LIEUTENANT COL - COMMANDER	29,804	9,661	7,076	1,482	11,585
MAJOR - LT COMMANDER	43,460	13,143	11,208	2,939	16,170
CAPTAIN - LIEUTENANT	54,417	12,802	13,542	4,289	23,784
1ST LIEUTENANT - LIEUTENANT (JG)	15,088	5,047	5,049	2,488	2,504
2ND LIEUTENANT - ENSIGN	10,500	4,105	3,932	775	1,688
CHIEF WARRANT OFFICER W-4	1,705	1,120	449	136	-
CHIEF WARRANT OFFICER W-3	3,603	2,237	1,233	133	-
CHIEF WARRANT OFFICER W-2	2,581	871	1,170	540	-
WARRANT OFFICER W-1	503	8	-	495	-
TOTAL OFFICERS	176,455	53,740	47,585	13,912	61,218
E-9	13,697	4,186	3,534	1,230	4,747
E-8	36,045	14,989	8,333	3,254	9,469
E-7	120,626	48,182	29,382	8,678	34,384
E-6	214,972	82,082	64,576	15,001	53,313
E-5	330,645	117,088	85,439	25,909	102,209
E-4	400,284	175,640	89,990	32,450	102,204
E-3	367,084	121,908	81,418	43,742	120,016
E-2	135,367	47,129	36,432	25,569	26,237
E-1	129,295	61,287	27,770	16,793	23,445
TOTAL ENLISTED	1,748,015	672,491	426,874	172,626	476,024
REGULAR TOTAL	1,924,470	726,231	474,459	186,538	537,242

A/ REGULAR PLUS RETIRED REGULAR
OFFICERS ON ACTIVE DUTY.

TABLE P26.05

DEPARTMENT OF DEFENSE
MILITARY PERSONNEL ON ACTIVE DUTY BY GRADE IN WHICH SERVING

RESERVE A/
SEPTEMBER 30, 1982

RANK/GRADE	TOTAL				NAVY	MARINE CORPS	AIR FORCE
	ARMY	NAVY	MARINE CORPS	AIR FORCE			
GENERAL - ADMIRAL	-	-	-	-	-	-	-
LT GENERAL - VICE ADMIRAL	2	-	-	-	-	-	-
MAJ GENERAL - REAR ADMIRAL (U)	3	-	-	-	-	-	-
BRIG GENERAL - REAR ADMIRAL (L)	2	1	-	-	-	-	-
COLONEL - CAPTAIN	492	135	13	184			
LIEUTENANT COL - COMMANDER	2,541	676	34	831			
MAJOR - LT COMMANDER	7,141	1,730	54	2,382			
CAPTAIN - LIEUTENANT	38,148	5,485	556	12,318			
1ST LIEUTENANT - LIEUTENANT (JG)	28,953	5,220	2,191	13,533			
2ND LIEUTENANT - ENSIGN	27,252	6,391	2,208	11,424			
CHIEF WARRANT OFFICER W-4	395	10	-	-			
CHIEF WARRANT OFFICER W-3	2,083	12	4	-			
CHIEF WARRANT OFFICER W-2	4,443	28	-	-			
WARRANT OFFICER W-1	3,337	-	-	-			
TOTAL OFFICERS	114,792	19,688	5,063	40,672			
E-9	142	130	9	2			
E-8	366	320	33	9			
E-7	1,406	1,308	70	18			
E-6	3,635	3,491	111	31			
E-5	5,894	5,594	246	52			
E-4	8,311	8,150	89	65			
E-3	14,488	14,342	65	66			
E-2	10,544	10,444	71	7			
E-1	10,961	10,533	85	198			
TOTAL ENLISTED	55,47	54,312	779	448			
RESERVE TOTAL	170,539	74,000	5,842	41,120			

A/ INCLUDES RESERVE, NATIONAL GUARD, AUS, AND AFUS OFFICERS ON ACTIVE DUTY.

TABLE P27.1
DEPARTMENT OF DEFENSE
SUMMARY OF ENLISTED PERSONNEL PROCUREMENT
FISCAL YEAR 1982

	OCT 1981	NOV 1981	DEC 1981	JAN 1982	FEB 1982	MAR 1982
TOTAL DEPARTMENT OF DEFENSE	54,440	49,482	38,831	55,500	47,681	43,014
INDUCTIONS	-	-	-	-	-	-
FIRST ENLISTMENTS	29,715	26,019	17,723	26,823	24,974	19,644
IMMEDIATE REENLISTMENTS	18,676	17,829	18,214	22,879	17,846	20,088
OTHER REENLISTMENTS	3,880	3,393	2,265	3,552	3,130	2,173
RESERVES TO ACTIVE DUTY A/	1,969	2,241	629	2,246	1,731	1,109
ARMY	21,293	15,909	17,755	20,034	20,662	19,545
INDUCTIONS	-	-	-	-	-	-
FIRST ENLISTMENTS	12,147	8,812	8,680	10,004	11,333	9,378
IMMEDIATE REENLISTMENTS	7,460	5,977	7,695	8,346	7,898	8,992
OTHER REENLISTMENTS	1,630	1,068	1,347	1,084	1,412	1,109
RESERVES TO ACTIVE DUTY	56	52	33	100	19	66
NAVY	12,583	17,493	5,909	14,463	10,874	7,899
INDUCTIONS	-	-	-	-	-	-
FIRST ENLISTMENTS	6,339	8,450	1,753	6,802	4,249	2,588
IMMEDIATE REENLISTMENTS	3,551	5,364	3,291	4,127	3,979	3,981
OTHER REENLISTMENTS	905	1,564	315	1,480	1,011	367
RESERVES TO ACTIVE DUTY	1,788	2,115	550	2,054	1,635	963
MARINE CORPS	6,824	4,840	3,590	5,997	5,365	4,336
INDUCTIONS	-	-	-	-	-	-
FIRST ENLISTMENTS	4,417	3,052	1,761	3,523	3,296	2,296
IMMEDIATE REENLISTMENTS	1,977	1,401	1,543	1,977	1,689	1,667
OTHER REENLISTMENTS	316	321	247	412	315	302
RESERVES TO ACTIVE DUTY	112	66	39	85	65	71
AIR FORCE	13,740	11,240	11,577	15,006	10,780	11,234
INDUCTIONS	-	-	-	-	-	-
FIRST ENLISTMENTS	6,812	5,705	5,529	6,494	6,096	5,382
IMMEDIATE REENLISTMENTS	5,888	5,087	5,685	7,929	4,280	5,448
OTHER REENLISTMENTS	1,027	440	356	576	4,392	5,395
RESERVES TO ACTIVE DUTY	13	8	7	7	12	9

A/ INCLUDES NATIONAL GUARD.

TABLE P27 1
 DEPARTMENT OF DEFENSE
 SUMMARY OF ENLISTED PERSONNEL PROCUREMENT
 FISCAL YEAR 1982

	APR 1982	MAY 1982	JUN 1982	JUL 1982	AUG 1982	SEP 1982
TOTAL DEPARTMENT OF DEFENSE	39,268	37,778	45,693	50,751	51,524	46,511
INDUCTIONS	-	-	-	-	-	-
FIRST ENLISTMENTS	18,783	17,931	26,548	30,562	31,582	27,489
IMMEDIATE REENLISTMENTS	16,839	16,241	15,646	15,889	15,868	15,295
OTHER REENLISTMENTS	2,086	1,577	1,326	1,209	1,066	1,643
RESERVES TO ACTIVE DUTY A/	1,540	2,029	2,173	3,071	3,008	2,084
ARMY	14,387	11,953	15,133	19,637	19,607	20,875
INDUCTIONS	-	-	-	-	-	-
FIRST ENLISTMENTS	6,651	5,916	9,490	12,685	13,089	14,582
IMMEDIATE REENLISTMENTS	7,354	5,922	5,540	6,666	6,186	5,673
OTHER REENLISTMENTS	366	103	85	209	254	444
RESERVES TO ACTIVE DUTY	16	10	18	77	78	176
NAVY	9,893	11,533	10,688	12,338	13,269	8,637
INDUCTIONS	-	-	-	-	-	-
FIRST ENLISTMENTS	4,760	4,632	5,421	6,772	7,662	4,500
IMMEDIATE REENLISTMENTS	2,699	4,122	2,767	2,563	2,616	1,276
OTHER REENLISTMENTS	991	901	559	438	363	1,029
RESERVES TO ACTIVE DUTY	1,443	1,878	1,941	2,565	2,628	1,832
MARINE CORPS	3,637	3,456	6,507	6,090	6,090	3,139
INDUCTIONS	-	-	-	-	-	-
FIRST ENLISTMENTS	2,257	2,262	5,057	4,711	4,711	2,309
IMMEDIATE REENLISTMENTS	1,186	892	930	795	4,795	6,670
OTHER REENLISTMENTS	1,328	175	324	350	350	110
RESERVES TO ACTIVE DUTY	66	127	196	234	234	50
AIR FORCE	11,151	10,836	13,365	12,686	12,558	13,860
INDUCTIONS	-	-	-	-	-	-
FIRST ENLISTMENTS	5,115	5,119	6,580	6,414	6,120	6,098
IMMEDIATE REENLISTMENTS	5,620	5,305	6,409	5,865	6,271	7,676
OTHER REENLISTMENTS	40	398	358	212	99	60
RESERVES TO ACTIVE DUTY	15	14	18	195	68	26

A/ INCLUDES NATIONAL GUARD.

TABLE P27.21

DEPARTMENT OF DEFENSE
ARMY ENLISTED PERSONNEL PROCUREMENT
FISCAL YEAR 1982

	OCT 1981	NOV 1981	DEC 1981	JAN 1982	FEB 1982	MAR 1982
TOTAL	21,293	15,909	17,755	20,034	20,662	19,545
REGULAR ENL. AND REENL. - TOTAL	21,237	15,857	17,722	19,934	20,643	19,479
FIRST ENLISTMENTS	12,147	8,812	8,680	10,004	11,333	9,378
REENLISTMENTS - TOTAL	9,090	7,045	9,042	9,930	9,310	10,101
IMMEDIATE REENLISTMENTS	7,460	5,977	7,695	8,646	7,898	8,992
FORMER REGULAR	7,418	5,959	7,672	8,633	7,894	8,988
FORMER RESERVE & N.G.	42	18	23	13	4	4
FORMER INDUCTEE	-	-	-	-	-	-
REENL. OTHER THAN IMMEDIATE	1,630	1,068	1,347	1,084	1,412	1,109
WITHIN 2-90 DAYS AFTER SEPARATION	182	114	118	91	107	61
FORMER REGULAR	39	37	29	16	14	9
FORMER RESERVE & N.G.	137	77	79	65	86	49
FORMER INDUCTEE	6	-	10	10	7	3
FORMER OFFICER	-	-	-	-	-	-
OVER 90 DAYS AFTER SEPARATION	1,448	954	1,229	993	1,305	1,048
INDUCTIONS	-	-	-	-	-	-
RESERVES AND N.G. CALLS	55	52	33	100	19	66

TABLE P27.21

DEPARTMENT OF DEFENSE
ARMY ENLISTED PERSONNEL PROCUREMENT
FISCAL YEAR 1982

	APR 1982	MAY 1982	JUN 1982	JUL 1982	AUG 1982	SEP 1982
TOTAL	14,367	11,953	15,133	19,637	19,607	20,875
REGULAR ENL AND REENL. - TOTAL	14,371	11,943	15,115	19,560	19,529	20,699
FIRST ENLISTMENTS	6,651	5,918	9,490	12,635	13,089	14,582
REENLISTMENTS - TOTAL	7,720	6,025	5,625	6,875	6,440	6,117
IMMEDIATE REENLISTMENTS	7,354	5,922	5,540	6,666	6,186	5,673
FORMER REGULAR	7,347	5,921	5,539	6,665	6,186	5,672
FORMER RESERVE & N.G.	7	1	1	1	-	1
FORMER INDUCTEE	-	-	-	-	-	-
REENL. OTHER THAN IMMEDIATE	366	103	85	209	254	444
WITHIN 2-90 DAYS AFTER SEPARATION	29	6	7	18	41	52
FORMER REGULAR	3	1	5	4	7	5
FORMER RESERVE & N.G.	24	5	2	10	31	41
FORMER INDUCTEE	2	-	-	3	2	3
FORMER OFFICER	-	-	-	1	1	3
OVER 90 DAYS AFTER SEPARATION	337	97	78	191	213	392
INDUCTIONS	-	-	-	-	-	-
RESERVES AND N.G. CALLS	16	10	18	77	78	176

TABLE P27.22

DEPARTMENT OF DEFENSE
NAVY ENLISTED PERSONNEL PROCUREMENT
FISCAL YEAR 1982

	OCT 1981	NOV 1981	DEC 1981	JAN 1982	FEB 1982	MAR 1982
TOTAL	12,583	17,493	5,909	14,463	10,874	7,899
REGULAR ENL. AND REENL. - TOTAL	10,795	15,378	5,359	12,409	9,239	6,936
FIRST ENLISTMENTS	6,339	8,450	1,753	6,802	4,249	2,588
REENLISTMENTS - TOTAL	4,456	6,928	3,606	5,607	4,990	4,348
IMMEDIATE REENLISTMENTS	3,551	5,364	3,291	4,127	3,979	3,981
FORMER REGULAR	3,446	5,121	3,128	3,859	3,687	3,695
FORMER RESERVE	105	243	163	268	292	286
REENL. OTHER THAN IMMEDIATE	905	1,564	315	1,480	1,011	367
WITHIN 2-90 DAYS AFTER SEPARATION	284	463	109	359	199	64
FORMER REGULAR	284	463	109	359	199	64
FORMER RESERVE	-	-	-	-	-	-
OVER 90 DAYS AFTER SEPARATION	621	1,101	206	1,121	812	303
INDUCTIONS	-	-	-	-	-	-
RESERVES TO ACTIVE DUTY	1,788	2,115	550	2,054	1,635	963
FIRST ENLISTMENTS	163	270	52	202	133	105
REENLISTMENTS	150	159	93	124	138	150
REPORTED TO ACTIVE DUTY	1,475	1,676	405	1,728	1,364	708

TABLE P27.22

DEPARTMENT OF DEFENSE
NAVY ENLISTED PERSONNEL PROCUREMENT
FISCAL YEAR 1982

	APR 1982	MAY 1982	JUN 1982	JUL 1982	AUG 1982	SEP 1982
TOTAL	9,893	11,533	10,688	12,338	13,269	8,637
REGULAR ENL AND REENL. - TOTAL	8,450	9,655	8,747	9,773	10,641	6,805
FIRST ENLISTMENTS	4,760	4,632	5,421	6,772	7,662	4,500
REENLISTMENTS - TOTAL	3,690	5,023	3,326	3,001	2,979	2,305
IMMEDIATE REENLISTMENTS	2,699	4,122	2,767	2,563	2,616	1,276
FORMER REGULAR	2,538	3,940	2,573	2,386	2,401	1,194
FORMER RESERVE	161	182	194	177	215	82
REENL. OTHER THAN IMMEDIATE	991	901	559	438	363	1,029
WITHIN 2-90 DAYS AFTER SEPARATION	161	162	104	70	87	139
FORMER REGULAR	161	162	104	70	87	139
FORMER RESERVE	-	-	-	-	-	-
OVER 90 DAYS AFTER SEPARATION	830	739	455	368	276	890
INDUCTIONS	-	-	-	-	-	-
RESERVES TO ACTIVE DUTY	1,443	1,878	1,941	2,565	2,628	1,832
FIRST ENLISTMENTS	-	-	-	-	-	-
REENLISTMENTS	119	164	123	167	187	116
REPORTED TO ACTIVE DUTY	1,324	1,714	1,818	2,398	2,441	1,716

TABLE P27.23
 DEPARTMENT OF DEFENSE
 MARINE CORPS ENLISTED PERSONNEL PROCUREMENT
 FISCAL YEAR 1982

	APR 1982	MAY 1982	JUN 1982	JUL 1982	AUG 1982	SEP 1982
TOTAL	3,837	3,456	6,507	6,090	6,090	3,139
REGULAR ENL. AND REENL. - TOTAL	3,771	3,329	6,311	5,856	5,856	3,089
FIRST ENLISTMENTS	2,257	2,262	5,057	4,711	4,711	2,309
REENLISTMENTS - TOTAL	1,514	1,067	1,254	1,145	1,145	780
IMMEDIATE REENLISTMENTS	1,186	892	930	795	795	670
FORMER REGULAR A/ FORMER RESERVE FORMER INDUCTEE	1,160 26 -	873 19 -	906 24 -	748 47 -	748 47 -	632 38 -
REENL. OTHER THAN IMMEDIATE	328	175	324	350	350	110
WITHIN 2-90 DAYS AFTER SEPARATION	42	25	39	26	25	20
FORMER REGULAR FORMER RESERVE FORMER INDUCTEE	35 6 1	22 3 -	31 8 -	24 2 -	24 2 -	18 2 -
OVER 90 DAYS AFTER SEPARATION B/	286	150	285	324	324	90
INDUCTIONS	-	-	-	-	-	-
RESERVES TO ACTIVE DUTY	66	127	196	234	234	50
FIRST ENLISTMENTS REENLISTMENTS REPORTED TO ACTIVE DUTY	- 5 61	- 25 102	- - 196	- - 234	- - 234	- 3 47

A/ INCLUDES EXTENSIONS FOR WHICH REENLISTMENT BONUS IS PAID.
 B/ INCLUDES ENLISTMENTS OF FORMER OFFICERS.

TABLE P27.24

DEPARTMENT OF DEFENSE
AIR FORCE ENLISTED PERSONNEL PROCUREMENT
FISCAL YEAR 1982

	OCT 1981	NOV 1981	DEC 1981	JAN 1982	FEB 1982	MAR 1982
TOTAL	13,740	11,240	11,577	15,006	10,780	11,234
REGULAR ENL. AND REENL. - TOTAL	13,727	11,232	11,570	14,939	10,768	11,225
FIRST ENLISTMENTS	6,812	5,705	5,529	6,494	6,096	5,382
REENLISTMENTS - TOTAL	6,915	5,527	6,041	8,505	4,672	5,843
IMMEDIATE REENLISTMENTS	5,888	5,087	5,685	7,929	4,280	5,448
FORMER REGULAR FORMER RESERVE & N.G.	5,882	5,083	5,679	7,924	4,279	5,448
	6	4	6	5	1	-
REENL OTHER THAN IMMEDIATE	1,027	440	356	576	392	395
WITHIN 2-90 DAYS AFTER SEPARATION	-	-	-	-	-	-
FORMER REGULAR FORMER RESERVE & N.G.	-	-	-	-	-	-
OVER 90 DAYS AFTER SEPARATION A/	1,027	440	356	576	392	395
INDUCTIONS	-	-	-	-	-	-
RESERVES & N.G. TO ACTIVE DUTY	13	8	7	7	12	9

A/ INCLUDES ENLISTMENTS OF FORMER COMMISSIONED AND WARRANT OFFICERS.

TABLE P27.24

DEPARTMENT OF DEFENSE
AIR FORCE ENLISTED PERSONNEL PROCUREMENT
FISCAL YEAR 1982

	APR 1982	MAY 1982	JUN 1982	JUL 1982	AUG 1982	SEP 1982
TOTAL	11,151	10,836	13,365	12,686	12,558	13,860
REGULAR ENL. AND REENL. - TOTAL	11,136	10,822	13,347	12,491	12,490	13,834
FIRST ENLISTMENTS	5,115	5,119	6,580	6,414	6,120	6,098
REENLISTMENTS - TOTAL	6,021	5,703	6,767	6,077	6,370	7,736
IMMEDIATE REENLISTMENTS	5,620	5,305	6,409	5,865	6,271	7,676
FORMER REGULAR FORMER RESERVE & N.G.	5,619 1	5,304 1	6,406 3	5,861 4	6,271 -	7,671 5
REENL. OTHER THAN IMMEDIATE	401	398	358	212	99	60
WITHIN 2-90 DAYS AFTER SEPARATION	-	-	-	-	-	-
FORMER REGULAR FORMER RESERVE & N.G.	-	-	-	-	-	-
OVER 90 DAYS AFTER SEPARATION A/	401	398	358	212	99	60
INDUCTIONS	-	-	-	-	-	-
RESERVES & N.G. TO ACTIVE DUTY	15	14	18	195	68	26

A/ INCLUDES ENLISTMENTS OF FORMER COMMISSIONED AND WARRANT OFFICERS.

TABLE P29.20-29.34

DEPARTMENT OF DEFENSE
REENLISTMENT RATES BY SERVICE

	A/ "UNADJUSTED" REENLISTMENT RATES FOR FIRST-TERM REGULARS				B/ "ADJUSTED" REENLISTMENT RATES FOR FIRST-TERM REGULARS					
	TOTAL DOD	ARMY	NAVY	MARINE CORPS	AIR FORCE	TOTAL DOD	ARMY	NAVY	MARINE CORPS	AIR FORCE
FY 1979										
ELIGIBLES	171,034	62,909	45,204	21,029	41,892	159,988	59,604	44,308	20,925	35,151
REENLISTMENTS	64,001	27,027	16,949	4,107	15,918	54,369	23,714	17,080	4,010	9,565
REENLISTMENT RATE	37.4%	43.0%	37.5%	19.5%	38.0%	34.0%	39.8%	38.5%	19.2%	27.2%
FY 1980										
ELIGIBLES	165,525	50,288	53,670	19,364	42,203	161,232	52,231	51,976	19,575	37,450
REENLISTMENTS	64,762	25,434	19,721	4,493	15,114	61,610	27,370	19,138	4,672	10,430
REENLISTMENT RATE	39.1%	50.6%	36.7%	23.2%	35.8%	38.2%	52.4%	36.8%	23.9%	27.9%
FY 1981										
ELIGIBLES	161,600	38,762	55,107	23,675	43,856	158,676	43,013	53,583	24,120	37,960
REENLISTMENTS	69,435	21,312	22,968	6,340	16,815	67,709	25,563	22,521	6,630	12,995
REENLISTMENT RATE	43.0%	55.0%	41.7%	26.6%	42.9%	42.7%	59.4%	42.0%	27.5%	34.2%
FY 1982										
ELIGIBLES	148,862	36,302	43,659	21,342	47,559	149,480	39,276	45,522	21,769	42,913
REENLISTMENTS	77,279	21,008	21,949	7,262	27,060	69,725	23,992	23,871	3,103	16,769
REENLISTMENT RATE	51.9%	57.9%	50.3%	34.0%	56.9%	46.6%	61.1%	52.4%	14.3%	43.7%

TABLE P29.20-29.34

DEPARTMENT OF DEFENSE
REENLISTMENT RATES BY SERVICE

	A/ "UNADJUSTED" REENLISTMENT RATES FOR TOTAL REGULARS				B/ "ADJUSTED" REENLISTMENT RATES FOR TOTAL REGULARS				REENLISTMENT RATES FOR ARMY INDUCTEES			
	TOTAL DOD	ARMY	NAVY	MARINE CORPS	AIR FORCE	TOTAL DOD	ARMY	NAVY	MARINE CORPS	AIR FORCE	UN- ADJUSTED	AD- JUSTED
FY 1979												
ELIGIBLES	343,032	144,849	74,818	37,016	86,349	322,679	134,924	73,598	36,668	77,489	-	-
REENLISTMENTS	181,338	81,443	35,367	12,398	52,130	162,994	71,505	35,488	12,047	43,954	-	-
REENLISTMENT RATE	52.9%	56.2%	47.3%	33.5%	60.4%	50.5%	53.0%	48.2%	32.9%	56.7%	-	-
FY 1980												
ELIGIBLES	343,425	133,010	86,251	35,032	89,132	334,952	136,721	83,581	34,928	79,722	-	-
REENLISTMENTS	190,260	82,793	41,556	12,388	53,523	183,494	86,494	40,500	12,237	44,263	-	-
REENLISTMENT RATE	55.4%	62.2%	48.2%	35.4%	60.0%	54.8%	63.3%	48.5%	35.0%	55.5%	-	-
FY 1981												
ELIGIBLES	334,048	116,743	94,303	29,453	93,549	331,979	131,957	90,462	29,070	80,490	-	-
REENLISTMENTS	201,527	77,892	51,519	10,517	61,599	200,987	93,105	49,039	10,182	48,661	-	-
REENLISTMENT RATE	60.3%	66.7%	54.6%	35.7%	65.8%	60.5%	70.6%	54.2%	35.0%	60.5%	-	-
FY 1982												
ELIGIBLES	329,296	117,331	82,192	32,948	96,825	325,066	126,035	84,001	33,594	81,436	-	-
REENLISTMENTS	224,465	84,631	52,254	16,117	71,463	222,059	93,335	54,450	12,171	62,103	-	-
REENLISTMENT RATE	68.2%	72.1%	63.6%	48.9%	73.8%	68.3%	74.1%	64.8%	36.2%	76.3%	-	-

TABLE P29 20-29.34

DEPARTMENT OF DEFENSE
REENLISTMENT RATES BY SERVICE

	A/ "UNADJUSTED" REENLISTMENT RATES FOR CAREER REGULARS				B/ "ADJUSTED" REENLISTMENT RATES FOR CAREER REGULARS					
	TOTAL DOD	ARMY	NAVY	MARINE CORPS	AIR FORCE	TOTAL DOD	ARMY	NAVY	MARINE CORPS	AIR FORCE
FY 1979										
ELIGIBLES	171,998	81,940	29,614	15,987	44,457	162,691	75,320	29,290	15,743	42,338
REENLISTMENTS	117,337	54,416	18,418	8,291	36,212	108,625	47,791	18,408	8,037	34,389
REENLISTMENT RATE	68.2%	66.4%	62.2%	51.9%	81.5%	66.8%	63.5%	62.8%	51.1%	81.2%
FY 1980										
ELIGIBLES	177,900	82,722	32,581	15,668	46,929	173,720	84,490	31,605	15,353	42,272
REENLISTMENTS	125,498	57,359	21,835	7,895	38,409	121,884	59,124	21,362	7,565	33,833
REENLISTMENT RATE	70.5%	69.3%	67.0%	50.4%	81.8%	70.2%	70.0%	67.6%	49.3%	80.0%
FY 1981										
ELIGIBLES	172,448	77,981	39,196	5,578	49,693	173,303	88,944	36,879	4,950	42,530
REENLISTMENTS	132,092	56,580	28,551	4,177	42,784	133,278	67,542	26,518	3,552	35,666
REENLISTMENT RATE	76.6%	72.6%	72.8%	74.9%	86.1%	76.9%	75.9%	71.9%	71.8%	83.9%
FY 1982										
ELIGIBLES	180,434	81,029	38,533	11,606	49,266	175,586	86,759	38,479	11,825	38,523
REENLISTMENTS	147,186	63,623	30,305	8,855	44,403	152,334	69,353	30,579	9,068	43,334
REENLISTMENT RATE	81.6%	78.5%	78.6%	76.3%	90.1%	86.8%	79.9%	79.5%	76.7%	112.5%

A/ "UNADJUSTED REENLISTMENT RATE" - THE RATIO OF TOTAL REENLISTMENTS OCCURRING IN A GIVEN PERIOD TO TOTAL SEPARATIONS ELIGIBLE TO REENLIST IN THE SAME PERIOD, EXPRESSED AS A PERCENTAGE.

B/ "ADJUSTED REENLISTMENT RATE" - THE "UNADJUSTED" RATE ADJUSTED TO EXCLUDE THE EFFECTS OF: (1) EARLY SEPARATIONS FOR IMMEDIATE REENLISTMENTS AND (2) OTHER EARLY DISCHARGES OF ELIGIBLES UNDER EARLY RELEASE PROGRAMS.

TABLE P309A

DEPARTMENT OF DEFENSE
ACTIVE DUTY MILITARY PERSONNEL STRENGTHS BY REGIONAL AREA AND BY COUNTRY

SEPTEMBER 30, 1982

REGIONAL AREA/COUNTRY	TOTAL	ARMY	AIR FORCE	NAVY	MARINE CORPS
TOTAL WORLDWIDE					
ASHORE	2,108,612	780,391	582,845	552,996	192,380
AFLOAT	1,879,729	780,391	582,845	333,801	182,692
	228,883	-	-	219,195	9,688
U.S. TERRITORY AND SPECIAL LOCATIONS					
CONTINENTAL U.S.	1,580,128	513,253	464,679	448,490	153,706
ALASKA	1,283,455	462,495	424,064	259,611	137,285
HAWAII	20,727	8,132	10,896	1,519	180
AMERICAN SAMOA	44,470	17,457	6,207	11,880	8,926
GUAM	1	1	-	-	-
	8,972	29	4,013	4,591	339
JOHNSTON ATOLL					
MIDWAY ISLANDS	128	119	9	-	-
PUERTO RICO	1	-	-	1	-
TRUST TERRITORY OF THE PACIFIC ISLANDS	3,754	411	44	3,025	274
VIRGIN ISLANDS OF THE U.S.	38	32	2	4	-
	8	7	-	1	-
WAKE ISLAND	8	-	8	-	-
TRANSIENTS	70,073	24,570	19,436	19,365	6,702
AFLOAT	148,493	-	-	148,493	-
TOTAL FOREIGN COUNTRIES					
ASHORE	526,484	267,138	118,166	104,506	38,674
AFLOAT	446,094	267,138	118,166	33,804	28,986
	80,390	-	-	70,702	9,688
(1) WESTERN & SOUTHERN EUROPE					
AUSTRIA	355,633	227,270	81,575	38,564	7,224
BELGIUM*	33	6	2	-	25
CYPRUS	2,261	1,469	645	115	32
DENMARK*	14	2	2	-	10
FINLAND	131	5	19	18	89
	19	5	2	2	10
FRANCE*	95	42	12	9	32
GERMANY (FED. REPUBLIC & WEST BERLIN)*	256,391	218,215	37,798	288	90
GIBRALTAR	1	-	-	1	-
GREECE*	3,540	663	2,472	390	15
GREENLAND*	325	-	325	-	-
ICELAND*	2,871	2	1,052	1,708	109
IRELAND	8	2	-	-	6
ITALY*	13,055	4,538	4,257	3,999	261
LUXEMBOURG*	6	-	-	-	6
MALTA	2	2	-	-	-
NETHERLANDS*	2,578	779	1,775	15	9
NORWAY*	194	35	115	31	13
PORTUGAL*	1,505	62	1,083	347	13
SPAIN*	8,950	22	5,084	3,650	194

TABLE P309A

DEPARTMENT OF DEFENSE
ACTIVE DUTY MILITARY PERSONNEL STRENGTHS BY REGIONAL AREA AND BY COUNTRY

SEPTEMBER 30, 1982

REGIONAL AREA/COUNTRY	TOTAL	ARMY	AIR FORCE	NAVY	MARINE CORPS
SWEDEN	18	1	8	2	7
SWITZERLAND	28	7	3	-	18
TURKEY*	5,162	1,229	3,837	77	19
UNITED KINGDOM*	25,893	184	23,084	2,291	334
AFL0AT	32,553	-	-	26,621	5,932
*EUROPEAN NATO A/	(322,957)	(227,245)	(81,558)	(12,938)	(1,216)
(2) EAST ASIA & PACIFIC	138,509	31,006	33,911	47,242	26,350
AUSTRALIA	667	5	278	376	9
BURMA	11	3	2	-	6
CHINA	19	4	3	2	10
HONG KONG	41	13	4	14	10
INDONESIA	43	11	10	12	10
JAPAN (INCLUDING OKINAWA),	51,015	2,481	14,373	6,709	25,452
MALAYSIA	17	7	2	-	8
NEW ZEALAND	83	22	10	45	6
PHILIPPINES	14,223	38	6,831	4,671	683
REPUBLIC OF KOREA	39,194	28,359	10,366	333	136
SINGAPORE	30	6	2	12	8
THAILAND	107	55	30	10	12
AFL0AT	33,059	-	-	33,059	-
(3) AFRICA, NEAR EAST & SOUTH ASIA	16,880	1,814	480	11,038	3,548
AFGHANISTAN	6	-	-	-	6
ALGERIA	2	2	-	-	-
BAHRAIN	69	2	-	67	-
BANGLADESH	8	2	-	-	6
BRITISH INDIAN OCEAN TERRITORY (INCLUDES DIEGO GARCIA)	1,791	-	4	1,787	-
CAMEROON	8	2	-	-	6
CONGO	6	-	-	-	6
EGYPT	1,490	1,343	94	27	26
ETHIOPIA	7	-	-	-	7
GABON	6	-	-	-	6
GHANA	11	3	-	-	8
INDIA	31	4	4	4	19
ISRAEL	73	27	14	4	28
IVORY COAST	12	5	-	-	7
JORDAN	27	17	6	-	4
KENYA	31	17	3	1	10
KUWAIT	26	16	1	1	6
LEBANON	16	3	-	-	14

A/ Includes data for the first time on Spain, which became a member of NATO on May 30, 1982.

TABLE P309A

DEPARTMENT OF DEFENSE
ACTIVE DUTY MILITARY PERSONNEL STRENGTHS BY REGIONAL AREA AND BY COUNTRY
SEPTEMBER 30, 1982

REGIONAL AREA/COUNTRY	TOTAL	ARMY	AIR FORCE	NAVY	MARINE CORPS
LIBERIA	21	8	2	4	7
MADAGASCAR	8	-	-	2	6
MALAWI	1	1	-	-	-
MALI	6	-	-	-	6
MAURITIUS	6	-	-	-	6
MOROCCO	56	24	9	3	20
NEPAL	9	3	-	-	6
NIGER	6	-	-	-	6
NIGERIA	18	3	3	-	12
OMAN	9	3	3	1	2
PAKISTAN	29	7	6	1	15
ST. HELENA (INCLUDES ASCENSION ISLAND)	1	-	1	-	-
SAUDI ARABIA	610	224	309	64	13
SENEGAL	11	-	-	2	9
SEYCHELLES	4	-	4	-	-
SOMALIA	31	25	-	-	6
SOUTH AFRICA	12	2	2	2	6
SRI LANKA	9	-	-	3	6
SUDAN	45	34	3	-	8
SYRIA	11	3	-	-	8
TANZANIA, UNITED REPUBLIC OF	8	-	-	-	8
TUNISIA	25	14	1	1	9
UNITED ARAB EMIRATES	2	-	2	-	-
UPPER VOLTA	6	-	-	-	6
YEMEN (SANA)	19	9	4	-	6
ZAIRE	23	9	5	-	9
ZAMBIA	6	-	-	-	6
AFLOAT	12,266	-	-	9,063	3,203
4) WESTERN HEMISPHERE	16,261	6,843	2,121	5,836	1,461
ANTIGUA	120	-	6	114	-
ARGENTINA	21	4	7	1	9
BAHAMAS, THE	39	-	6	27	6
BARBADOS	7	-	-	1	6
BELIZE	1	1	-	-	-
BERMUDA	1,357	-	-	1,283	74
BOLIVIA	14	5	2	-	7
BRAZIL	49	11	7	7	24
CANADA	642	9	231	391	11
CHILE	15	3	1	1	10

TABLE P309A

DEPARTMENT OF DEFENSE
ACTIVE DUTY MILITARY PERSONNEL STRENGTHS BY REGIONAL AREA AND BY COUNTRY
SEPTEMBER 30, 1982

REGIONAL AREA/COUNTRY	TOTAL	ARMY	AIR FORCE	NAVY	MARINE CORPS
COLOMBIA	31	8	5	3	15
COSTA RICA	11	2	-	-	9
CUBA (GUANTANAMO)	2,170	-	-	1,685	485
DOMINICAN REPUBLIC	18	4	2	3	9
ECUADOR	23	6	5	3	9
EL SALVADOR	62	37	4	1	20
GUATEMALA	24	6	1	-	17
GUYANA	6	-	-	-	6
HAITI	11	2	1	-	8
HONDURAS	24	4	11	1	8
JAMAICA	11	1	-	1	9
MEXICO	30	9	6	2	13
NICARAGUA	12	4	-	-	8
PANAMA	8,971	6,708	1,806	342	115
PARAGUAY	11	3	1	-	7
PERU	24	6	6	4	8
SURINAME	2	2	-	-	-
TURKS AND CAICOS ISLANDS	1	-	1	-	-
URUGUAY	14	4	2	1	7
VENEZUELA	28	4	10	6	8
AFLOAT	2,512	-	-	1,959	553
(5) ANTARCTICA	135	60	-	75	-
(6) EASTERN EUROPE	179	68	16	4	91
BULGARIA	9	2	1	-	6
CZECHOSLOVAKIA	11	1	3	-	7
GERMAN DEMOCRATIC REPUBLIC	46	40	-	-	6
HUNGARY	11	4	-	-	7
POLAND	17	6	1	-	11
ROMANIA	13	4	1	-	8
UNION OF SOVIET SOCIALIST REPUBLICS	53	7	6	3	37
YUGOSLAVIA	19	5	4	1	9
(7) UNDISTRIBUTED	887	77	63	747	-

NOTE: ASHORE INCLUDES TEMPORARILY SHORE-BASED.

Section 2

RESERVE MILITARY MANPOWER STATISTICS

TABLE R11.0

DEPARTMENT OF DEFENSE
RESERVE COMPONENT STRENGTH SUMMARY

SEPTEMBER 30, 1982

TYPE OF DUTY	RESERVES BY RESERVE CATEGORY		
	TOTAL	OFFICER	ENLISTED A/
TOTAL	2,249,524	694,641	1,554,883
READY RESERVE	1,359,880	216,415	1,142,465
NOT ON ACTIVE DUTY			
ACTIVE STATUS	1,349,548	215,789	1,133,759
INACTIVE STATUS B/	9,332	626	8,706
STANDBY RESERVE	52,095	47,725	4,370
ON ACTIVE STATUS	10,525	6,622	3,903
INACTIVE STATUS	41,570	41,103	467
RETIRED - RETIRED STATUS	838,549	430,501	408,048

A/ INCLUDES OFFICER CANDIDATES.

B/ INACTIVE NATIONAL GUARD AND REP'S IN NON-PAY STATUS.

SELECTED RESERVE	RESERVES IN "PAID STATUS"		
	PAY GROUP	TOTAL	OFFICER ENLISTED
A, B, C, F, P, T, Q	969,037	135,771	827,266
U, AGR*			

* FULL-TIME ACTIVE DUTY SUPPORT PERSONNEL

TABLE R12.0

DEPARTMENT OF DEFENSE
RESERVE STRENGTH - OFFICER AND ENLISTED
NOT ON ACTIVE DUTY

DATE	TOTAL	OFFICERS	ENLISTED A/
31 OCT 1981	2,225,173	667,476	1,537,697
30 NOV 1981	2,213,028	667,527	1,525,501
31 DEC 1981	2,209,695	667,384	1,522,311
31 JAN 1982	2,210,574	666,743	1,523,831
28 FEB 1982	2,210,666	666,073	1,524,593
31 MAR 1982	2,228,785	668,458	1,540,327
30 APR 1982	2,241,202	666,369	1,552,333
31 MAY 1982	2,231,297	669,245	1,542,052
30 JUN 1982	2,240,161	690,247	1,549,914
31 JUL 1982	2,237,528	665,520	1,552,008
31 AUG 1982	2,238,408	688,312	1,550,096
30 SEP 1982	2,249,524	694,641	1,554,883

A/ INCLUDES OFFICER CANDIDATES.

TABLE R13.0
 DEPARTMENT OF DEFENSE
 READY RESERVE AND ACTIVE DUTY STRENGTH COMPARED TO STATUTORY LIMITATION
 SEPTEMBER 30, 1982

	TOTAL	ON ACTIVE DUTY	NOT ON ACTIVE DUTY
STATUTORY READY RESERVE LIMITATION A/	2,900,000		
DIFFERENCE	1,350,102		
READY RESERVE AND ACTIVE DUTY STRENGTH	1,549,898	171,208	1,378,690
COAST GUARD RESERVE	20,479	669	19,810
DOD RESERVE	1,529,419	170,539	1,358,880
ARMY	943,797	49,577	894,220
NATIONAL GUARD B/ ARMY RESERVE	419,076 524,721	506 49,071	418,570 475,650
NAVAL RESERVE	245,457	74,000	171,457
MARINE CORPS RESERVE	90,436	5,842	84,594
AIR FORCE	249,729	41,120	208,609
AIR NATIONAL GUARD C/ AIR FORCE RESERVE	101,005 148,724	228 40,892	100,777 107,832

A/ SECTION 205(B), ARMED FORCES RESERVE ACT OF 1952, AS AMENDED.
 B/ INCLUDES "INACTIVE NATIONAL GUARD" NUMBERING 9,332 AND REP'S NUMBERING 1,637.
 C/ INCLUDES REP'S IN A NON-PAY STATUS NUMBERING 120.

TABLE R14.0

DEPARTMENT OF DEFENSE
RESERVE COMPONENT PERSONNEL BY RESERVE CATEGORY
NOT ON ACTIVE DUTY

DATE	TOTAL	READY	STANDBY	RETIRED
31 OCT 1981	2,225,173	1,317,425	60,352	847,396
30 NOV 1981	2,213,028	1,311,274	56,262	843,492
31 DEC 1981	2,209,695	1,309,312	57,170	843,213
31 JAN 1982	2,210,574	1,308,165	57,746	844,663
28 FEB 1982	2,210,666	1,311,862	57,017	841,767
31 MAR 1982	2,228,785	1,330,997	56,331	841,457
30 APR 1982	2,241,202	1,344,298	55,972	840,932
31 MAY 1982	2,231,297	1,334,625	55,362	841,110
30 JUN 1982	2,240,161	1,343,383	54,892	841,886
31 JUL 1982	2,237,528	1,346,751	53,385	835,392
31 AUG 1982	2,236,408	1,352,736	52,740	832,932
30 SEP 1982	2,249,524	1,358,680	52,095	838,549

TABLE R14.0
 DEPARTMENT OF DEFENSE
 RESERVE COMPONENT PERSONNEL BY RESERVE CATEGORY
 NOT ON ACTIVE DUTY

OFFICERS

DATE	TOTAL	READY	STANDBY	RETIRED
31 OCT 1981	687,476	206,817	53,307	427,352
30 NOV 1981	687,527	208,237	51,453	427,837
31 DEC 1981	687,384	208,291	50,716	428,377
31 JAN 1982	686,743	206,547	51,336	428,860
28 FEB 1982	686,073	206,689	50,642	428,742
31 MAR 1982	686,458	209,561	49,782	429,115
30 APR 1982	688,889	210,361	49,357	429,151
31 MAY 1982	689,245	210,782	48,887	429,576
30 JUN 1982	690,247	211,843	48,795	429,609
31 JUL 1982	685,520	212,199	48,786	424,536
31 AUG 1982	688,312	215,552	48,224	424,536
30 SEP 1982	694,641	216,415	47,725	430,501

TABLE R14.0

DEPARTMENT OF DEFENSE
RESERVE COMPONENT PERSONNEL BY RESERVE CATEGORY
NOT ON ACTIVE DUTY

ENLISTED A/

DATE	TOTAL	READY	STANDBY	RETIRED
31 OCT 1981	1,537,697	1,110,608	7,045	420,044
30 NOV 1981	1,525,501	1,103,037	6,809	415,655
31 DEC 1981	1,522,311	1,101,021	6,454	414,836
31 JAN 1982	1,523,831	1,101,618	6,410	415,803
28 FEB 1982	1,524,593	1,109,193	6,375	413,025
31 MAR 1982	1,540,327	1,121,436	6,549	412,342
30 APR 1982	1,552,333	1,133,937	6,615	411,781
31 MAY 1982	1,542,052	1,124,043	6,475	411,534
30 JUN 1982	1,549,814	1,131,540	6,097	412,277
31 JUL 1982	1,552,008	1,136,552	4,599	410,857
31 AUG 1982	1,550,096	1,137,184	4,516	408,396
30 SEP 1982	1,554,683	1,142,465	4,370	408,048

A/ INCLUDES OFFICER CANDIDATES.

TABLE R21.0

DEPARTMENT OF DEFENSE
RESERVE PERSONNEL ON ACTIVE DUTY BY COMPONENT

SEPTEMBER 30, 1962

COMPONENT/PERSONNEL	TOTAL	OFFICER	ENLISTED A/
TOTAL DEPARTMENT OF DEFENSE	170,539	114,792	55,747
ARMY - TOTAL	49,577	49,369	208
NATIONAL GUARD OF THE U. S.	506	457	49
ARMY RESERVE	49,071	48,912	159
NAVAL RESERVE	74,000	19,688	54,312
MARINE CORPS RESERVE	5,842	5,063	779
AIR FORCE - TOTAL	41,120	40,672	448
AIR NATIONAL GUARD OF THE U. S.	228	183	45
AIR FORCE RESERVE	40,892	40,489	403

A/ INCLUDES OFFICER CANDIDATES.

TABLE R22.0
DEPARTMENT OF DEFENSE
RESERVE STRENGTH ON ACTIVE DUTY A/

DATE	TOTAL DOD	ARMY				MARINE CORPS RESERVE			AIR FORCE	
		NATIONAL GUARD	ARMY RESERVE	NAVAL RESERVE	RESERVE	RESERVE	NATIONAL GUARD	AIR FORCE RESERVE		
31 OCT 1981	171,064	559	53,083	69,053	5,408	297	42,664			
30 NOV 1981	172,669	543	53,186	70,084	5,386	266	43,204			
31 DEC 1981	172,325	525	53,134	69,911	5,277	260	43,218			
31 JAN 1982	172,134	549	53,173	70,565	5,209	265	42,373			
28 FEB 1982	169,758	495	51,627	70,434	5,551	254	41,397			
31 MAR 1982	166,260	479	49,255	69,575	5,468	249	41,234			
30 APR 1982	166,320	457	48,689	70,025	5,393	251	41,505			
31 MAY 1982	167,345	438	49,091	70,482	5,433	254	41,647			
30 JUN 1982	169,505	442	49,361	71,740	6,086	269	41,607			
31 JUL 1982	170,150	440	49,214	72,952	5,852	265	41,427			
31 AUG 1982	170,698	454	49,203	73,737	5,836	252	41,216			
30 SEP 1982	170,539	506	49,071	74,000	5,842	228	40,892			

A/ CONTINUOUS OR EXTENDED ACTIVE DUTY.
EXCLUDES ACTIVE DUTY FOR RESERVE TRAINING.

TABLE R23.0

DEPARTMENT OF DEFENSE
RESERVE PERSONNEL BY COMPONENT AND CATEGORY
NOT ON ACTIVE DUTY

SEPTEMBER 30, 1982

COMPONENT/ PERSONNEL	TOTAL	NAT'L GUARD OF THE U.S. A/	ARMY RESERVE	NAVAL RESERVE	MARINE CORPS RESERVE	AIR B/ NAT'L GUARD OF THE U.S.	AIR FORCE RESERVE
TOTAL	2,249,524	418,570	940,641	320,659	93,967	100,777	374,910
OFFICER	694,641	41,013	299,757	164,648	13,711	12,517	162,995
ENLISTED C/	1,554,883	377,557	640,884	156,011	80,256	88,260	211,915
READY RESERVE	1,358,880	418,570	475,650	171,457	84,594	100,777	107,832
OFFICER	216,415	41,013	93,278	39,677	6,393	12,517	23,537
ENLISTED C/	1,142,465	377,557	382,372	131,780	78,201	88,260	84,295
STANDBY RESERVE	52,095	-	357	17,751	1,473	-	32,514
OFFICER	47,725	-	190	16,825	1,366	-	29,544
ENLISTED	4,370	-	167	1,126	107	-	2,970
ACTIVE STATUS	10,525	-	267	1,136	1,361	-	7,761
OFFICER	6,622	-	100	82	1,256	-	5,184
ENLISTED	3,903	-	167	1,054	105	-	2,577
INACTIVE STATUS	41,570	-	90	16,615	112	-	24,753
OFFICER	41,103	-	90	16,543	110	-	24,360
ENLISTED	467	-	-	72	2	-	393
RETIRED RESERVE	638,549	-	464,634	131,451	7,900	-	234,564
OFFICER	430,501	-	206,289	108,346	5,952	-	109,914
ENLISTED	408,048	-	258,346	23,105	1,948	-	124,650

A/ INCLUDES "INACTIVE NATIONAL GUARD" NUMBERING 9,332 TOTAL, 626 OFFICERS, 8,706 ENLISTED AND RESERVE ENLISTMENT PROGRAM (REPS) IN A NON-PAY STATUS NUMBERING 1,637.

B/ INCLUDES REPS IN A NON-PAY STATUS NUMBERING 120.

C/ INCLUDES OFFICER CANDIDATES.

TABLE R24.0

DEPARTMENT OF DEFENSE
RESERVE STRENGTH NOT ON ACTIVE DUTY A/

DATE	TOTAL DOD	ARMY			NAVAL RESERVE	MARINE CORPS RESERVE	AIR FORCE	
		B/ NATIONAL GUARD	ARMY RESERVE	AIR NATIONAL GUARD			AIR FORCE RESERVE	
31 OCT 1981	2,225,173	400,780	899,453	339,165	98,363	98,293	395,119	
30 NOV 1981	2,213,028	401,890	894,023	331,172	97,593	98,407	369,943	
31 DEC 1981	2,209,695	404,257	894,061	327,890	96,675	98,646	388,166	
31 JAN 1982	2,210,574	406,825	894,050	328,248	96,753	98,796	386,902	
28 FEB 1982	2,210,666	410,022	897,964	326,017	95,760	98,880	382,023	
31 MAR 1982	2,228,785	413,674	906,521	323,857	103,924	99,408	381,403	
30 APR 1982	2,241,202	416,936	917,605	322,385	104,603	99,579	380,094	
31 MAY 1982	2,231,297	418,118	920,026	320,923	92,925	99,874	379,431	
30 JUN 1982	2,240,161	416,870	929,822	321,441	92,885	99,883	379,260	
31 JUL 1982	2,237,528	415,906	935,133	321,441	93,318	100,103	371,627	
31 AUG 1982	2,238,408	415,567	938,589	321,631	93,233	100,398	368,990	
30 SEP 1982	2,249,524	418,570	940,641	320,659	93,967	100,777	374,910	

A/ INCLUDES RESERVES ON ACTIVE DUTY
FOR RESERVE TRAINING PURPOSES.
B/ INCLUDES "INACTIVE" NATIONAL GUARD.

TABLE R26.5

DEPARTMENT OF DEFENSE
SELECTED RESERVE STRENGTH A/

COMPONENT/ PERSONNEL	OCT 1981	NOV 1981	DEC 1981	JAN 1982	FEB 1982	MAR 1982
TOTAL DOD OFFICERS	906,063	908,061	913,181	918,414	924,081	933,520
ENLISTED	127,714	127,790	128,615	129,207	129,561	130,530
	778,369	780,271	784,566	789,207	794,520	802,990
ARMY NATIONAL GUARD OFFICERS	389,882	391,010	393,121	395,667	399,040	402,465
ENLISTED	38,451	38,400	38,464	38,469	38,437	38,473
	351,431	352,610	354,657	357,198	360,603	363,992
ARMY RESERVE OFFICERS	232,404	233,398	235,722	237,318	238,977	243,093
ENLISTED	44,411	44,649	44,988	45,346	45,510	45,959
	187,993	188,749	190,734	191,972	193,467	197,134
NAVAL RESERVE OFFICERS	86,989	86,922	87,010	87,690	88,043	88,524
ENLISTED	16,328	16,138	16,477	16,711	16,911	17,098
	70,661	70,384	70,533	70,979	71,132	71,426
MARINE CORPS RESERVE OFFICERS	36,971	36,997	36,561	36,717	36,717	37,186
ENLISTED	2,496	2,630	2,523	2,531	2,531	2,718
	34,475	34,467	34,138	34,186	34,186	34,468
AIR NATIONAL GUARD OFFICERS	98,167	98,287	98,507	98,659	98,736	99,224
ENLISTED	12,369	12,397	12,409	12,414	12,418	12,486
	85,798	85,890	86,098	86,245	86,318	86,738
AIR FORCE RESERVE OFFICERS	61,670	61,847	62,160	62,363	62,568	63,028
ENLISTED	13,659	13,676	13,754	13,736	13,754	13,796
	48,011	48,171	48,406	48,627	48,814	49,232

A/ INCLUDES PAY GROUPS A, B, C, F, P, T, Q, U, AGR (FULL-TIME ACTIVE DUTY SUPPORT PERSONNEL)

TABLE R26.5

DEPARTMENT OF DEFENSE
SELECTED RESERVE STRENGTH A/

COMPONENT/ PERSONNEL	APR 1982	MAY 1982	JUN 1982	JUL 1982	AUG 1982	SEP 1982
TOTAL DOD OFFICERS	940,418	944,561	949,326	949,326	953,320	963,037
ENLISTED	131,048	131,563	133,068	133,068	134,897	135,771
	809,370	812,998	816,258	816,258	819,423	827,266
ARMY NATIONAL GUARD OFFICERS	405,015	405,057	404,383	404,383	403,556	407,601
ENLISTED	38,519	38,697	39,226	39,226	40,230	40,387
	366,496	366,360	365,157	365,157	363,326	367,214
ARMY RESERVE OFFICERS	245,586	248,628	251,793	251,793	254,672	256,659
ENLISTED	46,114	46,203	46,954	46,954	47,517	48,042
	199,472	202,425	204,839	204,839	207,155	208,617
NAVAL RESERVE OFFICERS	89,313	89,607	90,529	90,529	92,409	93,719
ENLISTED	17,396	17,529	17,703	17,703	17,954	18,045
	71,917	72,078	72,826	72,826	74,455	75,674
MARINE CORPS RESERVE OFFICERS	37,716	37,660	38,731	38,731	39,666	40,001
ENLISTED	2,716	2,725	2,756	2,756	2,867	2,897
	35,000	34,935	35,975	35,975	36,799	37,104
AIR NATIONAL GUARD OFFICERS	99,415	99,718	99,851	99,851	100,265	100,614
ENLISTED	12,461	12,510	12,519	12,519	12,530	12,510
	86,954	87,208	87,332	87,332	87,735	88,104
AIR FORCE RESERVE OFFICERS	63,373	63,891	64,039	64,039	63,752	64,443
ENLISTED	13,842	13,899	13,910	13,910	13,799	13,890
	49,531	49,992	50,129	50,129	49,953	50,553

A/ INCLUDES PAY GROUPS A, B, C, F, P, T, G, U, AGR (FULL-TIME ACTIVE DUTY SUPPORT PERSONNEL)

G L O S S A R Y O F T E R M S

Active Duty. Full-time duty in the active service of a uniformed service, including duty on the active list, full-time training duty, annual training duty, and attendance while in the active service, at a school designated as a service school by law or by the Secretary concerned.

Actual Strength. The number of personnel in, or projected to be in, an organization or account at a specified point in time.

Armed Forces of the United States. Includes the Army, Navy, Air Force, Marine Corps, and Coast Guard, and all components thereof.

Assigned Strength. Actual strength of an entire service, not necessarily equal to combined unit actual strengths since individuals may be assigned but not joined.

Authorized Strength. The total strength authorized by Congress (for internal Service applications only). Authorized strength may be used synonymously with documented strength as defined below.

Cadet or Midshipman Enrolled in the Reserve Officers Training Corps (ROTC) Program. A member of the Senior Reserve Officer Training Corps (SROTC) under 10 U.S.C. 2107 for tuition, fees, books, and laboratory expenses.

Continental United States. Unless otherwise qualified, means the 48 contiguous States and the District of Columbia.

Enlisted Member. A person enlisted, enrolled, or conscripted into the military service.

Enlistment. (1) A voluntary entrance into military service under enlisted status, as distinguished from induction through Selective Service.

(2) A period of time, contractual or prescribed by law, which enlisted members serve between enrollment and discharge.

Officer. A commissioned or warrant officer.

Reserve Components. The Army National Guard of the United States, Army Reserve, Naval Reserve, Marine Corps Reserve, Air National Guard of the United States, Air Force Reserve, Coast Guard Reserve, and the Reserve Corps of the Public Health Service.

Service Academy Cadet or Midshipman. A person in training at one of the service academies to become a commissioned officer.

Transients. All military members who are not available for duty while executing permanent change of station (PCS) orders. Transients shall comprise all military personnel in a travel, proceed, leave enroute, or temporary duty enroute status on PCS orders to execute an accession, separation, training, operational, or rotational move.

Warrant Officer. A person who holds a commission or warrant in a warrant officer grade.

ND