


1

VOLUME 14, NO. 12
DECEMBER 1982

AD A 123290



THE SHOCK AND VIBRATION DIGEST


A PUBLICATION OF
THE SHOCK AND VIBRATION
INFORMATION CENTER
NAVAL RESEARCH LABORATORY
WASHINGTON, D.C.

DTIC
S JAN 1 1 1983
A


DTIC FILE COPY



OFFICE OF
THE UNDER
SECRETARY
OF DEFENSE
FOR RESEARCH
AND
ENGINEERING



83 01 11 038



THE SHOCK AND VIBRATION DIGEST

Volume 14, No. 12
December 1982

STAFF

SHOCK AND VIBRATION INFORMATION CENTER

EDITORIAL ADVISOR: Henry C. Pusey

VIBRATION INSTITUTE

TECHNICAL EDITOR: Ronald L. Eshleman

EDITOR: Judith Nagle-Eshleman

RESEARCH EDITOR: Milda Z. Tamulionis

PRODUCTION: Deborah K. Howard
Gwen Wasilak
Vicki Pate



A publication of

THE SHOCK AND VIBRATION INFORMATION CENTER

Code 5804, Naval Research Laboratory
Washington, DC 20375
(202) 767-2220

Henry C. Pusey
Director

Rudolph H. Volin

J. Gordon Showalter

Jessica P. Hileman

Elizabeth A. McLaughlin

BOARD OF EDITORS

| | |
|--------------|-----------------|
| R. Belsheim | W.D. Pilkey |
| R.L. Bort | E. Sevin |
| J.D.C. Crisp | J.G. Showalter |
| D.J. Johns | R.A. Skop |
| K.E. McKee | R.H. Volin |
| C.T. Morrow | H.E. von Gierke |

The Shock and Vibration Digest is a monthly publication of the Shock and Vibration Information Center. The goal of the Digest is to provide efficient transfer of sound, shock, and vibration technology among researchers and practicing engineers. Subjective and objective analyses of the literature are provided along with news and editorial material. News items and articles to be considered for publication should be submitted to:

Dr. R.L. Eshleman
Vibration Institute
Suite 206, 101 West 55th Street
Clarendon Hills, Illinois 60514
(312) 654-2254

Copies of articles abstracted are not available from the Shock and Vibration Information Center (except for those generated by SVIC). Inquiries should be directed to library resources, authors, or the original publishers.

This periodical is for sale on subscription at an annual rate of \$140.00. For foreign subscribers, there is an additional 25 percent charge for overseas delivery on both regular subscriptions and back issues. Subscriptions are accepted for the calendar year, beginning with the January issue. Back issues are available - Volumes 9 through 12 - for \$20.00. Orders may be forwarded at any time to SVIC, Code 5804, Naval Research Laboratory, Washington, D.C. 20375. Issuance of this periodical is approved in accordance with the Department of the Navy Publications and Printing Regulations, NAVEXOS P-35.

SVIC NOTES

TRANSPORTATION VIBRATION

There are many reasons for testing to simulate common carrier transportation environment, but in spite of these, some tend to take these tests for granted. One reason why these tests are important is all equipment experiences common carrier transportation, mostly as secured cargo, at some stage of its life cycle. Another reason is that these tests can be early indicators of the structural integrity or the fragility of the equipment. If the equipment won't survive common carrier secured cargo transportation, will it be able to survive the dynamic environment when it is installed in its intended vehicle? Thus the most important reason is to ensure that it can be handled and transported without damage.

Transportation environmental tests should be designed to simulate the normal shock and vibration conditions that equipment will encounter during shipment. Each mode of transportation (truck, rail, air and sea) generates its own shock and vibration environment, but the maximum potential for damage due to shock, and the maximum potential for damage due to vibration, is different in each mode of common carrier transportation. Nevertheless, we still desire assurance that equipment can survive any mode of common carrier transportation, and this raises the following questions: Should environmental tests for simulating common carrier transportation be tailored? How should laboratory test requirements be set?

To answer the first question, test tailoring implies that the intended mode of common carrier transportation is known or can be specified in advance. This is rarely the case. However, one might still develop a test to simulate the air suspension trailer vibration environment, as opposed to simulating the more severe vibration environment of a trailer with a conventional suspension system. But what would happen to the equipment if it is shipped in such a trailer and the air suspension system fails enroute? This is one example of the risk one takes in tailoring transportation environment tests. In light of the previous discussion about transportability, I believe tailoring such tests is ill advised.

To answer the second question, measured shock and vibration data should be used to derive laboratory tests for simulating the transportation environment. A report by Ostrem and Godshal* summarizes data incident to the most severe transportation shock and vibration conditions, railroad car coupling and truck vibration respectively. The report also contains a plot summarizing vibration measurements made on trucks by three sets of investigators. There is reasonable agreement on the truck vibration environment below 20 Hz and this raises two questions. What are the effects of the high frequency vibrations on secured cargo? What is a realistic upper vibration test frequency? It will be necessary to answer both questions before realistic tests can ever be developed for simulating the transportation environment for secured cargo.

R.H.V.

*Ostrem, F.E. and Godshal, W.D., "An Assessment of the Common Carrier Shipping Environment," General Technical Report FPL 22, Forest Products Laboratory, Forest Service, U.S. Department of Agriculture, Madison, WI (1979).

| | |
|--------------------|-------------------------------------|
| GENERAL FOR | |
| NTIS GRA&I | <input checked="" type="checkbox"/> |
| DTIC TAB | <input type="checkbox"/> |
| Unannounced | <input type="checkbox"/> |
| Justification | |
| NRH | |
| \$ 140.00 | |
| Distribution/ | |
| Availability Codes | |
| Dist | Avail and/or Special |
| A 21 | |



EDITORS RATTLE SPACE

ENGINEERING EDUCATION WITH THE COMPUTER

The development and marketing of the personal computer have created a new fad in the United States. Even in these difficult times many personal computers are being used to perform menial mathematical tasks, store records, process words, and play games. People are interested in small computers. The schools have not been untouched by this mania. From elementary to graduate level educators are using computers as part of the educational process. It is not clear to me how the computer aids in this process -- except that the students master use of the computer itself.

A recent announcement that several colleges will require each engineering student to own a specific personal computer is indicative of the outlook of some faculty members. Although no reason was cited for this decision, college educators apparently believe that use of a computer will benefit the education of their students. My question is whether widespread use of the computer will be an aid to education or a distraction. I also wonder how the typical college graduate will benefit from computer training. Will such training be given in lieu of fundamentals? It has been said that there is no more room in the college curriculum for specialized subjects -- in fact such communication skills as speech and writing have been sacrificed in the technical programs of many colleges and universities. Does this mean that the trend is continuing toward training engineers who find themselves buried in technical trivialities and unable to communicate with others.

On the positive side, however, I can envision that the personal computer will save students time in many design-oriented courses. Rather than waiting in line at computer centers the student will be able to perform computations at his own convenience. The student could even learn to use the computer on experiments -- process control, data processing, and data display. The negative side of this computer availability is the tendency of many students and engineers to use the trial-and-error process in problem solution -- the "throw it in and try it" syndrome.

Only time will tell whether this trend is an overreaction to the availability of powerful computational tools or will lead to a different type of engineering education. New applications of the computer in the engineering process will be of interest, however, because many of the engineering students working on computers will develop new computational techniques as well as new data storage and processing capabilities.

R.L.E.

DYNAMIC BALANCING WITH MICRO PROCESSORS

D.G. Stadelbauer*

Abstract. *This article describes the use of micro processors in balancing.*

The nearly universal change from soft-bearing to hard-bearing balancing machines during the last 15 years was made economically feasible by the advent of transistorized and integrated circuitry, because hard-bearing machines require considerably more sophisticated filtering and amplification of the unbalance signal than the formerly prevalent soft-bearing machines.

Different approaches are used to measure the effects of unbalance in soft- and hard-bearing balancing machines. Soft-bearing machines measure unbalance in terms of vibration amplitude; hard-bearing machines measure in terms of centrifugal force. Force measurement provides the hard-bearing machine with the attractive feature of "permanent calibration." It is officially defined in ISO 1925 as "the property of a hard-bearing balancing machine that permits the machine to be calibrated once and for all and remain calibrated for any rotor within the capacity of the machine." Permanent calibration is accomplished by the manufacturer prior to shipment, so that the user only has to check it at periodic intervals.

Permanent calibration is useful with on-line computers because appropriately conditioned output signals from the balancing machine pickups represent a direct measure of the centrifugal force generated by unbalance. At a given balancing speed this force can be directly related to an unbalance; i.e., a certain mass at a certain radius. A given pickup voltage thus always means the same ounce-inch (or, gram-inch) unbalance in the bearing plane. The computer accurately calculates equivalent unbalances for any two arbitrarily selected correction planes; the slight inaccuracies that are usually present in analog plane separation devices are thus eliminated. The computer could also be used to account for the increase in

centrifugal force proportionate to the square of the balancing speed. However, integrator circuits between balancing machine pickups and computer input provide constant unbalance readout over a wide speed range and suppress harmonics and extraneous noise signals.

Figure 1 shows a typical installation of a Hewlett Packard model HP 9845A in the control console of a balancing machine. The manual instrumentation with vectormeter readout above the HP 9845A furnishes part of the signal conditioning for the computer and also serves as a backup.

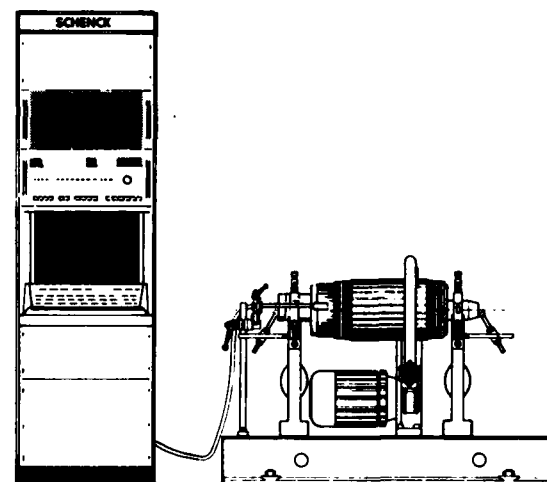


Figure 1. Hard-bearing Balancing Machine with Combination Computer and Standard Instrumentation

Because table top computers were not designed specifically for use on a balancing machine, many of their capabilities are wasted. Furthermore, the many keys sometimes confuse the operator and possibly do not provide the most foolproof way of using the

*Executive Vice President, Schenck Trebel Corporation, Deer Park, NY 11729; Chairman, ISO/TC108/Subcommittee on Balancing and Balancing Machines

balancing machine. In recognition of these shortcomings, balancing machine manufacturers have begun to develop their own micro processor-based instrumentation. One example is the CAB 500, marketed by Schenck Trebel Corp. and shown in Figure 2.




Figure 2. Micro Processor Instrumentation for Balancing Machine with Display Screen

Benefits of the CAB 500 include prompting of the operator with a CRT display, setup data storage in memory files for different rotor types, choice of unbalance correction methods in polar or component form, preselection of unbalance tolerance, and optional printout of data for a permanent record. The CAB 500 can be installed in the field to upgrade older hard-bearing machines.

Prompting guides the operator through the rotor data entry phase; the CAB 500 is thus easy to use. A cursor always flashes at the next field at which data must be entered although such nonessential fields as the rotor code can be bypassed. Units for ABC or radius dimensions automatically go to inches and units for tolerances to gram-inches unless entered differently.

Preselection of the balance tolerance for each plane provides continuous comparison with the residual unbalance. After each run the operator is told if tolerance has been attained, thereby preventing unnecessary correction.

Indication of unbalance is provided in either English units, metric units, or a combination of the two (e.g., gram-inches). If unbalance is to be indicated and corrected in components, the total number of components can be individually selected for each

plane. The reference angle of the first correction point in each plane can also be selected in case components are skewed, as they sometimes are on armatures or roots-type blowers.

Such built-in programs as error analysis routines facilitate troubleshooting and permit periodic verification of calibration with automatic recalibration if necessary. As with manual instrumentation the readout can be retained for an unlimited period of time and translated into other correction planes without running the rotor again.

Unbalance can be indicated in terms of dynamic unbalance or static/couple unbalance with digital or analog display. The latter is unique in that a vectormeter display is simulated on the CRT. Amount and angle of unbalance are indicated simultaneously by small targets surrounded by semicircles (Figure 3). This display shows a direct relationship of magnitude and position of unbalance in the two correction planes. On the right side of the display are stated the scale factor (maximum indication = 50g), exact unbalance data, and multiples of the tolerances represented by the readings.

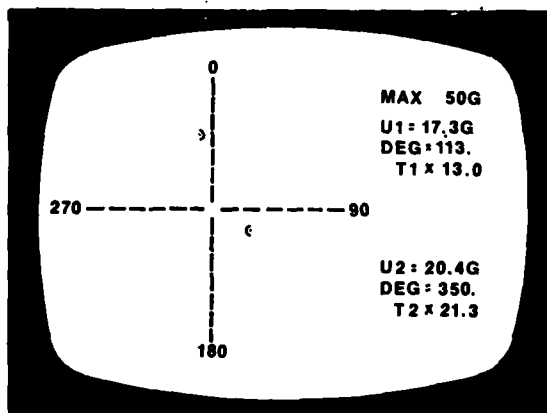


Figure 3. Simulated Vector Display of Unbalance

In the usual sequence of operation the display is used as shown in Figure 4. At this point all rotor data have been entered by the operator via the keyboard and the measuring run has been made; i.e., the rotor has been accelerated to balancing speed and unbalance readings have been taken.

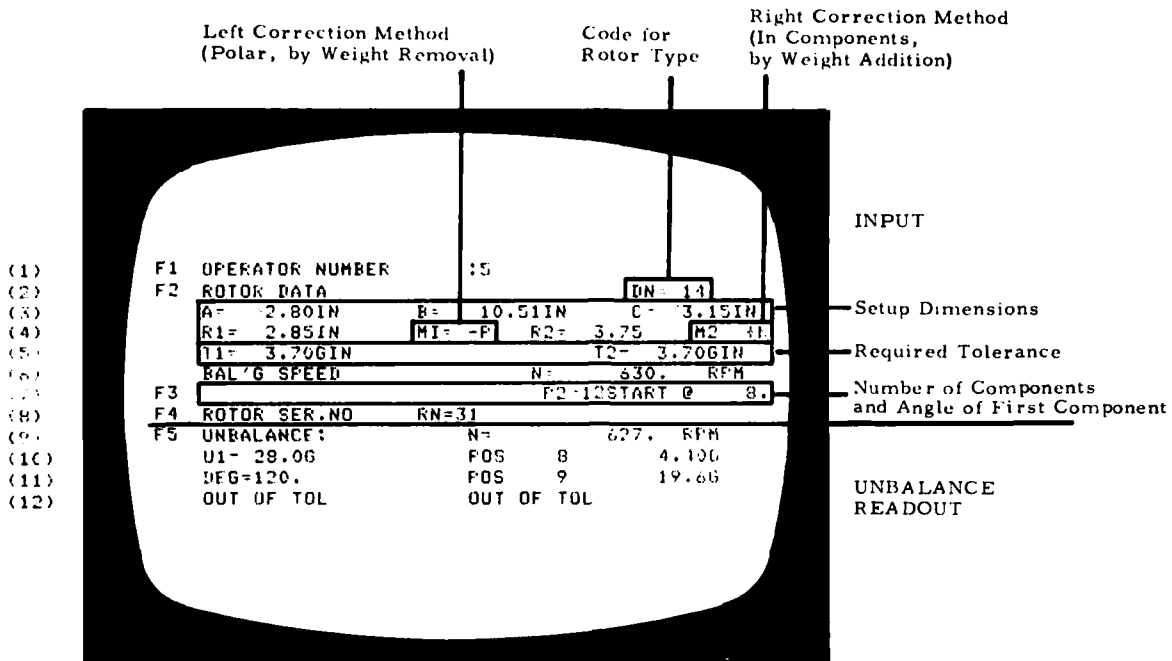


Figure 4. Setup and Unbalance Data

During the entry of the rotor data the operator is prompted by a moving cursor. Appropriate keys on the keyboard permit control of the cursor.

positions. Plus or minus designations preceding P or K indicate that correction is to take place by weight removal (-) or addition (+).

A detailed explanation of the display follows.

Line (5): T1 and T2 list the unbalance tolerance for each plane (3.70 g*in. each).

Line (1): F1 (Field 1) permits identification of the balancing machine operator.

Line (2): F2 ROTOR DATA is the heading for the entire Field 2 extending from line (2) to (7). Line (2) also permits identification of the rotor type, in this case No. 14.

Line (3): The A-B-C rotor dimensions as entered by the operator refer to dimensions illustrated in Figure 5.

Line (4): R1 refers to the radius in the left correction plane at which the unbalance is being measured. R2 refers to the right plane.

Also listed are the indication (or correction) methods M1 and M2; i.e., P for polar correction (single correction at the indicated angular position) in the left plane and K for component correction in the right plane. Component correction usually requires two corrections because the unbalance falls between two component

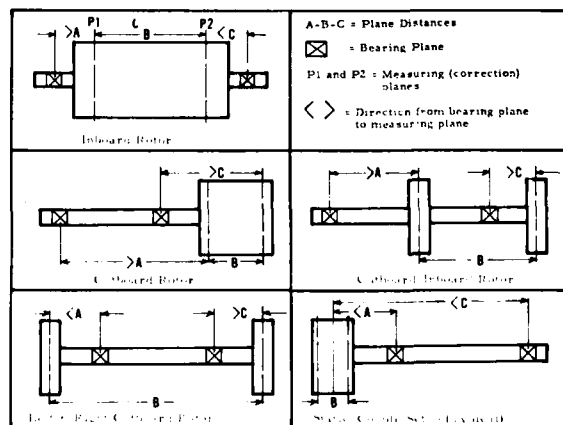


Figure 5. Rotor Configuration Examples

Line (6): Balancing speed is variable. It can be designated by the balancing specification. If not, the operator usually selects the lowest balancing speed at which the indicating sensitivity of the instrumentation is sufficient for the specified balance tolerance.

Line (7): F3 lists additional information for the component correction in the right plane (P2). Thus there are 12 equally spaced positions at which component correction can take place; the angular position of the first (or starting) component is at 8°.

Line (8): Field 4 permits identification of the rotor serial number (here 31).

Line (9): Field 5 Unbalance: This is the heading for lines (9) - (12).

Line (9) also shows the actual balancing speed.

Line (10)/

Line (11): The left column indicates the amount of unbalance (U1 = 28.0 g) in the left correction plane and its angular location (120°). The right column lists the two component positions (Nos. 8 and 9) in the right plane with their respective unbalance values (4.40 g and 19.6 g).

Line (12): States that the unbalance in both correction planes is out of tolerance.

The required unbalance correction is applied to the rotor; a second run is usually made to ascertain that the specified tolerance has been reached in both planes.

If more than one rotor of the same type is balanced, the rotor data in Field 2 are recalled and therefore need not be entered again. Only the new rotor serial number (F4) need be entered. Unbalance data for that rotor is then immediately displayed in Field 5 on the first run. If rotors of a different type are to be balanced, the rotor data of the first type can be stored in a memory file for later recall in case that type of rotor must be balanced again.

After the first run the rotor data and initial unbalance can be recorded in the form of the printed record shown in Figure 6. The record identifies the operator (F1); lists the rotor data (F2), (F3), (F4), and the initial unbalance (F5); and indicates whether or not the rotor is in tolerance. Thereafter, each run -- i.e., the new residual unbalance resulting from the previous unbalance correction -- can be added to the printed record.

```
F1 OPERATOR NUMBER :5
F2 ROTOR DATA          DN= 14
  A= >2.80IN  B= 10.5IN  C= <3.15IN
  R1= 2.85IN  M1=-P  R2= 3.75IN  M2=+K
  T1= 3.70GIN          T2= 3.70GIN
  BAL'G SPEED          N= 630. RPM
F3                               P2=12START @ 8.
F4 ROTOR SER.NO  RN=31
  RUN 1
F5 UNBALANCE:          N= 627. RPM
  U1= 28.0G           POS 8    4.40G
  DEG=120.            POS 9    19.6G
  OUT OF TOL          OUT OF TOL

  RUN 2
F5 UNBALANCE:          N= 627. RPM
  U1= 2.75G           POS 12   462.MG
  DEG= 57.            POS 1    28.0MG
  OUT OF TOL          IN TOL

  RUN 3
F5 UNBALANCE:          N= 627. RPM
  U1= 625.MG          POS 12   303.MG
  DEG= 96.            POS 1    199.MG
  IN TOL              IN TOL
```

Figure 6. Typical Printout of Complete Balancing Cycle

The final printout registers the history of the unbalance measurements and corrections; the above example totaled three runs. Run 1 measured the initial unbalance; Run 2 measured the residual unbalance after correction was made in both planes. Note that the amount of unbalance now reads in milligrams in the right plane and is in tolerance. In the left plane a second correction was required because the initial unbalance was more than 10:1 larger than the specified tolerance. Run 3 measured the residual unbalance after the second correction was made in the left plane. (No further correction took place in the right plane.) The residual unbalance is now in tolerance in both planes, and the balancing operation is completed.

For mass production balancing a programmable micro processor instrumentation model CAB 600 is available. It permits subroutines directly applicable to different methods of unbalance correction. For

instance, the program can be made to interface with a drilling machine and control drill depth. The amount of unbalance, therefore, directly controls the material removal.

If the drive system of the balancing machine contains an indexing feature, the CAB 600 can be used to

accomplish the proper indexing of the rotor so that the heavy spot, where material is to be removed, will be directly under the correction unit -- e.g., drill, milling machine, welder. Such features make the micro processor a highly flexible tool that will have a significant impact on developments in the balancing field.

LITERATURE REVIEW: **survey and analysis of the Shock and Vibration literature**

The monthly Literature Review, a subjective critique and summary of the literature, consists of two to four review articles each month, 3,000 to 4,000 words in length. The purpose of this section is to present a "digest" of literature over a period of three years. Planned by the Technical Editor, this section provides the DIGEST reader with up-to-date insights into current technology in more than 150 topic areas. Review articles include technical information from articles, reports, and unpublished proceedings. Each article also contains a minor tutorial of the technical area under discussion, a survey and evaluation of the new literature, and recommendations. Review articles are written by experts in the shock and vibration field.

This issue of the DIGEST contains articles about optimization of structures under shock and vibration environment, and recent investigations of the propagation of finite amplitude multi-dimensional acoustic waves.

Dr. S.S. Rao of San Diego State University, San Diego, California has written an article defining a general structural optimization problem. A classification of structural optimization applications is based on the nature of the major behavior constraint. Recent work in each class of problems is reviewed. Developments in the area of optimization methods and sensitivity analysis are discussed.

Professor J.H. Ginsberg of Georgia Institute of Technology, Atlanta, Georgia has written a paper describing phenomena that arise in multi-dimensional systems in which wave intensity is not uniform transverse to the direction of propagation. Use of the direct method and applications of integral transforms in the analysis of wave propagation are described.

OPTIMIZATION OF STRUCTURES UNDER SHOCK AND VIBRATION ENVIRONMENT

S.S. Rao*

Abstract. A general structural optimization problem is defined. A classification of structural optimization applications is based on the nature of the major behavior constraint. Recent work in each class of problems is reviewed. Developments in the area of optimization methods and sensitivity analysis are discussed. Structural optimization problems that need further investigation are summarized.

A general structural optimization problem involves the determination of a set of design variables x_i , $i = 1, 2, \dots, n$ that minimize the objective functions $f_1(\vec{X})$, $f_2(\vec{X})$, \dots , $f_k(\vec{X})$ and satisfy the constraints $g_j(\vec{X}) \leq 0$, $j = 1, 2, \dots, p$ and $l_j(\vec{X}) = 0$, $j = 1, 2, \dots, q$. \vec{X} is the design variable vector with $\vec{X}^T = \{x_1, x_2, \dots, x_n\}$, $g_j(\vec{X})$ is the j^{th} inequality constraint, and $l_j(\vec{X})$ is the j^{th} equality constraint. Most structural optimization investigations consider only one objective function with no equality constraints. In some cases the design variables x_i are considered functions of such parameters as spatial coordinates; the problem then becomes a trajectory optimization problem [56].

This paper presents a review of recent work in the field of structural optimization with dynamic constraints. It is convenient to classify structural optimization problems according to the major behavior constraint as follows:

- problems with natural frequency constraints
- problems with dynamic response restrictions
- problems with flutter constraints
- problems with reliability constraints
- design of vibration isolators and absorbers

A summary of recent work in each class is given below.

DESIGN PROBLEMS WITH NATURAL FREQUENCY CONSTRAINTS

Control and resonance of natural frequencies are important considerations in the design of dynamic systems. Structural optimization techniques have been applied to reduce the external vibrations of a gas turbine engine [1]. An exterior penalty function method, coupled with the Gauss method for unconstrained optimization, has been applied to a minimum mass design of truss structure. The frequency of vibration has been considered [3, 4] in the unimodal and bimodal optimal design of extensible arches and columns. The minimum weight design of structural members having lower bounds on the eigenvalues has been considered [5].

Optimal control (maximization) of the fundamental frequency of a plate of fixed weight with upper and lower bounds on the thickness has been discussed [6]. The thickness distribution of an axisymmetric plate has been determined by minimizing its volume for a given value of the fundamental natural frequency [7]. A method for an optimal design of symmetric fiber-reinforced composite laminates subjected to constraints on natural frequencies has been presented [8].

The design optimization of axially loaded, simply supported, stiffened cylindrical and conical shells for minimum weight has been considered by Rao and Reddy [9, 10]. Shell wall thickness, thickness and depth of rings and stringers, and number/spacing of rings and stringers were determined when natural frequencies, buckling strength, and direct stress were constrained. The use of allowable stress algorithms for a simple structural optimization problem with a single frequency constraint and a constant mass matrix has been discussed [11]. An optimality criterion method has been presented for obtaining the

*Professor, Department of Mechanical Engineering, San Diego State University, San Diego, California 92182

optimum configuration of structural elements undergoing large amplitude oscillations and subjected to a frequency constraint [12].

DESIGN PROBLEMS WITH DYNAMIC RESPONSE RESTRICTIONS

Limiting the dynamic response becomes important when a structure is subjected to wind loads, earthquakes, impacts, gusts, or blast waves. Minimization of the maximum deflection of beams subjected to harmonic excitation has been considered [13]. A formulation of an earthquake-resistant design for structural systems has been presented [14]. On the basis of current design philosophy two levels of performance constraints were imposed on the problem. The design problem was formulated as a min-max problem; then a general strategy was presented to transcribe the problem to the canonical form of a nonlinear programming problem. An interactive software system for the optimal design of civil engineering structures has been given [15]; the example used was the optimal design of a nonlinear single-degree-of-freedom impact absorber.

Optimum bearing-support damping for rotor/bearing systems from stability maps has been determined [16]. The dynamic response of a multimass, large-scale, flexible rotor mounted on antifriction bearings and a variable force friction damper has been investigated [19]. Experimental results indicated optimized damping for the system.

The optimal design of dynamically loaded rigid-plastic structures has been considered [18, 21]. A state space method for optimal design of structures under transient dynamic excitation was developed, and three problems were solved [17]. The optimization of damped dynamic structures has been considered [20]. An efficient technique has been presented by Masri and Safford [22] for optimizing the selection of pulse train characteristics to simulate the response of general types of structural systems to arbitrary dynamic environments. An adaptive random search algorithm was used that incorporated a periodic exploratory search for the optimal step-size variance. The same authors have presented an active control method for reducing the oscillations of distributed parameter systems subjected to arbitrary dynamic environments [23].

Mechanical dampers for the control of self-excited galloping of transmission lines have been considered by Rowbottom [24]. He recommends two dampers -- an in-span damper and a resilient mounting. Both dampers have been optimized either by maximizing the negative damping excitation that the damped system can withstand or by choosing the smaller logarithmic decrement of oscillation of the system to be as large as possible in the absence of excitation.

DESIGN PROBLEMS WITH FLUTTER CONSIDERATIONS

The control of flutter is important in such aircraft structures as wings, tails, and control surfaces, which are subjected to large lateral aerodynamic loads. The ideas presented by Haug and Arora [52] were used to determine the true optimal designs for structures undergoing flutter in the presence of damping [25]. A procedure for sizing an airframe for flutter-free performance has been demonstrated on a large flexible supersonic transport aircraft [26]. A two-level reduced basis or modal technique was used to reduce the computational cost of the repetitive flutter analysis.

A numerical procedure has been developed for minimizing the structural mass of an aircraft structure that must have a specified minimum flutter velocity or divergence velocity [27]. The arrangement of structural members was kept constant while the stiffness parameters were varied.

DESIGN OF VIBRATION ISOLATORS AND ABSORBERS

Vibration isolators and absorbers are devices that reduce or eliminate the unwanted effects of shock and vibration disturbances on critical elements of a mechanical system. A procedure to formulate redesign recommendations for suspending mass transport cars has been presented [28]. The objective of this study was to improve the performance of the suspension system under dynamic conditions so as to yield resonant velocities outside the range of most frequent operation. A state space method of optimal design of vibration isolators subjected to transient loads has been developed and applied [29]. Bullock and Cooley [30] described the design process followed in

developing a 100-ton freight car truck suspension system having Coulomb damping. The optimization of the actual design parameters and comparison to existing truck suspensions were accomplished using a late vehicle model.

A comparative study of various ride comfort criteria for the optimum design of a vehicle traveling on randomly profiled roads has been made by Dahlberg [31]. An optimization technique has been applied to evaluate the optimum values of the many parameters involved in the design of a pneumatic vibration isolation system; the maximum transmitted motion to the body would be minimum over a broad frequency range [32]. The optimal suspension structure for a simple one-degree-of-freedom vehicle model has been derived using linear-quadratic regulator theory [33].

An optimization system [34] to minimize the forced vibrational response of large-scale finite element models involves adjustment of isolator elements. This technique can be applied to models under steady state harmonic response and stationary random response.

Game theory has been used in optimization of shock and vibration isolation systems [35]. Results have been obtained for a three-degree-of-freedom system with an exponentially decaying base disturbance. A single-degree-of-freedom system was also used to evaluate the relative worth of a multi-degree-of-freedom system. Dual dynamic dampers have been proposed to replace viscous damping elements in isolators [36].

It has been shown that the equations of motion for a Lanchester damper can be modified to include the effects of both a damper slug rolling inside a cavity within the parent body and the kinetic energy of the damping fluid [37]. Slug rolling reduces the performance of the damper below that predicted by standard theory; a different value for damping is required at the optimum condition.

Warburton [47] determined the optimum parameters of absorbers. When they are attached to one mass of a main system with two degrees of freedom, the absorbers minimize the harmonic response of that mass. He also compared absorber parameters that were determined by either treating the main system

as an equivalent one-degree-of-freedom system or using classical theory. He also showed how the optimum parameters of absorbers, which are attached to beams, plates, and cylindrical shells, can be obtained accurately from parameters of an equivalent single-degree-of-freedom main system [38, 48].

The problem of designing an optimum Lanchester damper for a viscously damped single-degree-of-freedom system subjected to inertial harmonic excitation has been investigated [39, 41]. The optimum design of an untuned viscous dynamic vibration absorber has been considered [40, 44]. The vertical and horizontal vibrations of a periodically forced vibration system with a magnetic absorber system (M.D.) have been analyzed [42]. The most favorable state in the principal mass was also discussed.

Computational graphs that can be used to determine the optimal linear vibration absorber for a linearly damped primary system have been presented [43]. A graphical procedure (frequency locus method) has been used [45, 46] to optimize an untuned viscous dynamic vibration absorber [40].

DESIGN PROBLEMS WITH RELIABILITY CONSTRAINTS

The weight optimization of indeterminate structures subjected to deterministic transient dynamic loads and reliability constraints has been determined [49]. Optimization algorithms, which incorporate analyses based on numerical integration of equations of motion and shock spectra, have been utilized. A mathematical programming method for formulating an optimum design problem for structural systems using random parameters has been presented by Rao [50]; the systems are subjected to random vibration. The method was applied to the optimum design of a cantilever beam with a tip mass and a truss structure supporting a water tank. The time parameter that appears in the random vibration-based constraints was eliminated by replacing the probabilities of failure by suitable upper bounds.

OPTIMIZATION METHODS

Various optimization methods, including nonlinear programming and optimal control techniques have

been compiled, as have their applications to structural and machine design problems [52, 54]. Various optimum design methods and their applications to engineering problems have been given [56]. Stochastic programming methods, which are useful for structural design problems involving random variables and random processes, are discussed in detail.

A survey of the applications and uses of optimization in aeronautical structural design has been presented [51]. Ideas and trends in optimization have been summarized [53]. An evaluation of the optimization software available in engineering design has been published [55], as has a discussion of the current state and future prospects of optimization in design [58]. The latter paper emphasizes the use of computerized algorithms and evolutionary and intuitive processes in optimal design.

A multilevel approach has been applied to the minimum weight structural design of wing box structures with fiber-composite stiffened-panel components [57]. The optimum sensitivity problem, which involves determination of derivatives of the optimal objective function and design variables with respect to physical quantities that are kept constant as problem parameters during optimization, has been considered [59]. The sensitivity equations derived in this work are applicable to optimum solutions obtained by direct search methods as well as those generated by SUMT methods. Recent developments in analytical, noniterative, and global optimization methodologies have been given by Wilde [60].

CONCLUSION

This review of recent work on structural optimization under shock and vibration environments indicates that the following problems need further investigation:

- the solution of design problems with discrete or integer design variables
- the application of multilevel and decomposition techniques for the solution of large-scale design problems with dynamic constraints
- reliability-based design problems involving stochastic processes with non-Gaussian inputs

REFERENCES

1. Bedrossian, H. and Phoenix, R., "Application of Structural Optimization Technique to Reduce the External Vibrations of a Gas-Turbine Engine," ASME Paper No. 81-DET-143 (1981).
2. Bellagamba, L. and Yang, T.Y., "Minimum-Mass Truss Structures with Constraints on Fundamental Natural Frequency," AIAA J., 19 (11), pp 1452-1458 (1981).
3. Blachut, J. and Gajewski, A., "Unimodal and Bimodal Optimal Design of Extensible Arches with Respect to Buckling and Vibrations," Optimal Control Applic. Methods, 2 (4), p 383 (1981).
4. Gajewski, A., "A Note on Unimodal and Bimodal Optimal Design of Vibrating Compressed Columns," Intl. J. Mech. Sci., 23 (1), pp 11-16 (1981).
5. Karihaloo, B.L. and Parbery, R.D., "Minimum Weight Members for Given Lower Bounds on Eigenvalues," J. Engrg. Optimiz., 5 (3), p 199 (1981).
6. Litvinov, V.G., "Optimal Control of the Natural Frequency of a Plate of Variable Thickness," U.S.S.R. Computational Math. Math. Phys. (translated by Pergamon Press), 19 (4), pp 70-86 (Nov 1980).
7. Olhoff, N., Lurie, K.A., Cherkaev, A.V., and Federov, A.V., "Sliding Regimes and Anisotropy in Optimal Design of Vibrating Axisymmetric Plates," Intl. J. Solids Struct., 17 (10), pp 931-948 (1981).
8. Rao, S.S. and Kultar Singh, "Optimum Design of Laminates with Natural Frequency Constraints," J. Sound Vib., 67, pp 101-112 (1979).
9. Rao, S.S. and Reddy, E.S., "Optimum Design of Stiffened Cylindrical Shells with Natural Frequency Constraints," Computers Struct., 12, pp 211-219 (1980).
10. Rao, S.S. and Reddy, E.S., "Optimum Design of Stiffened Conical Shells with Natural Frequency

- Constraints," *Computers Struct.*, 14 (1/2), pp 103-110 (1981).
11. Spillers, W.R., Singh, S., and Levy, R., "Optimization with Frequency Constraint," *ASCE J. Struc. Div.*, 107 (12), pp 2337-2347 (Dec 1981).
 12. Venkateswara Rao, G. and Narayanaswami, R., "Optimization of Simply Supported Beams in Large Amplitude Vibration to a Frequency," *J. Sound Vib.*, 74 (1), pp 139-142 (1981).
 13. Adali, S., "Minimum-Maximum Deflection and Stress Design of Beams under Harmonic Excitation by Mathematical Programming," *J. Engrg. Optimiz.*, 5 (4), pp 223-234 (1982).
 14. Bhatti, M.A. and Pister, K.S., "A Dual Criteria Approach for Optimal Design of Earthquake Resistant Structural Systems," *Intl. J. Earthquake Engrg. Struc. Dynam.*, 9 (6), pp 557-572 (1981).
 15. Bhatti, M.A., Pister, K.S., and Polak, E., "Interactive Optimal Design of Dynamically Loaded Structures," *ASCE Preprint No. 80-635* (1981).
 16. Chari, P.S., Reddy, C.P., and Reddy, G.M., "Optimum Bearing-Support Damping for Rotor-Bearing Systems for Maximum Stable Operating Speed Range," *ASME Paper No. 81-DET-69* (1981).
 17. Haug, E.J., Arora, J.S., and Feng, T.T., "Sensitivity Analysis and Optimization of Structures for Dynamic Response," *J. Mech. Des., Trans. ASME*, 100 (2), pp 311-318 (Apr 1978).
 18. Heinloo, M. and Kaliszky, S., "Optimal Design of Dynamically Loaded Rigid-Plastic Structures; Application: Thick-Walled Concrete Tube," *J. Struc. Mech.*, 9 (3), pp 235-252 (1981).
 19. Hibner, D.H., Dhat, S.T., and Buono, D.F., "Optimum Friction Damping of a Flexible Rotor," *ASME Paper No. 81-GT-156* (1981).
 20. Kim, S.W. and Kwak, B.M., "Optimal Design of Damped Dynamic Structures," *Optimal Control Applic. Methods*, 2 (4), pp 335-350 (1981).
 21. Lepik, U., "Optimal Design of Rigid-Plastic Simply Supported Beams under Impulsive Loading," *Intl. J. Solids Struct.*, 17 (6), pp 617-630 (1981).
 22. Masri, S.F. and Safford, F.B., "Optimization Procedure for Pulse-Simulated Response," *ASCE J. Struc. Div.*, 107 (9), pp 1743-1761 (Sept 1981).
 23. Masri, S.F., Bekey, G.A., and Caughey, T.K., "Optimum Pulse Control of Flexible Structures," *J. Appl. Mech., Trans. ASME*, 48 (3), pp 619-626 (Sept 1981).
 24. Rowbottom, M.D., "The Optimization of Mechanical Dampers to Control Self-Excited Galloping Oscillations," *J. Sound Vib.*, 75 (4), pp 559-576 (1981).
 25. Claudon, J.L. and Sunakawa, M., "Optimizing Distributed Structures for Maximum Flutter Load," *AIAA J.*, 19 (7), pp 957-959 (1981).
 26. Greene, W.H. and Sobieski, J.S., "Minimum Mass Sizing of a Large Low-Aspect Ratio Airframe for Flutter-Free Performance," *J. Aircraft*, 19 (3), pp 228-234 (Mar 1982).
 27. Rudisill, C.S., "Optimization of Fiber Reinforced Structures to Satisfy Aeroelastic Requirements," *NASA-CR-164536* (1981).
 28. Angeles, J. and Espinosa, I., "Suspension System Synthesis for Mass Transport Vehicles with Prescribed Dynamical Behavior," *ASME Paper No. 81-DET-44* (1981).
 29. Hsiao, M.H., Haug, Jr., E.J., and Arora, J.S., "A State Space Method for Optimal Design of Vibration Isolators," *J. Mech. Des., Trans. ASME*, 101 (2), pp 309-314 (Apr 1979).
 30. Bullock, R.L. and Cooley, D.B., "Optimizing Railroad Freight Car Truck Suspension System Having Coulomb Damping," *J. Engrg. Indus., Trans. ASME*, 100 (3), pp 311-317 (Aug 1978).
 31. Dahlberg, T., "Comparison of Ride Comfort Criteria for Computer Optimization of Vehicle Travelling on Randomly Profiled Roads," *Vehicle Syst. Dynam.*, 9 (6), pp 291-308 (1980).

32. Esmailzadeh, E., "Optimization of Pneumatic Vibration Isolation System for Vehicle Suspension," *J. Mech. Des., Trans. ASME*, 100 (3), pp 500-506 (July 1978).
33. Hrovat, D. and Hubbard, M., "Optimum Vehicle Suspensions Minimizing RMS Rattlespace, Sprung-Mass Acceleration and Jerk," *J. Dynam. Syst., Meas. Control, Trans. ASME*, 103 (3), pp 228-236 (Sept 1981).
34. Nack, W.V., "Vibrational Isolation of Large Scale Finite Element Models Using Optimization," *Computers Struc.*, 14 (1/2), pp 149-152 (1981).
35. Rao, S.S. and Hati, S.K., "Optimum Design of Shock and Vibration Isolation Systems Using Game Theory," *J. Engrg. Optimiz.*, 4, pp 1-12 (1980).
36. Seto, K. and Iwanami, K., "An Investigation of the Vibration Isolator Equipped with Dual Dynamic Dampers as a Damping Element," (1st Report, Optimum Adjustment Condition for Dual Dynamic Dampers), *Bull. JSME*, 24 (197), pp 2013-2019 (Nov 1981).
37. Au, Y.H.J., Ng, K.W., and New, R.W., "The Lanchester Damper - A Design Procedure for Optimizing the Damping Ratio for a Cylindrical Slug Damper Fitted to a Machine Element," *J. Mech. Des., Trans. ASME*, 101 (2), pp 291-297 (Apr 1979).
38. Ayorinde, E.O. and Warburton, G.B., "Minimizing Structural Vibrations with Absorbers," *Intl. J. Earthquake Engrg. Struc. Dynam.*, 8 (3), pp 219-236 (1980).
39. Bapat, V.A. and Prabhu, P., "Optimum Design of a Lanchester Damper for a Viscously Damped Single Degree of Freedom System Subjected to Inertial Excitation," *J. Sound Vib.*, 73 (1), pp 113-124 (1980).
40. Bapat, V.A. and Kumaraswamy, H.V., "Effect of Primary System Damping on the Optimum Design of an Untuned Viscous Dynamic Vibration Absorber," *J. Sound Vib.*, 63, pp 469-474 (1979).
41. Bapat, V.A. and Prabhu, P., "Optimum Design of Lanchester Damper for a Viscously Damped Single Degree of Freedom System by Using Minimum Force Transmissibility Criterion," *J. Sound Vib.*, 67, pp 113-119 (1979).
42. Kurakake, Y., Hara, Y., and Fukuda, S., "Working of Magnetic Dynamic Absorber," (Optimal Damping of M.D. with a Viscous Damper), *Bull. JSME*, 24 (193), pp 1239-1246 (July 1981).
43. Randall, S.E., Halsted III, D.M., and Taylor, D.L., "Optimum Vibration Absorbers for Linear Damped Systems," *J. Mech. Des., Trans. ASME*, 103 (4), pp 908-913 (Oct 1981).
44. Soom, A., "Optimum Design of Linear and Nonlinear Vibration Absorbers for Damped Systems," Paper No. 81-DET-83 (1981).
45. Thompson, A.G., "Optimizing the Untuned Viscous Dynamic Vibration Absorber with Primary System Damping: A Frequency Locus Method," *J. Sound Vib.*, 73 (3), pp 469-471 (1980).
46. Thompson, A.G., "Optimum Tuning and Damping of a Dynamic Vibration Absorber Applied to a Force Excited and Damped Primary System," *J. Sound Vib.*, 77 (3), pp 403-415 (1981).
47. Warburton, G.B., "Optimum Absorber Parameters for Minimizing Vibration Response," *Intl. J. Earthquake Engrg. Struc. Dynam.*, 9 (3), pp 251-262 (1981).
48. Warburton, G.B. and Ayorinde, E.O., "Optimum Absorber Parameters for Simple Systems," *Intl. J. Earthquake Engrg. Struc. Dynam.*, 8 (3), pp 197-217 (1980).
49. Davidson, J.W., Felton, L.P., and Hart, G.C., "Reliability Based Optimization for Dynamic Loads," *ASCE J. Struc. Div.*, 103, pp 2021-2035 (1977).
50. Rao, S.S., "Reliability-Based Optimization under Random Vibration Environment," *Computers Struc.*, 14 (5/6), pp 345-356 (1981).

51. Ashley, H., "On Making Things the Best -- Aeronautical Uses of Optimization," *J. Aircraft*, 19 (1), pp 5-28 (Jan 1982).
52. Haug, E.J. and Arora, J.S., Applied Optimal Design, Wiley-Interscience, NY (1979).
53. Johnson, G.E., "Future Trends in Optimization," *J. Mech. Des., Trans. ASME*, 103 (4), pp 677-682 (Oct 1981).
54. Kirsch, U., Optimum Structural Design, McGraw-Hill, NY (1981).
55. Ragsdell, K.M., "The Evaluation of Optimization Software for Engineering Design," Math. Programming Soc. Mtg: Testing and Validating Algorithms and Software, Boulder, CO (Jan 1981).
56. Rao, S.S., Optimization: Theory and Applications, Wiley, NY (1978).
57. Schmit, L.A. and Mehrinfar, M., "Multilevel Optimum Design of Structures with Fiber-Composite Stiffened-Panel Components," *AIAA J.*, 20 (1), pp 138-147 (1982).
58. Siddall, J.N., "Frontiers of Optimum Design," *J. Mech. Des., Trans. ASME*, 101 (4), pp 674-681 (Oct 1979).
59. Sobieski, J.S., Batthelemy, J.F., and Riley, K.M., "Sensitivity of Optimum Solutions to Problem Parameters," AIAA Paper No. 81-0548, pres. at 22nd AIAA/ASME/ASCE/AHS Struc., Struc. Dynam. Matls. Conf., Atlanta, GA (Apr 6-8, 1981).
60. Wilde, D.J., Globally Optimal Design, Wiley-Interscience, NY (1978).

RECENT INVESTIGATIONS OF THE PROPAGATION OF FINITE AMPLITUDE MULTI-DIMENSIONAL ACOUSTIC WAVES

J.H. Ginsberg*

Abstract. Phenomena are described that arise in multi-dimensional systems in which wave intensity is not uniform transverse to the direction of propagation. Use of the direct method and applications of integral transforms in the analysis of wave propagation are described.

Earlier review articles [1, 2] described a variety of interesting phenomena that arise when acoustical waves have reasonably large amplitudes; e.g., in excess of 120 dB (re 20 μ Pa) in air or 210 dB (re 1 μ Pa) in water. The phenomena of wave steepening and formation of shocks in planar waves are well-documented.

The effects that arise in multi-dimensional systems, in which wave intensity is not uniform transverse to the direction of propagation, are less familiar but equally dramatic. Various techniques have been employed to evaluate these effects. Multi-dimensional systems have resisted exact analytical solutions. As a result analytical solutions using perturbation methods have received a great deal of attention.

GENERAL CONCEPTS

Consider the case of linear waves when the signal strength is infinitesimal. In general, the acoustic medium is nondispersive; that is, a one-dimensional wave having infinitesimal amplitude will propagate at the speed of sound regardless of its wavelength. However, the speed at which nonuniform waves propagate is dependent on the rates of variation in the propagating and transverse directions, as might be measured by a ratio of wavelengths. In fact, waves having comparatively small transverse wavelengths decay exponentially rather than propagate [3]. Because the phase speed for propagating waves is

dependent on a ratio of wavelengths in orthogonal directions, individual waves are often found to propagate jointly. Thus an acoustic wave can be considered to be comprised of groups of waves having different wave speeds.

Let p denote the acoustic pressure and v_1, v_2, v_3 the particle velocity components. Then

$$\begin{pmatrix} p \\ v_1 \\ v_2 \\ v_3 \end{pmatrix}_i = \sum_{i=1}^M \begin{pmatrix} p \\ v_1 \\ v_2 \\ v_3 \end{pmatrix}_i \quad (1)$$

where i represents the group number. Each group has a unique phase speed, which is denoted as c_i .

Let x_1 be the direction of propagation. Then each group can be written as

$$\begin{pmatrix} p \\ v_1 \\ v_2 \\ v_3 \end{pmatrix}_i = \sum_{j=1}^M \begin{pmatrix} (p)_{ij} \\ (v_1)_{ij} \\ (v_2)_{ij} \\ (v_3)_{ij} \end{pmatrix} \quad (2)$$

The terms to the right of the equality sign are functions of $t - x_1/c_i, x_2$, and x_3 .

The lack of dispersion for the individual contributors to a specific group i has a profound nonlinear effect. For discussion purposes nonlinearity can be considered to create source terms that excite a second order linear signal. Because these source terms propagate at the speed of the group from which they are formed, a resonant-like condition is established. This leads to a cumulative growth of distortion effects as the group propagates.

*School of Mechanical Engineering, Georgia Institute of Technology, Atlanta, Georgia 30332

PERIODIC GEOMETRIES

The direct method described in preceding surveys [1, 2] has been particularly successful in evaluating nonlinear effects. The first step in the direct method is to formulate the problem in terms of the nonlinear hyperbolic wave equation governing the velocity potential [4]. This partial differential equation is solved asymptotically using a singular perturbation method [5]. Most investigators have used the method of renormalization, in which coordinate straining transformations are introduced to describe the distortion associated with nonlinearity.

The systems treated in this section have repetitive geometric configurations. This permits the use of separation of variables to solve the linear differential equations.

The study of two-dimensional waves in a hard-walled duct [6] was significant in the development of the direct method because of the general nature of the excitation. An arbitrary periodic input excited a variety of duct modes that were grouped according to phase speeds. It was found that the distortion of each mode forming a nondispersive group is a consequence of all modes in that group. Furthermore, the distortion is not influenced by the responses in other groups. This conclusion resulted from the fact that a different coordinate straining was found for each group. Because the system was two dimensional, two strained coordinates were introduced. For group i , they had the form

$$\begin{aligned} t - x_1/c_j &= \alpha_i + F_i x_1 (v_1)_i \\ x_2 &= \beta_i + G_i x_1 (v_2)_i \end{aligned} \quad (3)$$

where F_i and G_i are constants. Each term $(p)_{ij}$, $(v_1)_{ij}$, and $(v_2)_{ij}$ ($j = 1, 2, \dots, N$) depends on the values of α_i and β_i . A constant value of α_i defines a wave front for group i , and constant β_i is a ray. Thus, equations (3) define a phenomenon of self-refraction, in which the wave fronts and rays for a group are distorted by the response in the group.

A similar conclusion was obtained in an analysis of the acoustical waves that result when oppositely traveling waves propagate along an infinite plate [7]. That investigation followed the method of renormalization for an inviscid medium. However, the method

of multiple scales, with its increased generality and complexity was required to develop the coordinate straining in the presence of dissipation.

The tendency for non-dispersive groups to interact only with themselves has been identified in general cylindrical [8, 9] and spherical [10, 11] waves. These analyses developed the solutions in terms of eigenmodes of the respective curvilinear coordinate system. The analytical techniques employed followed the grouping concepts developed for the duct problem. The method for evaluating the second order potential function in curvilinear coordinates was identical to that derived for excitation in a single cylinder harmonic [12, 13]. In that procedure the asymptotic expansion of the response in the far field is used to ascertain the coordinate straining. The result is then matched to the expansion of the response in the near field.

The primary differences in the analyses of cylindrical and spherical waves arise from differences in the nature of the dispersion. In the far field, infinitesimal spherical waves propagate at the speed of sound, regardless of the spherical harmonic to which they correspond. Thus, only a single wave group existed in the spherical geometry.

APPLICATIONS FEATURING INTEGRAL TRANSFORMS

A key element in the foregoing analyses was the identification of the portion of the second order potential that grows as the wave propagates. Identification was expedited by the fact that the analogous linearized system could be analyzed by separating variables in the governing partial differential equation. Many systems encountered in practice require more general solution techniques. The feasibility of using integral transforms in the context of the direct method was demonstrated in a study of planar waves [14]. The Laplace transform was used in the analysis to treat an arbitrary time dependence. The coordinate straining, which was performed in terms of the transform, was shown to reduce to the result obtained by more conventional methods.

Integral transforms have been implemented in the analysis of systems related to the infinite baffle problem. Such systems feature the oscillation of a

flat boundary, which results in a confined beam of sound when the frequency is sufficiently high. The linear solution of these problems is usually formulated in terms of source theory, which leads to the Rayleigh integral [3]. However, an alternative formulation using integral transforms has proven to be more convenient for nonlinear problems.

The case of an infinitely long strip on the boundary was treated first. A Fourier cosine transform was used in an evaluation of the growth of harmonics [15] to treat the variation transverse to the axis of propagation. The propagating part of the first order signal was

$$\phi_1 = \int_0^1 \frac{V_k}{\lambda_k} \cos(t - \lambda_k x_1) \cos(kx_2) dk \quad (4)$$

where $\lambda_k = (1 - k^2)^{1/2}$ and V_k is a transform parameter for the excitation. A comparison of this representation with equations (1) and (2) reveals that the sound beam is composed of a continuous spectrum of infinitesimal wave groups. Each group consists of a single harmonic that propagates at the non-dimensional speed $1/\lambda_k$.

Equation (4) leads to source terms occupying a double spectrum of transverse wave numbers k . An analysis [15] reduced the double spectrum to a single one by means of an asymptotic integration (the method of stationary phase). In essence this procedure describes the cancellations resulting from destructive interference between higher harmonics. The part found in the integration represents the primary contribution to the far field.

The potential function that resulted from this analysis was the starting point for a companion study [16] to determine coordinate straining. It was found that the transformation is dependent on the transverse wave number, specifically

$$\begin{aligned} t - \lambda_k x_1 &= \psi_k - \epsilon s_k x_1^{1/2} \sin(\psi_k - \pi/4) \cos(\eta_k) \\ kx_2 &= \eta_k - \epsilon s_k x_1^{1/2} \cos(\psi_k - \pi/4) \sin(\eta_k) \end{aligned} \quad (5)$$

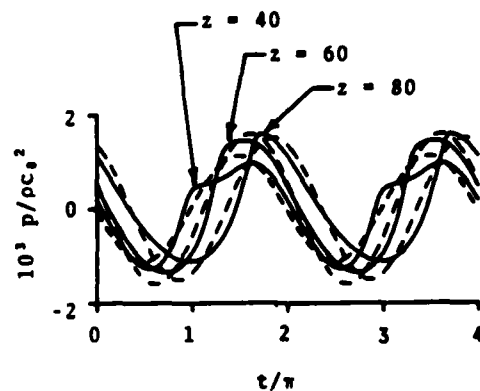
where ψ_k and η_k are the strained coordinates, and s_k is a coefficient that depends on V_k and λ_k . The variables ψ_k and η_k replace $t - \lambda_k x_1$ and kx_2 respectively in equation (4).

This result is consistent with the earlier observation regarding wave groups. Each infinitesimal segment

in the spectrum of transverse wavelets forms a wavelet. Because the phase speed of the wavelet is an analytical function of its wave number, it forms an individually propagating group. The distortion of each group is independent of the response in other groups.

The same type of analysis was employed to study the more realistic problem of axisymmetric sound beams [17]. The unique feature was the treatment of the variation of the signal transverse to the beam axis. Because it was convenient to use cylindrical coordinates to treat the spatial dependence, a Hankel (Fourier-Hankel) transform was used. The analysis of the second order potential was achieved off the beam axis in order to simplify the representation of the Bessel functions that appear in the integral transform. The method whereby the off-axis response was matched to the on-axis result is derived from the treatment of cylindrical waves that propagate in the radial direction [12].

The waveform in both the strip and axisymmetric beam configurations displayed a type of distortion that is not observed in periodic geometries. Wave steepening due to amplitude dispersion occurs even in one-dimensional waves [3]. The figure displays some typical waveforms for the axisymmetric sound beam; it exhibits such distortion. (The dotted curves are the predictions of linear theory.) It can be seen that the shape of the compression phase is high and narrow; the rarefaction phase is broad. This prediction is consistent with experimental observations [18, 19].



Waveforms on Axis in an Intense Sound Beam in Water. $ka = 20$; maximum pressure, 240 dB

Comparable predictions have been reported in the Soviet literature [20-25]. In these analyses finite difference techniques were used to solve a modified version of Burger [26] that is often used as a prototypical equation for nonlinear waves. The modification [27, 28] is intended to account for spreading transverse to the beam axis. However, the assumptions made in the derivation of the modified equation are prone to error when small scale diffraction effects are involved.

Analyses and experimental observations of sound beams indicate that the asymmetry in the profile occurs when the excitation is sufficiently strong to cause significant distortion in the near field, where the beam resembles a quasi-planar wave [19]. Less strong excitations result in a transition of the sound beam to a quasi-spherical in the far field [3]. The mechanism underlying this change in distortion type is a current research topic.

ACKNOWLEDGMENT

These investigations were supported by the National Science Foundation under grants CME-8026496 and MEA-8101106.

REFERENCES

- Ginsberg, J.H., "Recent Development for the Nonlinear Distortion of Non-dispersive Acoustic Waves; Part I: Planar Waves and the Direct Method," *Shock Vib. Dig.*, 11 (7), pp 3-8 (1979).
- Ginsberg, J.H., "Recent Developments for the Nonlinear Distortion of Non-dispersive Acoustic Waves; Part II: Multi-dimensional Systems," *Shock Vib. Dig.*, 11 (8), pp 3-12 (1979).
- Pierce, A.D., *Acoustics*, McGraw-Hill, NY (1981).
- Goldstein, S., *Lectures in Fluid Mechanics*, Wiley-Interscience, NY (1960).
- Nayfeh, A.H., *Perturbation Methods*, Wiley-Interscience, NY (1973).
- Ginsberg, J.H., "Finite Amplitude Two-Dimensional Waves in a Rectangular Duct Induced by Arbitrary Periodic Excitation," *J. Acoust. Soc. Amer.*, 65, pp 1127-1133 (1978).
- Nayfeh, A.H., "Non-linear Propagation of Waves Induced by General Vibrations of Plates," *J. Sound Vib.*, 79 (3), pp 429-437 (1981).
- Kelly, S.G. and Nayfeh, A.H., "Non-linear Propagation of General Directional Cylindrical Waves," *J. Sound Vib.*, 79, pp 415-428 (1981).
- Obermann, S.W., "Propagation of Nonlinear Three-Dimensional Acoustic Waves Induced by Arbitrary Periodic Excitation of a Cylinder," M.S. Thesis, Purdue University (1980).
- Kelly, S.G. and Nayfeh, A.H., "Non-linear Propagation of Directional and Spherical Waves," *J. Sound Vib.*, 72, pp 25-37 (1980).
- Kelly, S.G. and Nayfeh, A.H., "Non-linear Propagation of General Directional Spherical Waves," *J. Sound Vib.*, 79, pp 145-156 (1981).
- Ginsberg, J.H., "Propagation of Nonlinear Acoustic Waves Induced by a Vibrating Cylinder; Part I: The Two-Dimensional Case," *J. Acoust. Soc. Amer.*, 64, pp 1671-1678 (1978).
- Ginsberg, J.H., "Propagation of Nonlinear Acoustic Waves Induced by a Vibrating Cylinder; Part II: The Three-Dimensional Case," *J. Acoust. Soc. Amer.*, 64, pp 1679-1687 (1978).
- Ginsberg, J.H., "An Integral Transform Derivation of Simple Non-linear Planar Waves in an Acoustic Medium," *J. Sound Vib.*, 69, pp 622-625 (1980).
- Ginsberg, J.H., "On the Nonlinear Generation of Harmonics in Sound Radiation from a Vibrating Planar Boundary," *J. Acoust. Soc. Amer.*, 69, pp 60-65 (1981).
- Ginsberg, J.H., "Uniformly Accurate Description of Finite Amplitude Sound Radiation from a Harmonically Vibrating Planar Boundary," *J. Acoust. Soc. Amer.*, 69, pp 929-936 (1981).
- Ginsberg, J.H., "Axisymmetric, Finite Amplitude Sound Beams Generated by Harmonic Trans-

- ducer Excitation," J. Acoust. Soc. Amer., (in press).
18. Browning, D.G. and Mellen, R.H., "Finite-Amplitude Distortion of 150-kHz Acoustic Waves in Water," J. Acoust. Soc. Amer., 44, pp 644-646 (1968).
 19. Campanella, A.J., "Finite Amplitude Distortion of Spherically Diverging Intense Sound Waves in Air," J. Acoust. Soc. Amer., 67, pp 6-14 (1980).
 20. Ostrovskii, L.A. and Sutin, A.M., "Focusing of Finite-Amplitude Acoustic Waves," Sov. Phys. Dokl., 20, pp 275-279 (1975).
 21. Bakhvalov, N.S., Zhileikin, Ya. M., Zabolotskaya, E.A., and Khokhlov, R.V., "Nonlinear Propagation of a Sound Beam in a Nondissipative Medium," Sov. Phys. Acoust., 22, pp 272-274 (1976).
 22. Bakhvalov, N.S., Zhileikin, Ya. M., Zabolotskaya, E.A., and Khokhlov, R.V., "Propagation of Finite Amplitude Sound Beams in a Dissipative Medium," Sov. Phys. Acoust., 24, pp 271-275 (1978).
 23. Bakhvalov, N.S., Zhileikin, Ya. M., Zabolotskaya, E.A., and Khokhlov, R.V., "Focused High-Amplitude Sound Beams," Sov. Phys. Acoust., 24, pp 10-15 (1978).
 24. Bakhvalov, N.S., Zhileikin, Ya. M., Zabolotskaya, E.A., and Khokhlov, R.V., "Harmonic Generation in Sound Beams," Sov. Phys. Acoust., 25, pp 101-106 (1979).
 25. Zhileikin, Ya. M., Zhuravleva, T.M., and Rudenko, O.V., "Nonlinear Effects in the Propagation of High-Frequency Sound Waves in Tubes," Sov. Phys. Acoust., 26, pp 32-34 (1980).
 26. Whitham, G.B., Linear and Nonlinear Waves, Wiley-Interscience, NY (1974).
 27. Zabolotskaya, E.A. and Khokhlov, R.V., "Quasi-plane Waves in the Nonlinear Acoustics of Confined Beams," Sov. Phys. Acoust., 15, pp 35-40 (1969).
 28. Zabolotskaya, E.A. and Khokhlov, R.V., "Convergent and Divergent Sound Beams in Nonlinear Media," Sov. Phys. Acoust., 19, pp 39-42 (1970).
 29. Zemanek, J., "Beam Behavior within the Near-field of a Vibrating Piston," J. Acoust. Soc. Amer., 49, pp 181-191 (1971).

ANNUAL ARTICLE INDEX

FEATURE ARTICLES

| | ISSUE | PAGES |
|---|-------|-------|
| Rieger, N.F. The Literature of Vibration Engineering | 1 | 5-13 |
| Singh, R. Acoustic Impedance Measurement Methods | 2 | 3-9 |
| Beltzer, A.I. Random Waves in Solid Media | 3 | 3-6 |
| Abramson, H.N. The Changing Dimensions of Qualification Testing | 4 | 3-19 |
| Bagci, C. Fatigue Design of Machine Elements | 5 | 3-11 |
| Lund, J.W. Current Topics in Rotordynamics Research | 6 | 3-7 |
| Platzer, M.F. Transonic Blade Flutter: A Survey of New Developments | 7 | 3-8 |
| Lyon, R.H. and Slack, J.W. A Review of Structural Noise Transmission | 8 | 3-11 |
| Plunkett, R. Shock and Vibration Instrumentation | 9 | 3-5 |
| Arndt, R.E.A. and Long, D.F. Cohherent Structure and Jet Noise | 10 | 3-10 |
| Baker, W.E. Approximate Techniques for Plastic Deformation of Structures under Impulsive Loading, III | 11 | 3-11 |
| Stadelbauer, D.G. Dynamic Balancing with Micro Processors | 12 | 3-7 |

LITERATURE REVIEWS

| | ISSUE | PAGES |
|---|-------|-------|
| Nielsen, L.E. Mechanical Damping of Filled Plastics | 1 | 15-16 |
| De, S. Seismic Waves | 1 | 17-33 |
| Mazumdar, J. A Review of Approximate Methods for Determining the Vibrational Modes of Membranes | 2 | 11-17 |
| Mote, C.D., Jr., Schajer, G.S., and Wu, W.Z. Band Saw and Circular Saw Vibration and Stability | 2 | 19-25 |
| Etsion, I. A Review of Mechanical Face Seal Dynamics | 3 | 9-14 |
| Malanoski, S.B. Subsynchronous Vibrations of Rotor Systems | 3 | 15-21 |
| Rades, M. Analysis of Measured Structural Frequency Response Data | 4 | 21-32 |
| Chung, T.J. Recent Developments in Hygrothermoviscoelastic Analysis of Composites | 4 | 33-40 |
| Jones, D.I.G. High Temperature Damping of Dynamic Systems | 5 | 13-15 |
| Kelly, J.M. Asismic Base Isolation | 5 | 17-25 |
| Beards, C.F. Damping in Structural Joints | 6 | 9-11 |
| Srinivasan, V. and Soni, A.H. Seismic Analysis of Rotating Mechanical Systems - A Review | 6 | 13-19 |
| McLean, D. Active Control Technology in Aircraft | 7 | 11-22 |
| Johns, D.J. Wind Excited Behaviour of Structures III | 7 | 23-38 |
| Vaicaitis, R. Recent Research on Noise Transmission into Aircraft | 8 | 13-18 |

LITERATURE REVIEWS (CONTINUED)

| | ISSUE | PAGES |
|--|-------|-------|
| Sathyamoorthy, M. Nonlinear Analysis of Beams. Part I: A Survey of Recent Advances | 8 | 19-35 |
| Sathyamoorthy, M. Nonlinear Analysis of Beams. Part II: Finite Element Methods | 9 | 7-18 |
| Migliore, H. and Webster, R.L. Current Methods for Analyzing Dynamic Cable Response 1979 to the Present | 9 | 19-24 |
| Hobaica, E.C. Behavior of Elastomeric Materials under Dynamics Loads - III | 10 | 13-16 |
| Bert, C.W. Research on Dynamics of Composite and Sandwich Plates, 1979-81 | 10 | 17-34 |
| Krajcinovic, D. Spall Fracture of Solids | 11 | 13-17 |
| Pilkey, W.D., Kitis, L., and Wang, B.P. Optimal Vibration Reduction over a Frequency Range | 11 | 19-27 |
| Rao, S.S. Optimization of Structures under Shock and Vibration Environment | 12 | 9-15 |
| Ginsberg, J.H. Recent Investigations of the Propagation of Finite Amplitude Multi-Dimensional Acoustic Waves | 12 | 17-21 |

BOOK REVIEWS

SNUBBER DESIGN APPLICATIONS AND MINIMIZATION METHODS

F.M. Fredrickson, Editor
ASME Publ. PVP Vol. 55, New York, NY
1981, 75 pages, \$14.00

A snubber is a dynamic or shock restraint device; it is used in large numbers to support piping systems and equipment in the nuclear power industry. A snubber allows essentially free motion to low rates of relative displacement between its two ends. It resists shock or vibration sensed by either relative acceleration or relative velocity between its two ends.

The book is comprised of seven independent papers covering various topics on snubbers. All were written by practicing engineers in the industry. The book is easily understood; essentially no mathematics are involved.

E.J. Renkey reports that tests on low level vibration indicate an increase in the breakaway force due to contamination by wear particles. He states that inspections performed on seismic restraints installed in high vibration areas have verified wearing in those snubbers.

F.E. DiCola presents a program for establishing examination and testing criteria for verifying snubber operability. He identifies both the sources of data to be used for establishing such criteria and the contents of the criteria. The author recommends that criterion values specific to location rather than generic criteria be used. No actual criterion data are presented in the paper.

L.S. Rapel discusses the need for consideration of lateral loading of snubber assemblies. He provides methods for qualifying the assemblies for lateral load. The author points out that lateral loads result in shortening the allowable pin-to-pin dimension of a snubber assembly and that a stiffer extension member may be required.

In 25 pages G.T. Jirak and C.L. Braff describe a wide range of problems related to snubbers encountered at Diablo Canyon Nuclear Power Plant; the resolutions of the problems are also given. Those who want to improve their snubber inspection or surveillance check lists will find this article worth reading.

R.T. Anderson and W.W. Van Meter describe the functions, mechanisms, and characteristics of various types of snubbers currently used in the industry. They present a concept for an electro-mechanically controlled snubber. The authors also describe the advantages and benefits that might be realized by use of an electro-mechanical snubber. The disadvantages -- including the requirement for a redundant power supply for safety-related systems and possible disastrous consequences to control room operators -- are not mentioned.

H.J. Thailer presents the necessary considerations associated with the design of a rigid pipe clamp assembly more engineered than the band clamps traditionally used. The paper is different from typical design textbooks or journals in that neither a design analysis procedure nor a computer code used for optimum design is given. The reader will find the content of the article strictly limited to considerations.

D.J. Graziano and R.M. ElBeshbeshy present methods for reducing the number of snubbers in designing piping systems. The methods include accounting for support stiffness, accounting for gaps between support and pipe, strategic placement of support, and full use of material strength allowed by codes.

The book should benefit those who participate in design, analysis, installation, and inspection of pipe and pipe supports involving snubber applications, including snubber vendors.

M.Z. Lee
Gilbert/Commonwealth
P.O. Box 1498
Reading, PA 19603

FLUID TRANSIENTS AND STRUCTURAL INTERACTIONS IN PIPING SYSTEMS

P.H. Rothe and D.C. Wiggert, Editors
ASME Publ., New York, NY
Book No. G00198, 1981, 53 pages, \$14.00

Vibrations of piping due to fluid transients and fluid-pipe interactions are two significant causes of pipe failures; they affect safety, reliability, and availability of nuclear power and certain other process plants. The six papers illustrate recent progress related to the description and analysis of fluid transients and how they interact with piping.

The first paper describes a numerical analysis approach that simulates the effects of fluid-acoustic and fluid-piping interaction. The analysis utilizes a piping structure finite element analysis code; the fluid in the pipe is represented by spar elements.

The second paper presents a numerical analysis approach using existing dynamic structural analysis computer codes. The method for studying dynamic fluid-piping interaction by separate analyses of fluid and solid components is followed by modal synthesis of the component solutions.

The third paper deals with two methods for calculating overall transfer matrix and pressure pulsation amplitude at certain locations within a special parallel bridge type network. The technique was applied to simulate and analyze the acoustic performance of a piping system. It was also used to attenuate pressure pulsation through acoustic performance of a piping system and to attenuate pressure pulsation through acoustic tuning.

The fourth paper utilizes a two phase thermal hydraulic code, RELAP4, and a water hammer code to analyze a blowdown terminated by check valve closure. The authors point out that piping components, their relative locations, and the values of their characteristics dictate the phenomena and the analysis method involving two-phase fluid transients.

The authors of the fifth paper report their experience in using RELAP4/MOD5 and REPIPE for calculating piping loads on a feedwater line due to check valve closure. Conclusions on nodalization, time-step,

frequency of printout, and spurious oscillation of solutions are applicable to more recent similar codes such as RELAP5/MOD1 - REFORC developed for safety and relief valve evaluation.

In the sixth paper the authors report that a laboratory scale apparatus had provided repeatable data on waterhammer transients of bubble collapse. They state that experimental results are consistent with simple, one-dimensional theoretical analysis of both bubble collapse dynamics and piping structural responses.

The book contains results of good research work and some original data. Theoretical treatment, illustrative examples, and suggestions on optimum system design parameters are well balanced. Fifty references are listed in the second and the third papers alone. The book should benefit university researchers and engineering specialists interested in keeping abreast of the state of the art in the subject field.

M.Z. Lee
Gilbert/Commonwealth
P.O. Box 1498
Reading, PA 19603

BEARING DESIGN -- HISTORICAL ASPECTS, PRESENT TECHNOLOGY AND FUTURE PROBLEMS

W.J. Anderson, Editor
ASME Publ., New York, NY
Book No. H00160, 1980, 212 pages, \$30.00

This book, edited by W.J. Anderson, is a collection of six papers originally presented at the ASME Century 2 - Emerging Technology Conferences held at San Francisco, August 18-21, 1980. The papers outline the achievements of the last decade and provide direction for future developments in bearing materials, bearing design, operating performance prediction capability, extension of bearing life, and reliability. Emphasis is on dynamically loaded bearings.

The first three papers discuss aspects of materials, analysis, and lubrication of rolling element bearings.

In a paper on materials for rolling element bearings E.N. Bamberger reviews the development of bearing materials from the invention of the rolling contact bearing to the present. He illustrates advances with examples from his industrial experience in the aircraft industry. The various material aspects discussed include fracture toughness, surface hardened materials, through hardened materials, hollow rolling elements, ceramics, and metallurgical and chemical effects. The author admits that his review is from a narrow viewpoint in that the work mainly relates to high performance aircraft engine bearings; but many applications in general industry could operate under similar conditions.

The second paper is on computerized analysis and design methodology for rolling element bearing load support systems. J. Pirvis describes advances in the computer analysis of rolling element bearings and presents a survey of the software used by various workers. He advocates system design as opposed to component design and describes the use of computer software packages for selecting rolling element bearings. Three appendices provide details of software suitable for prototype design of a system, typical input/output computer information, and shaft bearing analysis. A minor discrepancy is that the first word in the title of the paper is different from the title in the contents page.

In the third paper R.J. Parker provides a broad survey of the lubrication of rolling element bearings. He covers the basic function of a liquid lubricant and describes the state of technology and limitations of the following methods of lubrication: solid film, grease, jet, splash and bath, wick lubrication, and air/oil mist. Parker outlines the gains that have been made in the last decade to extend the speed capability of rolling element bearings. He also explains how the useful temperature range can be extended with the use of under-race and outer-race cooling. Lubrication-related surface failure modes are illustrated with good photographs.

The fourth paper on journal bearing design for high speed turbomachinery by P.E. Allaire and R.D. Flack outlines the problems that can arise in plain journal bearings operating at very high speeds. Considerable discussion is devoted to the type of bearing that can

be used to reduce or eliminate vibrations; the types include multi-lobe bearings, tilting pad bearings, hydrostatic bearings, offset bearings, partial bearings, and elliptical bearings. Theoretical and experimental data for some of these bearings are presented to demonstrate vibration reducing characteristics at high speed. A useful summary chart outlines the advantages and disadvantages of various types of bearing geometries. Detailed descriptions of experimental rotor test rigs and related instrumentation are given in the appendices.

The fifth paper on turbulent flow bearing design and energy losses by C.M. Taylor contains a considerable literature survey on the subject. He reviews theoretical and experimental work relating to energy losses due to non-laminar flow. Experimental data on bearing temperatures and the transition from laminar to superlaminar flow conditions in journal bearings are discussed. The author provides a critique of four design procedures on the analysis of bearings operating in turbulent regimes and guidance on selecting the geometry of bearings to minimize power loss during operation in the turbulent flow conditions. An appendix contains a brief background to currently available lubrication theories and a summary of the development of philosophies and their limitations.

The final paper on fluid-film bearing response to dynamic loading was written by W. Shapiro. He uses examples to illustrate the time transient method, which traces the history of the motion of a bearing system under subjected loading. He also describes the analysis of incompressible and compressible fluid-film bearings operating under dynamic loading conditions by such techniques as numerical solutions of lubrication equations, field mapping of bearing characteristics, and short bearing approximations.

The book contains a useful literature survey and many references and therefore should be ideal for postgraduate students who are beginning research into bearing design.

D. Koshal
Department of Mechanical and Production
Engineering
Brighton Polytechnic
Brighton, Sussex BN2 4GJ, England

BOOK REVIEWS: 1982

- Anderson, W.J., ed., Bearing Design -- Historical Aspects, Present Technology and Future Problems, ASME Publ., New York, NY, 1980; Reviewed by D. Koshal, SVD, 14 (12), pp 26-27 (Dec 1982)
- Armen, H. and Stiansen, S., eds., Computational Methods for Off-shore Structures, ASME Publ. AMD - Vol. 37, New York, NY, 1980; Reviewed by H. Saunders, SVD, 14 (7), pp 40-41 (July 1982)
- Bickford, J.H., An Introduction to the Design and Behaviour of Bolted Joints, Marcel Dekker Inc., New York, NY, 1981; Reviewed by C.F. Beards, SVD, 14 (10), pp 36-37 (Oct 1982)
- Box, G.E.P. and Jenkins, G.M., Time Series Analysis -- Forecasting and Control, Holden-Day Inc., San Francisco, CA, 1976, revised edition; Reviewed by H. Saunders, SVD, 14 (6), p 22 (June 1982)
- Brebbia, C.A. and Walker, S., Dynamic Analysis of Offshore Structures, Butterworths Inc., Woburn, MA, 1979; Reviewed by H. Saunders, SVD, 14 (2), pp 27-28 (Feb 1982)
- Chenoweth, J.M., ed., Flow-Induced Heat Exchanger Tube Vibration, ASME Publ. HTD - Vol. 9, New York, NY, 1980; Reviewed by H. Saunders, SVD, 14 (7), pp 39-40 (July 1982)
- Faupel, J.H. and Fisher, F.E., Engineering Design, John Wiley and Sons, New York, NY, 1981, 2nd edition; Reviewed by H. Saunders, SVD, 14 (4), pp 41-42 (Apr 1982)
- Fredrickson, F.M., ed., Snubber Design Applications and Minimization Methods, ASME Publ. PVP Vol. 55, New York, NY, 1981; Reviewed by M.Z. Lee, SVD, 14 (12), p 25 (Dec 1982)
- Fuchs, H.O. and Stephens, R.I., Metal Fatigue in Engineering, John Wiley and Sons, Somerset, NJ, 1980; Reviewed by B.I. Sandor, SVD, 14 (8), pp 36-37 (Aug 1982)
- Gorman, D.J., Free Vibration Analysis of Rectangular Plates, Elsevier-North Holland Publ. Co., New York, NY, 1982; reviewed by A. Leissa, SVD, 14 (11), p 28 (Nov 1982)
- Hagedorn, P. (Stadler, W., translator and ed.), Non-Linear Oscillations, Oxford University Press, New York, NY, 1981; Reviewed by R.A. Ibrahim, SVD, 14 (6), pp 21-22 (June 1982)
- Irvine, H.M., Cable Structures, M.I.T. Press, Cambridge, MA, 1981; Reviewed by F. Rosenthal, SVD, 14 (2), p 28 (Feb 1982)
- LaSalle, J.P., The Stability of Dynamical Systems, Society for Industrial and Applied Mathematics, Philadelphia, PA, 1976; Reviewed by P. Holmes, SVD, 14 (9), pp 25-26 (Sept 1982)
- Leipholtz, H., Stability of Elastic Systems, Sijthoff & Noordhoff, The Netherlands, 1980; Reviewed by M. Stenrod, SVD, 14 (4), pp 43-44 (Apr 1982)
- Lord, H., Gatley, W.S., and Evensen, H.A., Noise Control for Engineers, McGraw-Hill Book Co., New York, NY, 1980; Reviewed by H. Saunders, SVD, 14 (8), pp 37-38 (Aug 1982)

Ludema, K.C., Glaeser, W.A., and Rhee, S.K., eds., Wear of Metals, ASME Publ., New York, NY, 1979; Reviewed by H. Saunders, SVD, 14 (9), p 27 (Sept 1982)

Meirovitch, L., Computational Methods in Structural Dynamics, Sijthoff and Noordhoff Intl. Publishers, The Netherlands and Rockville, MD, 1980; Reviewed by R.A. Ibrahim, SVD, 14 (2), pp 26-27 (Feb 1982)

Miller, R.K., Noise Control Solutions for the Construction Industry, Fairmont Press, Atlanta, GA, 1981; Reviewed by R.J. Peppin, SVD, 14 (6), pp 20-21 (June 1982)

Nemat-Nasser, S., ed., Mechanics Today, Volume 4, Pergamon Press, Inc., Elmsford, NY, 1978; Reviewed by L.Y. Bahar, SVD, 14 (5), pp 26-27 (May 1982)

Nemat-Nasser, S., ed., Mechanics Today, Volume 5, Pergamon Press, Inc., Elmsford, NY, 1980; Reviewed by L.Y. Bahar, SVD, 14 (5), pp 27-28 (May 1982)

O'Connor, P.D.T., Practical Reliability Engineering, Heyden & Sons Ltd., London and Philadelphia, 1981; Reviewed by W. Tustin, SVD, 14 (4), pp 42-43 (Apr 1982)

Oden, J.T. and Ripperger, E.A., Mechanics of Elastic Structures, McGraw-Hill Book Co., New York, NY, 1980, 2nd edition; Reviewed by R.A. Scott, SVD, 14 (3), pp 22-24 (Mar 1982)

Pilant, W., Elastic Waves in the Earth, Elsevier-North Holland Publ. Co., New York, NY, 1979; Reviewed by S.K. Datta, SVD, 14 (9), p 25 (Sept 1982)

Pomeroy, C.D., ed., Creep of Engineering Materials, Mechanical Engineering Publications Ltd., London, 1978; Reviewed by K.E. Hofer, SVD, 14 (1), pp 34-36 (Jan 1982)

Reiff, D.D., ed., Component Support Snubbers -- Design, Application and Testing, ASME Publ. PVP-42, 1980; Reviewed by H. Saunders, SVD, 14 (1), p 36 (Jan 1982)

Rothe, P.H. and Wiggert, D.C., eds., Fluid Transients and Structural Interactions in Piping Systems, ASME Publ., New York, NY, 1981; Reviewed by M.Z. Lee, SVD, 14 (12), p 26 (Dec 1982)

Schaeffer, H.G., MSC/NASTRAN Primer Static and Normal Modes Analysis, Schaeffer Analysis, Inc., Mt. Vernon, NH, 1979, 2nd printing; Reviewed by H. Saunders, SVD, 14 (3), pp 24-25 (Mar 1982)

Soedel, W., Vibrations of Shells and Plates, Marcel Dekker, Inc., New York, NY, 1981; Reviewed by A. Leissa, SVD, 14 (11), pp 28-29 (Nov 1982)

Torvik, P.J., ed., Damping Applications for Vibration Control, ASME Publ. AMD - Vol. 38, New York, NY, 1980; Reviewed by D. Beskos, SVD, 14 (3), p 22 (Mar 1982)

Torvik, P.J., ed., Damping Applications for Vibration Control, ASME Publ. AMD - Vol. 38, New York, NY, 1980; Reviewed by H. Saunders, SVD, 14 (8), pp 38-39 (Aug 1982)

Waterhouse, R.B., ed., Fretting Fatigue, Applied Science Publ., Barking, Essex, England, 1981; Reviewed by H. Saunders, SVD, 14 (10), pp 37-38 (Oct 1982)

Williams, R.V., Acoustic Emission, Heyden & Son, Ltd., Philadelphia, PA, 1980; Reviewed by B.C. Baird, SVD, 14 (10), pp 35-36 (Oct 1982)

A General Introduction to Fracture Mechanics, A "Journal of Strain Analysis" Monograph, Mechanical Engineering Publications Ltd., London, 1978; Reviewed by S.N. Atluri, SVD, 14 (1), p 34 (Jan 1982)

Bond Graph Techniques for Dynamic Systems in Engineering and Biology, Special Issue of the Journal of the Franklin Institute, Vol. 308, No. 3, Philadelphia, PA, 1979; Reviewed by M. Hubbard, SVD, 14 (7), pp 41-43 (July 1982)

Fatigue of Composite Materials, ASTM STP-569, Philadelphia, PA, 1975; Reviewed by K. Hofer, SVD, 14 (5), pp 28-30 (May 1982)

SHORT COURSES

JANUARY

RELIABILITY METHODS IN MECHANICAL AND STRUCTURAL DESIGN

Dates: January 10-14, 1983

Place: Tucson, Arizona

Objective: The objective of this short course and workshop is to review the elements of probability and statistics and the recent theoretical and practical developments in the application of probability theory and statistics to engineering design. Special emphasis will be given to fatigue and fracture reliability.

Contact: Special Professional Education, Harvill Building No. 76, Room 237, College of Engineering, The University of Arizona, Tucson, AZ 85721 - (602) 626-3054.

FEBRUARY

VIBRATION AND SHOCK SURVIVABILITY, TESTING, MEASUREMENT, ANALYSIS, AND CALIBRATION

Dates: February 7-11, 1983

Place: Santa Barbara, California

Dates: March 7-11, 1983

Place: Washington, DC

Objective: Topics to be covered are resonance and fragility phenomena, and environmental vibration and shock measurement and analysis; also vibration and shock environmental testing to prove survivability. This course will concentrate upon equipments and techniques, rather than upon mathematics and theory.

Contact: Wayne Tustin, 22 East Los Olivos St., Santa Barbara, CA 93105 - (805) 682-7171.

PERIPHERAL ARRAY PROCESSORS FOR SIGNAL PROCESSING AND SIMULATION

Dates: February 15-18, 1983

Place: Los Angeles, California

Objective: The primary emphasis of this course is on the application of peripheral array processors to the principal problems arising in the processing of sampled analog signals. These include particularly the problems of spectral analysis (Fast Fourier Transform), filtering, and autocorrelation, which are typical of signal processing applications.

Contact: Short Course Program Office, UCLA Extension, P.O. Box 24901, Los Angeles, CA 90024 - (213) 825-1295 or 825-3344.

MACHINERY VIBRATION ANALYSIS

Dates: February 22-25, 1983

Place: Tampa, Florida

Dates: June 14-17, 1983

Place: Nashville, Tennessee

Dates: August 16-19, 1983

Place: New Orleans, Louisiana

Dates: November 15-18, 1983

Place: Chicago, Illinois

Objective: In this four-day course on practical machinery vibration analysis, savings in production losses and equipment costs through vibration analysis and correction will be stressed. Techniques will be reviewed along with examples and case histories to illustrate their use. Demonstrations of measurement and analysis equipment will be conducted during the course. The course will include lectures on test equipment selection and use, vibration measurement and analysis including the latest information on spectral analysis, balancing, alignment, isolation, and damping. Plant predictive maintenance programs, monitoring equipment and programs, and equipment evaluation are topics included. Specific components and equipment covered in the lectures include gears, bearings (fluid film and antifriction), shafts, couplings, motors, turbines, engines, pumps, compressors, fluid drives, gearboxes, and slow-speed paper rolls.

Contact: Dr. Ronald L. Eshleman, Vibration Institute, 101 W. 55th St., Suite 206, Clarendon Hills, IL 60514 - (312) 654-2254.

SYSTEMATIC APPROACH TO IMPROVING MACHINERY RELIABILITY IN PROCESS PLANTS

Dates February 23-25, 1983

Place San Francisco, California

Objective: This seminar is intended to guide machinery engineers, plant designers, maintenance administrators, and operating management toward results-oriented specifications, selection, design review, installation, commissioning, and post start-up management of major machinery systems for continued reliable operations. Emphasis will be on pumps, compressors, and drivers.

Contact: Sherry Theriot, Professional Seminars International, P.O. Box 156, Orange, TX 77630 - (713) 746-3506.

MARCH

EXPLOSION HAZARDS EVALUATION

Dates: March 14-18, 1983

Place: San Antonio, Texas

Objective: Fundamentals of combustion and transition to explosion including recent experimentation

on large-scale systems, current testing techniques and their utility, accidental explosions, and preventive measures are reviewed. Free-field explosions and their characteristics including definition of an explosion, characteristics of explosions, and the fallacy of "TNT" equivalence are defined. Loading from blast waves such as reflected waves -- both normal and oblique, diffraction and diffracted loads, internal blast loading, and effects of venting will be covered. Structural response to blast and non-penetrating impact including approximate methods, the P-i concept, Bigg's methods, numerical methods, and applicable computer codes will be reviewed. Fragmentation and missile effects (trajectories and impact conditions), thermal effects (fireballs from explosions and radiation propagation), damage criteria (buildings, vehicles, and people), and design for blast and impact resistance (general guidelines, design using approximate methods, and computer-aided design) will be reviewed.

Contact: Ms. Deborah Stowitts, Southwest Research Institute, P.O. Drawer 28510, 6220 Culebra Road, San Antonio, TX 78284 - (512) 684-5111.

NEWS BRIEFS: news on current and Future Shock and Vibration activities and events

INTERNATIONAL CONFERENCE ON CONSTITUTIVE LAWS FOR ENGINEERING MATERIALS -- THEORY AND APPLICATION January 10-14, 1983 Tucson, Arizona

An International Conference on Constitutive Laws for Engineering Materials -- Theory and Application will be held January 10-14, 1983 at the Ramada Inn, 404 North Freeway, Tucson, Arizona. This conference is sponsored by University of Arizona, College of Engineering, Tucson, Arizona with financial support from the National Science Foundation, Washington, DC.

The importance of constitutive laws of engineering materials for reliable solutions from analytical and computational procedures has been recognized by the researcher and practitioner. This growing recognition has resulted in significant recent activity towards theoretical and experimental research, and implementation of the laws in various solution procedures.

The major objective of the conference is to provide a bridge between theoretical developments and implementation in order to enhance the potential for applications of various constitutive laws to the solution of engineering problems.

About 100 papers will be presented in the areas of: general theory; metals and composites; geological materials; discontinuous media, interfaces, joints; concrete; granular materials and aggregates; and implementation and evaluation. Papers on elasticity/hypoelasticity, plasticity, viscoelasticity/plasticity, rate type, endochronic and micromechanics/damage models are included under the seven topics. Participants include some of the outstanding persons active in theoretical developments and applications of constitutive laws of a wide range of engineering materials.

For further information contact: Office of Special Professional Education, College of Engineering, Harvill Building, University of Arizona, Tucson, Arizona 85721 - (602) 626-3054.

ABSTRACT CATEGORIES

MECHANICAL SYSTEMS

Rotating Machines
Reciprocating Machines
Power Transmission Systems
Metal Working and Forming
Isolation and Absorption
Electromechanical Systems
Optical Systems
Materials Handling Equipment

Tires and Wheels

Blades
Bearings
Belts
Gears
Clutches
Couplings
Fasteners
Linkages
Valves
Seals
Cams

Vibration Excitation
Thermal Excitation

MECHANICAL PROPERTIES

Damping
Fatigue
Elasticity and Plasticity

STRUCTURAL SYSTEMS

Bridges
Buildings
Towers
Foundations
Underground Structures
Harbors and Dams
Roads and Tracks
Construction Equipment
Pressure Vessels
Power Plants
Off-shore Structures

STRUCTURAL COMPONENTS

Strings and Ropes
Cables
Bars and Rods
Beams
Cylinders
Columns
Frames and Arches
Membranes, Films, and Webs
Panels
Plates
Shells
Rings
Pipes and Tubes
Ducts
Building Components

EXPERIMENTATION

Measurement and Analysis
Dynamic Tests
Scaling and Modeling
Diagnostics
Balancing
Monitoring

VEHICLE SYSTEMS

Ground Vehicles
Ships
Aircraft
Missiles and Spacecraft

ANALYSIS AND DESIGN

Analogs and Analog
Computation
Analytical Methods
Modeling Techniques
Nonlinear Analysis
Numerical Methods
Statistical Methods
Parameter Identification
Mobility/Impedance Methods
Optimization Techniques
Design Techniques
Computer Programs

BIOLOGICAL SYSTEMS

Human
Animal

ELECTRIC COMPONENTS

Controls (Switches, Circuit Breakers)
Motors
Generators
Transformers
Relays
Electronic Components

GENERAL TOPICS

Conference Proceedings
Tutorials and Reviews
Criteria, Standards, and
Specifications
Bibliographies
Useful Applications

MECHANICAL COMPONENTS

Absorbers and Isolators
Springs

DYNAMIC ENVIRONMENT

Acoustic Excitation
Shock Excitation

ABSTRACTS FROM THE CURRENT LITERATURE

Copies of articles abstracted in the DIGEST are not available from the SVIC or the Vibration Institute (except those generated by either organization). Inquiries should be directed to library resources. Government reports can be obtained from the National Technical Information Service, Springfield, VA 22151, by citing the AD-, PB-, or N- number. Doctoral dissertations are available from University Microfilms (DA), 313 N. Fir St., Ann Arbor, MI; U.S. Patents from the Commissioner of Patents, Washington, DC 20231. Addresses following the authors' names in the citation refer only to the first author. The list of periodicals scanned by this journal is printed in issues 1, 6, and 12.

ABSTRACT CONTENTS

| | | |
|--------------------------------------|------------------------------------|---------------------------------------|
| MECHANICAL SYSTEMS 36 | MECHANICAL COMPONENTS. 49 | MECHANICAL PROPERTIES. . 70 |
| Rotating Machines. 36 | Absorbers and Isolators . . . 49 | Damping 70 |
| Metal Working and | Springs 49 | Fatigue 70 |
| Forming 36 | Tires and Wheels 50 | Elasticity and Plasticity . . . 71 |
| | Blades 50 | |
| | Fasteners 52 | |
| STRUCTURAL SYSTEMS 37 | STRUCTURAL COMPONENTS. 52 | EXPERIMENTATION 71 |
| Bridges 37 | Strings and Ropes 52 | Measurement and Analysis . 71 |
| Buildings 38 | Cables 53 | Scaling and Modeling 75 |
| Towers 40 | Bars and Rods 53 | Balancing 75 |
| Foundations 41 | Beams 54 | Monitoring 75 |
| Construction Equipment . . 41 | Cylinders 56 | |
| Power Plants 41 | Frames and Arches 56 | |
| Off-shore Structures 42 | Membranes, Films, and | |
| | Webs 56 | |
| VEHICLE SYSTEMS 42 | Plates 56 | ANALYSIS AND DESIGN 76 |
| Ground Vehicles 42 | Shells 59 | Analytical Methods 76 |
| Ships 45 | Pipes and Tubes 61 | Numerical Methods 77 |
| Aircraft 45 | Ducts 62 | Statistical Methods 78 |
| Missiles and Spacecraft . . . 47 | Building Components 63 | Parameter Identification . . . 79 |
| | | Mobility/Impedance |
| | | Methods 79 |
| | | Computer Programs 80 |
| BIOLOGICAL SYSTEMS 48 | DYNAMIC ENVIRONMENT. . . 64 | GENERAL TOPICS. 80 |
| Human 48 | Acoustic Excitation 64 | Criteria, Standards, and |
| | Shock Excitation 67 | Specifications 80 |
| | Vibration Excitation 68 | |

MECHANICAL SYSTEMS

Noise Control Engrg., 19 (1), pp 17-25 (July-Aug 1982) 9 figs, 2 tables, 19 refs

Key Words: Fan noise, Blades, Noise prediction

An aerodynamic parameter is proposed to relate subsonic axial fan noise to the fundamental flow behavior in the blade row of the fan. This parameter is the peak or maximum blade surface velocity in the rotating reference frame and includes, either explicitly or implicitly, the influence of tip speed, volume flow rate, pressure rise, shaft horsepower and efficiency. Correlation of the noise associated with a very broad range of axial fans - ranging from very lightly loaded household fans to high-speed, high-pressure industrial fans and aircraft propulsion fans - yields good agreement and collapse of data when compared to currently-used correlation methods. Use of this parameter, rather than those based on overall performance, allows trade-off studies to be made within a given performance requirement so that a minimum noise configuration may be designed or selected.

ROTATING MACHINES

(Also see Nos. 2497, 2556)

82-2490

A Remark on the Stability of Linear-Viscoelastic Rotating Shafts (Eine Anmerkung zur Stabilität linear-viskoelastischer rotierender Wellen)

D. Ottl

Lehrstuhl A f. Mechanik der TU Braunschweig, Postfach 3329, D-3300 Braunschweig, Bundesrepublik Deutschland, Ing. Arch., 52 (3/4), pp 275-285 (1982) 7 figs, 10 refs

(In German)

Key Words: Shafts, Rotors, Viscoelastic properties, Stability

The stability of rotating shafts is investigated by means of a perturbation technique and the results assuming a Voigt-Kelvin-material and a linear-viscoelastic material are compared.

82-2491

Finite-Element Analysis for Rotating Equipment

S. Lin

Reliance Electric Co., Greenville, SC, Mach. Des., 54 (15), pp 63-65 (June 24, 1982)

Key Words: Rotors, Centrifugal forces, Computer programs

A procedure which modifies general purpose computer programs to account for centrifugal forces in high speed rotating machinery is presented.

82-2492

A Velocity Parameter for the Correlation of Axial Fan Noise

T. Wright

Fluid Systems Lab., Westinghouse Electric Corp., 1291 Cumberland Ave., West Lafayette, IN 47906,

82-2493

An Iterative Finite Element - Integral Technique for Predicting Sound Propagation from Turbofan Inlets

S.J. Horowitz

Ph.D. Thesis, Georgia Inst. of Tech., 305 pp (1982)

DA8215262

Key Words: Turbofans, Sound propagation, Wave propagation, Finite element technique, Iteration

A new approach to solving the problem of predicting the sound field radiated from a turbofan inlet in flight has been developed. The sound field is divided into two regions: the sound field within the inlet (internal problem) which is modeled using finite elements and the radiation field outside the inlet (external problem) which is modeled using an integral technique. A complete solution is obtained by assuming the distribution of the radiation impedance along the interface between the internal and external regions and then iterating the finite element and integral solutions until convergence is obtained.

METAL WORKING AND FORMING

82-2494

Workpiece Response in Turning due to Spatially Moving Random Metal Cutting Forces

R.B. Bhat, A.M. Sharan, and T.S. Sankar

Dept. of Mech. Engrg., Concordia Univ., Montreal, Quebec, Canada, Mech. Mach. Theory, 17 (4), pp 249-254 (1982) 3 figs, 9 refs

Key Words: Machine tools, Interaction: machine tool-workpiece, Cutting

The nonstationary random response of a workpiece subjected to a constantly varying cutting tool contact in a metal turning operation is investigated. The ensemble of the applied forces is modeled as a white noise process. The workpiece is considered to be a uniform beam with fixed-hinged boundaries and with viscous damping. The results indicate that the workpiece response at the cutting tool contact is not significantly influenced by the tool feed rate for normal metal turning operations.

82-2495

Machine Tool Chatter

M.K. Das

Mech. Engrg. Dept., Univ. of Birmingham, UK, Chartered Mech. Engrg., 28 (8), pp 22-27 (Sept 1981) 11 figs, 1 table, 22 refs

Key Words: Machine tools, Chatter, Self-excited vibrations

The metal removal capacity of machine tools is often limited by self-induced vibration or chatter. This article discusses the reasons for it and how it can be reduced.

82-2496

A Theoretical Method of Minimizing Vibration and Noise Generation of a High Energy Rate Forming Machine Structure

H.F. Vasconcelos and S. Taylor

Dept. of Mech. Engrg., Paraiba Univ., Brazil, IMechE, Proc., Vol. 196, pp 183-190 (June 1982) 4 figs, 8 tables, 12 refs

Key Words: Noise reduction, Vibration control, Machine tools, Finite element technique, Optimization

A technique for the numerical optimization of a finite element model of a high energy rate forming machine is introduced. Both the nature of the impulsive loading and selected structural dimensions are optimized with respect to a simple measure of the noise created during a forging operation. The authors conclude that the technique could be applied to other structures or could be based on a more

sophisticated noise criterion although dynamic finite element analyses demand considerable computing power.

82-2497

Mechanics of Cutting and Boring. Part 7. Dynamics and Energetics of Axial Rotation Machines

M. Mellor

Cold Regions Res. and Engrg. Lab., Hanover, NH, Rept. No. CRREL-81-26, 47 pp (Dec 1981) AD-A113 931

Key Words: Drills, Machine tools

This report deals with force, energy and power in machines such as drills and boring devices, where the cutting head rotates about a central axis while penetrating parallel to that axis. Starting from a consideration of the forces developed on individual cutting tools, or segments of cutters, the thrust and torque on a complete cutting head is assessed, and simple relationships between thrust and torque are derived. Similarly, the energy and power needed to drive the cutting head are estimated and related to tool characteristics. Design characteristics of existing machines are compiled and analyzed to give indications of thrust, torque, power, effective tool forces, nominal thrust pressure, power density, and specific energy.

STRUCTURAL SYSTEMS

BRIDGES

82-2498

Prediction and Control of Pedestrian-Induced Vibration in Footbridges

J.E. Wheeler

Bridge Des. Main Roads Dept., Waterloo Crescent, East Perth, Western Australia 6000, ASCE J. Struc. Div., 108 (9), pp 2045-2065 (Sept 1982) 15 figs, 1 table, 19 refs

Key Words: Bridges, Traffic-induced vibrations, Vibration prediction, Vibration control

Footbridges vibrate because the forces imparted by the user are applied with the frequency of the pace; and movement,

however small, is therefore a forced vibration. In instances where the pace coincides with a structure resonant frequency dynamic movement can be quite large and the user may be disturbed or even alarmed. Vibration is recognized as a serviceability limit state and a process that can be employed as a design tool permitting an early assessment of behavior is proposed. The subject is investigated in terms of the pedestrian excitation source, the structure response, and acceptance criteria. Calculated response compares favorably with test results. Remedial or preventative options in the form of various damping devices are reviewed.

82-2499

Lateral-Distribution Factors for Fatigue Design

C.G. Schilling

Res. Lab., U.S. Steel Corp., Monroeville, PA 15146, ASCE J. Struc. Div., 108 (9), pp 2015-2033 (Sept 1982) 8 figs, 3 tables, 21 refs

Key Words: Bridges, Beams, Steel, Fatigue life, Finite element technique

An extensive finite-element parametric study developed a chart giving lateral-distribution factors for the fatigue design of steel highway bridges. The chart gives conservative upper-limit factors for interior and exterior beams. The factor for interior beams is 0.5. The factor for exterior beams varies with the distance from the beam to the outer traffic lane and reaches a value of 0.9 when the center of the lane is directly over the beam. These upper-limit values can be used to make an initial fatigue check.

82-2500

Impact Factors for Fatigue Design

C.G. Schilling

Res. Lab., U.S. Steel Corp., Monroeville, PA 15146, ASCE J. Struc. Div., 108 (9), pp 2034-2044 (Sept 1982) 4 figs, 2 tables, 27 refs

Key Words: Bridges, Steel, Fatigue life, Impact shock, Traffic-induced vibrations

Theoretical and experimental information is presented on impact factors for the fatigue design of steel highway bridges. Theoretical studies suggest that the impact factors for individual trucks in actual traffic should generally be less than 0.25, but that much higher factors would occur occasionally due to unusual conditions, such as a bump at a critical location. Measurement of impact factors in actual steel bridges confirms these theoretical conclusions.

82-2501

Spectra of Road Surface Roughness on Bridges

H. Honda, Y. Kajikawa, and T. Kobori

Dept. of Civil Engrg., Kanazawa Inst. of Tech., 7-1 Ogigaoka, Nonoichi-Machi, Ishikawa 920, Japan, ASCE J. Struc. Div., 108 (9), pp 1956-1966 (Sept 1982) 11 figs, 1 table, 16 refs

Key Words: Bridges, Surface roughness, Power spectral density, Moving loads

The power spectral density (PSD) of road surface roughness on highway bridges is presented. Eighty-four lines on 56 bridges were measured and the road surface roughness was measured by surveyor's level. The PSD is assumed by a stationary normal probability process with a zero mean value, and is calculated by a maximum entropy method (MEM) to a measured value of road surface roughness. Numerical examples are presented to obtain the information of road surface roughness on bridges in spectral characteristics, and to give the appropriate PSD using the dynamic response analysis of bridges under moving vehicles.

BUILDINGS

82-2502

Airborne Sound Insulation and Graphical Indices

J. Parmanen and H.T. Tuominen

Technical Res. Ctr. of Finland, SF-02150 Espoo 15, Finland, J. Sound Vib., 82 (2), pp 235-245 (May 22, 1982) 2 figs, 5 refs

Key Words: Buildings, Structural members, Acoustic insulation

The use of graphical indices is interpreted as an approximate approach to the estimation of sound insulation performance of building elements. Differences of weighted sound pressure levels are considered as quantitative measures for subjective sound insulation. The indices considered are formed by shifting a reference curve until the highest position is found at which certain specifications, or rules, are met. General expressions are mathematically derived for the maximum differences between graphical indices and sound insulation in two cases: a maximum allowable sum rule for unfavorable deviations, and a combined or restriction of the maximum single deviation. The results indicate that the maximum deviation rule limits the variation between sound insulation and indices in a very efficient way.

82-2503

The Prediction of Sound Transmission through Buildings Using Statistical Energy Analysis

R J.M. Craik

Dept. of Building, Heriot-Watt Univ., Edinburgh, EH1 1HX, UK, *J. Sound Vib.*, 82 (4), pp 505-516 (June 22, 1982) 13 figs, 15 refs

Key Words: Buildings, Sound transmission, Statistical energy analysis

Measurements were carried out on a building to evaluate the uses of statistical energy analysis for determining sound transmission performance. Coupling loss factors were measured and compared with predicted values. It was found that, in general, good agreement was obtained. The coupling loss factors were also used to calculate the sound pressure level, or surface velocity, of each subsystem in the building for a number of different sources. Comparison with the measured results gave an average error of 4 dB.

82-2504

Understanding Noise Control, Part II. Principles and Procedures for Reducing Exterior Noise

R. Moulder

Acoustical Res. Lab., Owens-Corning Fiberglass Corp., Granville, OH, *Plant Engrg.*, pp 57-58 (Sept 2, 1982) 4 figs

Key Words: Buildings, Noise reduction

Means for controlling structure-borne and airborne exterior noise in buildings are described.

82-2505

Identification of Cladding-Structure Interaction in Highrise Buildings Using Parameter Estimation Methods

M. Meyyappa

Ph.D. Thesis, Georgia Inst. of Tech., 212 pp (1982) DA8215266

Key Words: Buildings, Multistory buildings, Cladding effect, Parameter identification technique

The influence of cladding on the dynamic response of two highrise buildings is investigated by studying its effect on the modal parameters. Ambient tests conducted in one of the

buildings at different stages of construction during installation of cladding are described. The estimation of modal parameters from output data is carried out by curve fitting the analytical form of magnitude of the frequency response function to the measured response Fourier amplitude spectra, using the least squares criterion. An attempt is made to correlate the observed changes in the modal parameters with construction to the amount of cladding that had been installed on various test dates. It is noted that the effect of cladding could be to increase the frequencies of the higher modes slightly. The second building is used to evaluate the cladding performance analytically.

82-2506

Dynamic Characteristics of Coupled Wall-Frame Systems

A.K. Basu and G.Q. Dar

Indian Inst. of Tech., Delhi, India, *Intl. J. Earthquake Engrg. Struc. Dynam.*, 10 (4), pp 615-631 (July/Aug 1982) 20 figs, 6 refs

Key Words: Buildings, Multistory buildings, Natural frequencies, Mode shapes

The paper presents the first three natural frequencies and the corresponding mode shapes for fixed-base multistory buildings which can be idealized as an equivalent planar coupled shear wall connected in series to an equivalent frame. The coupled wall is modeled as a continuum of uniform properties and the frame as a uniform shear beam, the connection between the two elements being taken as continuous. Solutions are obtained by treating the structure as a lumped parameter system with twenty equidistant discrete masses having only translational inertia. The relevant flexibility matrix is, however, generated from the exact solution of the governing differential equation for the continuum subjected to point loading. The results are presented for various combinations of the three non-dimensional parameters which are sufficient to describe all the geometric and material properties of the system.

82-2507

Eccentric Bracing in Tall Buildings

A.T. Merovich, J.P. Nicoletti, and E. Hartle

John A. Blume and Assoc., Engrs., 130 Jessie St., San Francisco, CA 94105, *ASCE J. Struc. Div.*, 108 (9), pp 2066-2080 (Sept 1982) 10 figs, 4 tables, 11 refs

Key Words: Buildings, Multistory buildings, Seismic design, Braces

Primary concerns in the design of high-rise buildings, particularly those located in seismically active regions, are the control of interstory drift and the ability of the structure to withstand inelastic deformations. This paper describes how an eccentric bracing scheme was used to satisfy the requirements for both drift control and ductility in the design of a high-rise structure located in a zone of high seismic exposure.

82-2508

Methodology for Mitigation of Seismic Hazards in Existing Unreinforced Masonry Buildings: Wall Testing, Out-of-Plane

ABK, El Segundo, CA, Rept. No. ABK-TR-04, 382 pp (Aug 1981)
PB82-213687

Key Words: Buildings, Masonry, Seismic design, Dynamic tests, Walls

This report describes an experimental program conducted on unreinforced masonry walls subjected to dynamic, out-of-plane motions. The experimental program is one of several tasks in an overall research program, sponsored by the National Science Foundation, whose objective is to develop a methodology for mitigation of seismic hazards in existing unreinforced masonry buildings.

82-2509

Methodology for Mitigation of Seismic Hazards in Existing Unreinforced Masonry Buildings: Diaphragm Testing

ABK, El Segundo, CA, Rept. No. ABK-TR-03, 445 pp (Dec 1981)
PB82-213679

Key Words: Buildings, Masonry, Seismic design, Dynamic tests

This report describes an experimental program conducted on horizontal diaphragms subjected to quasi-static, cyclic, in-plane displacement and dynamic, in-plane earthquake shaking. The experimental program is one of several tasks in an overall research program, sponsored by the National Science Foundation, whose objective is to develop a methodology for mitigation of seismic hazards in existing unreinforced masonry buildings.

TOWERS

82-2510

Analyses of Cooling Tower Dynamics

R.L. Nelson

Central Electricity Res. Labs., Central Electricity Generating Board, Leatherhead KT22 7SE, UK, *J. Sound Vib.*, **79** (4), pp 501-518 (Dec 22, 1981) 3 figs, 8 tables, 22 refs

Key Words: Towers, Cooling towers, Chimneys, Vibration analysis, Seismic excitation, Wind-induced excitation, Finite element technique

A finite element method for analyzing accurately the free vibrations of cooling towers (with column-supports) is shown to give results that are in good agreement with the experimental data obtained on both a full scale cooling tower and the corresponding model structure. The theoretical method is also used successfully to explain the apparent discrepancies between the respective experimental results obtained for both model and full scale structures. The effect of foundation elasticity can be included in the method and it is shown to have a significant effect on the lower modes of a cooling tower. The usefulness of the method as a design tool is demonstrated, and as an example, the effects of changing the dimensions of the cornice, ring-beam and column-supports are studied.

82-2511

Natural Frequencies of Cooling Tower Shells

C.R. Calladine

Dept. of Engrg., Univ. of Cambridge, Cambridge CB2 1PZ, UK, *J. Sound Vib.*, **82** (3), pp 345-369 (June 8, 1982) 12 figs, 2 tables, 16 refs

Key Words: Towers, Cooling towers, Shells, Natural frequencies

Approximate explicit formulae are presented for the fundamental natural frequency of vibration of a uniform hyperboloidal cooling tower shell mounted on a rigid base, and for the circumferential wavenumber associated with fundamental mode. These formulae agree well with results previously obtained by finite element computation and they may be adapted readily for use with cooling tower shells mounted on non-rigid supports. The simplicity of the formulae is a consequence of various approximations which are made in the analysis.

82-2512

Studies of Dynamic Response of a Guyed Tower

G.R. Darbre

Ph.D. Thesis, Rice Univ., 486 pp (1982)

DA8216308

Key Words: Towers, Guyed structures, Off-shore structures, Cables

The objective of this investigation was to contribute to improved understanding of the dynamic response of off-shore guyed towers. This was accomplished through studies of the following interrelated problems: effects of cable and foundation constraints on the natural frequencies and modes of vibration of representative structural systems; low-amplitude harmonic stiffness and free vibrational characteristics of inclined parabolic cables; effects of cable-tower interaction on the dynamic response of the tower; and response of representative guyed tower models to simulated wave loadings.

FOUNDATIONS

82-2513

An Analytical Method to Determine the Under-ground-Coupling Between Rigid Strip-Foundations Bonded to the Surface of a Half-Space Subjected to Harmonic Excitation (Ein analytisches Verfahren zur Berechnung der Untergrundkopplung von mehreren starren, auf der Halbraumoberfläche liegenden Streifenfundamenten bei harmonischer Erregung)

Th. Triantafyllidis

Inst. f. Bodenmechanik und Felsmechanik der Universität Karlsruhe, Kaiserstrasse 12, D-7500 Karlsruhe, Bundesrepublik Deutschland, Ing. Arch., 52 (3/4), pp 145-157 (1982) 5 figs, 17 refs

(In German)

Key Words: Interaction; soil-foundation, Half-space, Harmonic excitation

A finite number of dynamically coupled rigid strip foundations is considered, which are perfectly bonded to the surface of a linear-elastic isotropic and homogeneous half space, representing a mixed two-dimensional boundary value problem. The resulting loads between the rigid inertialess strip foundations and the half space due to harmonic displacement excitation are calculated. The mixed boundary value problem is transformed into a system of coupled Fredholm integral equations of the first kind, the kernels being the unknown surface stresses under the foundations. An approximate solution of the integral equations is obtained using the general-

ized Bubnov-Galerkin method. It is demonstrated that the results provide a simple means for studying the motions of a finite number of adjacent foundations with varying inertia properties.

CONSTRUCTION EQUIPMENT

82-2514

Finite Element Analysis of Soil Compaction Resulting from Vibratory Tillage

H. Vazin

Ph.D. Thesis, The Univ. of Tennessee, 93 pp (1982)

DA8215405

Key Words: Agricultural machinery, Soil compacting, Finite element technique

Factors governing performance of a vibratory plow are vibration frequency, amplitude and direction, speed, and angle and shape of the plow blade. Soil is assumed to be a linearly elastic, isotropic, homogeneous, and layered medium. A finite element mesh was selected to represent the soil. To idealize the action of a vibratory plow in soil, sinusoidal forcing function was applied to the mesh. Compaction of the selected area of the mesh under the action of the forcing function then was taken as a means of representing compaction of the soil under the action of a vibratory plow. This analysis was performed for vertical and horizontal directions of the forcing function, idealizing vertical and horizontal directions of vibration of the plow. To verify results obtained from the model, a vibratory plow with the capability of vibrating in either a horizontal or vertical direction, along with the capacity of providing a frequency range of 0-50 Hz and an amplitude range of 0-25 mm, was designed and constructed. The plow was tested in a field with soil having the same parameters used in the model analysis.

POWER PLANTS

82-2515

Computerized Method for Estimation of the Frequency Response of a Nuclear Reactor

F. Baldeweg and G. Steingroewer

Zentralinstitut f. Kernforschung, Rossendorf bei Dresden, German Dem. Rep., 8 pp (Feb 1981)

ZfK-435

(In German)

Key Words: Nuclear reactors, Frequency response, Computer-aided techniques, Periodic excitation

A computerized method for the measurement of the frequency response of nuclear reactors is described. The sinusoidal input signal is realized by computer control of the automatic controller. The upper frequency limit is given by the inertness of the control rod system.

OFF-SHORE STRUCTURES

82-2516

Wave Loading on Offshore Structures: A Review
R.G. Standing
National Maritime Inst., Feltham, UK, Rept. No. NMI-R-102, OT-R-8113, 142 pp (Feb 1981)
N82-21554

Key Words: Off-shore structures, Wave forces, Cylinders, Fatigue life

Research relevant to design, particularly of deep water structures, is reviewed. Morison's equation and forces on tubular members obtained from large scale experiments in the laboratory and at sea are discussed. Effects of marine growth and surface roughness, slamming on horizontal members, and vortex shedding (including lift forces) are considered. The wave diffraction method for estimating wave loads on members of large diameter and unusual shape and second order wave drift forces, affecting the low frequency response of structures and mooring loads, are included. Structural response and probabilistic methods, which are assuming a greater importance as dynamic loading and fatigue become more critical in design, are also covered.

82-2517

Dynamics of Offshore Structures, Part 1: Perturbation Analysis
R. Eatock Taylor and A. Rajagopalan
Dept. of Mech. Engrg., Univ. College London, London WC1E 7JE, UK, J. Sound Vib., 83 (3), pp 401-416 (Aug 8, 1982) 7 figs, 1 table, 12 refs

Key Words: Off-shore structures, Perturbation theory

An assessment of the nonlinear effects implied by the modified Morison equation is made and a spectral approach is adopted. The wave excitation is taken as a nonlinear function of the Gaussian wave kinematics, while the implied hydrodynamic damping is taken to be linear but time varying. The

solution is obtained by a perturbation technique. Results are compared with those of linearization and time domain simulation. The appearance of higher order convolutions of the wave spectra in the present approach leads to increased excitation near the fundamental natural frequency of typical space frame structures, in comparison with linear solutions. The implied hydrodynamic damping, however, plays a major part in limiting resonant responses.

82-2518

Dynamics of Offshore Structures, Part II: Stochastic Averaging Analysis
A. Rajagopalan and R. Eatock Taylor
Dept. of Mech. Engrg., Univ. College London, London WC1E 7JE, UK, J. Sound Vib., 83 (3), pp 417-431 (Aug 8, 1982) 3 figs, 3 tables, 6 refs

Key Words: Off-shore structures, Stochastic processes, Statistical analysis

This paper is concerned with an investigation into the nonlinear dynamics of drag dominated offshore structures excited by waves. The equations of motion are approximated by a linear system with a time varying damping term; the excitation however is a nonlinear function of the wave particle kinematics. To study the effect of the time varying damping, the resonant response is examined by means of a narrow band idealization. A stochastic averaging of the governing equations is applied, and the Fokker-Planck equation for the response amplitude probability densities is thereby obtained. From the stationary solution of this equation, second order statistics are derived, together with an expression for the hydrodynamic damping which is equivalent to the time varying term. Numerical results are given to illustrate the magnitude of this term for a typical framed structure, and to provide comparisons with results obtained by the conventional technique of linearization.

VEHICLE SYSTEMS

GROUND VEHICLES

(Also see Nos. 2543, 2546, 2600, 2648)

82-2519

The Department of Transport Attitude Towards Road Noise
R.A.F. Smith, R. Hales, and P.G. Fanner

Dept. of Transport, Pretoria, South Africa, 18 pp (1981) (Pres. at Intl. Symp. on Transportation Noise, CSIR Conference Ctr., Pretoria, Oct 21-23, 1981)
PB82-206079

Key Words: Traffic noise, Noise reduction, Regulations

The effects of transportation on the environment have caused problems which may be considered under two main headings -- those that arise from the impact of transport infrastructure and those that arise from the use of the infrastructure by vehicles -- fumes, vibration, noise and dirt. Transport policies in the major metropolitan areas of the Republic have been formulated around 4 main goals; namely, mobility, convenience for the user, reasonable costs and minimum side effects. From these goals each metropolitan transport area has formulated numerous objectives for the transport plan for the particular area.

82-2520

Traffic Noise Generation of Asphalt Road Surfaces

A.T. Visser and R.N. Walker

Natl. Inst. for Transport and Road Res., Pretoria, South Africa, 16 pp (Oct 1981) (Pres. at Inst. of Math. and its Appl. Conf. on Power from Sea Waves, Edinburgh, June 1979)

PB82-206053

Key Words: Traffic noise, Noise reduction, Regulations

Road traffic noise is becoming a matter of concern, particularly in the urban environment. The aim of this study was to evaluate the noise generating properties of different asphalt road surfacing types. Road surfacing type has a minor effect on the noise level inside vehicles at the higher speeds tested, but is more important at lower speeds. However, the surfacing type greatly determines the noise level measured alongside the road at low as well as high vehicle speeds. More noise is generated when the surface texture of surfacings that exhibit random asperities is increased.

82-2521

Traffic Noise Reduction by Means of Surface Wave Exclusion above Parallel Grooves in the Roadside

L.A.M. van der Heijden and M.J.M. Martens

Dept. of Botany, Experimental Ecology Section, Catholic Univ., Toernooiveld, 6525 ED Nijmegen, The Netherlands, Appl. Acoust., 15 (5), pp 329-339 (Sept 1982) 11 figs, 1 table, 18 refs

Key Words: Traffic noise, Noise reduction, Acoustic impedance, Noise barriers, Walls

A new method to reduce traffic noise by means of an invisible wall was investigated theoretically and experimentally. A formula was derived for the frequency dependent impedance of an infinite structure of parallel ribs on an impedance boundary. From the definition of surface waves it followed that these waves can only exist for certain combinations of frequencies, heights of ribs and phases of the complex reflection coefficient of the underlying surface. Upon making this surface softer, more low frequency sound is absorbed. Outdoor experiments above an array of 16 or 21 low brick walls showed a considerable absorption of sound.

82-2522

Sources of Brake Squeal in Motor Vehicles

R.K. Goatley

Ferodo (Pty) Ltd., Durban, South Africa, 14 pp (1981) (Pres. at Intl. Symp. on Transportation Noise, CSIR Conf. Ctr., Pretoria, Oct 21-23, 1981)

PB82-206145

Key Words: Brakes (motion arresters), Noise generation, Friction excitation

Squeal has been identified as a frictional vibration dependent on the geometry of friction and its contact geometry. The mass and stiffness of related parts such as drum, shoe, and caliper, are contributory factors. Their influence on squeal in both disc and drum brake installations is discussed. Practical solutions to the problem are considered within limitations imposed by brake performance requirements.

82-2523

Motorcycle Noise - A Review of Current Practice

J. Venter

Pretoria Univ., South Africa, 10 pp (1981) (Pres. at Intl. Symp. on Transportation Noise, CSIR Conf. Ctr., Pretoria, Oct 21-23, 1981)

PB82-206061

Key Words: Motorcycles, Noise reduction

To keep the noise level as low as possible a motorcycle designer has a number of conflicting requirements to consider and this paper investigates some of these parameters. The serious problem of the noise-polluting effect of non-standard exhaust systems is examined and an enforcement solution is suggested.

82-2524

Performance Limits of Rail Passenger Vehicles: Conventional, Radial and Innovative Trucks

J.K. Hedrick, D.N. Wormley, R.R. Kim, A.K. Kar, and W. Baum

Dept. of Mech. Engrg., Massachusetts Inst. of Tech., Cambridge, MA, Rept. No. DOT/RSPA/DPB-50/81/28, 239 pp (Mar 1982)

PB82-202466

Key Words: Trucks, Ride dynamics, Stability, Cornering effects

The dynamic performance capability of conventional, radial, and innovative passenger trucks is identified and optimized with respect to ride quality, stability, and curve negotiation.

82-2525

Comparative Investigation of Vehicle Vibrations on Three-Dimensional Vehicle Models (Vergleichende Untersuchung von Fahrzeugschwingungen an räumlichen Ersatzmodellen)

E. Kreuzer and G. Rill

Inst. B f. Mechanik, Universität Stuttgart, Pfaffenwaldring 9, D-7000 Stuttgart 80, Bundesrepublik Deutschland, Ing. Arch., 52 (3/4), pp 205-219 (1982)

9 figs, 2 tables, 13 refs

(In German)

Key Words: Ground vehicles, Interaction: road-vehicle, Mathematical models, Stochastic processes

An exact simulation of vehicle vibrations can only be done with three-dimensional models. In this paper four vehicle models of different complexity and excited stochastically by means of an appropriately modeled three-dimensional roadway are investigated. It is shown how variations in modeling produce different ride comfort and ride safety criteria.

82-2526

The Effects of Track Modulus on Vehicle-Track Dynamic Interaction

D.R. Ahlbeck

Battelle Columbus Labs., Columbus, OH, ASME Paper No. 82-RT-3

Key Words: Interaction: rail-vehicle

Track dynamic modulus has long been recognized as an important factor in rail vehicle ride quality and operating safety. A qualitative definition of track dynamic modulus is presented in this paper, along with numerical values based on recent laboratory and field measurement experiments. Results from mathematical models using these values are presented to explore vehicle-track dynamic interactions.

82-2527

Validating Rail Vehicle Dynamic Models: A Case Study

A. Gilan and J.K. Hedrick

Raphael, Haifa, Israel, ASME Paper No. 82-RT-6

Key Words: Railroad cars, Interaction: rail-vehicle

This paper describes the evaluation of lateral tangent track dynamic models by comparing them to experimental data. The models were developed to predict the response of conventional and self-steering radial passenger trucks to random alignment and cross-level track irregularities.

82-2528

Estimation and Control of Ground Vibrations from Trains on Concrete Elevated Structures

D.A. Towers

Bolt, Beranek and Newman Inc., 10 Moulton St., Cambridge, MA 02238, Noise Control Engrg., 19 (1), pp 26-33 (July-Aug 1982) 7 figs, 8 refs

Key Words: Ground vibration, Railroad trains, Traffic-induced vibrations, Elevated railroads, Rapid transit railways

Concrete elevated structures currently make up approximately 48 km (30 route miles) of all newer US urban rail transit systems. The proposed Metropolitan Dade County (Miami) Rapid Transit System will include an additional 32 km (20 miles) of concrete elevated guideway, passing near potentially vibration sensitive areas such as residences, hospitals and research buildings. The estimation and control of ground vibration from the proposed system elevated structures are based on measurements conducted at the Port Authority Transit Corporation (PATCC) rail transit system in Camden County, New Jersey. Future ground vibrations were estimated by adjusting the PATCO measurement results for small differences in system-specific parameters. The results provide a basis for the evaluation of practical vibration control design alternatives.

SHIPS

82-2529

Fluid/Structure Interaction Analysis in the Consideration of Directivity Patterns of Hull-Mounted Transducers

B.E. Sandman, A. Harari, and J.S. Griffin
Naval Underwater Systems Ctr., Newport, RI 02840,
J. Acoust. Soc. Amer., 72 (2), pp 625-632 (Aug
1982) 5 figs, 9 refs

Key Words: Transducers, Interaction: structure-fluid, Ship hulls, Submerged structures, Shells, Cylindrical shells

For an acoustic transducer mounted on the exterior of a submerged hull structure, the effect of dynamic hull mobility upon directivity patterns is a subject of considerable interest to array design engineers. Cylindrical geometry, mounting point impedance, and structural dispersion are possible significant factors in beam pattern distortion. This analytical study utilizes a fundamental fluid/structure interaction model of submerged cylindrical shells to investigate the role of hull vibrations induced by the reactive excitation of a transducer element. It is shown that hull vibration can alter a single-element directivity pattern significantly. The model employed for this study possesses sufficient generality to consider the additional effects of hull damping, transducer isolation, and array beam forming.

AIRCRAFT

(Also see Nos. 2553, 2554, 2555, 2560)

82-2530

Trailing-Edge Noise from Hovering Rotors

Y.N. Kim and A.R. George
Cornell Univ., Ithaca, NY, AIAA J., 20 (9), pp 1167-
1174 (Sept 1982) 7 figs, 34 refs

Key Words: Rotors, Helicopters, Noise prediction

A method has been developed to predict the high-frequency broadband noise due to the interaction of convecting turbulent eddies with the trailing edges of a hovering rotor. The trailing-edge noise from each blade was modeled as moving point dipole noise with spanwise loading corrections. This point dipole approximation was checked by applying the concept to a stationary airfoil in a moving medium with excellent results. In order to estimate the strength of the point dipole, the trailing-edge noise theory of Amiet was used. The method was applied specifically to blade boundary-layer turbulence and compared to incident atmospheric turbulence noise. The results indicate that the relative impor-

tance of these two mechanisms is related to the intensities and the magnitudes of the length scales of the inflow and boundary-layer turbulence.

82-2531

Acoustic Evaluation of the AGUSTA 109A Helicopter in Compliance with the Proposed ICAO Annex 16/Chapter 8 Regulations

W.R. Spletstoesser and S.R. Nagaraja
Deutsche Forschungs- und Versuchsanstalt f. Luft-
und Raumfahrt e.V., Brunswick, Fed. Rep. Germany,
Rept. No. DFVLR-MITT-81-24, 122 pp (Sept 1981)
N82-22993
(In German)

Key Words: Helicopter noise, Noise measurement, Regulations

Noise measurements on the AGUSTA 109A helicopter were performed in order to determine the effective perceived noise levels (EPNL) in compliance with proposed regulations, investigate flight altitude effects on EPNL, and evaluate the effect of different takeoff power settings on EPNL. EPNL values for operational modes are close to the proposed noise limits.

82-2532

Ground Reflection Effects in Measuring Propeller Aircraft Flyover Noise

W. Dobrzynski
Deutsche Forschungs- und Versuchsanstalt f. Luft-
und Raumfahrt e.V., Brunswick, Fed. Rep. Germany,
Rept. No. DFVLR-FB-81-28, ESA-TT-742, 85 pp
(Aug 1981)
N82-22990
(In German)

Key Words: Aircraft noise, Measurement techniques, Ground effect

In measuring flyover noise for purposes of propeller aircraft noise certification, microphones are positioned 1.2 m above the ground. The influence of ground reflection on the maximum A weighted aircraft noise level was investigated. Ground reflection induces level differences of up to 3 db (A), depending on rotational speed and number of blades. Since reflection corrections cannot successfully be applied to propeller noise signatures, alternative measuring arrangements, such as microphones in close proximity to the ground, were investigated.

82-2533

Recommendations for Field Measurements of Aircraft Noise

A.H. Marsh

DyTec Engrg., Inc., Long Beach, CA, Rept. No. NASA-CR-3540, 94 pp (Apr 1982)
N82-22955

Key Words: Aircraft noise, Measurement techniques, Noise measurement

Specific recommendations for environmental test criteria, data acquisition procedures, and instrument performance requirements for measurement of noise levels produced by aircraft in flight are provided. Recommendations are also given for measurement of associated airplane and engine parameters and atmospheric conditions. Recommendations are based on capabilities which were available commercially in 1981; they are applicable to field tests of aircraft flying subsonically past microphones located near the surface of the ground either directly under or to the side of a flight path. Aircraft types covered by the recommendations include fixed-wing airplanes powered by turbojet or turbofan engines or by propellers. The recommended field-measurement procedures are consistent with assumed requirements for data processing and analysis.

82-2534

Aerodynamic Noise Generated by Jet-Wing/Flap Interactions of the External USB Configuration of STOL Aircraft. Part 1: Eight Percent Scale Cold-Flow Model Analysis

M. Maita and S. Shindo

Natl. Aerospace Lab., Tokyo, Japan, Rept. No. NAL-TR-685T, 29 pp (Oct 1981)
N82-22953

Key Words: Aircraft noise, Noise reduction

The acoustic characteristics of the external upper surface blowing (USB) concept of a powered high lift system (PHLS) were studied experimentally using an 8%-scale static cold flow model. Observations of exhaust jet flow attachment and spreading characteristics on wing/flap surface were also carried out using several flow visualization techniques. Noise reduction data were obtained by optimizing basic jet nozzle wing/flap structural geometries for the lowest noise.

82-2535

Analytical Prediction of the Interior Noise for Cylindrical Models of Aircraft Fuselages for Prescribed Exterior Noise Fields. Phase 2: Models for Sidewall Trim, Stiffened Structures and Cabin Acoustics with Floor Partition

L.D. Pope and E.G. Wilby

Bolt, Beranek and Newman, Inc., Canoga Park, CA, Rept. No. NASA-CR-165869, 212 pp (Apr 1982)
N82-22952

Key Words: Aircraft noise, Noise prediction, Interior noise

An airplane interior noise prediction model is developed to determine the important parameters associated with sound transmission into the interiors of airplanes, and to identify appropriate noise control methods. Models for stiffened structures and cabin acoustics with floor partition are developed. Validation studies are undertaken using three test articles: a ring stringer stiffened cylinder, an unstiffened cylinder with floor partition, and ring stringer stiffened cylinder with floor partition and sidewall trim.

82-2536

Development and Validation of Preliminary Analytical Models for Aircraft Interior Noise Prediction

L.D. Pope, D.C. Rennison, C.M. Willis, and W.H. Mayes

Bolt, Beranek and Newman, Inc., Canoga Park, CA 91305, J. Sound Vib., 82 (4), pp 541-575 (June 22, 1982) 18 figs, 7 tables, 19 refs

Key Words: Aircraft noise, Interior noise, Noise prediction

A preliminary version of an airplane interior noise prediction model has been developed. This model is based on a power flow type of analysis. For validation of the model, predictions are made of the sound transmission into a simple unpressured, unstiffened cylinder under random and harmonic excitations. These are compared against experimental results and statistically significant differences between predictions and measurements are identified. It is concluded that these differences are related primarily to input data deficiencies.

82-2537

Recent Research on Noise Transmission into Aircraft

R. Vaicaitis

Inst. of Flight Structures, Columbia Univ., New York, NY 10027, Shock Vib. Dig., 14 (8), pp 13-18 (Aug 1982) 85 refs

Key Words: Aircraft, Interior noise, Noise transmission, Reviews

This paper surveys literature concerning noise transmission prediction into aircraft. Papers from 1960 through early 1982 are reviewed. Special attention is given to noise transmission and cabin noise optimization for a propeller driven aircraft.

82-2538

Flutter and Oscillatory Pressure Tests on a 727 Aileron in a Wind Tunnel

K.S. Nagaraja, G.C. Lakin, and J.B. Bartley
Boeing Commercial Airplane Co., Seattle, WA, J. Aircraft, 19 (9), pp 781-786 (Sept 1982) 14 figs, 3 refs

Key Words: Aircraft wings, Flutter, Wind tunnel testing

This paper presents the subcritical flutter characteristics of a rigid, full-scale 727 wing segment with inboard aileron and tab that was tested in a low-speed wind tunnel. The airplane lateral control system was simulated, and testing was performed with and without the internal pressure balance panel. Subcritical damping characteristics of the binary flutter mode were measured for three cases of tab mass balance and compared with analyses. In addition, oscillatory pressures in the region of the control surface and aileron hinge moments were measured for a wide range of reduced frequencies.

82-2539

Experiment on Active Flutter Suppression of a Cantilever Wing

T. Kikuchi and H.K. Lee
Natl. Aerospace Lab., Tokyo, Japan, Rept. No. NAL-TR-690, 10 pp (Dec 1981)
N82-22282
(In Japanese)

Key Words: Aircraft wings, Active flutter control, Flutter, Cantilever plates

An experiment on active flutter suppression of a cantilever wing with the control surface at the wing tip is described. The experiment was done in a low subsonic wind tunnel. The deflection of the wing was measured by strain gages located near the root of the wing. The aileron was driven by a servomotor. Comparison was made between the present and previous results.

82-2540

Crashworthiness Studies: Cabin, Seat, Restraint, and Injury Findings in Selected General Aviation Accidents

W.R. Kirkham, S.M. Wicks, and D.L. Lowrey
Office of Aviation Medicine, Fed. Aviation Administration, Washington, DC, Rept. No. FAA-AM-82-7, 24 pp (Mar 1982)
AD-A114 878

Key Words: Crash research (aircraft), Crashworthiness

This report reviews 47 survivable or partly survivable accidents investigated since 1973 by personnel from the Civil Aeromedical Institute. The accidents were reviewed for a number of features of crashworthiness and, in particular, for injuries to occupants in relation to the severity of the impact and the performance of cabin and restraint systems. Opinions were rendered by trained crash injury investigators as to the role or expected role in seats and upper torso restraints in adding to or lessening the injuries. The data support the general concepts that nonoccupiable portions of the aircraft receive greater physical damage than occupiable areas.

MISSILES AND SPACECRAFT

82-2541

Analytical and Experimental Evaluations of Space Shuttle TPS Tile Vibration Response

A.G. Piersol and L.D. Pope
Bolt, Beranek and Newman, Inc., Canoga Park, CA 91303, J. Sound Vib., 83 (1), pp 37-51 (July 8, 1982) 11 figs, 2 tables, 3 refs

Key Words: Space shuttles, Thermal protection systems (spacecraft), Tiles, Acoustic excitation, Vibration response

Analytical studies and laboratory experiments have been performed to evaluate the vibration response of the space shuttle thermal protection system (TPS) tiles due to the intense rocket generated acoustic noise during lift-off. The TPS tiles are mounted over the exterior of the space shuttle orbiter structure through strain isolation pads (SIP) which protect the tiles from thermal induced shear loads at their interface. The analytical predictions indicate that the response of a typical tile is governed by the structural vibration inputs through the SIP under the tile at frequencies below 150 Hz, and by the direct acoustic excitation over the exterior surface of the tile at frequencies above 250 Hz.

BIOLOGICAL SYSTEMS

HUMAN

82-2542

Subjective Responses of Chinese to Aircraft Noise

N.W.M. Ko and P.C.K. Lei

Dept. of Mech. Engrg., Univ. of Hong Kong, Hong Kong, Appl. Acoust., 15 (4), pp 251-261 (July 1982) 6 figs, 3 tables, 14 refs

Key Words: Aircraft noise, Human response

A social study was undertaken of the subjective responses to aircraft noise of 909 Chinese in Hong Kong. The study population lives near, or adjacent to, the flight-paths of aircraft landing at, or taking off from, the international airport of Kai Tak. The subjective responses of the Chinese correlate well with the Noise and Number Index. Comparisons of the responses of the Chinese group with those of teachers and firemen in the city and with Londoners have been attempted.

82-2543

Aspects of Train Noise in South Africa

H.R. Raad

Council for Scientific and Industrial Res., Pretoria, South Africa, 30 pp (1981)
PB82-204272

Key Words: Railroad trains, Noise generation, Human response

A brief look is taken at the major sources of train noise including those from planned high speed trains. Factors affecting community response to train noise are discussed and some case histories of complaints concerning railway noise are presented. Possible implementations of control techniques to train noise are reviewed.

82-2544

Subjective Effects of Traffic Noise Exposure, II: Comparisons of Noise Indices, Response Scales, and the Effects of Changes in Noise Levels

F.J. Langdon and I.D. Griffiths

Building Res. Establishment, Garston, Watford WD2 7JR, UK, J. Sound Vib., 83 (2), pp 171-180 (July 22, 1982) 1 fig, 6 tables, 15 refs

Key Words: Traffic noise, Urban noise, Human response

Traffic noise and social surveys were carried out at eight London suburban sites. Dwellings at the selected sites were exposed to noise from freely flowing traffic at various levels. The study was designed to obtain noise measurements and subjective responses from residents on four repeated occasions throughout the year.

82-2545

Community Noise Impact Indicators: A Framework with Examples

M. Maurin

Inst. de Recherche des Transports, Centre d'Evaluation et de Recherche des Nuisances et de l'Energie, 69672 Bron Cedex, France, J. Sound Vib., 79 (4), pp 479-499 (Dec 22, 1981) 11 figs, 5 tables, 26 refs

Key Words: Traffic noise, Human response

Road traffic noise is widely spread in urban areas resulting in an acoustic impact on the whole population. When different conditions of this situation (action on traffic, road networks, buildings, etc.) are changed, each person's exposure changes and a new situation with a new impact is obtained. The objective is to obtain means to estimate the impacts, the importance of changes and even the evolution of collective acoustic situations, and to improve the general exposure as well as that in the noisiest cases. In this paper a sequence of such tools is examined, with emphasis on different ways of data presentation and essential steps in the collection and processing of the data relative to noise and the exposed population.

82-2546

Occupant Survivability in Heavy-Truck Crashes

B. Wolf, K.L. Campbell, and J. O'Day

Highway Safety Res. Inst., Univ. of Michigan, Ann Arbor, MI, Rept. No. UM-HSR1-81-55, MVMA-1164, 31 pp (Nov 1981)
PB82-202383

Key Words: Collision research (automotive), Trucks, Safety restraint systems, Seat belts

Rollover and ejection are associated with heavy-truck occupant fatalities about twice as frequently as for passenger-car occupant fatalities. A panel reviewed 41 in-depth cases to assess the possible effectiveness of restraint use and the contribution of rollover and ejection to the fatal injuries. The panel's responses indicated that belt use was expected to be particularly effective in preventing fatalities resulting from occupant ejection.

MECHANICAL COMPONENTS

ABSORBERS AND ISOLATORS

(Also see No. 2584)

82-2547

A Lumped Parameter Model for the Iterative Analysis of Cylinderlike Antivibration Mounts

C. Ianniello and L. Maffei

Istituto di Fisica Tecnica, Facolta di Ingegneria, Universita di Napoli, 80125 Napoli, Italy, J. Acoust. Soc. Amer., 72 (2), pp 482-487 (Aug 1982) 6 figs, 3 refs

Key Words: Mountings, Vibration isolation, Elastomers, Dynamic stiffness, Stiffness coefficients, Damping coefficients, Lumped parameter method

It is known that wave effects in antivibration mounts result in differences between the force transmissibility, calculated for a one-degree-of-freedom system having constant spring and dashpot parameters, and the experimentally measured one. An evaluation method which allows one to obtain the above mentioned parameters as functions of the frequency for simple rubber systems is presented. The method takes into account the high-frequency interaction between the distributed mass and elasticity which is responsible for the wave effects in the mount. Some experimental evidence about the validity of the method is given.

82-2548

Lead-Rubber Hysteretic Bearings Suitable for Protecting Structures During Earthquakes

W.H. Robinson

Physics and Engrg. Lab., Dept. of Scientific and Industrial Res., Lower Hutt, New Zealand, Intl.

J. Earthquake Engrg. Struc. Dynam., 10 (4), pp 593-604 (July/Aug 1982) 14 figs, 1 table, 20 refs

Key Words: Base isolation, Buildings, Elastomeric bearings, Bearings

Lead-rubber hysteretic bearings provide in a single unit the combined features of vertical load support, horizontal flexibility and energy absorbing capacity required for the base isolation of structures from earthquake attack. The lead-rubber hysteretic bearing is a laminated elastomeric bearing of the type used in bridge structures, with a lead plug down its center. This paper describes the tests on the lead-rubber bearings, the results and a design procedure for selecting the size of the lead plug.

SPRINGS

82-2549

Sizing Torsional Leaf Springs

R. Lilliston

Martin Marietta Aerospace, Orlando, FL, Mach. Des., 54 (15), pp 67-71 (June 24, 1982) 3 figs, 3 refs

Key Words: Leaf springs, Torsion bars, Design procedures

Design calculations for torsional leaf springs are presented. The procedure applies only to blades having identical dimensions, but it is more straightforward than the procedure described in SAE manual for leaf springs consisting of blades with either the same or different widths and thicknesses.

82-2550

On the Dynamic Behaviour of Axially Excited Helical Springs

L.D. Pietra and S.D. Valle

Istituto di Meccanica applicata, Univ. of Naples, Naples, Italy, Meccanica, 17 (1), pp 31-43 (Mar 1982) 11 figs, 2 tables, 8 refs

Key Words: Springs, Helical springs, Natural frequencies

Wittrick's theory on the propagation of deformation waves in a coiled wire is used -- taking into account only the coupling between the displacements of the wire cross-section along the tangent and along the binormal of the average helix -- in order to show how the natural frequencies of the axial and rotational modes of a cylindrical helical spring vary according to a nonlinear function of the wave number. It

is also demonstrated that the natural frequencies resulting from the proposed theory for the natural modes, to which correspond wave lengths greater than two coils, do not differ much from those which can be calculated by considering the spring as a periodic discrete system. Theoretical results are finally tested by an appropriate experimental investigation.

TIRES AND WHEELS

82-2551

Tire/Road Noise

G.J. Kind

Goodyear Intl. Tire Technical Ctr., Luxembourg, 22 pp (1981) (Pres. at Intl. Symp. on Transportation Noise, CSIR Conf. Ctr., Pretoria, Oct 21-23, 1981) PB82-206137

Key Words: Tires, Noise generation, Interaction: tire-pavement, Noise measurement

This paper discusses the different mechanisms that are at the origin of tire to surface noise. Various tire noise measurement and analysis techniques are described and analyzed regarding their correlation to subjective testing. Means to reduce tire noise are proposed and discussed in the context of other important tire properties.

BLADES

82-2552

Analysis of Lateral Vibrations of Rotating Cantilever Blades Allowing for Shear Deflection and Rotary Inertia by Reissner and Potential Energy Methods

K.B. Subrahmanyam, S.V. Kulkarni, and J.S. Rao
Dept. of Mech. Engrg., Regional Engrg. College,
Kurukshetra, India, Mech. Mach. Theory, 17 (4),
pp 235-241 (1982) 3 figs, 4 tables, 30 refs

Key Words: Blades, Cantilever plates, Rotating structures, Lateral vibration, Transverse shear deformation effects, Rotatory inertia effects

The lateral vibrations of a uniform rotating blade have been analyzed applying the Reissner and the potential energy methods. Shear deflection and rotary inertia are taken into account. A convergence study of the two methods is made and the effects of shear deflection, rotary inertia, rotation and stagger angle on the blade vibration characteristics are

discussed. Comparison of the results indicates a quicker convergence and better mode shapes by the Reissner method than the classical potential energy method.

82-2553

Tail Rotor Studies for Satisfactory Performance: Strength and Dynamic Behavior

G. Blachere and F. Dambra

Societe Nationale Industrielle Aerospatiale, Marignane, France, Rept. No. SNIAS-821-210-108, 13 pp (1981) (Pres. at 7th European Rotorcraft and Powered Lift Aircraft Forum, Garmisch-Partenkirchen, W. Germany, Sept 8-11, 1981)

N82-22258

Key Words: Blades, Rotors, Propeller blades, Helicopters

Flexbeam, teetered, cantilevered and semirigid two bladed rotors were studied in flight, on whirl test stands and theoretically. The blades are compared with conventional helicopter blades. For 2 ton helicopters, the tested blades have fewer parts, and weigh less than conventional ones. Blade life is increased, manufacturing and maintenance costs are lowered. For 8 ton helicopters, similar improvements were achieved, but at the expense of larger control forces and limited lifetime for the flexbeam.

82-2554

A Complete Method for Computation of Blade Mode Characteristics and Responses in Forward Flight

J.P. Lefrancq and B. Masure

Societe Nationale Industrielle Aerospatiale, Marignane, France, Rept. No. SNIAS-821-210-101, 10 pp (1981) (Pres. at 7th European Rotorcraft and Powered Lift Aircraft Forum, Garmisch-Partenkirchen, W. Germany, Sept 8-11, 1981)

N82-22254

Key Words: Blades, Propeller blades, Rotors, Modal analysis

The modal approach to rotor dynamic behavior is outlined, and an azimuth method is presented. The azimuth method applies to stabilized flights, in particular those in which rotor configuration is considered repeatable after one revolution.

82-2555

Helicopter Rotor Blade Tips (Les Extremités de Pales d'Helicopteres)

R. Lyothier

Assn. Aeronautique et Astronautique de France, Paris, France, Rept. No. AAAF-NT-81-19, 25 pp (Nov 1981)
PB82-213455
(In French)

Key Words: Blades, Rotor blades (turbomachinery), Helicopters, Rotors, Noise reduction, Geometric effects

Appreciable improvement in the performance and vibration level of helicopters can be attained by means of rotor blade tips of particular shape. The principle involved is to reduce the extent of the supersonic zone which appears on the advancing blade as well as the vortex interaction. After a preliminary choice of shapes by calculation, measurements of performance and stresses were effected upon a rotor model of the most promising shape in the wind tunnel. The perceived parameters for most improved characteristics are the shape in plan to limit the supersonic zone and attenuate shock waves, and rotor twist and taper ratio to reduce the effects of vortex interaction.

82-2556

National Transonic Facility (NTF) Prototype Fan Blade Fatigue Test

E.H. Dean, A.J. Gustafson, and D.M. Saylor
Army Aviation Res. and Dev. Command, St. Louis, MO, Rept. No. USAAVRADCOM-TR-82-D-5, 18 pp (Mar 1982)
AD-A114 405

Key Words: Blades, Fan blades, Composite structures, Fatigue tests

Fatigue tests were conducted on a composite fan blade designed for use in the new NTF wind tunnel being constructed at NASA-Langley. The tests were performed using the root end fatigue machine which was modified for ground-air-ground testing. Simulated centrifugal and aerodynamic (bending) load tests were performed.

82-2557

Structural Dynamics of Shroudless, Hollow Fan Blades with Composite In-Lays

R.A. Aiello, M.S. Hirschbein, and C.C. Chamis

NASA Lewis Res. Ctr., Cleveland, OH, Rept. No. E-1163, NASA-TM-82816, 12 pp (1982) (Pres. at 27th Ann. Intl. Gas Turbine Conf., London, Apr 18-22, 1982)

N82-22266

Key Words: Blades, Fan blades, Aircraft engines, Vibration analysis, Bird strikes, Computer programs

Structural and dynamic analyses are presented for a shroudless, hollow titanium fan blade proposed for future use in aircraft turbine engines. The blade was modeled and analyzed using the composite blade structural analysis computer program (COBSTRAN); an integrated program consisting of mesh generators, composite mechanics codes, NASTRAN, and pre- and post-processors. Vibration and impact analyses are presented.

82-2558

Alternating Stress Measurements on Model and Actual Turbine Blades

M. Globber and W. Maly

Rolls-Royce Ltd., Derby, UK, Rept. No. PNR-90101, TRANS-15784/TLT-00835, 28 pp (Sept 1981) (Pres. at 6th Intl. Conf. on Exptl. Stress Anal., 1978)
N82-22534

Key Words: Blades, Turbine blades, Natural frequencies, Measurement techniques

Methods of measuring the natural frequencies and dynamic stresses of axial turbine blades under operational conditions are described. Holographic interferometry, alternating stress distribution measurement, using strain gages, and natural frequency analysis on static blades and on rotating blades fitted with piezoelectric gages are discussed. Model turbines for determining nonsteady blade forces when guide vanes are partially impinged, a model of a low pressure turbine with trailer turbine, slip ring transmission measuring devices, and high frequency signal tests of blade vibration are treated.

82-2559

Measuring Rotating Blade Vibration of Large Low Pressure Steam Turbines

V. Donato, R.L. Bannister, and J.F. DeMartini
Westinghouse Electric Corp., PA, Chartered Mech. Engr., 28 (7), pp 46-49 (July 1981) 8 figs, 8 refs

Key Words: Blades, Turbine blades, Steam turbines, Vibration measurement

Turbine generators in operation today can generate more than 1300 MW or enough electricity to supply the residential needs of over four million people, so their reliability is of utmost importance in the economics of electrical energy generation. This article reviews the experimental techniques and instrumentation developments evolved over four decades by one turbine manufacturer to measure the dynamic behavior of rotating low pressure steam turbine blades.

FASTENERS

82-2560

Fatigue Behavior of Weldbonded Joints

G.V. Scarich and G.R. Chanani

Northrop Corp., Hawthorne, CA, J. Aircraft, 19 (9), pp 773-780 (Sept 1982) 14 figs, 7 tables, 7 refs

Key Words: Joints (junctions), Welded joints, Fatigue life, Aircraft

The efforts of material and process variables on fatigue behavior were determined for a newly developed, low-cost weldbonding process for the assembly of durable aircraft structures. The weldbonding process involves spot-welding components through a previously applied adhesive, and then oven-curing the assembly to achieve a bonded structure. Both low-load and high-load transfer specimen geometries with each of two alloy combinations were evaluated. Fatigue behavior of weldbonded specimens with different nugget sizes and different manufacturing defects was compared with that of riveted and adhesive-bonded specimens.

82-2561

Bolted Connections Dynamically Loaded in Tension

L.P. Bouwman

Dept. of Civil Engrg., Delft Univ. of Tech., Delft, The Netherlands, ASCE J. Struc. Div., 108 (9), pp 2117-2129 (Sept 1982) 15 figs, 2 refs

Key Words: Bolts, Bolted joints, Joints (junctions), Fatigue life

A report of fatigue tests on tensile loaded bolted connections is presented. The tests demonstrate clearly that the structural design is of major importance with regard to the fatigue strength of such connections. By designing connections which are structurally well-detailed, it is possible to eliminate entirely bolt fatigue in tension.

82-2562

Inelastic Cyclic Behavior of Steel Bracing Members

H. Gugerli

Ph.D. Thesis, Univ. of Michigan, 380 pp (1980)
DA8215001

Key Words: Braces, Steel, Cyclic loading

The inelastic cyclic behavior of steel bracing members under severe axial deformation has been studied by several investigators in the past. To verify these results under more realistic conditions diagonally mounted members with rigid end connections were subjected to horizontal cyclic displacements. Nine commercially available wide-flange shapes and structural tubes with different slenderness and width-thickness ratios were tested. The influence of different cross sections was studied using an existing theoretical model with more realistic plasticity conditions at the location of plastic hinges.

STRUCTURAL COMPONENTS

STRINGS AND ROPES

82-2563

In-Plane Vibrations of an Extensible and Flexible Chain of Particles: Application to a Thin and Curved Rod

P.-E. Ouellette

College de Saint-Laurent, Saint-Laurent, Quebec, Canada, J. Sound Vib., 83 (3), pp 379-399 (Aug 8, 1982) 11 figs, 5 tables, 11 refs

Key Words: Chains, Rods, Curved rods, Longitudinal vibration

The derivation of the exact normal modes of oscillation of a linear chain of N identical particles connected by identical springs (extensible chain), but with arbitrary springs connecting the end particles to rigid walls, is now classical. The corresponding analysis of the extensible polygonal chain, where the respective angles formed by the successive bonds are less than π , has not been previously done. It is realized here through the invention of an appropriate co-ordinate system where the position of each particle of the chain is determined by its respective distances to the equilibrium positions of the two nearest particles. As the straight extensible chain is a valid (if N tends to infinity) model of the straight, extensible and thin rod, the curved, extensible and

thin rod, can be viewed, in the limit, as a polygonal extensible chain. Therefore, through the limit process, its normal modes of oscillations can be derived. The consideration of a polygonal (or straight) chain which is flexible (existent elastic interaction between the adjacent bonds of the chain) is much more difficult. This is due to the presence of high order finite difference equations. However, the co-ordinate system used here permits, when the chain is closed (the limit case being the thin ring), a complete treatment both of the flexible chain and of the flexible and extensible chain.

CABLES

(Also see No. 2512)

82-2564

Analysis of Static and Dynamic Wind Tunnel Tests of the Shuttle Cable Trays

J.P. Reding and L.E. Ericsson

Lockheed Missiles and Space Co., Inc., Sunnyvale, CA, *J. Spacecraft*, 12 (5), pp 412-418 (Sept-Oct 1982) 18 figs, 13 refs

Key Words: Cables, Wind tunnel testing, Space shuttles

Results of a study aimed at determining the possible aeroelastic instability of the Space Shuttle cable trays are presented. Cross flow over the trays, caused by unique flow interference effects, was found to be the potential source of the aeroelastic instability. Selected data from static and dynamic wind tunnel tests of cable tray sections, which furnished the essential input into the aeroelastic analysis, are presented and analyzed.

82-2565

Monofrequent Oscillations of a Non-Linear Model of a Suspended Cable

A. Luongo, G. Rega, and F. Vestroni

Instituto di Scienza delle Costruzioni, Università di Roma, Roma 00184, Italy, *J. Sound Vib.*, 82 (2), pp 247-259 (May 22, 1982) 8 figs, 14 refs

Key Words: Cables, Two degree of freedom systems, Non-linear theories

A two-degree-of-freedom nonlinear elastic model is considered to analyze the effects of nonlinearities on the free motion of a suspended cable. The discretized model is obtained by referring to simplified kinematics of the cable; the equations of motion which show quadratic and cubic

nonlinearities are solved through the multiple time scale perturbation technique. The monofrequent oscillations of the system are studied in order to analyze the modification of frequency and motion amplitude of the modal oscillations due to geometric nonlinearities in the absence of internal resonance. The possibility that effects arise due to nonlinear coupling is examined.

82-2566

On the Computation of Damped Wind-Excited Vibrations of Overhead Transmission Lines

P. Hagedorn

Inst. f. Mechanik, Technische Hochschule Darmstadt, 6100 Darmstadt, Germany, *J. Sound Vib.*, 83 (2), pp 253-271 (July 22, 1982) 12 figs, 11 refs

Key Words: Transmission lines, Wind-induced excitation, Vortex shedding, Dampers, Fatigue life

In the calculation of wind-excited overhead transmission line vibrations with Stockbridge dampers the damper behavior is usually represented by its impedance corresponding to a vertical translatory damper clamp motion. The moments introduced by the damper clamp into the cable are normally disregarded. In this paper the dampers are characterized by means of a 2×2 complex impedance matrix which can be experimentally determined in the laboratory and which includes the effects of the rotatory motion of the clamp. The energy balance method is then adapted to this case and the bending strains in the cable are calculated at the dangerous points.

BARS AND RODS

(Also see No. 2563)

82-2567

Transient Longitudinal Vibrations of a Finite Cylindrical Rod Connected to an Elastic Half-Space

H. Wada

Dept. of Mech. Engrg., Tohoku Univ., Sendai 980, Japan, *J. Sound Vib.*, 82 (3), pp 383-390 (June 8, 1982) 4 figs, 15 refs

Key Words: Rods, Elastic half-space, Longitudinal vibration, Harmonic excitation, Seismic response

An analysis is presented of the transient longitudinal vibrations of a cylindrical rod connected to an elastic half-space under the condition that an arbitrarily shaped free field

vertical acceleration is given as an input. By applying Laplace transformations with respect to time and numerical inverse Laplace transformations, the time histories of the rod acceleration at the interface and at the free end are obtained.

BEAMS

(Also see No. 2610)

82-2568

Flexural Waves and Deflection Mode Shapes of Periodic and Disordered Beams

A.S. Bansal

Dept. of Mech. Engrg., Punjab Agricultural Univ., Ludhiana-141004, India, J. Acoust. Soc. Amer., 72 (2), pp 476-481 (Aug 1982) 4 figs, 11 refs

Key Words: Beams, Periodic structures, Flexural vibration, Material frequencies, Mode shapes

This paper deals with free flexural wave motion and natural deflection mode shapes of simply supported infinite uniform periodic beams consisting of repeating units that are identical finite beams having equal and unequal span lengths. Governing equations for the natural frequencies and that for the wave propagation constant have first been setup in terms of the receptances of the individual beam elements. The equations are then applied to compute the natural frequencies and deflection mode shapes together with the propagation constants for some specific disordered periodic beams that include four-span and eight-span periodic and disordered beams. Relationship between the natural frequencies of the symmetric finite repeating beam units and the bounding frequencies of the propagation and attenuation zones has been studied.

82-2569

Transient Response of a Thick Beam of Bimodular Material

C.W. Bert and A.D. Tran

School of Aerospace, Mechanical and Nuclear Engrg., Univ. of Oklahoma, Norman, OK, Intl. J. Earthquake Engrg. Struc. Dynam., 10 (4), pp 551-560 (July/Aug 1982) 7 figs, 2 tables, 15 refs

Key Words: Beams, Bimodular properties, Transient response

Certain materials have different elastic behavior when they are loaded in tension as compared to compression. As an engineering approximation, they are usually modeled as a

bimodular material; i.e., a bilinear material having different Young's moduli in tension and in compression. All of the previous analyses of bimodular beams known to the present investigators have been concerned with either static loading or harmonic vibration. Thus, the present work is believed to be the first to consider transient response of such beams. The transfer-matrix method is used to discretize spatially, while the timewise discretization is accomplished by use of the Newmark beta method.

82-2570

Comparison of Analytical and Experimental Results for Free Vibration of Non-Uniform Composite Beams

L.A. Taber and D.C. Viano

Biomedical Sci. Dept., General Motors Res. Labs., Warren, MI 48090, J. Sound Vib., 83 (2), pp 219-228 (July 22, 1982) 9 figs, 2 tables, 17 refs

Key Words: Beams, Cantilever beams, Composite structures, Variable cross section, Resonant frequencies, Mode shapes, Timoshenko theory, Flexural vibration

Resonant frequencies and mode shapes were calculated by a transfer matrix technique for Timoshenko beams of varying cross section. With the non-uniform beam represented by a series of uniform segments, results are given for longitudinal, torsional, and flexural vibration. Comparison with numerical results from the literature confirms the accuracy of the solution for transverse vibration of a homogeneous, tapered cantilever beam.

82-2571

A Comparison of Some Equations for the Flexural Vibration of Damped Sandwich Beams

D.J. Mead

Dept. of Aeronautics and Astronautics, Univ. of Southampton, Southampton SO9 5NH, UK, J. Sound Vib., 83 (3), pp 363-377 (Aug 8, 1982) 7 figs, 15 refs

Key Words: Beams, Sandwich structures, Damped structures, Flexural vibration

The theories of flexural vibration of damped, three-layer sandwich beams are compared. Depending on the assumptions made about the internal shear stress distribution, the differential equation of transverse flexural displacement is either of fourth or sixth order. The inclusion of the effects of face-plate shear deformation and longitudinal inertia in the analysis yields a sixth order differential equation if the beam section is symmetric, and an eighth order equation if

the section is unsymmetric. Flexural wave speeds and loss factors computed from the theories are presented and compared.

82-2572

Coupled Bending-Bending Vibrations of Pretwisted Tapered Cantilever Beams Treated by the Reissner Method

K.B. Subrahmanyam and J.S. Rao
Dept. of Mech. Engrg., NBKR Inst. of Sci. and Tech.,
Vidyanagar 524 413, India, *J. Sound Vib.*, 82 (4), pp
577-592 (June 22, 1982) 3 figs, 5 tables, 35 refs

Key Words: Beams, Cantilever beams, Variable cross-section, Natural frequencies, Mode shapes, Flexural vibration, Reissner method

Theoretical natural frequencies and mode shapes of the first four coupled modes of a uniform pretwisted cantilever blade and the first five coupled flexural frequencies of pretwisted tapered blading are determined by using the Reissner method. The shape functions for the bending moments and deflections are developed in series form and with these used in the dynamic Reissner functional, the frequency equation is obtained by minimizing it through the Ritz process. A convergence study made in the case of the pretwisted uniform blade indicates that there appears to be a quicker convergence of the natural frequencies and that a five-term solution yields a set of results that are in good agreement with the theoretical and experimental values of other authors, available in the literature.

82-2573

Vibrations of a Beam Elastically Restrained Against Rotation at One End and Carrying a Guided Mass at the Other

P.L. Vernière de Irassar and P.A.A. Laura
Inst. of Appl. Mech., Puerto Belgrano Naval Base,
Argentina, *Appl. Acoust.*, 15 (4), pp 243-249 (July
1982) 5 figs, 1 table, 4 refs

Key Words: Beams, Natural frequencies, Mode shapes

An exact solution to the title problem is obtained using classical beam theory. Natural frequencies and mode shapes are determined as a function of the end flexibility coefficient and of the ratio concerned, end mass/beam mass.

82-2574

Minimum Maximum Deflection and Stress Design of Beams under Harmonic Excitation by Mathematical Programming

S. Adali
Natl. Res. Inst. for Math. Sciences, Pretoria, South
Africa, Rept. No. CSIR-TWISK-214, 31 pp (July
1981)
N82-22518

Key Words: Beams, Harmonic excitation, Optimization

The optimal distribution of the cross sectional area of a beam subject to harmonically oscillating loads of the same forcing frequency is computed. The objective function minimized is the maximum dynamic deflection or stress of the beam. The cross sectional area is approximated by splines of order zero or one, and the values of the splines at the knots serve as design variables. The design algorithm consists of successive stages of analysis and optimization. The analysis for a given cross sectional shape is carried out by iteratively solving an equivalent integral equation formulation of the problem. The optimization stage is carried out by using a quasi-Newton minimization routine.

82-2575

Nonlinear Analysis of Beams. Part I: A Survey of Recent Advances

M. Sathyamoorthy
Dept. of Mech. and Industrial Engrg., Clarkson
College of Technology, Potsdam, NY 13676, *Shock
Vib. Dig.*, 14 (8), pp 19-35 (Aug 1982) 280 refs

Key Words: Beams, Nonlinear theories, Reviews

This survey of literature on nonlinear analyses of beams is limited to papers published since 1972. Geometric, material, and other types of nonlinearities are considered. This paper deals with literature concerning classical nonlinear methods.

82-2576

Destabilizing Effect of Coulomb Friction on Vibration of a Beam Supported at an Axially Oscillating Mount

J. Zajczkowski
Lodz Technical Univ., Lodz, Poland, *J. Sound Vib.*,
79 (4), pp 575-580 (Dec 22, 1981) 5 figs, 4 refs

Key Words: Beams, Coulomb friction, Parametric excitation

This paper is concerned with parametric vibration of a beam having one end supported at a motionless mount and the other at an axially oscillating mount. It is shown that the time-history of the motion of the beam may be expressed in terms of Jacobi elliptic functions. The effect of the friction force, resulting from the relative motion of the mount and the beam, on the vibration is studied. The instability regions are found and plotted.

CYLINDERS

(See No. 2602)

FRAMES AND ARCHES

82-2577

Separation of Element Spaces by Contraction and an Application to Determination of Bounds to Natural Frequencies of Frames

E. Dokumaci

Faculty of Mech. Engrg., Ege Univ., Izmir, Turkey, J. Sound Vib., 82 (3), pp 445-457 (June 8, 1982) 3 tables, 5 refs

Key Words: Frames, Natural frequencies, Boundary value problems

This paper presents the application of a new method to the determination of lower bounds to natural frequencies of continuous systems which admit the formulation of elastically orthogonally refined finite elements that yield upper bounds to the natural frequencies. This method can also be seen as a direct method of separation of element spaces. The utility of the process is shown with reference to vibration problems of frames.

82-2578

Nonlinear Dynamic Analysis of Framed Structures Using a Finite Element Method

D.W. Keck

Ph.D. Thesis, Georgia Inst. of Tech., 374 pp (1982) DA8215263

Key Words: Framed structures, Finite element technique, Nonlinear theories, Computer programs

A general methodology and an associated computer system are developed for the static and dynamic nonlinear analysis of framed structures. The nonlinearity includes both finite deformation effects and elasto-plasticity. Lagrangian displacement based beam-column finite elements are developed. A consistent nonlinear frame theory is developed based on Lagrangian mechanics. The result of this development is a variety of kinematic models which incorporate different levels of geometric nonlinearity. The models are used as the basis for a family of planar and spatial beam-column finite elements.

MEMBRANES, FILMS, AND WEBS

(See No. 2580)

PLATES

(Also see Nos. 2593, 2610, 2678)

82-2579

Large Amplitude Flexural Vibration of Layered Composite Plates with Cutouts

J.N. Reddy

Dept. of Engrg. Sci. and Mech., Virginia Polytechnic Inst. and State Univ., Blacksburg, VA 24061, J. Sound Vib., 83 (1), pp 1-10 (July 8, 1982) 5 figs, 3 tables, 11 refs

Key Words: Plates, Composite structures, Layered materials, Flexural vibration, Large amplitudes

The large amplitude flexural vibration of rectangular plates is investigated. A finite element based on a Reissner-Mindlin type of shear deformable theory governing laminated anisotropic composite plates, and the nonlinear (large rotations) strain-displacement relations of the von Karman theory are employed. Numerical results are presented for rectangular plates with rectangular cutouts. The parametric effects of side to thickness ratio (shear deformation), aspect ratio, plate side to cutout side ratio, anisotropy, and lamination on linear and nonlinear frequencies are investigated.

82-2580

Vibrations of Cross-Shaped, I-Shaped, and L-Shaped Membranes and Plates

T. Irie, G. Yamada, and K. Ashida

Dept. of Mech. Engrg., Faculty of Engrg., Hokkaido

Univ., Sapporo, 060, Japan, J. Acoust. Soc. Amer., 72 (2), pp 460-465 (Aug 1982) 7 figs, 3 tables, 14 refs

Key Words: Membranes (structural members), Plates, Natural frequencies, Mode shapes

The natural frequencies (eigenvalues of vibration) and mode shapes are presented for cross-shaped, I-shaped, and L-shaped membranes and simply supported plates. An irregularly shaped membrane is formed on a rectangular base membrane by fixing several segments. The reaction forces acting on the edges of an actual membrane are expanded into Fourier series with unknown coefficients, and homogeneous equations for the coefficients are derived by the restraint conditions on the edges. The natural frequencies and mode shapes of the actual membrane are determined by calculating the eigenvalues and eigenvectors of the equations. The numerical values obtained for membranes can be immediately converted into those of simply supported plates by the dynamical analogy between membrane and plate.

82-2581

On the "Overlapping Resonances" Concept of Acoustic Transmission through an Elastic Plate, I: An Examination of Properties

A. Freedman

65 Mount Pleasant Ave., Weymouth, Dorset DT3 5JF, UK, J. Sound Vib., 82 (2), pp 181-195 (May 22, 1982) 5 figs, 1 table, 28 refs

Key Words: Plates, Elastic properties, Submerged structures, Acoustic transmission

The Fiorito, Madigosky and Uberall approximate representation of the acoustic transmission coefficient of an infinite, isotropic, elastic plate by resonances associated with Lamb modes is examined and clarification of its properties is obtained. Some theoretical extension is provided which validates coherent addition of these overlapping resonances. Minor limitations shown are that the theory is inapplicable near grazing incidence and that it gives only a partial solution at incidence beyond the second critical angle when the frequency thickness product is the variable.

82-2582

On the "Overlapping Resonances" Concept of Acoustic Transmission through an Elastic Plate, II: Numerical Examples and Physical Implications

A. Freedman

65 Mount Pleasant Ave., Weymouth, Dorset DT3 5JF, UK, J. Sound Vib., 82 (2), pp 197-213 (May 22, 1982) 14 figs, 14 refs

Key Words: Plates, Elastic properties, Submerged structures, Acoustic transmission

In a companion paper the Fiorito, Madigosky and Uberall approximate theory of transmittivity of an infinite, isotropic, elastic plate in terms of Lamb mode resonances is examined, and extended by validating coherent addition of these overlapping resonances. This paper provides numerical and heuristic tests which yield convincing proof of the applicability of the overlapping resonances concept. At various thicknesses of a water-immersed, steel plate, including the half-space and zero thickness limits, the behavior is shown to be compatible with known exact behavior. Overlapping resonances explain the reduction towards zero of the transmittivity near the coincidence angles of the zero order Lamb modes as these converge to the Rayleigh angle.

82-2583

Axisymmetric Vibrations of Polar Orthotropic Annular Plates of Variable Thickness

R. Lal and U.S. Gupta

Dept. of Math., Univ. of Roorkee, Roorkee 247672, India, J. Sound Vib., 83 (2), pp 229-240 (July 22, 1982) 5 figs, 4 tables, 14 refs

Key Words: Plates, Annular plates, Variable cross section, Axisymmetric vibration, Natural frequencies, Mode shapes

In this study of the free axisymmetric vibrations of polar orthotropic annular plates of linearly varying thickness, on the basis of the classical theory of plates, the Chebyshev collocation technique has been employed to solve the differential equation governing the transverse motion of such plates. Frequencies, mode shapes and moments have been computed for three different boundary conditions for various values of the rigidity ratios, the radii ratio and the taper parameter for the first two modes of vibration.

82-2584

Air Elastic Vibrations of a Metal Plate Supported on Air Cushions (Vibrations Aero-Elastiques d'une Tole sur Coussins d'Air)

J.P. Alliou

Association Aeronautique et Astronautique de France, Paris, France, Rept. No. AAAF-NT-81-08,

40 pp (Nov 1981) (Pres. at Colloque d'Aerodynamique Appliquee (18th), Poitiers, Nov 18-20, 1981) PB82-204280 (In French)

Key Words: Plates, Vibration isolation

Painted metal plates supported on air cushions improve the efficiency of industrial installations, because the process is not limited by the weak level of the chain furnaces and the constraints of traction in the metal sheet. Tests have shown considerable transversal air elastic instabilities; these phenomena studied through experiments are, therefore, the subject of a theory using the Galerkin formulation as a means of bidimensional model.

82-2585

Vibration and Stability of Stiffened Annular Plates

T. Irie, G. Yamada, and S. Aomura
Dept. of Mech. Engrg., Faculty of Engrg., Hokkaido Univ., Sapporo, 060 Japan, J. Acoust. Soc. Amer., 72 (2), pp 466-471 (Aug 1982) 4 figs, 2 tables, 12 refs

Key Words: Plates, Annular plates, Stiffened plates, Stiffener effects, Natural frequencies, Mode shapes, Dynamic buckling

The vibration and stability of radially stiffened annular plates subjected to an in-plane force uniformly distributed at the edges are analyzed by the energy method. For this purpose, the transverse deflection of a stiffened annular plate is written in a series of the products of the deflection function of a sectorial beam with a small angle and the trigonometric function of angular coordinate. The deflection function of the sectorial beam is approximately expressed by a quintic spline function satisfying the boundary conditions at the edges, and the frequency equation of the plate is derived by the Ritz method. The method is applied to annular plates with several stiffeners of uniform rectangular cross section located at equal angular intervals; the natural frequencies and the critical buckling loads are calculated numerically and the effects of stiffeners on them are studied.

82-2586

Nonlinear Flexural Vibration of Moderately Thick-Orthotropic Circular Plates

M. Sathyamoorthy and C.Y. Chia
Dept. of Civil Engrg., The Univ. of Calgary, Calgary, Alberta, T2N 1N4, Canada, Ing. Arch., 52 (3/4), pp 237-243 (1982) 5 figs, 2 tables, 12 refs

Key Words: Plates, Circular plates, Orthotropism, Transverse shear deformation effects, Rotatory inertia effects, Flexural vibration

A nonlinear vibration theory which includes the effects of transverse shear deformation and rotatory inertia is formulated for rectilinearly orthotropic circular plates using Berger's method. A solution to the governing equations for rigidly clamped plates is obtained on the basis of a single-mode approach by use of Galerkin's method and numerical Runge-Kutta procedure. A good agreement is found between present results and those obtained by a more accurate theory for nonlinear static and dynamic cases.

82-2587

Sound Power and Radiation Efficiency of a Circular Plate

S. Czarnecki, Z. Engel, and R. Panuszka
Dept. of Aeroacoustics, Inst. of Fundamental Technological Res., Polish Academy of Sciences, 00-049 Warsaw, Poland, Arch. Acoust., 6 (4), pp 339-358 (1981) 10 figs, 2 tables, 14 refs

Key Words: Plates, Circular plates, Vibrating structures, Sound waves, Wave propagation

The problem of estimating the sound radiation by vibrating surfaces in the case of a circular plate clamped on the circumference is considered. The aim of this paper is to verify the values of the equivalent surfaces of the plate, which were obtained theoretically, with the experimental values obtained in the free field and reverberant field conditions.

82-2588

Vibration of a Rigid Disc on a Transversely Isotropic Elastic Half Space

D.J. Kirkner
Dept. of Civil Engrg., Univ. of Notre Dame, Notre Dame, IN 46556, Intl. J. Numer. Anal. Methods Geomech., 6 (3), pp 293-306 (July-Sept 1982) 7 figs, 24 refs

Key Words: Disks (shapes), Harmonic response, Vibrating structures

The problem of a massless, rigid disc vibrating harmonically on a constrained transversely isotropic elastic half space is considered. The material is called constrained because it is assumed that the elastic constants satisfy a certain equation.

The problem for each mode of vibration is reduced to the solution of a Fredholm integral equation of the second kind. Results are presented to show the general effect of the material anisotropy.

82-2589

An Analytical Solution for the Free Vibration Analysis of Rectangular Plates Resting on Symmetrically Distributed Point Supports

D.J. Gorman

Dept. of Mech. Engrg., Univ. of Ottawa, Ottawa, Ontario, Canada K1N 6N5, J. Sound Vib., 79 (4), pp 561-574 (Dec 22, 1981) 8 figs, 4 tables, 8 refs

Key Words: Plates, Rectangular plates, Free vibration, Vibration analysis

A general analytical solution is obtained for the free vibration of rectangular plates supported on their lateral surface by symmetrically distributed point supports. Highly accurate eigenvalues are provided for a square plate supported at various points along the diagonal. Results are compared with earlier findings obtained by a finite element method. It is shown that the method may be extended to solve various other problems. The tabulation of eigenvalues appears to be the most comprehensive yet made for a square plate with point supports on the diagonals.

82-2590

Large Amplitude Vibrations of a Clamped Orthotropic Square Plate Carrying a Concentrated Mass

B. Banerjee

Dept. of Math., Jalpaiguri Government Engrg. College, Jalpaiguri, West Bengal, India, J. Sound Vib., 82 (3), pp 329-333 (June 8, 1982) 1 fig, 10 refs

Key Words: Plates, Rectangular plates, Mass-plate systems, Vibration analysis, Large amplitudes

The nonlinear vibration of a clamped orthotropic square plate carrying a concentrated mass has been investigated. Von Kármán's equations expressed in terms of displacement components have been used. Numerical results, shown in the form of graphs, are discussed.

82-2591

Frequency and Loss Factor of Rectangular Plates Reinforced by Intermediate Viscoelastic Line Supports

H. Saito and H. Yamaguchi

Dept. of Mech. Engrg., Tohoku Univ., Sendai, Japan, J. Sound Vib., 83 (2), pp 157-162 (July 22, 1982) 5 figs, 4 refs

Key Words: Plates, Rectangular plates, Stiffened plates, Viscoelastic damping

Free vibrations of rectangular plates supported with intermediate viscoelastic line supports which are placed in a row parallel to one of the edges of the plate are discussed. In the analysis, the intermediate viscoelastic line supports are considered as massless line springs. On the assumption that the edges of the plate normal to the line supports are simply supported, the frequency equation is derived using a transfer matrix method. The effects of the number and the stiffness of the viscoelastic line supports on the damped natural frequency and logarithmic decrement of the system are investigated.

SHELLS

(Also see Nos. 2511, 2610)

82-2592

Dynamic Response of an Orthotropic Cylindrical Shell to Rapid Heating

K. Shirakawa

Dept. of Mech. Engrg., Univ. of Osaka Prefecture, Mozu-Umemachi, Sakai, Osaka 591, Japan, J. Sound Vib., 83 (1), pp 27-35 (July 8, 1982) 6 figs, 9 refs

Key Words: Shells, Cylindrical shells, Temperature effects

The dynamic response of the thermal displacements and stresses in a homogeneous, orthotropic cylindrical shell subjected to rapid heating are studied. Equations containing both thermal and inertia terms are developed and the solutions are obtained using Fourier and Laplace transform methods, after finding the temperature distribution by solving the non-stationary equation of heat conduction. Numerical examples are presented to examine the effects of thermal and mechanical orthotropic properties.

82-2593

On the Vibration of Shells with Timoshenko-Mindlin Type Shear Deflections and Rotatory Inertia

W. Soedel

School of Mech. Engrg., Purdue Univ., West Lafayette, IN 47907, J. Sound Vib., 83 (1), pp 67-79 (July 8, 1982) 21 refs

Key Words: Shells, Cylindrical shells, Vibration analysis, Plates, Timoshenko theory, Mindlin theory, Transverse shear deformation effects, Rotatory inertia effects

Equations of motion of shells are formulated in curvilinear co-ordinates that are consistent with assumptions made in the Timoshenko beam and also the Mindlin plate equation. This consistency is proven by obtaining the Timoshenko and Mindlin equations from the derived shell equations by geometrical reduction. The implication of the Timoshenko type shear is illustrated by contrasting the free vibration behavior of the special case of a cylindrical shell with the behavior of the Timoshenko beam and the Mindlin plate.

82-2594

Buckling and Vibration of Cross-Ply Laminated Non-Circular Cylindrical Shells

K.P. Soldatos and G.J. Tzivanidis
Dept. of Mech., Univ. of Ioannina, Greece, *J. Sound Vib.*, 82 (3), pp 425-434 (June 8, 1982) 3 figs, 4 tables, 18 refs

Key Words: Free vibration, Shells, Cylindrical shells

The free vibration problem of a thin composite cross-ply laminated non-circular cylindrical shell subjected to an axial compression is studied. The equations of motion are derived, in the framework of the Donnell-type theory, in terms of the shell middle surface displacement components. The differential equations of motion have variable coefficients and are solved by employing Galerkin's method. As an application, the problem of the free vibrations and buckling of cross-ply laminated oval cylinders is studied. Numerical results for antisymmetric and unsymmetric cross-ply laminated shells of graphite-epoxy are presented and discussed.

82-2595

On the Dynamic Response of Fluid Coupled Coaxial Cylinders

S.J. Brown
Ph.D. Thesis, Univ. of Akron, 342 pp (1982)
DA8215186

Key Words: Shells, Circular shells, Concentric structures, Submerged structures

The Navier-Stokes equations are used to derive inertia and damping forces as a function of the oscillating circular coaxial shell mode shapes which bound viscous fluid within a

finite length annular region. Simple expression axial mode coefficients are derived that may be used with the virtual mass and damping approach. A comprehensive survey of the significant experimental, theoretical, and numerical investigations into this area is presented. Technical milestones are discussed and pertinent theoretical formulae are briefly outlined.

82-2596

Natural Frequencies of an Elastic Spherical Shell Submerged in a Compressible Viscous Fluid Medium

T.C. Su
Dept. of Civil Engrg., Texas A&M Univ., College Station, TX 77843, *J. Sound Vib.*, 83 (2), pp 163-169 (July 22, 1982) 3 figs, 4 refs

Key Words: Shells, Spherical shells, Submerged structures, Viscous damping, Sound waves

The frequency equations previously derived for free, axisymmetric vibrations of an elastic spherical shell submerged in a compressible viscous fluid are reduced to a simple polynomial expression. Its complete solutions are numerically obtained and presented for a steel shell submerged in water.

82-2597

Dynamic Instability of Truncated Conical Shells, with Variable Modulus of Elasticity, under Periodic Compressive Forces

C. Massalas, A. Dalamangas, and G. Tzivanidis
Dept. of Mech., Univ. of Ioannina, Ioannina, Greece, *J. Sound Vib.*, 79 (4), pp 519-528 (Dec 22, 1981) 6 figs, 1 table, 6 refs

Key Words: Shells, Conical shells, Variable material properties, Modulus of elasticity, Periodic excitation, Vibration analysis

The dynamic instability of truncated conical shells with variable modulus of elasticity, subjected to periodic axial compressive forces, is studied. The formulation of the problem is based on the dynamic version of Donnell type basic equations with bending deformations neglected before instability. By applying Galerkin's method, the basic equations are reduced to a system of coupled Mathieu-Hill equations, from which the principal instability regions are determined by using Bolotin's method. The free vibration problem, as well as the classical buckling problem of the shell considered, are also discussed.

PIPES AND TUBES

82-2598

Pipe Whip Dynamics: An Experimental and Analytical Investigation

D. Peterson

Ph.D. Thesis, Univ. of Akron, 192 pp (1982)

DA8216612

Key Words: Pipes (tubes), Whipping phenomena, Nuclear power plants, Computer programs, Finite element techniques

Several experiments and analyses are performed in support of finite element analysis modeling of postulated pipe whip in nuclear power plants. A number of static and higher strain-rate tensile tests are conducted in this study to characterize the material properties of SA-106 carbon steel pipes. Results of finite element analyses are compared with the displacements and strains measured during static inelastic bending experiments. Analytical and experimental studies of the dynamic response of a system with material and geometric nonlinearity are described.

82-2599

The Radiation of High Frequency Sound Out of a Jet Pipe

A.M. Cargill

Noise Dept., Rolls-Royce Ltd., Derby DE2 8BJ, UK, J. Sound Vib., 83 (3), pp 313-337 (Aug 8, 1982)

11 figs, 32 refs

Key Words: Ducts, Pipes (tubes), Sound waves, Wave propagation

A simple model problem is discussed: the radiation of sound out of a semi-infinite cylindrical pipe, with internal and external flows. Two approximate high frequency solutions are presented, one based on Kirchhoff's approximation and the other in the spirit of the geometrical theory of diffraction, and are compared with Munt's exact solution by the Wiener-Hopf technique. The radiation from a jet emerging from an orifice in a baffle plate is also discussed. The differences between this simple model and an aero engine configuration are considered, showing how the results are modified by the presence of a secondary flow (e.g., the fan stream on a turbofan engine), by the contraction of the final nozzle, and by the presence of many duct modes in the pipe.

82-2600

Low Frequency Acoustic Radiation from a Jet Pipe - A Second Order Theory

A.M. Cargill

Noise Dept., Rolls-Royce Ltd., Derby DE2 8BJ, UK, J. Sound Vib., 83 (3), pp 339-354 (Aug 8, 1982) 5 figs, 26 refs

Key Words: Pipes (tubes), Ducts, Aircraft noise, Jet noise, Engine noise, Sound waves, Wave propagation

In several recent papers, Munt has solved the problem of the radiation of sound out of a jet pipe by the Wiener-Hopf technique. In this extension of his work explicit formulae are given for both the far field radiation and the sound reflected back up the pipe for an incident plane wave. These formulae, which are valid to second order in the ratio of duct diameter to wavelength, are shown to be in excellent agreement with Munt's exact numerical computations.

82-2601

Thermal Acoustic Oscillation in Annular Flow of Low Temperature Helium

J.A. Liburdy

Clemson Univ., Clemson, SC, ASME Paper No. 82-HT-12

Key Words: Pipes (tubes), Fluid-induced excitation

Cryogenic flow lines have traditionally been plagued with the existence of thermally driven acoustic oscillations when the fluid experiences a downstream thermal energy input. This energy gain is manifested in a net rise in the upstream energy content of the cryogen. The transport process is one of low frequency pressure and density waves characterized by the tube geometry, fluid properties and boundary conditions. This phenomenon has been studied for the cases of circular tube flow and annular flow conditions.

82-2602

Low Frequency Two Dimensional Flows through a Sparse Array of Bodies

T.F. Balsa

General Electric Corporate Res. and Dev., Schenectady, NY, J. Sound Vib., 82 (4), pp 489-504 (June 22, 1982) 4 figs, 10 refs

Key Words: Cylinders, Tube arrays, Fluid-induced excitation, Low frequencies

A low frequency and weak interaction theory is developed to study certain types of unsteady two-dimensional flows through an array of bodies. The results, together with the Taylor transformation, provide a simple and systematic yet powerful technique for obtaining solutions for an important, but otherwise extremely difficult, class of problems. The general results are applied to two specific examples in order to illustrate the approach and to produce some interesting results.

82-2603

Guided Waves in a Circular Duct Containing an Assembly of Circular Cylinders

W.H. Lin

Components Tech. Div., Argonne Natl. Lab., Argonne, IL 60439, *J. Sound Vib.*, 79 (4), pp 463-477 (Dec. 22, 1981) 7 figs, 4 tables, 28 refs

Key Words: Ducts, Cylinders, Tube arrays, Sound waves, Wave propagation, Nuclear reactors, Acoustic excitation

This paper provides an analytical scheme to calculate the admissible acoustic propagation modes of fluid in a circular duct containing an assembly of circular cylinders, as might occur in gas-cooled fast breeder reactors and advanced gas-cooled reactors. The duct wall and cylinders are assumed to be stationary, and their axes are assumed to be parallel to each other. The solution to the acoustic wave equation is expressed in a sum of the partial fluid velocity potentials associated with each rod co-ordinate and duct co-ordinate. The technique of transformation of cylindrical wave functions is then used to solve the boundary value problem. Two kinds of acoustic boundary conditions are considered, acoustically hard and acoustically soft, respectively.

DUCTS

(Also see Nos. 2599, 2600, 2603, 2635, 2657)

82-2604

Oscillations of an Impinging Turbulent Jet: Coherence Characterization via Conditional Sampling

D. Rockwell and H. Karadogan

Dept. of Mech. Engrg. and Mech., Lehigh Univ., Bethlehem, PA 18015, *J. Sound Vib.*, 83 (1), pp 111-124 (July 8, 1982) 8 figs, 11 refs

Key Words: Ducts, Fluid-induced excitation, Statistical analysis

By using zero crossing statistics, in conjunction with recursive digital filtering, to determine self- and cross-probability densities of velocity and pressure, the degree of phase fluctuation of organized oscillations of turbulent jet flow through a cavity is characterized as a function of mean phase deviation from the lock-on condition; lock-on, producing maximum pressure amplitude, corresponds to a time-averaged phase difference between organized velocities at the exit and entrance of the cavity of $2n\pi$. As a frequency jump is approached, there is mean phase deviation from this $2n\pi$ condition, and the degree of phase (or period) fluctuation increases; at the jump, cross-probability densities show no discernible coherence. Concerning the evolution of the jet in the streamwise direction, growth of the time-averaged organized wave amplitude, obtained by using a wave-education method, is shown to be associated with a decrease in phase fluctuation of the velocity. However, self-probabilities of pressure, and cross-probabilities between pressure and exit velocity, are essentially invariant between cavity exit and inlet, reflecting dominance of the acoustic contribution to the unsteady pressure field at separation.

82-2605

Conversion of Acoustic Energy by Lossless Liners

W. Möhring and W. Eversman

Max-Planck-Institut f. Stromungsforschung, D-3400 Göttingen, Germany, *J. Sound Vib.*, 82 (3), pp 371-381 (June 8, 1982) 3 figs, 16 refs

Key Words: Ducts, Acoustic linings, Mechanical admittance

The Blokhintzev acoustic energy equation is applied to a two-dimensional duct containing a uniform flow with a finite length lining. It is shown that the difference of the incident and outgoing acoustic energy differs in general from the energy dissipated in the liner, the difference being related to the displacements at the liner's edges. It is shown that in the case of a locally reacting lossless liner for frequencies below the first cut-off frequency and for low Mach number acoustic energy is generated if the flow and the incident sound wave are in the same direction and is absorbed if these two directions are opposite unless special edge conditions are met. It is also shown under the same conditions that the ratio of the reflection coefficient at finite flow velocity to the reflection coefficient at vanishing velocity is to first order in Mach number independent of the liner characteristics. A numerical calculation confirms these predictions at least for mass-like liner admittance.

82-2606

Noise Generated by Flow over Perforated Surfaces

P.A. Nelson

Inst. of Sound and Vib. Res., Univ. of Southampton, Southampton SO9 5NH, UK, *J. Sound Vib.*, 83 (1), pp 11-26 (July 8, 1982) 11 figs, 22 refs

Key Words: Ducts, Acoustic linings, Hole-containing media, Fluid-induced excitation, Noise generation

This work deals with the prediction of the noise generated by unsteady flow over the surface of acoustically absorbent duct linings. Ffowcs Williams' analysis of the acoustics of turbulence near sound absorbent linings is used as a theoretical basis. An equivalent source model is used to describe the radiated sound in terms of the mass flow driven through the circular perforations of a liner surface by hydrodynamic pressure fluctuations.

82-2607

Verification of a One-Dimensional Analysis of Sound Propagation in a Variable Area Duct without Flow

J.H. Miles

NASA Lewis Res. Ctr., Cleveland, OH 44118, *J. Acoust. Soc. Amer.*, 72 (2), pp 621-624 (Aug 1982) 3 figs, 11 refs

Key Words: Ducts, Variable cross section, Sound propagation

A predicted standing wave pressure and phase angle profile for a hard wall rectangular duct with a region of converging-diverging area variation is compared to published experimental measurements in a study of sound propagation without flow. The factor of 1/2 area variation used is of sufficient magnitude to produce large reflections. The prediction is based on a transmission matrix approach developed for the analysis of sound propagation in a variable area duct with and without flow. The agreement between the measured and predicted results is shown to be excellent.

82-2608

Determination of Two-Stroke Engine Exhaust Noise by the Method of Characteristics

A.D. Jones and G.L. Brown

Dept. of Mech. Engrg., Univ. of Adelaide, Adelaide, South Australia, Australia, *J. Sound Vib.*, 82 (3), pp 305-327 (June 8, 1982) 14 figs, 23 refs

Key Words: Ducts, Exhaust systems, Reciprocating engines, Noise generation, Method of characteristics

A computational technique was developed for the method of characteristics solution of a one-dimensional compressible, unsteady flow in a duct as applied to the wave action in an engine exhaust system. By using the method it was possible to compute the detailed flow in both straight pipe and tuned expansion chamber exhaust systems as matched to the flow from the cylinder of a small two-stroke engine. The radiated exhaust noise was then determined by assuming monopole radiation from the tailpipe outlet. Very good agreement with experiment on an operating engine has been achieved in the calculation of both the third-octave radiated noise and the associated pressure cycles at several locations in the different exhaust systems.

82-2609

A Study of Resonant-Cavity and Fiberglass-Filled Parallel Baffles as Duct Silencers

P.T. Soderman

NASA Ames Res. Ctr., Moffett Field, CA, Rept. No. NASA-A-8363, NASA-TP-1970, USAAVRADCOM-TR-81-A-2, 67 pp (Apr 1982) AD-A114 328

Key Words: Baffles, Noise reduction, Ducts

Acoustical performance and pressure drop were measured for two types of splitters designed to attenuate sound propagating in ducts-resonant-cavity baffles and fiberglass-filled baffles. Arrays of four baffles were evaluated in a wind tunnel at flow speeds from 0 to 41 m/sec. Emphasis was on measurements of silencer insertion loss as affected by variations of such parameters as baffle length, baffle thickness, perforated skin geometry, cavity size and shape, cavity damping, wind speed, and acoustic field directivity. An analytical method for predicting silencer performance is described and compared with measurements.

BUILDING COMPONENTS

(Also see No. 2676)

82-2610

Mechanics of Bimodular Composite Structures

C.W. Bert and J.N. Reddy

Univ. of Oklahoma, Norman, OK 73019, Rept. No. OU-AMNE-82-4, 15 pp (July 1982)

Key Words: Composite structures, Fiber composites, Beams, Plates, Shells, Transverse shear deformation effects, Rotatory inertia effects

This report is a survey of the mechanics of beam and plate structures laminated of fiber-reinforced composite materials having different elastic and thermoelastic properties in tension and compression. Examples of such materials include tire cord-rubber, wire-reinforced solid propellants, and soft biological materials. Specific topics covered include: mathematical models of fiber-reinforced bimodular materials and their experimental verification; static and dynamic analysis of laminated and sandwich beams; plane elasticity; analysis of deflection and free and transient vibration of laminated plates and shells. In all of these analyses, thickness-shear deformation and rotatory inertia are included. The solution methods used include closed-form, transfer-matrix, and finite-element techniques.

82-2611

Influence of Specimen Frame on Sound Transmission Loss Measurement

A.C.C. Warnock

Div. of Bldg. Res., Natl. Res. Council of Canada, Ottawa, Canada, Appl. Acoust., 15 (4), pp 307-314 (July 1982) 5 figs, 4 refs

Key Words: Sound transmission loss, Measurement techniques, Walls

Increased sound transmission through several wall specimens as a result of interaction with the specimen mounting frame is described. The effect of the frame is reduced by shielding it from the sound fields.

DYNAMIC ENVIRONMENT

ACOUSTIC EXCITATION

(Also see Nos. 2519, 2520, 2521, 2651, 2676, 2683, 2684)

82-2612

Application of the Short-Term L_{eq} to the Identification and Quantification of Several Sources Constituting an Environment

P. Luquet

Dept. of Environmental Acoustics, Laboratoire National D'Essais, Paris, France, Appl. Acoust.,

15 (5), pp 377-388 (Sept 1982) 8 figs, 4 tables, 3 refs

Key Words: Noise source identification

A technique applicable to situations with different noise sources is developed on the basis of a series of limited data (short-term L_{eq}). This technique makes acoustic monitoring of a site possible, identifying and evaluating the respective contributions of the different components of the environment studied.

82-2613

A Recursive Method for the Determination of the Output Power Spectrum of Some Nonlinear Systems

A. Gabor and J. Zarzycki

Inst. of Telecommunication and Acoustics, Technical Univ. of Wroclaw, 50-317 Wroclaw, Poland, Arch. Acoust., 6 (4), pp 329-338 (1981) 1 fig, 8 refs

Key Words: Power spectral density, Noise source identification

This paper presents a new method for the determination of the output power spectral density of different types of cascading a linear system with memory and a nonlinear system without memory, with a stationary Gaussian input. This method permits uniform determination of the output spectrum for each type of the systems mentioned above. The recursive form of the resulting expressions also permits fast calculation of the output spectral density for higher orders of nonlinearity.

82-2614

Sound Propagation over Ground: Analytical Approximations and Experimental Results

D. Habault

Laboratoire de Mécanique et d'Acoustique, Centre National de la Recherche Scientifique, 13277 Marseille Cedex 9, France, J. Sound Vib., 79 (4), pp 551-560 (Dec 22, 1981) 4 figs, 14 refs

Key Words: Sound waves, Point source excitation, Wave propagation, Numerical analysis, Experimental test data

Approximations of the sound field emitted by a point source in the presence of the ground have recently been developed. These analytical expressions, slightly improved for computation, are compared with an exact representation of the

sound pressure and two kinds of experimental results. The approximations, easy to compute, provide a reasonable accuracy for predictions of the sound levels in the asymptotic and intermediate (preceding the asymptotic) regions. Numerical techniques (an optimization method) are presented for obtaining the best value of the ground normal impedance, from data obtained in Kundt's tube and far field measurements.

82-2615

Detection of Rotating Machinery from Acoustic and Vibrational Energy

J.P. Reilly and R.J. Taylor

Appl. Physics Lab., Johns-Hopkins Univ., Laurel, MD, Rept. No. JHU/APL/CPE-8108, 54 pp (Nov 1981)

PB82-179979

Key Words: Rotating machinery, Noise generation, Acoustic detection, Noise reduction

This study analyzes detection ranges for a 30 kW diesel-electric generator placed in a forested area having good propagation characteristics and low ambient noise levels. Detection from both acoustic and vibrational energy is analyzed. Detector models are based on human aural detection, and also on automatic detection by a signal processing unit. Quieting necessary to limit the detection range to 500 m is determined.

82-2616

Impedance-Matching Properties of an Inhomogeneous Matching Layer with Continuously Changing Acoustic Impedance

P.C. Pedersen, O. Tretiak, and P. He

Biomedical Engrg. and Science Inst., Drexel Univ., Philadelphia, PA 19104, J. Acoust. Soc. Amer., 72 (2), pp 327-336 (Aug 1982) 6 figs, 9 refs

Key Words: Impedance-matching technique, Acoustic impedance, Transducers

This paper analyzes the impedance-matching properties of an inhomogeneous layer whose specific acoustic impedance varies smoothly across the layer, from the effective value of the transducer specific acoustic impedance to the value of the output medium specific acoustic impedance. The energy reflection and transmission coefficients for an inhomogeneous layer with no attenuation and constant propagation speed are derived, and the results are presented for selected

profiles. The performance of an inhomogeneous matching layer with an exponential impedance profile is compared with a quarter-wavelength matching plate. The general case in which both sound speed and density of the inhomogeneous matching layer may vary is analyzed; the specific acoustic impedance profile as a function of travel time is found to be a principal factor, determining the transmission and reflection properties. The spatial functions of the acoustic parameters are determined for the case where both density and sound speed vary exponentially with travel time.

82-2617

Understanding Noise Control: Part 1. Principles and Methods for Reducing Inplant Noise

R. Moulder

Acoustical Res., Owens-Corning Fiberglas Corp., Granville, OH, Plant Engrg., 36 (17), pp 75-77 (Aug 19, 1982) 5 figs

Key Words: Industrial facilities, Noise generation, Noise measurement, Noise reduction

This article is the first of two describing how industrial noise can be controlled. It discusses acoustical principles, sound measuring techniques, and methods for reducing noise levels inside a plant.

82-2618

Sound Propagation above an Impedance Boundary

T. Kawai, T. Hidaka, and T. Nakajima

Takenaka Tech. Res. Lab., Tokyo 136, Japan, J. Sound Vib., 83 (1), pp 125-138 (July 8, 1982) 4 figs, 3 tables, 25 refs

Key Words: Sound waves, Wave propagation, Point source excitation

An asymptotic solution of the scalar wave field due to a point source above a locally reacting plane surface is obtained by a modified saddle point method. Numerical calculation indicates that the relatively simple solution is more accurate than the Thomasson asymptotic solution and the Chien-Soroka solution.

82-2619

An Approximation to the Three-Dimensional Parabolic-Equation Method for Acoustic Propagation

J.S. Perkins and R.N. Baer

Large Aperture Acoustics Branch, Naval Res. Lab., Washington, DC 20375, J. Acoust. Soc. Amer., 72 (2), pp 515-522 (Aug 1982) 14 figs, 22 refs

Key Words: Sound waves, Wave propagation

Reported previously was an algorithm, based on the parabolic approximation to the reduced wave equation, for the propagation of sound in three dimensions in the ocean. Presented here is a simpler algorithm: solve N two-dimensional problems and combine the results to form an approximate three-dimensional solution. Analytic and numerical results show that this $N \times 2D$ approach is an excellent approximation to the original algorithm for realistic ocean environments, even those where fronts and eddies are present, provided redirection of energy in azimuth due to boundary interaction is not important. The two computer models are compared based on these algorithms for several test cases by considering how they distribute energy spatially, and by simulating the performance of a hypothetical horizontal array of hydrophones placed in the calculated complex-valued acoustic fields.

82-2620

Ground Effect Analysis: Surface Wave and Layer Potential Representations

D. Habault and P.J.T. Filippi

Laboratoire de Mécanique et d'Acoustique, Centre National de la Recherche Scientifique, 13277 Marseille Cedex 9, France, J. Sound Vib., 79 (4), pp 529-550 (Dec 22, 1981) 2 figs, 27 refs

Key Words: Sound reflection, Sound waves, Numerical analysis

This paper presents two kinds of analytical exact expressions of the sound field reflected by a plane boundary, as obtained by using either surface wave or layer potentials representations. Both solutions are first expressed as a sum of integrals which have a form suitable for numerical computation. These integrals are then expanded into convergent series which provide analytical approximations of the solution. Numerical techniques are proposed for computing the surface wave representation and the approximation deduced from the layer potentials representation. This approximation and the classical one (sum of the surface wave and the first two terms of the asymptotic series) are compared with the exact solution. Several examples show that the approximate formulas established here are valid on a range much wider than the validity domain of the classical ones.

82-2621

Linearized Supersonic Motion under a Lorentz-Like Transformation

T.S. Shankara and S.N. Majhi
Dept. of Math., Indian Inst. of Tech., Madras-600036, India, J. Sound Vib., 82 (3), pp 391-400 (June 8, 1982) 5 figs, 10 refs

Key Words: Sound waves, Wave propagation

The symmetry of the Lorentz transformation is shown to be inherent in the acoustics of sources in subsonic motion. The symmetry in the supersonic case is expressed in terms of a Lorentz-like transformation. The linearized wave equation describing the motion of a point source and a thin airfoil in supersonic motion is discussed by using this new transformation. Results in the paper suggest that there is a unified relativistic foundation for the acoustics of both subsonic and supersonic sources.

82-2622

Coupled Amplitude Theory of Nonlinear Surface Acoustic Waves

N. Kalyanasundaram, R. Ravindran, and P. Prasad
Dept. of Applied Math., Indian Inst. of Science, Bangalore - 560, 012, India, J. Acoust. Soc. Amer., 72 (2), pp 488-493 (Aug 1982) 3 figs, 5 refs

Key Words: Sound waves, Wave propagation, Boundary value problems

The nonlinear propagation characteristics of surface acoustic waves on an isotropic elastic solid have been studied in this paper. The solution of the harmonic boundary value problem for Rayleigh waves is obtained as a generalized Fourier series whose coefficients are proportional to the slowly varying amplitudes of the various harmonics. The infinite set of coupled equations for the amplitudes when solved exhibit an oscillatory slow variation signifying a continuous transfer of energy back and forth among the various harmonics. A conservation relation is derived among all the harmonic amplitudes.

82-2623

Phase Statistics and Phase Correlation of Sinusoidal Signals in Reverberant Rooms

K.J. Ebeling

Third Physical Inst., Univ. of Göttingen, D-3400 Göttingen, Fed. Rep. Germany, J. Sound Vib., 83 (3), pp 355-361 (Aug 8, 1982) 4 figs, 11 refs

Key Words: Sound waves, Reverberation chambers, Statistical analysis

Statistical properties of the phase in sinusoidal diffuse sound fields in reverberant rooms are considered. An exact form for the distribution density of the phase difference measured at two space points is obtained, and from second order phase statistics the spatial phase correlation function is derived. The theoretical results are examined experimentally.

82-2624

Digital Spectral Analysis of the Noise from Short Duration Impulsively Started Jets

I.S. Hodge, D.J. Smith, and N.H. Johannesen
Dept. of the Mechanics of Fluids, Univ. of Manchester, Manchester M13 9PL, UK, J. Sound Vib., 82 (2), pp 171-179 (May 22, 1982) 3 figs, 1 ref

Key Words: Spectrum analysis, Jet noise

Techniques in which a shock tube is used to produce short duration jets are discussed briefly. The method adopted involves using the shock tube as a static reservoir with the jet exhausting through a nozzle originally closed by a diaphragm. Short duration noise samples of a Mach 0.9 air jet are recorded digitally and narrow band and one-third octave spectra are evaluated. Average spectra from a number of samples are presented. Comparison with both digital and analogue spectra from the equivalent continuous jet demonstrates that it is possible to obtain meaningful spectra by averaging short duration samples of impulsively started jets.

82-2625

The Measurement of Structure-Borne Sound Transmission Using Impulsive Sources

R.J.M. Craik
Dept. of Bldg., Heriot-Watt Univ., Edinburgh, UK, Appl. Acoust., 15 (5), pp 355-361 (Sept 1982) 7 figs, 5 refs

Key Words: Structure-borne noise, Measurement techniques

A simple method to measure structure-borne sound transmission is described. Measurement is made of the level difference in the acceleration between two structural elements using a plastic headed hammer as a noise source. The method is at least as accurate as conventional measurements made under steady-state conditions using continuous noise sources and can be carried out with less instrumentation on site and in about a tenth of the time. The portability of the source greatly simplifies the measurements as a hammer can be used to hit structures in a wide variety of positions whereas shakers can be used only in limited situations.

82-2626

An Improved Method for Determination of Radiated Sound Power and Sound Transmission from Large Sources

M. Alster
FDO-Engineering Consultants, P.O. Box 379, 1000 AJ Amsterdam, The Netherlands, J. Sound Vib., 82 (2), pp 261-274 (May 22, 1982) 7 figs, 4 tables, 3 refs

Key Words: Sound power level, Sound transmission, Measurement techniques

The proposed method is an improvement of the methods for measurement of sound power level, in which the real sound source is represented by an equivalent monopole. It is based on a new concept, the equivalent acoustical center, which is introduced and defined in the paper. The main assets of the method in comparison with the existing monopole-methods are a higher accuracy, a possibility of measuring at considerably shorter distances from the noise source, and a certain freedom in the choice of the measuring points around the source.

82-2627

A Review of Structural Noise Transmission

R.H. Lyon and J.W. Slack
Dept. of Mech. Engrg., Massachusetts Inst. of Tech., Cambridge, MA 02139, Shock Vib. Dig., 14 (8), pp 3-11 (Aug 1982) 11 figs, 20 refs

Key Words: Noise transmission, Sound transmission, Reviews

This article characterizes theoretical and experimental analyses of noise transmission in structures. The transmission path and vibratory response are discussed, as are the uses of broadband transfer functions to estimate time-varying response and of signal processing to diagnose vibration sources and paths.

SHOCK EXCITATION

82-2628

Generalized "Shock Structure" in a Non Linear Viscoelastic Medium

A. Donato and G. Vermiglio

Istituto di Matematica dell'Universita di Messina, via Tommaso-Cannizzaro, 98100 Messina, Italy, J. de Mecanique, 1 (2), pp 359-367 (1982) 5 refs

Key Words: Shock wave propagation, Viscoelastic media

An asymptotic expansion is constructed which generalizes the classical shock structure solution in a nonlinear viscoelastic medium. The method can be used in order to obtain solutions, valid everywhere; also when a known shock line divides two different materials that are both viscoelastic or one is elastic and the other, viscoelastic.

82-2629

Diffraction of Plane SH Waves in a Half-Space

A.H. Shah, K.C. Wong, and S.K. Datta
Dept. of Civil Engrg., Univ. of Manitoba, Winnipeg, Canada, Intl. J. Earthquake Engrg. Struc. Dynam., 10 (4), pp 519-528 (July/Aug 1982) 8 figs, 1 table, 14 refs

Key Words: Shear waves, Wave diffraction, Ground motion, Discontinuity-containing media, Tunnels, Seismic waves

Scattering of antiplane shear waves in two dimensions by surface and near-surface defects in a homogeneous, isotropic elastic semi-infinite medium has been studied. Attention has been focused here in the range of medium to long wavelengths. A combined finite element and analytical technique has been used to study the problems of scattering by semi-circular and triangular canyons. The results for the former case are compared with the known exact solution and those for the latter case are compared with some available approximate solutions. A problem of multiple scattering by a triangular canyon and a nearby circular tunnel is studied. Numerical results are presented showing the effects of multiple scattering and different angles of incidence.

82-2630

Simplified Shock Design for Installation of Equipment

H.A. Gaberson and R.A. Eubanks
Naval Civil Engrg. Lab., Port Hueneme, CA, Rept. No. CEL-TN-1622, 170 pp (Mar 1982)
AD-A114 331

Key Words: Hardened installations, Equipment response, Shock response

A simplified shock design method has been developed which employs the shock spectrum as the fundamental measure of both the severity of a shock environment and the hardness of a particular piece of equipment (the hardness is the equipment's capacity to survive a shock environment). Both the severity and the hardness are given as shock spectrum plots on four-coordinate paper and are thus directly comparable. The method uses a tracing method of recording the fact that the hardness exceeds the severity and thus equipment survival is assured.

VIBRATION EXCITATION

(Also see No. 2675)

82-2631

On the Self-Stressing Modes in Free Vibration Analysis

S. Idelsohn and M. Geradin
Universidad National Rosario, Argentina, J. Sound Vib., 83 (2), pp 143-155 (July 22, 1982) 2 figs, 3 tables, 10 refs

Key Words: Free vibration, Vibration analysis

The type of convergence to the eigenspectrum of a structure calculated from a finite element analysis is examined in light of the variational properties of the Rayleigh quotient and of Courant's maximum-minimum principle. The influence of the self-stressing modes on the solution is first demonstrated theoretically and then shown practically on the results obtained via a family of equilibrium elements in which the number of self-stressing modes relative to the number of vibration modes may be varied as a parameter.

82-2632

Confinement of Vibration by Structural Irregularity

C.H. Hodges
Topexpress Limited, 1 Portugal Place, Cambridge CB5 8AF, UK, J. Sound Vib., 82 (3), pp 411-424 (June 8, 1982) 5 figs, 22 refs

Key Words: Vibration control, Geometric effects

The propagation of vibrations in structures with some degree of extended disorder; i.e., departure from regularity or strict periodicity extended throughout the structure, is discussed. An account is given of the phenomenon of normal mode localization, caused under certain circumstances by the disorder. This phenomenon means that vibrational energy injected into the structure by an external source cannot

propagate to arbitrarily large distances, but is instead substantially confined to a region close to the source. Specifically, it is shown that the steady state response of the structure decays exponentially away from the source.

82-2633

Vibration of Modified Discrete Systems: The Modal Constraint Method

J.G.M. Kerstens

Space Div., Fokker B.V., Schiphol-Oost, The Netherlands, *J. Sound Vib.*, 83 (1), pp 81-92 (July 8, 1982) 3 figs, 5 tables, 5 refs

Key Words: Lumped parameter method, Modal constraint method, Structural modification effects

In an earlier paper a method was presented for calculating eigenfrequencies and modes of a vibrating system whose modifications consist of adding point supports. In another paper generalization of the method was presented for establishing vibration characteristics for complex continuous systems which are composed of several (base or known) continuous systems. In this paper this method (the modal constraint method) is applied to discrete systems. The eigenfrequencies and modes of the base systems calculated with the aid of, for instance, the finite element method are used to establish the vibrational characteristics of the modified systems. The modifications may consist of addition or removal of base systems and/or adding supports. The reduction of work as compared with direct solving of the modified system problems is significant, especially for large degree-of-freedom problems.

82-2634

Analysis of Randomly Time Varying Systems by Gaussian Closure Technique

P.K. Dash and R.N. Iyengar

Material Sci. Div., Natl. Aeronautical Lab., Bangalore 560 017, India, *J. Sound Vib.*, 83 (2), pp 241-251 (July 22, 1982) 4 figs, 11 refs

Key Words: Multidegree of freedom systems, Time-dependent parameters, Random response, Stochastic processes

The Gaussian probability closure technique is applied to study the random response of multidegree of freedom stochastically time varying systems under non-Gaussian excitations. Under the assumption that the response, the coefficient and the excitation processes are jointly Gaussian, deterministic equations are derived for the first two response

moments. It is further shown that this technique leads to the best Gaussian estimate in a minimum mean square error sense.

82-2635

Stored Energy in an Enclosure Driven by Externally Placed Drives

G. Maidanik and L.J. Maga

David Taylor Naval Ship Res. and Dev. Ctr., Bethesda, MD 20084, *J. Sound Vib.*, 82 (3), pp 335-344 (June 8, 1982) 5 figs, 1 table, 2 refs

Key Words: Enclosures, External reverberation, Internal reverberation, Reverberation chambers

In a recent paper a formalism was developed relating to the transition between a non-reverberant and a reverberant dynamic system. In this paper the formalism is extended to allow for externally placed drives to act on the dynamic system. A simulated example that incorporates the extension is cited. To accommodate the example the formalism is converted from its one-dimensional format to the three-dimensional format. The converted formalism is then employed to assess whether the relative contributions to the stored energy in the three-dimensional dynamic system -- an enclosure -- can be deciphered by artificially modifying the reverberation state of the enclosure. The example serves to illustrate the manner by which the reverberation can be modified and the way the relative contributions can be assessed.

82-2636

Response of Self-Excited Oscillators to Multifrequency Excitations

K.R. Asfar, A.H. Nayfeh, and D.T. Mook

Yarmouk University, Irbid, Jordan, *J. Sound Vib.*, 79 (4), pp 589-604 (Dec 22, 1982) 11 figs, 5 refs

Key Words: Van der Pol method, Harmonic excitation

The method of multiple scales is used to determine the response of a self-excited system having a single degree of freedom to multi-frequency harmonic excitations. Many cases, including combination and simultaneous resonances, are considered. The perturbation results are found to be in good agreement with those obtained by numerically integrating the governing differential equation. The response consists of two parts -- a forced oscillation part and a free oscillation part with an amplitude and phase that are functions of the excitations.

MECHANICAL PROPERTIES

DAMPING

82-2637

Dynamic Behaviour of a Damper Consisting of a Saturated Porous Medium (Comportement Dynamique d'un Amortisseur Composé d'un Milieu Poreux Saturé)

J.L. Auriault and C. Avallet

Institut de Mecanique de Grenoble, B.P. 53 X, 38041 Grenoble Cedex, J. de Mecanique, 1 (2), pp 269-290 (1982) 4 figs, 5 graphs, 1 table, 11 refs (In French)

Key Words: Dampers, Porous materials

By means of the method of homogenization of a small periodical porous matrix, equations are obtained which describe the macroscopic dynamic behavior of an elastic porous solid saturated by a newtonian viscous fluid. Theoretical results are compared with experimental data from a saturated porous damper with periodical matrix. The dynamic permeability of the damper is calculated.

82-2638

Distinctions between Boundary and Distributed Damping in a Waveguide with a Cutoff Frequency

P.W. Smith, Jr.

Bolt, Beranek and Newman, Inc., Cambridge, MA 02138, J. Acoust. Soc. Amer., 72 (2), pp 472-475 (Aug 1982) 3 figs, 8 refs

Key Words: Waveguide analysis, Damping effects

The precise, closed-form solution for response of a finite one-dimensional waveguide with cutoff (string on an elastic foundation) is examined for cases where damping is either uniformly distributed or concentrated in the ends. No marked spatial concentration of response at the driven point is found unless the damping is distributed and also the wave attenuation in one round trip through the system is large. Increased dispersion, as frequency approaches the cutoff, increases the round-trip attenuation caused by distributed viscous damping, but it decreases the attenuation caused by boundary damping (at the ends of the waveguide).

82-2639

Torsional Damper for Maximum Energy Absorption with Equilibrated Polydimethylsiloxanes as Damping Fluids

R. Andrä and J.H. Spurk

Technische Hochschule Darmstadt, Technische Strömungslehre, D6100 Darmstadt, Germany, J. Sound Vib., 82 (4), pp 465-472 (June 22, 1982) 7 figs, 4 refs

Key Words: Viscous damping, Torsional vibration

Shear viscosity and effective shear modulus, quantities related to the complex viscosity, have been measured as functions of frequency for five polydimethylsiloxanes commonly used as damper fluids. Maximum energy dissipation is obtained by realizing a damper whose damping constant times the shear viscosity divided by the product of effective shear modulus and moment of inertia of the inertia member equals one. Experiments show that in this tuning the dissipated energy when polydimethylsiloxanes are used as damping fluids can be as much as a factor of two higher than the maximum dissipated energy when using Newtonian fluid.

82-2640

Development of Vibration Dampers that Reduce Riveting Noise in Aircraft Construction

N. Kosuch

Messerschmitt-Boelkow-Blohm GmbH, Hamburg, Fed. Rep. Germany, Rept. No. BMFT-FB-HA-81-017, 63 pp (Dec 1981)

N82-22503

(In German)

Key Words: Vibration dampers, Noise reduction, Construction industry, Aircraft

The origin and properties of riveting noise were examined. Vibration absorbers for the reduction of noise levels during riveting on thin metal sheets were developed. Commercial damping materials were used in conjunction with fastening by negative pressure.

FATIGUE

82-2641

Fatigue Strength under Multi Axial Excitation -- Possibilities and Limits of the Torsional Stress Intensity

Hypothesis (Dauerschwingfestigkeit bei mehrachsiger Beanspruchung - Möglichkeiten und Grenzen der Schubspannungsintensitätshypothese)

J.O. Nökleby and A.Ö. Walöen

Det norske Veritas, Oslo, Norway, Konstruktion, 34 (8), pp 311-312 (Aug 1982) 2 figs, 5 refs (In German)

Key Words: Fatigue life, Torsional excitation

The torsional stress intensity hypothesis for the calculation of fatigue strength under multiaxial excitation is discussed. Different versions of the hypothesis, its possibilities and its limitations, are described. The authors observe that the basic three-dimensional version of the hypothesis has more advantages and fewer disadvantages than the others.

ELASTICITY AND PLASTICITY

82-2642

Dynamic Fracture of Idealized Fiber-Reinforced Materials

L.F. Mannion

Ph.D. Thesis, Brown Univ., 106 pp (1981)
DA8215589

Key Words: Fracture properties, Fiber composites, Beams

A model for the dynamic fracture of a material reinforced by two orthogonal sets of straight, parallel fibers is presented. The model is a continuum theory, in the sense that no distinction is made between particles lying on a fiber or in the matrix; the fibers are assumed to be inextensible and continuously distributed. The theory may be interpreted as an asymptotic approximation to anisotropic elasticity.

82-2643

An Experimental Investigation into the Mechanics of Dynamic Fracture

K. RaviChandar

Ph.D. Thesis, California Inst. of Tech., 136 pp (1982)
DA8213901

Key Words: Fracture properties, Crack propagation

Current theories of dynamic fracture are based on elastodynamic analyses of mathematically sharp plane cracks and as such do not explain the observed terminal velocities or

the phenomenon of crack branching satisfactorily. The present investigation addresses the above problems by using both microscopic and macroscopic interpretations. The experimental scheme that is used in this investigation is the configuration of a pressure loaded semi-infinite crack in an infinite medium. The loading is achieved through an electromagnetic device which provides highly repeatable loading. The method of caustics is used in conjunction with a high speed camera to obtain the time histories of the crack tip stress intensity factor and the crack position. The problems of crack initiation and crack arrest are explored.

EXPERIMENTATION

MEASUREMENT AND ANALYSIS

(Also see Nos. 2529, 2533, 2611, 2616, 2677)

82-2644

Electro Optical Transducer for Monitoring Biaxial Displacement

G.E. Warren

Naval Civil Engrg. Lab., Port Hueneme, CA, Exptl. Techniques, 6 (4), pp 1-3 (Aug 1982) 6 figs, 1 table, 6 refs

Key Words: Measuring instruments, Transducers

Dual-axis, position-sensitive, semiconductor detectors are described which can be employed as deflection-measurement alternatives to mechanical and LVDT devices. A position sensor provides a continuous, direct electrical analog of the X and Y displacement of a light spot moving across its active area. With appropriate optics and electronics, biaxial position sensors can be used for measuring dynamic, lateral and angular displacements of inaccessible structures.

82-2645

A Real-Time Active Vibration Controller

M.R. Serbyn and W.B. Penzes

Ctr. for Manufacturing Engrg., Natl. Bureau of Standards, ISA Trans., 21 (3), pp 55-59 (1982)
7 figs, 5 refs

Key Words: Interferometers, Active vibration control, Real time spectrum analyzers

The Michelson interferometer is viewed as a noisy system whose noise input results from unwanted changes in the optical path lengths of its beams, and whose desired output is a constant optical path-length difference. A technique for maintaining this quality at a value equal to a multiple of quarter wavelengths of the light is described.

82-2646

Analysis and Design of Periodically Time-Varying Digital Filters

C.M. Loeffler

Ph.D. Thesis, Rice Univ., 134 pp (1982)

DA8216337

Key Words: Digital filters, Time-dependent parameters

A description of periodically time-varying systems was developed which completely characterizes the relationship between the spectra of the input and output signals of these systems. The description is the bi-frequency map. This description completely separates the time-invariant and time-varying portions of the system. It can be used to analyze each of these portions of the system.

82-2647

A Quick and Simple Method for Estimating the Transmission or Insertion Loss of an Acoustic Filter

S. Soderqvist

IFM Akustikbyran, Warfvinges Vag 26, S-112 51 Stockholm, Sweden, Appl. Acoust., 15 (5), pp 347-354 (Sept 1982) 9 figs

Key Words: Acoustic filters, Sound transmission loss, Sound insertion loss

A method is presented by which the dominating term in the expression for TL or IL can be set up without using the complete equation system. This dominating term is the one that contains the highest power of A_c/A_p (chamber area divided by pipe area). The approximation is valid everywhere except at the filter resonances where sine and cosine factors contained in the term tend to zero. The approximation is also invalid at low frequencies where the length of chambers and pipes is smaller than about 12.5 percent of the wavelength. If this frequency region is of interest a lumped-element description of the filter can be used.

82-2648

ACORA -- A Computer-Aided System of Instruments

for Real-Time Signal Analysis During Transient Operation (ACORA -- Ein Messsystem zur schnellen Signalanalyse bei instationären Fahrzuständen)

J. Kolerus

Automobiltech. Z., 84 (7/8), pp 371-376 (July/Aug 1982) 4 figs, 1 table, 5 refs

(In German)

Key Words: Real time spectrum analyzers, Vibration analyzers, Ground vehicles

ACORA (Akustic Computer Real Time Analyzer) is a mobile system for analysis of sounds and vibrations from vehicles operating in transient states. It was developed for Volkswagen AG based on experience with off-line computation. There are two remarkable features of the system: its extremely high data-acquisition rate and its versatility as a module in different applications. It is designed for use in many departments: research and development, quality control and production control. This article describes aspects of the system relevant for the user, giving typical examples of its application.

82-2649

A New Approach to the Integration of Accelerometer Data

D.M. Trujillo and A.L. Carter

Trucomp, Fountain Valley, CA, Intl. J. Earthquake Engrg. Struc. Dynam., 10 (4), pp 529-535 (July/Aug 1982) 3 figs, 4 refs

Key Words: Accelerometers, Data processing

A direct approach to the integration of accelerometer data is presented which depends only on the fact that the final velocity and possibly, the final displacement are known. Using a dynamic programming formulation, the accelerometer record is corrected to account for these cases. The formulation is presented for the general case where velocity, displacement, as well as accelerometer data, are available. A numerical example is included.

82-2650

Systematic Measurement Errors with Two Microphone Sound Intensity Meters

J.C. Pascal and C. Carles

Laboratoire d'Acoustique, Conservatoire National des Arts et Métiers, 292 Rue Saint Martin, 75003

Paris, France, *J. Sound Vib.*, 83 (1), pp 53-65 (July 8, 1982) 8 figs, 22 refs

Key Words: Sound level meters, Error analysis

Acoustic intensity meters in which two closely spaced microphones are used are sensitive to an instrumental convolution effect due to the finite difference approximation. This consequence of the working principle leads to a theoretical high frequency cut-off. Two methods are available to obtain the approximate intensity: the direct two microphone method and the sum-difference method. In all cases, it is shown that phase distortions induced by measuring equipment affects the intensity meter frequency response and its directivity pattern. In addition, specific phase mismatch with the second method render intensity measurements sensitive to reactive fields. From this analysis, requirements are deduced for equipment design.

82-2651

Phase Shift Errors in the Theory and Practice of Surface Intensity Measurements

M.C. McGary and M.J. Crocker

NASA Langley Res. Ctr., Hampton, VA 23665, *J. Sound Vib.*, 82 (2), pp 275-288 (May 22, 1982) 13 figs, 16 refs

Key Words: Noise path diagnostics, Noise source identification, Acoustic intensity method, Cross spectral method

The surface acoustical intensity method (sometimes known as the microphone-accelerometer cross-spectral method) is a relatively new noise source/path identification tool. Several researchers have had difficulties implementing this method because of instrumentation phase mismatch. A simple technique for measuring and correcting instrumentation phase mismatch has been developed. This new technique has been tested recently on a noise source identification problem of practical interest. The results of the experiments indicate that the surface acoustic intensity method produces reliable data and can be applied to a variety of noise source/path problems.

82-2652

Rotating Valve for Velocity-Coupled Combustion Response Measurements

R.S. Brown, R.C. Waugh, and V.L. Kelly

United Technologies, Sunnyvale, CA, *J. Spacecraft*, 19 (5), pp 437-444 (Sept-Oct 1982) 13 figs, 1 table, 29 refs

Key Words: Solid rocket propellants, Acoustic response, Measurement techniques

A dual rotating valve apparatus has been investigated for measuring the velocity-coupled response function of solid propellants. Bulk mode velocity oscillations are generated by operating rotating valves 180 deg out of phase at each end of a combustion chamber. Analytical studies were conducted using both a linear and a nonlinear velocity-coupling model to demonstrate feasibility and to develop data reduction methods. A method for extracting the linear response from oscillatory pressure measurements was demonstrated.

82-2653

An Instrument for Vibration Mode Analysis Using Electronic Speckle Pattern Interferometry

A.P.M. Hurden

Electro-optics Div. of W. Vinten Ltd., Western Way, Bury St. Edmunds, Suffolk IP33 3TB, UK, *Non-destructive Testing Intl.*, 15 (3), pp 143-148 (June 1982) 12 figs, 18 refs

Key Words: Measuring instruments, Vibration measurement, Electronic test equipment, Proximity probes

The use of electronic speckle pattern interferometry as a non-destructive testing technique for measuring small displacements of a variety of objects has been widely reported. A description is given of an instrument which, with the use of a micro-computer, can now produce an isometric view of an object vibrating in a resonant mode, thus making the results easier to interpret. The instrument provides a real-time, non-contacting alternative to other mode analysis equipment and can detect high-order modes as easily as low-order modes.

82-2654

Selecting Dynamic Instrumentation

W. Tustin

Tustin Inst. of Tech., Santa Barbara, CA, *Test*, 44 (4), pp 10, 12, 13 (Aug/Sept 1982) 7 figs

Key Words: Vibration measurement, Measuring instruments

Vibration instrumentation for use in sinusoidal vibration testing, random testing, shock testing, or for measuring transportation or service vibration is described.

82-2655

Studying Sources of Brake Noise with Coherent Optical and Holographic Measuring Techniques

A. Felske

Natl. Inst. for Transport and Road Res., Pretoria, South Africa, 18 pp (Oct 1981) (Pres. at Intl. Symp. on Transportation Noise, CSIR Conf. Ctr., Pretoria, Oct 21-23, 1981)

PB82-206152

Key Words: Brakes (motion arresters), Noise generation, Vibration analysis, Vibration measurement, Holographic techniques

The analysis of vibrations on squealing brake systems is mainly covered by new optical measuring techniques: laser doppler velocimetry, image derotation and holographic interferometry. Noise sources can be localized, elaborated vibration centers can be measured quantitatively by the sensitive laser doppler technique on rotating and non-rotating components. Demonstrating the efficiency of these methods some results in preventing brake squeal of disk and drum brakes are discussed.

82-2656

Ultrasonic Imaging System Using Coppler-Modulated Wave Fronts

O. Sasaki, Y. Kirii, and Y. Kitazawa

Niigata Univ., Faculty of Engrg., 8050 Ikarashi 2, Niigata-shi, Japan, J. Acoust. Soc. Amer., 72 (2), pp 431-435 (Aug 1982) 9 figs, 4 refs

Key Words: Vibration analysis, Signal processing techniques, Ultrasonic techniques, Holographic techniques

A new imaging method is proposed which reconstructs a stationary image at any time of a vibrating object from a hologram synthesized with Fourier coefficients of the detected signal over a few periods of the vibration. This signal arises from receiving time-varying ultrasonic waves frequency shifted by the Doppler effect. The signal processing of the new method produces some special features such as reduction of noise, elimination of stationary objects, and selective reconstruction of the object vibrating with a specified frequency. The computer simulations and the basic experimental results show the effectiveness of the imaging method.

82-2657

Acoustic Modal Analysis Experiment

J.J. Nieter and R. Singh

Dept. of Mech. Engrg., Ohio State Univ., Columbus, OH 43210, J. Acoust. Soc. Amer., 72 (2), pp 319-326 (Aug 1982) 7 figs, 1 table, 21 refs

Key Words: Modal analysis, Ducts, Mufflers, Resonators, Measurement techniques, Natural frequencies, Mode shapes

This paper proposes an experimental modal technique for acoustic ducts, mufflers, and resonators over the plane-wave frequency regime. Global modal properties, such as natural frequencies and modes of gas oscillation, are extracted from the coincident-quadrature response curves of measured cross-point acoustic impedances at a number of observation locations. The acoustic system is excited by a vibrating piston which is driven by an electromagnetic shaker with band-limited binary random noise signal. The acoustic impedance is determined using two transducers: an accelerometer attached to the piston -- its signal is processed to yield volume velocity information, and a microphone traverse. Digital data acquisition and processing techniques are used to generate the necessary impedance data at a number of locations for modal analysis.

82-2658

Non-Stationary Random Responses of a Multi-Degree-of-Freedom System by the Theory of Evolutionary Spectra

C.W.S. To

Dept. of Mech. Engrg., Univ. of Calgary, Calgary, Alberta, Canada T2N 1N4, J. Sound Vib., 83 (2), pp 273-291 (July 22, 1982) 5 figs, 1 table, 18 refs

Key Words: Multi degree of freedom systems, Random response, Spectrum analysis

General expressions for the closed form transient receptance, evolutionary spectral and cross-spectral densities required in the non-stationary random analysis of structures, discretized by the finite element method, to non-stationary random excitations are presented. Application of the derived results to the non-stationary random analysis of a mast antenna structure subjected to base excitations treated as a uniformly modulated random process is made. The computed results of evolutionary spectral and cross-spectral densities are presented graphically.

82-2659

Frequency Analysis of Structures by Integrated Force Method

S.N. Patnaik and S. Yadagiri

INSAT, Space Segment Project Office, Dept. of Space, Bangalore, India, *J. Sound Vib.*, **83** (1), pp 93-109 (July 8, 1982) 9 figs, 7 tables, 13 refs

Key Words: Frequency analysis, Integrated force method

The integrated force method (IFM) is extended to vibration analysis of structures, with the concept of force mode shape used as the primary analysis variable. The potential of IFM to simplify structural design under frequency constraint is illustrated. Frequency analysis by IFM is illustrated by taking examples such as a spring mass system, a truss, a beam and a plate. The necessity to develop an energy expression for IFM is pointed out.

82-2660

Free Vibration Analysis of Coupled Structures by Modal Synthesis (Schwingungsberechnung zusammengesetzter Systeme durch modale Synthese)

P. Ruge

Mechanikzentrum, Lehrstuhl f. Mechanik und Festigkeitslehre der TU Braunschweig, Pockelsstrasse 4, D-3300 Braunschweig, Bundesrepublik Deutschland, *Ing. Arch.*, **52** (3/4), pp 177-182 (1982) 2 figs, 2 tables, 6 refs
(In German)

Key Words: Modal synthesis, Substructuring methods, Component mode synthesis

Substructure coupling by component mode synthesis leads to a rational algebraic eigenvalue problem with series of partial fractions. An iterative process using the trace-theorem is given along with a method to avoid poles.

SCALING AND MODELING

82-2661

Design of Dynamically-Scaled, Asymmetrical Wind Tunnel Models

M.E. Beyers

Natl. Inst. for Aeronautics and Systems Tech., Pretoria, South Africa, Rept. No. NIAST-78/18, 18 pp (Aug 6, 1981)
N82-22285

Key Words: Scaling, Test models, Wind tunnel testing, Wing stores

Dynamically scaled models are used in aerodynamic studies, notably in aircraft/store or stage separation studies. Techniques were developed for the design of free flight models in three general categories: dynamic stability free flight models, high maneuverability models optimized for non-oscillatory motion studies, and dynamic separation models. Dynamic scaling with fully simulated mass asymmetries play an important part in each of the three categories, particularly when nonplanar motions are simulated.

BALANCING

82-2662

Evaluation of a Balancing Machine Performance

S.G. Braun, B.B. Seth, and N.L. Field
Metal Forming and Joining Dept., Ford Motor Co., Dearborn, MI 48239, *J. Sound Vib.*, **83** (3), pp 301-312 (Aug 8, 1982) 2 figs, 3 tables, 8 refs

Key Words: Balancing machines, Rigid rotors

A systematic approach for the characterization of a balancing machine performance is described. The objective of this study is to determine the achievable accuracy in balancing similar rigid rotating machines. Along with the theoretical work, experimental examples are presented for the identification of calibration, random and systematic inaccuracies.

MONITORING

82-2663

Rotating Tool Wear Monitoring Apparatus

K.W. Yee

Dept. of Commerce, Washington, DC, U.S. Patent Appl. No. 6-364 944, 19 pp (Apr 2, 1982)

Key Words: Monitoring techniques, Wear, Computer-aided techniques

A system is provided for predicting when the failure of a rotating machine tool or part is imminent or when a tool is worn. The system includes a transducer for producing an output related to the workpiece vibrations caused by the machine tool and an analog comparator which compares this output with a threshold signal related to the normal operation of the tool and established by a microcomputer which determines whether further signals which exceed the threshold are produced during each of a predetermined number of subsequent time intervals related to the rotational

speed of the tool. If so, a 'failure' signal is produced which may be used, for example, to cause retraction of the tool.

ANALYSIS AND DESIGN

ANALYTICAL METHODS

(Also see No. 2493)

82-2664

A Newtonian Procedure for the Solutions of $E\dot{x}=\lambda Ax$

A. Simpson

Dept. of Aeronautical Engrg., Univ. of Bristol, Bristol BS8 1TR, UK, J. Sound Vib., 82 (2), pp 161-170 (May 22, 1982) 1 fig, 3 refs

Key Words: Eigenvalue problems

Newtonian iteration on a scalar function, which is obtained by condensation of the pencil $E - \lambda A$, is used in conjunction with Sturm sequence properties of the pencil to provide an infallible, quadratically convergent algorithm for all eigenvalues of $A^{-1}E$ within any stated λ -range. The algorithm has been programmed for use on a desk-top machine and large (sparse matrix) eigenvalue problems have been solved. A brief outline of the essential steps in the program is given along with some particular solutions.

82-2665

Lagrangian Formulation and First Integrals of Piecewise Linear Dissipative Systems

F. Badrakhani

College of Engrg. and Petroleum, Kuwait Univ., Kuwait, J. Sound Vib., 82 (2), pp 227-234 (May 22, 1982) 2 figs, 9 refs

Key Words: Oscillators, Damped structures, Lagrange equations

The Lagrangian description of the motion of a damped oscillator is used as a starting point for deducing the canonical formulation and studying the existence of first integrals according to Noether's generalized theorem. It is shown that first integrals exist only if the restoring force is linear. Finally, results are applied to the study of some important linear or piecewise-linear cases such as the Reid oscillator and the oscillator with bilinear hysteresis.

82-2666

Bounds on the Eigenvalues for Certain Classes of Dynamic Systems

M.A. Zeid

Ph.D. Thesis, Michigan State Univ., 173 pp (1982) DA8216603

Key Words: Eigenvalue problems, Boundary value problems, Bond graph technique

To estimate bounds on the eigenvalues of a system from a pictorial model, classical methods were used to derive the state equations; then from the state matrix the bounds on the largest eigenvalue were obtained. For a class of systems, the bounds on the largest real part and the largest imaginary part of the eigenvalues were obtained by inspecting a graphical model of these systems. The graphical model used is a canonical form of the bond graph; namely the gyrobond-graph. The yield of this work is the reduction in the computational effort required to obtain the bounds. This reduction becomes of major importance when the bounds are estimated for large scale systems.

82-2667

Almost Sure Stable Oscillations in a Large System of Randomly Coupled Equations

S. Geman

Div. of Appl. Math., Brown Univ., Providence, RI 02912, SIAM J. Appl. Math., 42 (4), pp 695-703 (Aug 1982) 1 fig, 7 refs

Key Words: Differential equations, Random parameters

This paper is about limiting (large system) behavior of a set of differential equations with random coefficients. Under certain conditions the behavior of the entire system is well described by a small number of prototype equations, and these can be derived, heuristically, by applying a law of large numbers to the original system. An application of this theorem is the specification of a small number of parameters which guarantee that sufficiently large versions of the systems studied will oscillate with a predicted period and wave form.

82-2668

Distribution of the Natural Frequencies in Matrix-Characterized Structures

M.E. Gaylard

Dept. of Mech. Engrg., Brunel Univ., Uxbridge UB8 3PH, UK, *J. Sound Vib.*, 82 (3), pp 435-444 (June 8, 1982) 5 figs, 20 refs

Key Words: Natural frequencies, Matrix methods, Stiffness coefficients, Mass coefficients

The distribution of the natural frequencies has a recognized importance in the statistical energy analysis of vibrations of continuous structures. A method is introduced for approximating to the distribution of the natural frequencies for structures characterized by matrices of stiffness and mass coefficients, without resolving specific frequencies. Simple examples are given. Potential uses include frequency analysis for incompletely defined or sampled structural matrices.

82-2669

Parametric Excitation Stability via Hamilton's Action Principle

J.G. Papastavridis

School of Engrg. Sci. and Mech., Georgia Inst. of Tech., Atlanta, GA 30332, *J. Sound Vib.*, 82 (3), pp 401-410 (June 8, 1982) 1 fig, 17 refs

Key Words: Parametric excitation, Hamiltonian principle

A Hamilton's principle based direct variational method for the asymptotic determination of the well-known stability/instability boundaries of Mathieu's equation is presented. The presence of time-dependent parameters in the system of the Lagrangian necessitates a generalization of the conventional Hamilton's principle: this consists in treating these variable system parameters as additional generalized co-ordinates, and subjecting them to similar variations. The interpretation of the resulting energetic expressions leads to the formulation of a new time-integral-of-energy stability criterion and a parametric invariance theorem. Its relation/equivalence with existing non-conservative system energy tests is pointed out.

NUMERICAL METHODS

(Also see Nos. 2614, 2620)

82-2670

On the Structure of Duffing's Equation without Dissipation (Sur La Structure d L'Equation de Duffing sans Dissipation)

B.V. Schmitt

Dept. of Math., Univ. de Metz, Ile du Saulcy, 5700 Metz, France et Institut de Recherche Mathématique Avancée, 7 rue René-Descartes, 67084 Strasbourg, France, *Siam J. Appl. Math.*, 42 (4), pp 868-894 (Aug 1982) 21 figs, 4 tables, 14 refs (In French)

Key Words: Numerical analysis, Duffing's differential equation

Certain types of periodic harmonic and subharmonic solutions of Duffing's equation are determined numerically without dissipation – even solutions or solutions which are out of phase by $\pi/2$ from an odd function. The numerical technique used, which is new and very simple, is explained in detail. It is based on the symmetries of the equation and of the periodic solutions sought for. The results are presented in the form of graphs which show the initial conditions and the stability (for the harmonics) of the periodic solutions in the space of parameters of the equations.

82-2671

Another Kind of Numerical Instabilities of the Integral Approach to the Interior Boundary-Value Problem for the Two-Dimensional Helmholtz Equation

F. Mattioli

Istituto di Geofisica dell'Universita di Bologna, Bologna, Italy, *Intl. J. Numer. Methods Engrg.*, 18 (8), pp 1115-1130 (Aug 1982) 3 figs, 15 refs

Key Words: Numerical analysis, Boundary value problems, Helmholtz integral method, Harbors, Wave forces

In a previous paper it has been proved that the integral equations arising from the application of Green's formula to the Helmholtz equation in a limited domain can show a certain type of numerical instability, if a real Green's function is used. It has been also proved that such instabilities cannot arise if a complex Green's function is employed. However, it has been found in the latter case that numerical instabilities can occur. This has been proved and thoroughly analyzed for a circular domain, and a technique of avoiding these instabilities has been devised. When this technique is followed, very accurate results can be obtained, regardless of wavenumber used.

82-2672

Error Growth in Transient Large Displacement Calculations

J.P. Wright and J.L. Baylor

Weidlinger Associates, East 59th St., New York, NY, Intl. J. Numer. Methods Engrg., 18 (8), pp 1131-1143 (Aug 1982) 8 figs, 2 tables, 13 refs

Key Words: Numerical analysis, Nonlinear response, Error analysis

Nonlinear problems are widely acknowledged as being more difficult to solve numerically than linear problems. Various kinds of errors contribute to this difficulty and in this paper some of these errors will be described and illustrated by solving certain large displacement problems using eight-noded isoparametric brick elements in space and an explicit integration method in time. Approximation errors in time integration are illustrated, with violation of energy conservation being used as an indicator of the increased difficulties encountered in solving large displacement problems. Round-off errors and order of operations are discussed and illustrated for the case of a cube that is impulsively set in rotation about its center of mass. Finally, approximation errors in spatial discretization, especially those associated with incomplete or inconsistent integration over the element volume, are illustrated for a large deflection beam problem.

82-2673

Scattering of Rayleigh Surface Waves by Edge Cracks: Numerical Simulation and Experiment

M. Hirao and H. Fukuoka

Dept. of Mech. Engrg., Faculty of Engrg. Science, Osaka Univ., Toyonaka, Osaka 560, Japan, J. Acoust. Soc. Amer., 72 (2), pp 602-606 (Aug 1982) 7 figs, 12 refs

Key Words: Wave diffraction, Cracked media, Numerical analysis

Scattering of Rayleigh surface waves by surface edge cracks is numerically simulated in a two-dimensional geometry, using the finite-difference method and the FFT algorithm. The numerical solutions are in good agreement with the experimental observations based on the ultrasonic spectrum analysis and the time-of-flight measurements for the artificial cracks in mild-steel test pieces.

82-2674

The ρ -Family of Algorithms for Time-Step Integration with Improved Numerical Dissipation

G. Bazzi and E. Anderheggen

Swiss Fed. Inst. of Tech., Zurich, Switzerland, Intl.

J. Earthquake Engrg. Struc. Dynam., 10 (4), pp 537-550 (July/Aug 1982) 8 figs, 2 tables, 18 refs

Key Words: Numerical analysis, Finite element techniques, Equations of motion, Time domain method, Nonlinear systems

The dynamic analysis of complex nonlinear structural systems by the finite element approach requires the use of time-step algorithms for solving the equations of motion in the time domain. Both an implicit and an explicit version of such a time-step algorithm, called the ρ -method, the parameter ρ being used for controlling numerical damping in the higher modes, are presented in this paper. For the implicit family of algorithms unconditional stability, consistency, convergence, accuracy and overshoot properties are first discussed and proved. On the basis of the algorithmic damping ratio (dissipation) and period elongation (dispersion) the ρ -method is then compared with the well-known implicit algorithms of Hilber, Newmark, Wilson, Park and Houbolt.

82-2675

An Approximate Method of Analysis of Parametric Vibration

J. Zajackowski

Lodz Technical Univ., Lodz, Zwirki 36, Poland, J. Sound Vib., 79 (4), pp 581-588 (Dec 22, 1981) 4 tables, 8 refs

Key Words: Approximation methods, Parametric excitation

This paper is concerned with the stability of vibration of parametrically excited systems. A simple approximate procedure is proposed for determining the characteristic exponents of a set of linear differential equations with periodically varying coefficients.

STATISTICAL METHODS

(Also see No. 2623)

82-2676

Improvement of the Method of Statistical Energy Analysis for the Calculation of Sound Insulation at Low Frequencies

A. Elmallawany

Bldg. Res. Ctr., El Tahreer St., Dokky, P.O. Box 1770, Cairo, Egypt, Appl. Acoust., 15 (5), pp 341-345 (Sept 1982) 5 figs, 7 refs

Key Words: Statistical energy methods, Sound transmission loss, Walls, Low frequencies

In the application of the statistical energy analysis theory to the calculation of sound insulation it has been determined that there is a great discrepancy between the measured and theoretical values at low frequencies. This is one of the disadvantages of statistical energy analysis. Therefore, it was necessary to improve this method at low frequencies. The measured and theoretical values of the sound transmission loss at low frequencies are made to reach good agreement by the introduction of a correction factor.

PARAMETER IDENTIFICATION

82-2677

Modal Vector Estimation for Closely Spaced Frequency Modes

R.R. Craig, Jr., Y.T. Chung, and M. Blair
Univ. of Texas at Arlington, Arlington, TX, Rept.
No. NASA-CR-162001, 41 pp (Feb 1, 1982)
N82-22517

Key Words: Modal analysis, Parameter identification technique

Techniques for obtaining improved modal vector estimates for systems with closely spaced frequency modes are discussed. In describing the dynamical behavior of a complex structure modal parameters are often analyzed: undamped natural frequency, mode shape, modal mass, modal stiffness and modal damping. From both an analytical standpoint and an experimental standpoint, identification of modal parameters is more difficult if the system has repeated frequencies or even closely spaced frequencies. By employing band selectable analysis (zoom) techniques and by employing Kennedy-Pancu circle fitting or some multiple degree of freedom curve fit procedure, the usefulness of the single shaker approach can be extended.

82-2678

Large Modal Survey Testing Using the Ibrahim Time Domain Identification Technique

S.R. Ibrahim and R.S. Pappa
Old Dominion Univ., Norfolk, VA, J. Spacecraft,
19 (5), pp 459-465 (Sept-Oct 1982) 5 figs, 3 tables,
6 refs

Key Words: Parameter identification technique, Time-domain method, Plates, Rectangular plates

The ability of the Ibrahim time domain identification algorithm to identify a complete set of structural modal parameters, using a large number of free-response time histories simultaneously in one analysis and assuming an identification model with a high number of degrees of freedom, has been studied. Identification results using simulated free responses of a uniform rectangular plate, with 225 measurement stations, and experimental responses from a ground vibration test of the long duration exposure facility Space Shuttle payload, with 142 measurement stations, are presented.

MOBILITY/IMPEDANCE METHODS

82-2679

On Effective Mobilities in the Prediction of Structure-Borne Sound Transmission between a Source Structure and a Receiving Structure, Part I: Theoretical Background and Basic Experimental Studies

B. Petersson and J. Plunt
Dept. of Bldg. Acoustics, Chalmers Univ. of Tech.,
S-412 96 Gothenburg, Sweden, J. Sound Vib., 82 (4),
pp 517-529 (June 22, 1982) 13 figs, 9 refs

Key Words: Mobility functions, Sound transmission, Structure-borne noise

The general mobility matrix formulation of the problem of multi-point, coupled structures is discussed and some of the disadvantages are emphasized. Two principally different ways of rearranging the general mobility matrix into corresponding effective mobilities, useful for expressing the vibratory power input to the receiving structure, are investigated theoretically. The two concepts of effective mobility: namely effective point mobility in which the points are considered individually with the interaction between the points taken into account and effective overall mobility in which a space averaged point mobility is deduced, have also been verified experimentally.

82-2680

On Effective Mobilities in the Prediction of Structure-Borne Sound Transmission between a Source Structure and a Receiving Structure, Part II: Procedures for the Estimation of Mobilities

B. Petersson and J. Plunt
Dept. of Bldg. Acoustics, Chalmers Univ. of Tech.,
S-142 96 Gothenburg, Sweden, J. Sound Vib., 82 (4),
pp 531-540 (June 22, 1982) 13 figs, 11 refs

Key Words: Mobility functions, Sound transmission, Structure-borne noise

The structure-borne sound power transmission between multi-point, coupled structures can theoretically be described by effective mobility. The results from full scale measurements of transfer and point mobilities of compound structures show that in some cases the effective point mobility can be approximated by the ordinary point mobility. Estimation procedures for the ordinary point mobilities containing manageable expressions for engineering applications have been developed and some examples are presented. The basic reasoning behind these procedures are described.

COMPUTER PROGRAMS

82-2681

Description of a Simulation System DYSIM for Continuous Dynamic Processes

P. la Cour Christensen

Risoe Natl. Lab., Roskilde, Denmark, 27 pp (Jan 1981)

RISO-M-2271

Key Words: Computer programs, DYSYS (computer programs), Simulation

A general purpose simulation system DYSIM for continuous dynamic processes has been worked out. The new system has been made in order to improve the performance by excluding unused features and including new ones, and speed up the computations by a careful programming of the essential routines for integration and administration.

82-2682

Engine Dynamic Analysis with General Nonlinear Finite Element Codes, Part II: Bearing Element Implementation, Overall Numerical Characteristics and Benchmarking

J. Padovan, M. Adams, D. Fertis, I. Zeid, and P. Lam

The Univ. of Akron, Akron, OH, ASME Paper No. 82-GT-292

Key Words: Computer programs, Finite element technique, Engines, Rotors

In an attempt to increase jet engine efficiencies, typically smaller rotor-stator-running clearances are being employed. Because of this and the ever present need to improve maintenance, reliability and structural integrity under various modes of operation, more sophisticated analysis tools are required to model the engine. Due to the widespread usage

of general purpose finite element codes, this paper seeks to adapt the procedure to use in modeling turbine rotor-bearing-stator structure.

GENERAL TOPICS

CRITERIA, STANDARDS, AND SPECIFICATIONS

82-2683

Transportation Noise, Its Impact, Planning and Regulation

J. Manuel

Ontario Ministry of the Environment, Toronto, Ontario, Canada, 21 pp (Oct 1981) (Pres. at Intl. Symp. on Transportation Noise, CSIR Conf. Ctr., Pretoria, Oct 21-23, 1981)

PB82-206111

Key Words: Traffic noise, Noise reduction, Regulations

An overview of the different sources of transportation noise in urban environments, the noise levels, human response to noise, and remedial actions taken to reduce noise pollution is presented.

82-2684

Noise Regulation and Enforcement

J. Manuel

Ontario Ministry of the Environment, Toronto, Ontario, Canada, 19 pp (Oct 1981) (Pres. at Intl. Symp. on Transportation Noise, CSIR Conf. Ctr., Pretoria, Oct 21-23, 1981)

PB82-206103

Key Words: Traffic noise, Noise reduction, Regulations

This paper discusses the development and implementation of the environmental noise control program in Ontario. It discusses the legislation, the delegation of powers to other political units, and the development of policy. The assessment and approval of new land uses and new industrial and commercial projects is also described. The paper demonstrates the need for a strong enforcement policy and the need for regular transfer of technology and for public education. Control of occupational noise and deficiencies in the construction codes with respect to noise control in Ontario is also discussed.

ANNUAL AUTHOR INDEX

| A | | | |
|---------------------|--------------------------|-------------------------|--------------------------|
| Abbott, W.Y. | 1791 | Albrecht, P. | 1264 |
| Abdel-Ghaffar, A.M. | 953, 1863, 2075, 2076 | Alexander, A. | 1918 |
| Abdelhamid, A.N. | 2292 | Alexander, A.M. | 1786 |
| Abdelkader, M.A. | 1915 | Alexander, J.V. | 1927 |
| Abdul-Wahed, N. | 1191 | Alfarou-Bou, E. | 602 |
| Abe, T. | 112 | Allaire, P.E. | 808, 1005 |
| Abel, I. | 315, 2102 | Allemang, R.J. | 1787 |
| Aboudi, J. | 886, 917 | Allen, J.J. | 1544 |
| Abramson, H.N. | 2263 | Allen, R.R. | 919, 1304 |
| Abramson, P. | 43, 44 | Allioud, J.P. | 2584 |
| Achenbach, J.D. | 685, 710, 711 | Almajan, I.T. | 768 |
| Adali, S. | 2574 | Alshamani, K.M.M. | 1503 |
| Adams, G.G. | 646 | Alshits, V.I. | 430 |
| Adams, J.H. | 2001, 2003 | Alster, M. | 2626 |
| Adams, M. | 2682 | Alston, J.D. | 992 |
| Adams, M.L. | 468, 807 | Amazigo, G.O. | 1019 |
| Adams, R.D. | 1432 | Amier, R.K. | 1387 |
| Adeli, H. | 277 | Amiet, R.K. | 662 |
| Adenigba, A.B. | 463 | Ammann, H. | 257 |
| Adeyefa, B.A. | 2424 | Anagnostopoulos, S.A. | 289, 2094, 2319 |
| Adham, S.A. | 149 | Anderheggen, E. | 2674 |
| Aganović, J. | 1040 | Andersen, C.M. | 2243 |
| Agar, T.J.A. | 225 | Andersen, P.K. | 1561 |
| Agent, K.R. | 1648 | Anderson, G.R., II. | 29 |
| Ahlbeck, D.R. | 2526 | Anderson, L.R. | 1559 |
| Ahmad, J. | 1522 | Anderson, M.J. | 353, 414 |
| Ahmad, S.H. | 343 | Anderson, M.S. | 542, 1546 |
| Ahtye, W.F. | 1885 | Anderson, R.W. | 273 |
| Aida, T. | 631 | Anderson, W.J. | 103, 109 |
| Aiello, R.A. | 2366, 2557 | Ando, Y. | 317 |
| Akagawa, K. | 1984 | Andrá, R. | 2639 |
| Akay, A. | 1201 | Andry, A.N., Jr. | 2238 |
| Åkesson, B.A. | 288, 527, 1408 | Ang, A.H.-S. | 2198 |
| Akhverdiyev, K. | 1591, 1592 | Ang, A.O.H.-s. | 2418 |
| Akiskalos, G. | 2071 | Ang, K.K. | 1220, 2190 |
| Akiyama, H. | 2308 | Angeles, J. | 351 |
| Akiyama, Y. | 1992 | Anthony, J.M. | 1098 |
| Akiyoshi, T. | 1145 | Anwar, I. | 2290 |
| Aksu, G. | 1709 | Anyiwo, J.C. | 2217 |
| Aktan, A.E. | 1051 | Anzai, E. | 832 |
| Albertini, C. | 2023 | Aoki, K. | 120 |
| | | Aoki, S. | 2318 |
| | | Aomura, S. | 2585 |
| | | Arai, N. | 631 |
| | | Aranda, G.R. | 1698 |
| | | Argyris, J.H. | 2060, 2064, 2084 |
| | | Ari-Gur, J. | 1213, 2388 |
| | | Aristizabal-Ochoa, J.D. | 244, 1477, 1479, 2404 |
| | | Armor, A.F. | 736 |
| | | Armstrong, E.L. | 1416 |
| | | Arndt, E.M.v. | 1932 |
| | | Arnold, A. | 1880 |
| | | Arnold, C. | 1621 |
| | | Aron, J. | 847 |
| | | Arszman, J.H. | 862 |
| | | Arthur, S. | 1791 |
| | | Asaba, E. | 1419 |
| | | Asami, T. | 2430 |
| | | Asano, M. | 180 |
| | | Asano, N. | 2008, 2276 |
| | | Asaro, R.J. | 1520 |
| | | Asay, J.R. | 447 |
| | | Asfar, K.R. | 465, 2636 |
| | | Ashida, K. | 2580 |
| | | Aspelund, C.A. | 773 |
| | | Assedo, R. | 207 |
| | | Astley, R.J. | 1740 |
| | | Athre, K. | 1584 |
| | | Atkatsh, R.S. | 2185 |
| | | Atkinson, F.B. | 723 |
| | | Atluri, S.N. | 887 |
| | | Atsumo, H. | 200 |
| | | Attenborough, K. | 859, 1976 |
| | | Attfellner, S. | 1659 |
| | | Audibert, J.M.E. | 951 |
| | | Auersch, L. | 2039 |
| | | August, R. | 1417 |
| | | Auld, B.A. | 1277 |
| | | Auriault, J.L. | 2637 |
| | | Auslander, D.M. | 2061 |
| | | Austin, F. | 2168 |
| | | Au-Yang, M.K. | 1639 |
| | | Avallet, C. | 2637 |
| | | Avioli, M.J. | 503, 1797 |
| | | Axisa | 1599 |
| | | Ayoub, W.T. | 281 |
| | | Azevedo, S.G. | 1095 |
| | | Azzoni, A. | 208 |

B

| | | | | | |
|---------------------|-----------------|-------------------|------------------|------------------|------------------|
| Baber, T.T. | 1108, 2083 | Barker, T.G. | 1486 | Beckmann, T. | 423, 424 |
| Babkin, G.I. | 2470 | Barlow, J.B. | 1394 | Bedrossian, H. | 743 |
| Bach, L.J. | 259, 543 | Barlow, J.R. | 708 | Beers, R.J., Jr. | 150 |
| Bache, T.C. | 1486 | Barman, N.C. | 1823, 1824 | Behring, M.A. | 2125 |
| Bacher, R. | 1725 | Barmatz, M.B. | 1615 | Bekey, G.A. | 616, 1317 |
| Bacynski, R. | 292 | Barnaby, B.E. | 1235 | Belgaumkar, B.M. | 460 |
| Badlani, M. | 1200 | Barney, G.B. | 1477 | Bell, C.E. | 295, 775 |
| Badrakhan, F. | 2665 | Barrett, L.E. | 104 | Bell, J.F. | 2446 |
| Baer, R.N. | 2619 | Barrett, L.E. | 1005 | Bellamy, R.A. | 321 |
| Bagci, C. | 751, 1809, 2002 | Barry, K.E. | 2387 | Beltzer, A.I. | 1763 |
| Baghdadi, S. | 1348 | Bar-shalom, Y. | 1660 | Beltzer, A.J. | 1507 |
| Bahadur, S. | 2442 | Barsikow, B. | 7, 1848 | Belyi, V.A. | 505 |
| Bahar, L.Y. | 224, 1299 | Bart, M. | 1682 | Belytschko, T. | 1113 |
| Bahgat, B.M. | 466 | Bartels, B.C. | 372 | Benckert, H. | 1194 |
| Bahr, U. | 2468 | Bartels, H. | 2163 | Benda, B.J. | 1152, 1373 |
| Baik, J.M. | 1520 | Barthelemy, B.M. | 10 | Bendat, J.S. | 2273 |
| Bailey, J.R. | 894 | Bartholomae, R.C. | 28 | Bender, E.K. | 967 |
| Bain, K.R. | 2003 | Bartley, J.B. | 2538 | Benerjee, B. | 2590 |
| Bainum, P.M. | 989 | Basu, A.K. | 2506 | Benes, J. | 2467 |
| Baker, G.A., Jr. | 1969 | Barton, J.C. | 578 | Benham, R.A. | 2114 |
| Baker, W.E. | 2416 | Basci, M.I. | 2036 | Benjamin, K.C. | 2041 |
| Balachandran, P. | 2116 | Bassett, R.B. | 1235 | Benner, H. | 1244, 1245 |
| Balas, M.J. | 1564 | Bassim, A. | 1902 | Benner, J. | 1151 |
| Baldeweg, F. | 2515 | Basu, A.K. | 2205 | Bennett, J.C. | 321 |
| Baldwin, N.J. | 181 | Basu, P.K. | 1830, 1831 | Bennett, R.L. | 59, 541 |
| Balena, F.J. | 983, 984 | Basu, S. | 1014 | Bennett, R.M. | 342, 2102 |
| Balendra, T. | 22, 1220, 2190 | Batenburg, A. | 1531 | Benson, R.G. | 2115 |
| Ballard, J.D. | 1171 | Bauer, H.F. | 1037, 2323 | Bently, D.E. | 2267 |
| Ballard, R.F., Jr. | 26 | Bauer, J.W. | 2344 | Benveniste, Y. | 886, 917 |
| Ballard, R.S. | 1002 | Baughan, C.J. | 2138 | Bercovits, A. | 2374 |
| Balsa, T.F. | 2602 | Baum, J.D. | 1535, 2278 | Berger, H. | 500 |
| Banda, S.S. | 1389 | Baum, W. | 2524 | Berman, A. | 918, 1827 |
| Bandyopadhyay, K.K. | 1943 | Bauman, R.A. | 1695 | Bernanti, A. | 489 |
| Bankhead, H.R. | 358 | Baumeister, K.J. | 1740 | Berner, W.E. | 2376 |
| Banks, S.P. | 1105 | Baumgarten, J.R. | 1254 | Bernitsas, M.M. | 1429 |
| Bannister, R.L. | 2559 | Baumeister, K.J. | 145, 1050, 1231 | Bernstein, M. | 2069 |
| Banon, H. | 124, 1481 | Baumgartner, R.J. | 738 | Bert, C.W. | 2188, 2386, 2569 |
| Bansal, A.S. | 2568 | Baunach, W. | 721 | | 2610 |
| Bansevičius, R. | 2298 | Baur, P.S. | 737 | Bertero, V.V. | 17, 1051 |
| Bapat, C.N. | 1905 | Baxter, S.M. | 1476 | Berthier, Y. | 1415 |
| Barber, D. | 973 | Baylor, J.L. | 2672 | Bertoni, H.L. | 695, 845, 846 |
| Barcilon, V. | 1688 | Bazhenova, T.V. | 163 | Beryozkina, M.K. | 162 |
| Barclay, B. | 273 | Bazzi, G. | 2674 | Berzak, N. | 1196 |
| Barclay, D.W. | 407 | Bean, S.P. | 38 | Beskos, D.E. | 1112, 2315, 2391 |
| Bardenheier, R. | 211 | Beards, C.F. | 2161 | Besner, E. | 1174 |
| Barez, F. | 1043 | Beavers, J.E. | 949 | Bettess, P. | 1553 |
| Barger, R.L. | 901 | Becher, J. | 1060 | Beucke, K.E. | 2143 |
| | | Beck, R.R. | 1816, 1823, 1824 | Bevilacqua, S. | 208 |
| | | Becker, R.I. | 1934 | Beyers, M.E. | 2661 |
| | | Becker, R.S. | 29 | Bhaduri, S. | 1042 |
| | | Beckmann, J. | 801 | Bhat, R.B. | 1198, 1677, 2494 |

| | | | | | |
|-------------------------|---------------------|------------------------|------------------|---------------------------|------------------|
| Bhat, S.T. | 1994 | Borcherts, R.H. | 1352 | Brown, M.G. | 1486 |
| Bhatti, M.A. | 232, 948 | Borisenko, A. | 1593 | Brown, R. | 1631, 1633, 1636 |
| Biancardi, R. | 1944 | Borough, R. | 569 | | 1637, 1638 |
| Biehn, K. | 2295 | Borshchevsky, A. | 1614 | Brown, R.S. | 434, 2652 |
| Bielk, J.R. | 1595 | Bort, R.L. | 1032 | Brown, S.J. | 2595 |
| Biggs, J.M. | 124, 946 | Bose, S. | 2312 | Brown, W.G. | 625 |
| Bilgin, O. | 1726 | Bose, T.K. | 1893 | Brown, W.H. | 1069 |
| Billings, S.A. | 1116 | Bosmans, R.F. | 731 | Brull, M.A. | 1134 |
| Bilý, M. | 177, 228, 229, 2048 | Botcherby, S.C.L. | 24, 25 | Brunson, B.A. | 486 |
| Birnie, S.E. | 1178 | Botman, M. | 357, 1811 | Bryant, E.L. | 485 |
| Bishop, R.A. | 2022 | Botseas, G. | 688 | Bryant Moodie, T. | 407 |
| Bishop, R.E.D. | 304 | Botter, B.J. | 1971 | Bucciarelli, L.L. | 2058 |
| Bistriz, Y. | 526 | Bouts, D. | 1279 | Buch, A. | 2374 |
| Bjork, T. | 292 | Bouwkamp, J.G. | 14, 944 | Bucher, K.M. | 2085 |
| Blachere, G. | 2553 | Bouwman, L.P. | 2561 | Buch, L.H. | 1875 |
| Blachut, J. | 1436 | Bowden, T.J. | 725 | Buchanan, T.D. | 1091 |
| Black, G.R. | 544 | Bowersock, R.G. | 719 | Buchholdt, H.A. | 1011 |
| Black, R.G. | 146 | Bowlby, W. | 771, 1085 | Buck, O. | 197 |
| Blackmore, P.A. | 2435 | Bowman, B.M. | 1899 | Buckingham, S.L. | 491 |
| Blair, M. | 2677 | Bozorginia, Y. | 2079 | Bugg, F. | 74 |
| Blake, B.B. | 329 | Brach, R.M. | 702 | Buggele, A.E. | 1072 |
| Blake, R.K. | 2020 | Brambilla, L. | 1381 | Buhlert, K.J. | 824 |
| Blakely, K.D. | 1826 | Brancaleoni, F. | 271 | Buhr, D. | 84 |
| Blankenship, G.L. | 585 | Brasfield, R.G. | 1096 | Bui-Quoc, T. | 1999 |
| Blaser, D.A. | 1869, 1970 | Bratton, J.L. | 2310 | Bullen, R. | 1487 |
| Blazier, W.E., Jr. | 1327 | Braun, K.A. | 2060, 2064, 2084 | Buller, I.B. | 839 |
| Blech, J.J. | 2396, 2464 | Braun, S. | 1814 | Bunyan, T.W. | 303 |
| Blevins, R.D. | 1465 | Braun, S.G. | 2662 | Buono, D.F. | 3, 1994 |
| Blondet, J.M. | 2307, 2390 | Breuer, B. | 40 | Burger, C.P. | 198, 1806 |
| Blondet, S.J.M. | 2264 | Brewer, K.J. | 1875 | Burgess, J.C. | 679 |
| Bloom, M.C. | 1495 | Brill, D. | 1241 | Burke, J.S. | 42 |
| Blouin, S. | 445 | Brillhart, R. | 1945 | Burks, J.A. | 28 |
| Bock, D.T. | 719 | Brind, R.J. | 685, 710 | Burman, N.M. | 181 |
| Boehm, M.J. | 1619 | Briskin, T.A. | 931 | Burner, A.W. | 1541 |
| Boerner, W.-M. | 431 | Brocher, E. | 2414 | Burris, R.L. | 1624 |
| Bogar, F.D. | 1077 | Brock, L.M. | 1296, 1512 | Burrows, C.R. | 750, 1923 |
| Boghani, A.B. | 1671 | Brockman, R.A. | 540, 1545 | Burton, T.D. | 356, 1184, 2042 |
| Bogner, F.K. | 1833 | Broek, D. | 173, 1517, 1519 | Busch, B.D. | 932 |
| Bogorod, E. | 1589, 1596 | Brogan, F.A. | 2052 | Buschmann, H. | 1274 |
| Bohm, G.J. | 1377 | Broniarek, C.A. | 361, 2431 | Busch-Vishniac, I.J. | 1215, 1243 |
| Bohn, A.J. | 308 | Bronowicki, A.J. | 1715 | Bushnell, D.M. | 2217 |
| Bohn, L.H. | 1466 | Bronsdon, R.L. | 967 | Butson, G.J. | 1013 |
| Boissin, B. | 1283, 2340 | Brose, J.F. | 2127 | Button, M.R. | 2281 |
| Boisson, C. | 2183, 2184 | Brotherton, T. | 2280 | Butzel, L.M. | 55 |
| Bolding, R.M. | 1166 | Brotton, D.M. | 271 | Buxbaum, O. | 2443 |
| Boldman, D.R. | 1072 | Brown, C.B. | 566 | Byrne, K.P. | 696 |
| Bolds, P. | 2110 | Brown, C.E. | 1562 | Byström, B.-O. | 2140 |
| Bolleter, U. | 1465 | Brown, C.K. | 2410 | | |
| Bolt, B.A. | 1494 | Brown, D.L. | 1787 | | |
| Bolton Seed, H. | 241 | Brown, G.L. | 1743, 2608 | | |
| Bolukbasi, A.O. | 601 | Brown, J.C. | 1046, 1097 | | |

C

| | | | | | |
|-----------------------------|---------------------|----------------------------|-----------------|---------------------------|----------------------|
| Cabannes, H. | 1427 | Caves, J.L. | 1473 | Cherkaev, A.V. | 394 |
| Çabelli, A. | 677, 680, 2201 | Cederfeldt, L. | 1312 | Chesi, C. | 276 |
| Čacko, J. | 177, 228, 229, 2048 | Cederkvist, J. | 215 | Chesi, C. | 453 |
| Cadell, D.M. | 42 | Celep, Z. | 1446 | Cheung, M.S. | 131 |
| Calapodas, N. | 326 | Celniker, G.W. | 1183 | Cheung, Y.K. | 1269, 1482, 2174 |
| Caldwell, W.N. | 1647 | Cempel, C. | 204 | Chhabildas, L.C. | 447, 494 |
| Çalışal, S.M. | 52 | Chadha, J.A. | 1423 | Chi, G.Y.H. | 34 |
| Caliskan, M. | 894 | Chakraborty, M. | 2312 | Chi, M. | 1014 |
| Calladine, C.R. | 1950, 2511 | Chalmers, G.W. | 372 | Chia, C.Y. | 655, 2586 |
| Callahan, J.C. | 132 | Chalmers, R.H. | 302 | Chiam, T.C. | 1553 |
| Callow, C.D. | 1157 | Chambers, J.J. | 1085 | Chiang, F.P. | 1278 |
| Caltagirone, J.P. | 821 | Chamis, C.C. | 622, 2366, 2557 | Chiatti, G. | 214 |
| Calvert, W.J. | 2365 | Chan, A.L. | 1224 | Chiba, M. | 826, 827 |
| Campany, D. | 1351 | Chan, M.Y.T. | 131 | Chikamori, S. | 772 |
| Campbell, D.W. | 283 | Chanani, G.R. | 2560 | Childs, D.W. | 1585, 1684 |
| Campbell, E. | 2010 | Chandrasekaran, K. | 1718 | Chindapasirt, P. | 2004 |
| Campbell, K.L. | 2546 | Chaney, M.J. | 1890 | Chinn, J. | 2110 |
| Campbell, R.B. | 1642, 1805 | Chang, C.-J. | 1369 | Chinn, J.M. | 1657, 1780 |
| Canay, M. | 754 | Chang, C.S. | 462, 2236 | Chiu, L.Y.-B. | 1162 |
| Candy, J.V. | 1095 | Chang, J.C. | 903 | Chonan, S. | 654, 831, 1445, 2382 |
| Cann, R.G. | 844 | Chang, J.C.H. | 2150 | Chong, K.P. | 2174 |
| Canning, T.N. | 2024 | Chang, L.K. | 608 | Chopra, A.K. | 274, 954, 1147, |
| Caplikas, P. | 1795 | Chang, M.T. | 590 | Chopra, I. | 1370, 1371, 2091 |
| Cappel, K. | 1870 | Chang, P.Y. | 581, 582, 959 | Chou, A.K.-O. | 1115 |
| Captain, K.M. | 1671 | Chao, C.H.C. | 366 | Chou, D.C. | 406, 1048 |
| Carden, H.D. | 599 | Chao, W.C. | 2181 | Chow, K.N. | 1724 |
| Cardozo, B.L. | 76 | Chapkis, R.L. | 585 | Chow, T.Y. | 1726 |
| Cargill, A.M. | 607, 2599, 2600 | Chari, P.S. | 364 | Choy, K.C. | 1509 |
| Cargill, G.S., III. | 499 | Chattopadhyay, A. | 2312 | Christensen, D.R. | 566 |
| Carles, C. | 2650 | Chaturvedi, G.K. | 1812 | Christiano, P. | 1212, 1457 |
| Carlomagno, G.M. | 1741 | Chaudhuri, S.K. | 825 | Chrulski, D.D. | 1062 |
| Carne, T.G. | 642 | Chaussonnet, J. | 2331 | Chu, F.H. | 147, 1598 |
| Carnegie, W.D. | 557 | Che, W.Y. | 2480 | Chu, K. | 2301 |
| Carr, J. | 68 | Cheatham, R.L. | 32 | Chu, K.-H. | 2222 |
| Carre, J.C. | 207 | Chen, C.H. | 1500, 1726 | Chuang, T.Y. | 1153 |
| Carrington, C.K. | 255 | Chen, F.Y. | 639 | Chung, C.H. | 1956 |
| Carroll, M.J. | 1895 | Chen, H.M. | 561 | Chung, H.H. | 497, 762 |
| Carta, F.O. | 2361, 2362 | Chen, J. | 241 | Chung, J.S. | 1646 |
| Carter, A.L. | 2649 | Chen, J.-C. | 450 | Chung, J.Y. | 1970 |
| Carter, A.M., Jr. | 1131 | Chen, J.H. | 2371 | Chung, T.J. | 2253 |
| Carter, O. | 333 | Chen, S. | 1438 | Chung, Y.T. | 1534, 2677 |
| Caruthers, J.E. | 61 | Chen, S.S. | 386, 673, 1734 | Cies, J. | 2214 |
| Castellani, A. | 453 | Chen, T.W. | 1073 | Clapis, A. | 208 |
| Castleberry, G.A. | 183 | Chen, W.F. | 2172 | Clark, A.V., Jr. | 1247 |
| Catherines, J. | 336 | Chen, W.-H. | 522 | Clark, B.J. | 333, 1318 |
| Caughey, T.K. | 616, 1317 | Chen, Y.N. | 1469 | Clark, S.K. | 998 |
| Caveny, L.H. | 1402 | Cheng, R.M.H. | 467 | Clark, T.L. | 8 |
| | | Cheng, R.S. | 2482 | Clark, W.H. | 1257 |
| | | Chenoweth, H.B. | 1781, 2043 | Clarkson, B.L. | 661 |
| | | Chenoweth, J.M. | 421 | Clevenson, S.A. | 2111 |
| | | Cherchas, D.B. | 2325 | | |

| | | | | | |
|-----------------------|--------------------------------|------------------|---------------------------------|---------------------|--------------------|
| Clinard, R.L. | 1539 | Cronkhite, J.D. | 600, 1170 | Davenport, A.G. | 1144 |
| Clough, R.B. | 903, 1965 | Crooker, T.W. | 1077 | Davies, H.G. | 379 |
| Clough, R.W. | 1218, 1372, 2307 | Crouse, J.E. | 2054 | Davies, I.L. | 780 |
| Coats, D.W. | 767 | Croxen, H.H. | 1321, 1322, 1323 | Davis, C.M., Jr. | 2261 |
| Coe, C.F. | 2124 | Cryan, F.B. | 1890 | Davis, D.A. | 879 |
| Cogliano, V.J. | 2277 | Cubaud, M. | 2415 | Davis, R. | 579 |
| Cohen, D. | 1883 | Culbertson, A.R. | 2094 | Davis, S. | 35, 292, 293, 1882 |
| Cohen, J. | 43, 44 | Cummings, A. | 836, 1210, 1229 | Davy, J.L. | 684 |
| Cohen, M. | 1555 | Curry, D.T. | 1928 | Dawe, D.J. | 2177 |
| Coleby, J.R. | 653, 1456 | Curtis, A.J. | 1285, 2246 | Day, S.M. | 30 |
| Colijn, H. | 554 | Curtis, D.J. | 1224 | De, S. | 1029, 1325 |
| Colombo, O.L. | 1314 | Cutler, C.R. | 1829 | Dean, A.R. | 1670 |
| Colsher, R. | 2290 | Cyran, F.B. | 785 | Dean, E.H. | 2556 |
| Coltman, J.W. | 601 | Czarnecki, S. | 2587 | Debchaudhury, A. | 1018, 2275 |
| Conklin, J.C. | 239 | Czyryca, E.J. | 879 | DeBra, D.B. | 1991 |
| Connors, H.J. | 1439, 1467 | | | Dedhia, D.D. | 1226 |
| Consigny, H. | 2334 | | | Deerhake, A.C. | 2115 |
| Conway, J. | 346 | | | Deinum, P.J. | 2090 |
| Coody, M.C. | 2130 | | | DeJong, R.G. | 1855 |
| Cook, M.F. | 1805 | | | Dekoning, A.U. | 186 |
| Cook, R. | 2449 | Dadfar, M.B. | 2035 | Delalot, G. | 2348 |
| Cooke, M.P. | 2450 | Dagle, R.I. | 1761 | del Cid, L. | 1383 |
| Cookson, R.A. | 628 | Dahl, H. | 69 | DeLeys, N.J. | 294, 1155 |
| Cooley, D.E. | 596, 1888 | Dahlberg, T. | 1511 | DeLoach, R. | 80 |
| Cooper, P.A. | 2121 | Daidola, J.C. | 329 | DeLosh, R.G. | 1875 |
| Cooperrider, N.K. | 49, 298, 349, 962, 964 | Daigle, G.A. | 1962 | De Lucchi, D. | 2258 |
| Coppolino, R.N. | 2015 | Dalamangas, A. | 2597 | DeMartini, J.F. | 2559 |
| Corlay, B. | 2348 | Dale, P.C. | 715 | de Meersman, C. | 613 |
| Corley, W.G. | 244, 1477, 1479, 1622, 1744 | Dalton, J.W. | 2252 | Dempsey, T.K. | 66 |
| Cornell, C.R. | 2046 | Dambra, F. | 2553 | den Hollander, J.G. | 1891 |
| Corti, M. | 24, 25 | Damongeot, A. | 2338 | Denne, A. | 890 |
| Cotter, S.L. | 1354 | Dandage, S. | 1921 | de Oliveira, J.G. | 1204 |
| Coulter, S.M. | 1091 | Daněk, O. | 125 | Deravi, P. | 1995 |
| Cox, P.A. | 2416 | Daniel, B.R. | 1535 | Derecho, A.T. | 1622, 1744 |
| Coy, J.J. | 105, 366 | Daniel, J.H. | 28 | de Regt, M.J.A.M. | 580 |
| Craig, J.I. | 838 | Daniel, J.I. | 1479 | Der Hagopian, J. | 2068 |
| Craig, R.R., Jr. | 1534, 2677 | Daniels, E.F. | 1700 | Der Kiureghian, A. | 517 |
| Craik, R.J.M. | 148, 2503, 2625 | Danner, W.F. | 2344 | DeRuntz, J.A. | 1832, 2052 |
| Crampin, S. | 449 | Dar, G.Q. | 2506 | de Sa, A. | 2450 |
| Crandall, S.H. | 1164 | Darbre, G.R. | 2512 | Desai, K.D. | 285, 287 |
| Craven, P.G. | 389, 390 | Darlow, M. | 612 | Desmarais, R.N. | 311, 595 |
| Crawford, S.L. | 32 | Darlow, M.S. | 488, 1810, 2457 | Despeyroux, J. | 2304 |
| Crease, A.B. | 809 | Darve, F. | 1862 | Detmer, C.A. | 1093 |
| Crespodasilva, M.R.M. | 604, 606 | Das, D.K. | 1739 | Devlukia, J.N. | 1180 |
| Crispell, C. | 1420 | Das, M.K. | 2495 | DeVor, R.E. | 437 |
| Crocker, M.J. | 562, 987, 1662, 2070, 2651 | Dash, P.K. | 2634 | Dhagat, S.K. | 370 |
| Crolla, D.A. | 45 | Dashevskyj, R. | 1593 | Dhat, S.T. | 3 |
| Cronin, D.L. | 637 | Das Vikal, R.C. | 1696 | Dick, D. | 2309 |
| | | Dass, W.C. | 2310 | Di Giacinto, M. | 2375 |
| | | Datta, S.K. | 1306, 1737, 1961, 2473, 2629 | DiGiacomo, A.F. | 1088 |
| | | | | Dijiauw, L.K. | 2032 |

D

F

| | | | | | |
|-------------------|------------------|-------------------|-----------------------|-------------------|------------------------------|
| Fabunmi, J.A. | 320, 323 | Fitzgerald, G.W. | 470 | Frohrib, D.A. | 2173 |
| Fagerlund, A.C. | 406, 1048 | FitzSimmons, R.D. | 58 | Frolov, K. | 1666 |
| Fahy, F.J. | 1038, 1056, 2189 | Flack, R.D. | 808, 1339, 1595, 2059 | Frolov, K.V. | 2353 |
| Faison, T.K. | 243 | Flaherty, J. | 1724 | Frost, W. | 61 |
| Fakhouri, S.Y. | 1116 | Flaig, H. | 2297 | Frottier, J.-P. | 2148 |
| Falconer, D.R. | 751 | Flanagan, D.P. | 1113 | Frydrychowicz, W. | 1015, 1937 |
| Fancher, P.S. | 1386 | Flannelly, W.G. | 320, 323, 1827 | Fu, K.-S. | 760 |
| Fanner, P.G. | 2519 | Flax, L. | 1968 | Fu, Z.F. | 621 |
| Farassat, F. | 5, 1121 | Fleck, N.A. | 2438 | Fujii, T. | 1984 |
| Fardeau, . | 1599 | Fleeter, S. | 9, 1674 | Fujikawa, T. | 112, 928 |
| Farley, H.L. | 1671 | Fleischer, C.C. | 668 | Fujino, Y. | 2418 |
| Farmer, M.G. | 311 | Fleischman, R.N. | 844 | Fujisawa, F. | 206, 1588, 2029 |
| Fasanella, E.L. | 602 | Fleischmann, S. | 818, 819 | Fujita, K. | 135, 670, 1026, 1926, 2399 |
| Fash, J. | 2434 | Fleming, D.P. | 2164 | Fukuda, M. | 129, 1343 |
| Fasoli-Stella, P. | 1836 | Focke, K.C. | 2213 | Fukuda, S. | 96 |
| Faulkner, G.M. | 113 | Fohrer, W. | 1653 | Fukuhara, K. | 1984 |
| Faulkner, L.L. | 783 | Fokeev, V.P. | 163 | Fukumoto, Y. | 1946 |
| Fedorov, A.V. | 394 | Fomenti, D. | 2014 | Fukuoka, H. | 2673 |
| Fehlau, R. | 935, 2293, 2294 | Foord, C.A. | 629 | Fukushima, M. | 1910 |
| Fehr, V.S. | 1260 | Ford, R.A.J. | 629 | Fuller, C.R. | 1038, 1039, 2189 |
| Feifarek, M.J. | 306, 1643 | Forsen, B. | 987, 1662 | Fuller, W.R. | 1631, 1633, 1636, 1637, 1638 |
| Feldmaier, D.A. | 1869 | Forsyth, T.J. | 1171 | Fung, Y.T. | 1441 |
| Felippa, C.A. | 1832 | Foster, K. | 1788 | Funk, G.E. | 2187 |
| Felske, A. | 2655 | Fouts, P.G. | 717 | Fursov, S. | 1796 |
| Fenwick, J.R. | 2134 | Fox, D.W. | 1451 | Furuya, Y. | 709 |
| Ferebee, R.C. | 2129, 2452 | Fox, R.L. | 910 | Fu-Sheng, C. | 800 |
| Ferguson, T.F.W. | 1875 | Foxlee, T.F. | 2022 | | |
| Ferris, R.H. | 678 | Franchini, E. | 575 | | |
| Ferritto, J.M. | 1122, 2225 | Francis, D.T.I. | 1139 | | |
| Fertis, D. | 2682 | Franco, L. | 971 | | |
| Fertis, D.G. | 468 | Francois, J. | 78, 82, 789 | | |
| Fesko, D.G. | 2032 | Franey, G.R. | 835 | | |
| Fiagbedzi, Y.A. | 2153 | Frank, R.L. | 736 | | |
| Ficcadenti, G.M. | 391 | Franke, M.E. | 835 | | |
| Field, N.L. | 2662 | Frater, J.L. | 1417 | | |
| Fields, J.M. | 2136 | Freedman, A. | 2581, 2582 | | |
| Fields, S.R. | 443 | Freeman, R.A. | 1298 | | |
| Fietz, P. | 201, 900 | Freise, W. | 890 | | |
| Filippi, P.J.T. | 2620 | French, S.E. | 651 | | |
| Finkelstein, K. | 956 | Freundenberg, C. | 1932 | | |
| Fintel, M. | 941, 1744 | Freund, L.B. | 179 | | |
| Fiorato, A.E. | 244, 1477, 1479 | Freyman, R. | 1167 | | |
| Fischer, G. | 2356 | Fricke, F. | 1487, 2211 | | |
| Fisher, E.M. | 1086 | Fridman, V.E. | 1767 | | |
| Fisher, H.D. | 1294 | Fried, I. | 1691 | | |
| Fisher, J.W. | 10 | Friedland, I.M. | 1264 | | |
| Fisher, W.E. | 451, 452 | Friedmann, P.O. | 2367 | | |
| | | Friedrich, H.-P. | 933 | | |
| | | Fries, R.H. | 298, 964 | | |
| | | Frisch, H.P. | 516, 529 | | |

G

| | |
|------------------|---------------|
| Gaafar, M.L.A. | 1906 |
| Gabadadze, D. | 1769 |
| Gaberson, H.A. | 2630 |
| Gabor, A. | 2613 |
| Gabriele, A. | 1703 |
| Gabrielson, T.B. | 2476 |
| Gadda, E. | 489 |
| Gaffney, E.F. | 259, 543 |
| Gai, B. | 2461 |
| Gaillochot, M. | 511 |
| Galinskias, A. | 1680, 1681 |
| Gallardo, V.C. | 259, 543, 544 |
| Galloway, W.J. | 309 |
| Gamziukas, V. | 1616 |
| Ganapathi, M. | 2398 |
| Gao, T.-F. | 1488 |
| Garcin, G. | 512 |
| Gardos, M.N. | 1189 |

| | | | | | |
|---------------------------------|----------------------|----------------------------|------------------------|--------------------------|------------------|
| Garg, D.P. | 1179 | Giles, G.L. | 2123 | Graves, M.J. | 185 |
| Garg, R.D. | 1584 | Gill, H.S. | 765 | Graviss, K. | 1585 |
| Garg, V.K. | 617, 1385, 2301 | Gill, W.D. | 2169 | Gray, S. | 1920 |
| Garinther, G.R. | 67, 773 | Gillham, J.K. | 2448 | Gray, T.W. | 2291 |
| Garivaltis, D.S. | 617 | Gimmestad, D.W. | 1787 | Green, D.W. | 1234, 1959 |
| Garrick, I.E. | 597 | Girard | 1599 | Greene, G.C. | 66 |
| Gartner, J.R. | 1182 | Girard, A. | 1283, 2340 | Green, R.E., Jr. | 891 |
| Gartner, R.F. | 2215 | Giuliani, S. | 1836, 1865, 2481 | Greene, W.H. | 1391 |
| Gasparini, D. | 2159 | Gjaevenes, K. | 334 | Greenhill, L.M. | 1774 |
| Gasparini, D.A. | 1018, 2275 | Glass, I.I. | 1497, 1766 | Greenhill, M. | 1668 |
| Gaspariunas, J. | 1681 | Glass, J.T. | 891 | Gregor, V. | 111 |
| Gates, F.L. | 477 | Glassburn, L.E. | 843 | Gregory, W.S. | 2223 |
| Gaul, L. | 814 | Gle, D.R. | 1623 | Greitzer, E.M. | 1845 |
| Gaunaud, G.C. | 1241 | Glegg, S.A.L. | 1399 | Greve, F. | 1400 |
| Gaunt, J.T. | 1858 | Gliebe, P.R. | 260 | Griffin, J. | 898 |
| Gavane, S.S. | 1197 | Glienicke, J. | 804, 1187 | Griffin, J.N. | 635 |
| Gaylard, M.E. | 2668 | Glober, M. | 2558 | Griffin, J.S. | 2529 |
| Gazetas, G. | 21, 1018, 1367, 1864 | Glockner, P.G. | 2389 | Griffin, M.J. | 83 |
| Geer, J.F. | 2243 | Gloyna, F.L. | 2113 | Griffin, O.M. | 1379, 1380, 1644 |
| Geers, T.L. | 1832, 2224 | Go, G.D. | 1914 | Griffiths, J.D. | 2544 |
| Geisler, D. | 1163 | Goad, W.K. | 1541 | Griggs, G.A. | 717 |
| Geissler, W. | 979, 1652 | Goatley, R.K. | 2522 | Grigoriu, M. | 272 |
| Geman, S. | 2667 | Goldman, A. | 897, 1168, 1956 | Grigorova, N. | 1609 |
| Genin, J. | 2073 | Goldsmith, W. | 1043, 1735 | Groesbeck, D. | 71 |
| Gentile, T. | 216, 217, 218 | Goldstein, M.E. | 1490 | Groesbeck, D.E. | 982 |
| George, A.R. | 2530 | Golovinov, A. | 1800 | Groom, N.J. | 107 |
| George, D.L. | 995 | Goncharevitch, I. | 1632 | Grootenhuis, P. | 278, 2167 |
| Georgiadis, C. | 269 | Gondran, J.P. | 2414 | Grossi, R.O. | 2395 |
| Geradin, M. | 2631 | Goodall, R.M. | 457 | Grosveld, F. | 583 |
| Gerardi, T.G. | 2112 | Goodman, D.L. | 488 | Grover, A.S. | 823 |
| Gergely, P. | 1442 | Goodman, N. | 1799 | Grubišić, V. | 2356 |
| Gericke, O.R. | 194 | Goodno, B.J. | 838 | Gruel, R.L. | 143 |
| Gersch, W. | 2280 | Goodyer, M.J. | 1280 | Gruhl, S. | 2066, 2295 |
| Geschwindner, L.F., Jr. | 1012 | Gopalakrishnan, S. | 935, 2293, 2294 | Gu, R.-R. | 692 |
| Ghafory-Ashtiany, M. | 764 | Gordis, K. | 1721 | Guenther, C.J. | 1093 |
| Ghavami, K. | 1689 | Gorga, J. | 1727 | Gugerli, H. | 2562 |
| Ghosh, A. | 1911 | Gorman, D.J. | 1463, 1470, 2589 | Guidez, M.J. | 1599 |
| Ghosh, S.K. | 941, 1744 | Gorrell, W.T. | 2054 | Guillaume, M.E. | 1792 |
| Giacofci, T.A. | 1716 | Goruschkin, V. | 1611 | Guinn, W.A. | 587 |
| Giannopoulos, F. | 1900 | Gossmann, E. | 2230 | Guj, G. | 2375 |
| Giansante, N. | 326, 1827 | Gould, P.L. | 1717, 1830, 1831, 2186 | Gumpert, W. | 2234 |
| Gibbs, B.M. | 389, 390, 816 | Grabowska, A. | 690 | Gundy, W.E. | 1826 |
| Gibert, | 1599 | Graham, D.A. | 329 | Gunter, E.J. | 104, 1595, 2458 |
| Gibson, D.C. | 75 | Graham, L.J. | 736 | Gunter, R.R. | 2149 |
| Gibson, R.F. | 1777 | Gran, S. | 2099 | Gupta, A.P. | 1452 |
| Giers, A. | 1808 | Granet, P. | 1865 | Gupta, B.K. | 1922 |
| Giesing, J.P. | 1321, 1322, 1323 | Granquist, T.E. | 573 | Gupta, D.C. | 1447 |
| Gilan, A. | 2527 | Grasman, J. | 464 | Gupta, K.N. | 1584, 1696 |
| Gilbert, D.A.M. | 1483 | Graunke, K. | 756 | Gupta, N.K. | 1860 |
| Gilbertsen, N.D. | 123 | | | Gupta, P.K. | 2369 |
| Gilchrist, A.J. | 1870 | | | Gupta, R.B. | 1357 |

| | | | | | |
|---------------------------------|------------------|--------------------------|---------------------------|----------------------------|-----------------------------------|
| Gupta, S. | 1111, 1147, 1625 | Hammond, S.A. | 773 | Havlicek, V. | 188 |
| Gupta, U.S. | 2583 | Hammons, T.J. | 739 | Hawker, K.E. | 154, 426 |
| Gupta, Y.M. | 1083, 1249 | Hamon, P. | 1865 | Hayakawa, H. | 895 |
| Gurgoze, M. | 1687 | Han, D.-C. | 804 | Hayashi, N. | 2179 |
| Gurien, H. | 1750 | Hancy, J.P. | 1972 | Hayashi, T. | 2178 |
| Gürkök, A. | 674, 1440 | Hand, D.H. | 769 | Hayashi, Y. | 1854, 1986 |
| Gurr, S. | 763 | Handa, K. | 2456 | Hayduk, R.J. | 599 |
| Guruswamy, P. | 458, 1501 | Hanke, M. | 174 | Hayek, S.I. | 2192 |
| Gustafson, A.J. | 2556 | Hanna, S.Y. | 961 | Hayes, C.D. | 2135 |
| Gutierrez, R.H. | 528, 656 | Hanna, Y.G. | 2092 | Hayes, F., III | 192 |
| Guyader, J.L. | 2183, 2184 | Hannant, D.J. | 440 | Haynes, F.D. | 305 |
| Guzman, R. | 30 | Hansen, C.H. | 1411, 1974, 1975 | Hazon, D. | 720 |
| Gvaldiene, D. | 1747, 1748 | Hansen, J.E. | 514 | He, P. | 2616 |
| Gvozdeva, L.G. | 163 | Hansen, R.J. | 2196 | Heavner, J.W. | 566 |
| | | Hanzawa, H. | 180 | Heckl, M. | 2095, 2152 |
| | | Hara, Y. | 96 | Hedges, R. | 1157 |
| | | Harada, S. | 631 | Hedrick, J.K. | 92, 295, 775, 1183, 2524, 2527 |
| | | Harari, A. | 2193, 2529 | Heidelberg, L.J. | 1059 |
| | | Harau, A. | 1427 | Heiderbrecht, A.C. | 1233 |
| | | Hardin, L.W. | 1846 | Heins, C.P. | 1162 |
| | | Harrell, J.P. | 1304 | Heinze, M. | 2066 |
| | | Harris, A.S. | 1360 | Hejazi, M.S. | 277 |
| | | Harris, C.E. | 1046 | Helle, H.P.E. | 2326 |
| | | Harris, D.O. | 1099, 1226 | Helou, A.H. | 403 |
| | | Harris, P. | 1246 | Henderson, F.M. | 2405 |
| | | Harris, W.L. | 610 | Henderson, J. | 1749 |
| | | Harrison, H.R. | 1902 | Hendricks, S.L. | 255 |
| | | Harrold, R.T. | 1287 | Hendricks, W. | 2128 |
| | | Hart, F.D. | 894 | Heig, R.B.W. | 985 |
| | | Hartle, E. | 2507 | Henke, R. | 1146 |
| | | Hartman, W.F. | 209 | Hennigs, G. | 907 |
| | | Haruyama, Y. | 1410 | Herman, G.C. | 1242, 2413 |
| | | Hasegawa, H. | 1453 | Hermann, L. | 1520 |
| | | Hashimoto, F. | 1433 | Herrmann, G. | 1221, 1707 |
| | | Hashimoto, H. | 2156 | Herrmann, H.G. | 1884 |
| | | Hashimoto, T. | 1472 | Heshmat, H. | 1920 |
| | | Hashin, Z. | 1263 | Hibbert, A.P. | 440 |
| | | Hashish, E. | 2, 1678, 1679 | Hibbs, J.E. | 372 |
| | | Hasselmann, T.K. | 2045 | Hibner, D.H. | 3, 1994 |
| | | Hatanaka, K. | 878 | Hickling, R. | 1869 |
| | | Hatano, S. | 2384 | Hickman, C.E. | 31 |
| | | Hatheway, A.E. | 1752 | Hidaka, T. | 2618 |
| | | Hatsuzawa, T. | 1992 | Hieber, G.M. | 1790 |
| | | Hattori, T. | 200, 1007 | Higgins, C.J. | 2310 |
| | | Hatwal, H. | 1911 | Hill, E.v.K. | 1485, 1964 |
| | | Haug, E.H. | 1823 | Hiller, M. | 2163 |
| | | Haug, E.J. | 1292, 1297, 1816, 1824 | Himelblau, H. | 1945 |
| | | Hauger, W. | 2166 | Himeno, Y. | 2429 |
| | | Haughton, D.M. | 1702 | Hinchey, M.J. | 774 |
| | | Haviland, J.K. | 1762 | Hines, D.E. | 56 |
| | | | | | |
| H | | | | | |
| Haas, T.J. | 1170 | | | | |
| Habault, D. | 2614, 2620 | | | | |
| Habibullah, A. | 2053 | | | | |
| Haddon, E.W. | 400 | | | | |
| Hagiwara, Y. | 1948 | | | | |
| Hahn, H.T. | 471 | | | | |
| Hadj-Hamou, T. | 19 | | | | |
| Hadjian, A.H. | 1310 | | | | |
| Hagedorn, P. | 2566 | | | | |
| Haibach, E. | 1783 | | | | |
| Haines, R.S. | 633 | | | | |
| Halanay, A. | 958 | | | | |
| Hale, A.L. | 2460 | | | | |
| Hale, J.K. | 2034 | | | | |
| Hales, R. | 2519 | | | | |
| Hall, F.L. | 1178 | | | | |
| Hall, J.F. | 1370, 1371 | | | | |
| Hall, J.O. | 1320 | | | | |
| Hall, P.S. | 495 | | | | |
| Hall, S.A. | 2427 | | | | |
| Hall, W.J. | 949 | | | | |
| Halle, H. | 421 | | | | |
| Haller, R.L. | 1166 | | | | |
| Halleux, J.P. | 1836, 1865, 2481 | | | | |
| Halliwell, N.A. | 157, 874 | | | | |
| Halloran, J.D. | 1509 | | | | |
| Halsted, D.M., III | 614 | | | | |
| Halwes, D.R. | 341 | | | | |
| Hamada, H. | 2455 | | | | |
| Hamidzadeh-Eraghi, H.R. | 278 | | | | |
| Hammitt, A.G. | 297 | | | | |
| Hammond, C.E. | 2111 | | | | |

| | | | | | |
|----------------------------|------------|----------------------------|---------------------|---------------------------|-----------------------|
| Hinton, E. | 1030 | Horton, C.W. | 2213 | Huttelmaier, H.P. | 1708 |
| Hirabayashi, H. | 1933 | Horton, T.E. | 306, 1643 | Huttsell, L.J. | 596, 1651, 1888 |
| Hirano, Y. | 647 | Hoshikawa, N. | 772 | Hwang, D.G. | 471 |
| Hirao, M. | 2673 | Hottman, S.D. | 1630 | Hyde, J. | 212 |
| Hirschbein, M.S. | 2366, 2557 | Houjoh, H. | 632, 2212 | Hyer, M.W. | 1993 |
| Hirt, M.A. | 2444 | Hounjet, M.H.L. | 160, 1773 | Hyland, D.C. | 219 |
| Hitch, H.P.Y. | 65 | House, M.E. | 79 | | |
| Hjorth-Hansen, E. | 1474 | Housner, G.W. | 2081 | | |
| Ho, C.-M. | 431, 1256 | Housner, J.M. | 1896, 2123 | | |
| Ho, S.V. | 798 | Houston, J.R. | 955 | | |
| Hobbs, G.K. | 1754 | Houwink, R. | 1654, 2105 | | |
| Hobbs, R.E. | 1689 | Howard, M.S. | 428 | | |
| Hobdell, A.C. | 1138 | Howard, P.J. | 980, 2329 | Ianniello, C. | 1741, 2547 |
| Hobson, D.E. | 1423 | Howe, M.S. | 433, 1401 | Ibrahim, R.A. | 230, 2269 |
| Hodge, D.C. | 67 | Howell, L.J. | 1384 | Ibrahim, S.R. | 2271, 2678 |
| Hodge, I.S. | 2624 | Hoyniak, D. | 1674 | Ichi, S. | 2154 |
| Hodges, G.E. | 313 | Hrastar, J.A., Sr. | 205 | Ida, M. | 1341 |
| Hoepfner, D.W. | 477 | Hrovat, D. | 350 | Idczak, W. | 1949 |
| Hoernqvist, N. | 448 | Hsia, L.M. | 634 | Idelsohn, S. | 2631 |
| Hog, H. | 1289 | Hsieh, B.J. | 497, 762, 873, 1270 | Igarashi, T. | 2455 |
| Holbeche, T.A. | 782 | Hsieh, J.S. | 1422 | Ignaczak, J. | 190 |
| Holdren, E.J. | 717 | Hsieh, P.Y. | 1834 | Iguchi, M. | 20, 1461, 1462 |
| Holehouse, I. | 2160 | Hsu, C.S. | 741 | Ihara, S. | 216, 217, 218 |
| Holford, R.L. | 693, 694 | Hsu, J.C. | 2006 | Iida, S. | 1933 |
| Holger, D.K. | 858 | Hsu, T.-K. | 1336 | Iino, T. | 1676 |
| Hollburg, U. | 841 | Hu, A.S. | 38 | Ikeda, O. | 1992 |
| Hollenbaugh, D.D. | 2111 | Huang, C.L. | 1034 | Ikeda, T. | 755, 1340 |
| Hollifield, P.J. | 68 | Huang, H. | 1237 | Ikeuchi, K. | 2154 |
| Hollingworth, G.H. | 1483 | Huang, N.C. | 1205, 1626 | Ikeuchi, T. | 1000 |
| Hollowell, S.J. | 396 | Huang, S.N. | 415 | Ikkai, H. | 748, 749 |
| Holman, R.E. | 1758 | Huang, T. | 681 | Ikushima, T. | 2485 |
| Holmes, C. | 914 | Huang, W.-h. | 2254 | Iiliff, K.W. | 531, 923 |
| Holmes, C.A. | 1118 | Huang, Y.-s. | 472 | Imaichi, K. | 262, 1347, 2072 |
| Holmes, P. | 914, 1301 | Hubbard, J.E., Jr. | 610 | Imam, E. | 2068 |
| Holt, D.J. | 733 | Hubbard, M. | 350 | Imasu, K. | 262 |
| Holyoak, J.N. | 532 | Huber, P.W. | 143 | Imazu, A. | 200 |
| Homyak, | 1059, 1062 | Huber, R.F. | 89 | Imbert, J.F. | 73, 1283, 2340 |
| Honaker J.D. | 68 | Huber, S.W. | 42 | Imtiaz, S.K. | 925 |
| Honda, H. | 2501 | Huck, M. | 882, 883 | Inagaki, T. | 1587 |
| Hong Chen, S.-J. | 18 | Hudson, C.C. | 1538 | Ingels, F.M. | 892 |
| Hongo, K. | 1419 | Hui, W.H. | 1395 | Inger, G.R. | 1070 |
| Honlinger, H. | 1651 | Hull, M.L. | 579 | Ingolfsson, K. | 706 |
| Hooker, R.J. | 877 | Hull, R.L. | 1158 | Inman, D.J. | 2231, 2238 |
| Hooker, R.J. | 1057, 2235 | Humar, J.L. | 2092 | Inoue, J. | 2287 |
| Hopkins, H.G. | 1352 | Hundal, M.S. | 2146, 2209 | Inoue, R. | 2028 |
| Horak, D. | 295, 1161 | Hunger, H. | 1187 | Inoue, Y. | 112, 928 |
| Hori, M. | 200, 884 | Huntley, E. | 119 | Ioannides, E. | 2167 |
| Horler, H. | 257 | Hurden, A.P.M. | 2653 | Iqbal, M. | 1744 |
| Horne, M.P. | 2196 | Hurwitz, M.M. | 1566 | Irie, T. | 666, 1938, 2180, 2191 |
| Hornung, G. | 1815 | Hurwitz, W.M. | 143 | | 2194, 2580, 2585 |
| Horowitz, S.J. | 237, 2493 | Hutchinson, J.R. | 1202 | Irretier, H. | 620 |

| | | | | | |
|---------------|----------------|-------------------|-----------------|------------------|------|
| Irvine, H.M. | 124 | Jeffers, J. | 261 | Jordan, P.G. | 776 |
| Irving, P.E. | 2433 | Jeffrey, A. | 701 | Joshi, S.M. | 107 |
| Irwin, G.R. | 1264 | Jeffery, P.A.E. | 89 | Joslyn, H.D. | 1846 |
| Ishac, H.F. | 1233 | Jeffery, R.W. | 782 | Jovanovski, J. | 1876 |
| Ishida, S. | 1027 | Jefferys, E.R. | 1010 | Jowitt, S.P.N.F. | 41 |
| Ishida, T. | 525 | Jeffrey, A. | 1692 | Juarbe, F.M. | 2371 |
| Ishida, Y. | 755, 1340 | Jeffries, F.A. | 1004 | Jur, T.A. | 932 |
| Ishihama, M. | 1854 | Jendrzeczyk, J.A. | 673, 1734 | Juricic, D. | 1707 |
| Ishii, A. | 1 | Jennings, A. | 225 | Jutras, R.R. | 358 |
| Ishii, N. | 262 | Jennings, P.C. | 2081 | | |
| Ishii, S. | 427 | Jennings, P.W. | 2051 | | |
| Ishizaki, H. | 1027 | Jensen, F.B. | 851 | | |
| Ishizuka, M. | 760 | Jensen, J.J. | 781 | | |
| Israelson, H. | 454 | Jeong, Y.H. | 1797 | | |
| Itaya, M. | 444 | Jeracki, R.J. | 324, 2108 | | |
| Ito, H. | 559 | Jessel, M. | 2347 | | |
| Ito, Y. | 1984 | Jewell, R.E. | 2134 | | |
| Itoh, S. | 444 | Jeyapalan, R.K. | 157 | | |
| Itoh, T. | 525 | Jezequel, L. | 644 | | |
| Itou, S. | 699 | Jiang, Z.-r. | 1851 | | |
| Iwan, W.D. | 876 | Jingu, T. | 441 | | |
| Iwanami, K. | 1075 | Joachim, C.A. | 1879 | | |
| Iwata, Y. | 867 | Johannesen, N.H. | 2624 | | |
| Iwatsubo, T. | 748, 749, 1337 | Johns, D.J. | 2425 | | |
| Iyengar, R.N. | 2634 | Johnson, H.C. | 1084 | | |
| Iyer, M.S. | 740 | Johnson, E.R. | 649 | | |
| | | Johnson, E.S. | 58 | | |
| | | Johnson, J.C. | 86, 1665 | | |
| | | Johnson, J.J. | 23, 1152, 1373 | | |
| | | Johnson, J.N. | 404 | | |
| | | Johnson, J.R. | 1046 | | |
| | | Johnson, M.R. | 1160 | | |
| | | Johnson, N. | 35, 293 | | |
| | | Johnson, R. | 721 | | |
| | | Johnson, R.A. | 408 | | |
| | | Johnson, W. | 786, 2289, 2336 | | |
| | | Johnston, J.F. | 587 | | |
| | | Joly, R. | 296 | | |
| | | Jonasson, J.E. | 1251 | | |
| | | Jones, A.D. | 1743, 2608 | | |
| | | Jones, A.V. | 1836 | | |
| | | Jones, C.B. | 1074 | | |
| | | Jones, D.I.G. | 799, 1997 | | |
| | | Jones, D.L. | 1656 | | |
| | | Jones, I.S. | 2051 | | |
| | | Jones, J.H. | 2134 | | |
| | | Jones, N. | 682, 1217 | | |
| | | Jones, R. | 323 | | |
| | | Jones, R.T. | 796, 1407 | | |
| | | Jonker, J.B. | 1852 | | |
| | | Jordan, A. | 2009 | | |

J

| | | | |
|-----------------|-----------|---------------------|------------------|
| Jackson, C. | 911 | Kaga, M. | 1988 |
| Jackson, W.F. | 1066 | Kagawa, T. | 1567, 2086 |
| Jacobi, N. | 1615 | Kagohashi, Y. | 1506 |
| Jacobsen, F. | 1960 | Kairiunas, R. | 1794 |
| Jaenke, M.G. | 496 | Kajikawa, Y. | 2501 |
| Jahnle, H.A. | 1878 | Kajita, T. | 2477 |
| Jain, M. | 1452 | Kalambur, S.G. | 2149 |
| Jain, S.C. | 2370 | Kaldas, M.M. | 1035 |
| Jain, V.K. | 2442 | Kalev, I. | 476 |
| Jakus, K. | 475, 1513 | Kalevras, V.C. | 2306 |
| Jamison, G.T. | 2339 | Kalinowski, A.J. | 1557 |
| Jan, Y.G. | 1117 | Kalman, T.P. | 1321, 1322, 1323 |
| Janssen, J.H. | 85 | Kaiyanasundaram, N. | 2622 |
| Jarosch, J. | 623 | Kamei, H. | 2456 |
| Jasaň, V. | 1925 | Kamel, A. | 1374 |
| Jay, R.L. | 1917 | Kamph, E. | 1912 |
| Jayaraman, H.B. | 114 | Kan, C.L. | 274 |
| Jeal, R. | 1079 | Kana, D.D. | 1311 |
| Jeary, A.P. | 2090 | Kanada, K. | 2341 |
| Jebsen, G.M. | 857 | Kanapenas, R.M. | 1613 |
| | | Kaneko, Y. | 2191 |
| | | Kaneta, K. | 368, 1929 |
| | | Kanki, H. | 263, 1587 |
| | | Kanninen, M.F. | 1522 |
| | | Kanoh, H. | 141 |
| | | Kanoria, M. | 1042 |
| | | Kanou, T. | 1390 |
| | | Kantola, R.A. | 784 |
| | | Kao, B.G. | 1903 |
| | | Kao, S. | 1641 |
| | | Kaplan, B.Z. | 1505 |
| | | Kapoor, S.G. | 268 |
| | | Kapp, J.A. | 1437 |
| | | Kapur, A.D. | 823 |
| | | Kar, A.K. | 2524 |
| | | Kar, R.C. | 2166 |
| | | Karabin, M.E. | 834 |

K

| | | | | | |
|----------------------|----------------|-------------------|------------------|------------------|------------|
| Karadogan, H. | 2604 | Kelly, J.J. | 422, 1958, 2202 | Kirk, R.G. | 1603 |
| Karam, D. | 254 | Kelly, J.M. | 87, 91, 1913 | Kirkham, W.R. | 981, 2540 |
| Karamchandani, K.C. | 1860 | Kelly, S.G. | 864, 1025 | Kirkner, D.J. | 2588 |
| Kareem, A. | 2077 | Kelly, V.L. | 2652 | Kirsch, P.A. | 1878 |
| Karihaloo, B.L. | 1939 | Kelpp, H.J. | 1300 | Kishida, K. | 1996 |
| Karlsen, L.K. | 2378 | Kelsnil, M. | 176 | Kishida, M. | 180 |
| Karpel, M. | 1502, 1672 | Keltie, R.F. | 1185 | Kishima, A. | 1547 |
| Karpp, R.R. | 1460 | Kelzon, A. | 1589, 1596, 1785 | Kishimoto, R. | 1428 |
| Karshenas, S. | 1363 | Kempner, L., Jr. | 373 | Kitagawa, H. | 1527 |
| Karsick, R.V. | 937 | Kendig, R.P. | 697 | Kitamura, A. | 444 |
| Kasper, P.K. | 13 | Kennedy, D.S. | 970 | Kitazawa, I. | 1428 |
| Kasuba, R. | 1417 | Kennedy, J.L. | 2097, 2098 | Kitazawa, Y. | 2656 |
| Katayama, T. | 1252 | Kennedy, J.S. | 113 | Kitis, L. | 1894 |
| Katinas, V.J. | 2027 | Kerber, G. | 158 | Kiureghian, A.D. | 459, 1071 |
| Kato, B. | 2308 | Kerlick, G.D. | 2228 | Klaber, K. | 718 |
| Kato, O. | 1412 | Kerlin, R.L. | 121 | Klatte, R.J. | 591 |
| Katsamanis, F. | 1735 | Kermes, J. | 189 | Kleckner, R.J. | 1192 |
| Katz, R. | 1383 | Kern, D.L. | 2135 | Kligman, R.L. | 708 |
| Kaul, R.K. | 136, 1951 | Kerr, A.H. | 2040 | Kliman, V. | 177, 2000 |
| Kausel, E. | 915, 1554 | Kerstens, J.G.M. | 2633 | Kline, W.A. | 437 |
| Kausinis, S. | 1794, 1795 | Kesler, J.K. | 1159 | Kloster, M. | 1659 |
| Kavazanjian, E., Jr. | 19 | Khalil, T.B. | 2142 | Kluesener, M.F. | 2237 |
| Kawabata, N. | 2155 | Khalvati, M. | 1100 | Klyatskin, V.I. | 2470 |
| Kawachi, K. | 72 | Khan, E.U. | 32 | Knauss, W.G. | 1082 |
| Kawahara, Y. | 1933 | Kholodilov, O.V. | 505 | Knight, W.C. | 927 |
| Kawai, R. | 748, 749, 1337 | Khuri-Yakub, B.T. | 429 | Knudson, W.C. | 114 |
| Kawai, S. | 1007 | Kida, S. | 1203 | Ko, D.R. | 1154 |
| Kawai, T. | 856, 2618 | Kielb, R.E. | 2359, 2360 | Ko, N.W.M. | 2542 |
| Kawamoto, S. | 410 | Kiełczyński, P. | 703 | Ko, P.L. | 1471 |
| Kawamura, T. | 833 | Kiger, S.A. | 2219 | Kobatake, K. | 1472 |
| Kawano, O. | 165 | Kikuchi, K. | 1341 | Kobayakawa, M. | 1390, 1393 |
| Kawarada, H. | 2456 | Kikuchi, T. | 2539 | Kobayashi, A.S. | 1729 |
| Kawata, Y. | 263 | Kim, C.-H. | 490, 1771 | Kobayashi, H. | 1525 |
| Kawatani, R. | 1255 | Kim, H.R. | 1195 | Kobayashi, M. | 2212 |
| Kawatani, T. | 263 | Kim, K.S. | 1082 | Kobayashi, Y. | 1938 |
| Kay, S.M. | 893, 927 | Kim, K.U. | 993 | Kobayaski, A.S. | 1528 |
| Kaya, I. | 2082 | Kim, R.R. | 2524 | Kobori, T. | 2501 |
| Kaza, K.R.V. | 2359, 2360 | Kim, Y.-H. | 227 | Kobori, Y. | 867 |
| Kazamaki, T. | 1410 | Kim, Y.N. | 2530 | Koch, R.A. | 426, 2409 |
| Kazao, Y. | 1342 | Kind, G.J. | 2551 | Koch, T. | 201, 900 |
| Kazi, M.H. | 1543 | King, J.O. | 1799 | Koh, A.-S. | 953 |
| Keast, D.S. | 1360 | King, R. | 1380 | Kohler, W.E. | 2474 |
| Keck, D.W. | 2578 | King, R.J. | 588 | Kohzu, I. | 368, 1929 |
| Keefe, R.T. | 2133 | King, R.K. | 2028 | Koishikawa, A. | 1472 |
| Keer, L.M. | 277, 1368 | Kingsbury, D.L. | 855 | Koizumi, H. | 2194 |
| Keighley, J. | 896 | Kino, G.S. | 429 | Kojima, E. | 1353 |
| Keith, S.E. | 795; 2345 | Kioma, K. | 129 | Kojima, N. | 129, 1343 |
| Kellenberger, W. | 1344 | Kiraly, R.L. | 1172 | Kolerus, J. | 2648 |
| Keller, C. | 506 | Kirby, S.J. | 41 | Költzsch, P. | 2066, 2295 |
| Keller, C.L. | 1305 | Kirchgaessner, B. | 2060, 2064 | Konami, S. | 1856 |
| Keller, G.R. | 1908 | Kirii, Y. | 2656 | Kopec, J.W. | 2403 |

| | | | | | |
|-----------------------|------------------|-------------------------|------------|-------------------|-----------------------------------|
| Kosiński, W. | 1982 | Kulesz, J.J. | 2416 | Lal, R. | 2583 |
| Koss, L.L. | 1358 | Kulkarni, S.V. | 101, 2552 | Lalanne, M. | 2068 |
| Kolár, J. | 188 | Kumar, A. | 134 | Lallemand, J.P. | 1090, 1275, 2025 |
| Kolesnikov, I. | 1712 | Kumar, B.R.K. | 2288 | Lallement, G. | 1135 |
| Koleyni, G. | 483, 892 | Kumar, M. | 2188 | Lam, P. | 2682 |
| Kollegger, J.P. | 14, 944 | Kumar, V.K. | 989 | Lambert, R.G. | 1078, 2248 |
| Kondo, Y. | 165 | Kume, Y. | 1433 | Lameris, J. | 2355 |
| König, J.A. | 885 | Kummrow, R. | 777 | Lamure, C. | 972 |
| Konno, M. | 1045 | Kunar, R.R. | 1556 | Landolt, J.P. | 714, 725 |
| Koopmann, G.H. | 1244, 1245 | Kundert, W.R. | 889 | Landy, M.A. | 566 |
| | 1288, 2063 | Kundig, A. | 226 | Lanes, R.F. | 1339, 2059 |
| Kortüm, W. | 48 | Kundu, T. | 660 | Lang, G.F. | 2016 |
| Kosawada, T. | 832 | Kunick, A. | 1987 | Lang, M.A. | 722 |
| Kossa, S.S. | 628 | Kunio, T. | 1948 | Lang, O.R. | 805 |
| Kostrov, V. | 1746 | Kuno, T. | 880 | Langdon, F.J. | 839, 2544 |
| Kosuch, N. | 2640 | Kunz, D.L. | 1388 | Langhout, E.K.O. | 977 |
| Koszarny, Z. | 81 | Kuo, C.P. | 1563 | Lapini, G.L. | 489 |
| Kot, C.A. | 497, 762, 873 | Kuo, P.S. | 802 | Larder, R.A. | 1225 |
| Kottke, J.J. | 730 | Kurakake, Y. | 96 | Lardner, R.W. | 871 |
| Koumouis, V.K. | 398 | Kurian, J. | 1584 | Large, J.B. | 79 |
| Kovac, J. | 29 | Kurihara, K. | 1382 | Lark, R.F. | 622 |
| Koval, L.R. | 984 | Kurilo, R. | 1616 | LaRocca, P.W. | 2454 |
| Kovari, Y. | 2396 | Kurimoto, K. | 576 | La Rosa, J.A. | 102 |
| Koyama, T. | 416 | Kurkov, A.P. | 1606 | Larsen, O.C. | 752, 753 |
| Kozánek, J. | 2479 | Kuroda, M. | 2384 | Larson, E.W. | 2120, 2132 |
| Kraan, A.N. | 1654, 2105 | Kurohashi, M. | 112 | Lasagna, P.L. | 2368 |
| Krassovskaya, I.V. | 162 | Kurzweil, L.G. | 50 | LaSalle, F.R. | 352 |
| Krause, W. | 1346 | Kusama, H. | 1946 | Lassiter, W.S. | 618 |
| Krauter, A.I. | 106 | Kushner, A.S. | 2419 | Latorre, R. | 1540 |
| Krawinkler, H. | 1094, 1232 | Kuttler, J.R. | 658 | Lau, S.L. | 1269, 1482 |
| Kreiss, H.-O. | 167 | Kuzmin, A. | 1596, 1785 | Lauer, E.W. | 372 |
| Krenk, S. | 1214, 2423 | | | Laura, P.A.A. | 391, 528, 656, 657, 2395, 2573 |
| Kreuzer, E. | 2525 | | | Lauson, R.J. | 437 |
| Krishna, R. | 989 | | | Law, E.H. | 49, 298, 962, 964 |
| Krishnan, A. | 920 | | | Law, G.E. | 224 |
| Kritzner, B. | 1148 | | | Lawrence, W. | 1272 |
| Kropac, O. | 916 | Laananen, D.H. | 601 | Layman, W.E. | 1798 |
| Kroschel, K. | 1289 | Labanieh, S. | 1862 | Leach, J.W. | 1493 |
| Kross, D. | 2126 | LaBouff, G.A. | 637 | Leatherwood, J.D. | 2111 |
| Kross, D.A. | 2133 | la Cour Christensen, P. | 2681 | Leaver, D.E. | 1099 |
| Krouse, J.K. | 534 | Lagally, H.O. | 1531 | Lecoanet, H. | 1135 |
| Krousgrill, C.M., Jr. | 2402 | Lagarde, A. | 2025 | Ledbetter, H.M. | 899 |
| Kruger, W.D. | 1346 | Lagasse, B.K. | 1758 | Lee, B.J. | 1717, 1830, 1831 |
| Kruzins, E. | 2211 | Lager, D.L. | 236, 1095 | Lee, C.S. | 136, 1951 |
| Ku, C.-C. | 1484 | Lagerkvist, L. | 1533 | Lee, D. | 688 |
| Kubie, J. | 1930 | Lagorio, H.J. | 547 | Lee, E.G.S. | 1671 |
| Kubozuka, T. | 1854 | Lagutov, Y.P. | 163 | Lee, G. | 273 |
| Kucinskis, B. | 1772, 1818, 1819 | Lai, S.-S.P. | 1764 | Lee, H.K. | 2539 |
| | 1821 | Laithier, B.E. | 817 | Lee, I.-W. | 1107 |
| Kuculay, F. | 1006 | Lakin, G.C. | 2538 | Lee, J.K. | 627, 669, 1916 |
| Kugler, B.A. | 1974, 1975 | Lakin, W.D. | 1431 | | |

L

| | | | | | |
|--------------------|-----------------|--------------------|-----------------|---------------------|------------------|
| Maffei, L. | 2547 | Marshall, D.B. | 429 | McCormick, D. | 367 |
| Maga, L.J. | 446, 615, 2635 | Marshall, R.D. | 1361 | McCoy, J.J. | 1966 |
| Magin, W. | 479 | Marston, P.L. | 855 | Mccroskey, W.J. | 170 |
| Mahin, S.A. | 17, 33, 2307 | Martelli, F. | 363 | McCune, J.E. | 1845 |
| Mahmoud, M.A.-M.M. | 395 | Martens, M.J.M. | 2521 | Mccurdy, D.A. | 2343 |
| Mahrenholtz, O. | 620 | Marti, J. | 1556 | McCutchen, D.K. | 2127 |
| Maidanik, G. | 615, 1944, 2635 | Martin, D.J. | 2138 | Mccutcheon, W.A. | 2339 |
| Maier, G. | 885 | Martin, D.U. | 2471 | McDaniel, S.T. | 153 |
| Maiguma, T. | 1281 | Martin, J.B. | 456 | McDaniel, T.J. | 1895 |
| Maine, R.E. | 531, 535, 923 | Martin, R.M. | 1121 | McDonald, J.R. | 567 |
| Maino, G. | 208 | Martin, V. | 2346 | McElman, J.A. | 132 |
| Maita, M. | 2534 | Martinez, F. | 2286 | McElroy, J.W. | 209, 513 |
| Majerowicz, S. | 891 | Martinez, D.R. | 231 | Mcgary, M.C. | 2447 |
| Majhi, S.N. | 2621 | Martini, W.R. | 238 | McGary, M.C. | 2651 |
| Major, R.A. | 934 | Martins, J.A.C. | 822 | Mcgehee, C.R. | 313 |
| Mak, R.Y.-P. | 1568 | Maruyama, N. | 2158 | McGevna, V.G. | 2317 |
| Makarewicz, R. | 158, 2210 | Marzetta, T. | 847 | McGinty, J.R. | 192 |
| Makay, E. | 807 | Masri, S.F. | 222, 616, 1317 | McGrew, J.A. | 1321, 1322, 1323 |
| Mał, A.K. | 660 | Massalas, C. | 2597 | McGuinn, E.J. | 1046 |
| Malanoski, S.B. | 561, 1338 | Masubuchi, M. | 141, 994, 1255 | McIntosh, S.C., Jr. | 872 |
| Malik, M. | 362 | Masure, B. | 2554 | McKinnis, G.C. | 2115 |
| Mallik, A.K. | 1911 | Matkowsky, R.J. | 1033 | McKinnon, R.A. | 58 |
| Maly, W. | 2558 | Matsukura, Y. | 1 | McLain, D.A. | 912 |
| Mandl, G. | 2208 | Matsumura, M. | 2451 | McLaughlin, D.K. | 307 |
| Manfrida, G. | 363 | Matsushita, O. | 1341 | McLean, D. | 2328 |
| Mang, H.A. | 1550 | Matsuzaki, Y. | 317, 652 | McIlveen, E.R. | 2325 |
| Mangiavacchi, A. | 961 | Matteo, N.J. | 995 | McMechan, G.A. | 2422 |
| Mannion, L.F. | 2642 | Matthees, W. | 1866 | McNiven, H.D. | 1701, 2082 |
| Manuel, J. | 2683 | Matthew, G.K. | 635 | McQuillen, E.J. | 1941 |
| Manolis, G.D. | 2315 | Mattioli, F. | 2671 | McReynolds, E. | 2377 |
| Manor, H. | 646 | Maurin, M. | 2545 | McSmith, D.D. | 2349 |
| Manrod, W.E. | 949 | May, T.W. | 1494 | Mead, D.J. | 2571 |
| Mansfield, E.H. | 1886, 2333 | Mayer, K.P. | 794 | Meade, K.P. | 1368 |
| Mantay, W.R. | 1594 | Mayes, R.L. | 2303 | Mechel, F.P. | 117 |
| Mantus, M. | 2056 | Mayes, W. | 2536 | Medaglia, J.M. | 1755 |
| Manuel, J. | 2684 | Mayne, R.W. | 868 | Medina, F. | 523 |
| Mar, J.W. | 185 | Mayo, R.A. | 1133 | Medina-Melo, F.J. | 1109 |
| Marais, J.J. | 1076 | Maziarka, S. | 81 | Medžiauskiene, A.A. | 2027 |
| Marcotte, P. | 1647 | Mazlack, S.W. | 636 | Meecham, W.C. | 1885 |
| Marino, P. | 2069 | Mazumdar, J. | 653, 1208, 1456 | Meeks, C.R. | 1190 |
| Mark, W.D. | 986 | McAllister, W.J. | 380 | Mehta, K.C. | 567 |
| Markauskaite, G. | 1719 | Mcardle, J.G. | 1062 | Mei, C. | 2175 |
| Markert, R. | 870, 2242 | McCarthy, M.F. | 1980, 2472 | Meier, H.-E. | 1289 |
| Markus, Š. | 125 | McCarty, J.L. | 99 | Meirovitch, L. | 2460 |
| Marple, S.L., Jr. | 893 | McCarty, P.E. | 1002 | Mejia, L.H. | 1567, 2089 |
| Marquart, E.J. | 1091 | McCauley, W.R. | 1760 | Mellor, M. | 2497 |
| Marquis, E.L. | 1022, 1023 | McClintock, F.A. | 1345 | Mellen, R.H. | 848 |
| Marsh, A.H. | 585, 2533 | Mccloud, J.L. | 930 | Meltzer, G. | 2139 |
| Marsh, C. | 2078 | Mccloud, J.L., III | 1171 | Menck, H.C. | 1238 |
| Marsh, K.J. | 2320 | Mccolgan, C.J. | 265 | Menning, R.H. | 730 |
| Marshall, A. | 1423 | McConnell, K.G. | 1942, 2379 | Menthe, R.W. | 265 |

| | | | | | |
|-------------------|-----------------|-------------------|------------|-------------------|------------------|
| Meridith, R.W. | 1060 | Mixson, J.S. | 66 | Morris, R.L. | 1352 |
| Merklinger, H.M. | 2098 | Miyake, Y. | 2155 | Morrison, D. | 937 |
| Merovich, A.T. | 2507 | Miyazono, S. | 833 | Morrison, D.G. | 811, 1054 |
| Merrill, W. | 2478 | Mizuno, M. | 880 | Morrow, C.T. | 2216 |
| Merritt, R.G. | 1889 | Mizusawa, T. | 2477 | Morton, K. | 2435 |
| Mertz, D.R. | 10 | Mizutani, K. | 929 | Mosimann, J. | 800 |
| Messinger, R.H. | 1927 | Mlakar, P.F. | 1092 | Moss, G.M. | 865 |
| Mestre, V. | 1400 | Modig, C. | 973, 999 | Mota Soares, C.A. | 822 |
| Metcalfe, R. | 371, 1425 | Moe, G. | 1474 | Mote, C.D., Jr. | 1140, 1141 |
| Metwalli, S.M. | 868 | Moehle, J.P. | 123 | Motegi, M. | 895 |
| Metzger, F.B. | 265, 589 | Moes, J. | 974 | Motogi, S. | 1775 |
| Meyers, B.L. | 1450 | Moffa, A.L. | 2265 | Moulder, R. | 2504, 2617 |
| Meyyappa, M. | 2505 | Moffatt, J.A. | 1358 | Muffoletto, A.J. | 2484 |
| Mgana, C.V.M. | 2408 | Moffett, M.B. | 848 | Mühlbauer, K. | 1286 |
| Micci, M.M. | 1402 | Mogil, E. | 2120 | Mukhopadhyay, M. | 1448 |
| Michalak, R.F. | 1787 | Mohammad, A.O. | 384 | Mulcahy, H.W. | 1901 |
| Michalopoulos, D. | 258 | Mohammadi, J. | 2198 | Mulcahy, T.M. | 1272, 1376 |
| Michalson, G.M. | 1072 | Mohan, D. | 1899 | Mulder, J.A. | 1891 |
| Michelberger, P. | 2322 | Mohapatra, R.B. | 439 | Muleski, G.E. | 412 |
| Michimura, S. | 1000 | Möhring, W. | 2401, 2605 | Muller, G. | 502 |
| Micklow, J. | 261 | Moite, S.M. | 2246 | Müller, P.C. | 747 |
| Midha, A. | 1200 | Moler, C.B. | 1103 | Munasamy, K. | 1867 |
| Miedlar, M.J. | 1658 | Möller, E. | 1853 | Munjal, M.L. | 1742, 2095, 2152 |
| Mielke, S. | 2249 | Molnar, A.J. | 2062 | Mura, T. | 1516, 1524 |
| Migliore, H. | 2377 | Molusis, J. | 1660 | Muraca, R.J. | 2122 |
| Mih, D.T. | 202 | Moncarz, P.D. | 501, 1094 | Murakami, H. | 1102 |
| Miles, J.H. | 2607 | Montagnani, M. | 2023 | Muramoto, Y. | 2180 |
| Miles, J.W. | 2475 | Montano, C. | 1752 | Murata, M. | 1343 |
| Miller, C.J. | 608 | Montgomery, E. | 1727 | Murata, S. | 2155 |
| Miller, D.W. | 1258 | Montroll, M.L. | 13 | Murdoch, A. | 216, 217, 218 |
| Miller, G.N. | 1536 | Moog, R. | 2126 | Murin, J. | 172 |
| Miller, J.W. | 734, 1096 | Mook, D.T. | 2636 | Muro, H. | 1412 |
| Miller, N.P. | 1327, 1360 | Moore, E.F. | 835 | Murphy, A.C. | 62, 63 |
| Miller, R.M. | 2017 | Moosavinejad, S. | 1011 | Murphy, B.T. | 555 |
| Miller, V.R. | 783, 1657, 1780 | Mor, G. | 1953 | Murphy, J.R. | 30 |
| Miller, W.H. | 909 | Moran, D.D. | 2065 | Murphy, R.C. | 1603 |
| Miller, W.R. | 1885 | Mörch, M. | 1016 | Murray, R.C. | 286 |
| Millot, P. | 2184 | Mordfin, L. | 509 | Murri, W.J. | 1083 |
| Mills, R.S. | 1620 | Moreira, T. | 1309 | Mustin, G.S. | 2144 |
| Milukiene, V. | 1617, 1768 | Morelli, T.A. | 1998 | Muszynska, A. | 799 |
| Minagawa, S. | 221 | Moretti, P.M. | 1736 | Muthuraman, G. | 2116 |
| Minamida, K. | 895 | Morfey, C.L. | 837 | Myklebust, A. | 1193 |
| Mioduchowski, A. | 113 | Morgan, R.M. | 36, 37, 39 | | |
| Mirghaderi, R. | 1857 | Morganstein, D.R. | 42 | | |
| Misra, A.K. | 381 | Mori, H. | 1410, 2154 | | |
| Mitchell, L.D. | 240, 1793 | Morisako, K. | 1027 | | |
| Mitchell, R.A. | 484 | Morisawa, M. | 1382 | | |
| Mitchell, S.K. | 2213 | Moriwaki, N. | 2218 | | |
| Mitsopoulou, E. | 276, 453 | Morman, K.N., Jr. | 1903 | Naab, K. | 888 |
| Miura, H. | 1766 | Morris, D.L. | 2112 | Nachman, A. | 1431 |
| Miwa, T. | 2341 | Morris, I.R. | 2177 | Nack, W.V. | 93, 220 |
| | | | | Nagaike, M. | 936 |

N

| | | | | | |
|--------------------------|----------------------|---------------------------------|------------------|----------------------------|------------|
| Nagakura, H. | 1353 | Nelson, T.A. | 286 | Norville, H.S. | 388 |
| Nagamatsu, A. | 530, 936, 1000, | Nemat-Nasser, S. | 221, 277, 869 | Nour-Omid, B. | 459 |
| | 1506 | Nemec, J. | 187 | Nowinski, J.L. | 1443 |
| Nagamatsu, B. | 766 | Nemecek, J. | 790 | Nowotny, B. | 794 |
| Nagamori, K. | 1926 | Nepomuceno, L.X. | 1291 | Numrich, S.K. | 854 |
| Nagar, A.K. | 2205 | Netuka, H. | 2462 | Nuspl, S.P. | 611 |
| Nagaraj, V.T. | 1409 | Neu, J.C. | 168 | Nyby, D.W. | 280 |
| Nagaraja, K.S. | 2538 | Neubert, J.A. | 852, 2411 | | |
| Nagaraja, S.R. | 2531 | Newaz, G.M. | 2005 | | |
| Nagarkar, A.P. | 2440 | Newbrough, D.E. | 2130 | | |
| Nagaya, K. | 643, 647, 1693 | Newcombe, W.R. | 1195 | | |
| Nagpal, A.K. | 2205 | Newlon, C.E. | 97 | | |
| Nagtegaal, J.C. | 1903 | Newman, J.S. | 609 | Oba, T. | 833 |
| Nagy, E.J. | 320, 323, 533, 1827 | Newsom, J.R. | 315, 316 | Obeid, V. | 2290 |
| Nahman, N.S. | 1792 | Newton, R.E. | 442 | Oberkampf, W.L. | 310 |
| Nair, S. | 1385 | Nezu, K. | 1449 | O'Brien, W.F., Jr. | 6 |
| Nakagawa, K. | 1996 | Ng, W.K. | 139 | O'Connell, J.M. | 2406 |
| Nakai, E. | 2106 | Nguyen, T.C. | 672 | O'Connell, W.J. | 1153 |
| Nakai, M. | 435, 436, 2426 | Ni, C.-M. | 1209, 1874, 2055 | O'Connor, G.M. | 2132 |
| Nakajima, T. | 2618 | Ni, H.-I. | 472 | Oda, J. | 1203 |
| Nakamura, H. | 1525 | Niazy, A. | 1543 | O'Day, J. | 2546 |
| Nakamura, T. | 1027 | Nicolas, D. | 1191 | Ogasawara, T. | 630 |
| Nakamura, Y. | 1186 | Nicholas, J.C. | 108, 1603 | Ogata, K. | 1877 |
| Nakashima, M. | 681 | Nicholson, D.W. | 2272 | Ögüt, T. | 1286 |
| Nakasone, Y. | 1527 | Nicklason, G. | 871 | Ohashi, H. | 1350, 1604 |
| Nakaya, H. | 576 | Nicoletti, J.P. | 2507 | O'Hearne, C.S. | 2148 |
| Nakazawa, H. | 1525 | Nielsen, A. | 1801 | Ohmae, H. | 1382 |
| Nakkula, W., Jr. | 569 | Nielsen, M.T. | 2088 | Ohmi, M. | 1461, 1462 |
| Nakra, B.C. | 1696 | Nielson, C.E. | 1351 | Ohno, H. | 1871 |
| Namura, K. | 1675 | Nielsen, J.N. | 2024 | Ohtake, Y. | 1933 |
| Nanasi, T. | 1694 | Nielsen, L.E. | 1261 | Ohtsu, M. | 1963 |
| Nara, H. | 2159 | Nieter, J.J. | 2657 | Okada, K. | 576 |
| Naraikin, O. | 1733 | Nigel Priestley, M.J.N. | 2169 | Okami, Y. | 1382 |
| Narayanan, G.V. | 1112 | Nigm, M.M. | 759, 1142 | Okamoto, N. | 1007 |
| Narayanan, S. | 650, 1444 | Nilsson, A. | 2140 | Okau, M. | 749, 1337 |
| Narita, M. | 630 | Nishimura, T. | 1529 | O'Keefe, E. | 570 |
| Narita, Y. | 392 | Nishioka, T. | 887 | O'Keefe, W. | 142 |
| Navaneethan, R. | 425, 583 | Nisitani, H. | 1526 | O'Keefe, J.M. | 1873 |
| Nayfeh, A.H. | 864, 1025, 1036, | Niwa, A. | 1218, 1372 | Okubo, H. | 1390 |
| | 1958, 2202, 2636 | Niwa, Y. | 1963 | Okubo, T. | 2154 |
| Neal, T.R. | 1460 | Nixon, D. | 2228 | Okumoto, S. | 2451 |
| Neathammer, R.D. | 437 | Niyogi, A.K. | 1450 | Okumura, K. | 1547 |
| Nefske, D.J. | 1384, 1879 | Noback, R. | 328 | Olhoff, N. | 394 |
| Neidhardt, R. | 1418 | Noble, D.F. | 1762 | Olivier, R. | 1782, 1783 |
| Neise, W. | 7, 1349, 1847, 1848, | Noble, G.T. | 508 | Olsen, C.W. | 1064 |
| | 2063 | Noda, T. | 413 | Olsen, W.A. | 333 |
| Nellessen, E. | 1282 | Nökleby, J.O. | 2641 | Olsson, E. | 2140 |
| Nelson, H.D. | 1774 | Noll, T.E. | 596, 1651 | Olzewski, J.S. | 1098 |
| Nelson, P.A. | 837, 874, 1406, 2606 | Nordgren, R.P. | 1645 | On, F.J. | 2128 |
| Nelson, R.B. | 1715 | Norris, T.R. | 773 | Onesto, A.T. | 338, 797 |
| Nelson, R.L. | 1044, 2510 | Norton, M.P. | 75 | Onishi, H. | 1988 |

| | | | | | |
|--------------------------|-----------------|-----------------------------|----------------|-----------------------------|------------|
| Ono, T. | 880 | Pandit, S.M. | 758 | Pedersen, P.C. | 2616 |
| Ookuma, M. | 530 | Panicker, V.B. | 1742 | Pedersen, P.T. | 781 |
| Oppenheim, B.W. | 1426 | Panuszka, R. | 2587 | Peirce, S. | 1882 |
| Oppenheim, T. | 1123, 1124 | Papadakis, J.S. | 688 | Pekau, O.A. | 1708 |
| Orahata, I. | 1461 | Papageorgiou, E.A. | 1217 | Pekeris, C.L. | 1967 |
| Orubadi, A. | 1804 | Papastavridis, J.G. | 1549, 2669 | Pekrul, P.J. | 1542 |
| O'Rourke, M.J. | 1495 | Pappa, R.S. | 2678 | Peleg, K. | 339 |
| Ortolano, R.J. | 102 | Paramasivam, P. | 1220, 2190 | Peloubet, R.P., Jr. | 1166 |
| Oshima, M. | 560 | Paramonov, A. | 1796 | Pennise, S. | 1542 |
| Osman, M.O.M. | 466, 1678, 1679 | Parbery, R.D. | 1939 | Pennock, G.R. | 634 |
| Osmundsen, E. | 334 | Pardee, W.J. | 197 | Penzes, W.B. | 2012, 2645 |
| Oster, P. | 906 | Parhi, H. | 439 | Penzien, J. | 1111, 1625 |
| Ostiguy, G.L. | 1705 | Park, K.C. | 537, 1896 | Perkins, J.S. | 2619 |
| Osugwu, C.C. | 1803 | Park, R. | 2169 | Permezel, P. | 1865 |
| Ota, H. | 929 | Park, S.K. | 845, 846 | Perraud, J.C. | 1288 |
| Otomo, K. | 826, 827 | Park, Y.-S. | 387, 1942 | Perrault, J.E. | 536 |
| Ott, J.H. | 332 | Parker, R.J. | 103 | Perry, B. | 594 |
| Ottl, D. | 2490 | Parkus, H. | 830 | Persoon, A.J. | 1359 |
| Ouellette, P.-E. | 2563 | Parmanen, J. | 2502 | Persson, J. | 448 |
| Outlaw, D.G. | 955 | Parmelee, R.A. | 1622 | Peterson, B. | 966 |
| Overvik, T. | 1474 | Parmigiani, F. | 24, 25 | Peterson, D. | 2598 |
| Owen, G.N. | 952 | Parnes, R. | 376, 377, 2165 | Petersson, B. | 2679, 2680 |
| Ozguven, H.N. | 482 | Pascal, J.C. | 2650 | Petrauskas, K.-R. | 1818, 1819 |

P

| | | | | | |
|--|-----------|--------------------------|------------|--|-----------------|
| Pacejka, H.B. | 100 | Parsell, J.K. | 1005 | Pettigrew, M.J. | 1463, 1471 |
| Pachter, M. | 1934 | Parsons, N.E. | 1855 | Petyt, M. | 668 |
| Paddy, R.H. | 2021 | Pascal, M.T. | 1191 | Pfeiffer, R. | 623 |
| Padgaonkar, A.J. | 1881 | Pasic, H. | 1707 | Pfleiderer, K. | 988 |
| Padmanaban, K. | 1893 | Pasricha, M.S. | 557 | Pfutzner, H. | 870 |
| Padovan, J. 468, 1303, 1313, 1504, | 2682 | Pastel, R.L. | 61 | Philips, G.J. | 2030 |
| Pafelias, T.A. | 361 | Patasiene, L. | 1602, 1719 | Phillis, Y.A. | 2047 |
| Paidoussis, M.P. | 817, 1464 | Patel, M.H. | 1010 | Phoenix, R. | 743 |
| Paladino, R.C. | 31 | Pater, L.L. | 2417 | Pica, A. | 1030 |
| Palaniswami, S.A. | 2116 | Patnaik, S.N. | 2659 | Pickett, M.A. | 1182, 2351 |
| Palazotta, A.N. | 300 | Patrick, R.P. | 746 | Piechor, K. | 1979 |
| Palazzolo, A. | 1894 | Pattabiraman, J. | 1860 | Piegert, H.G. | 1611 |
| Palazzolo, A.B. | 518, 2458 | Patten, A.J. | 369 | Piersol, A.G. | 322, 2273, 2541 |
| Palgen, L. | 571 | Paul, B. | 47 | Pierucci, M. | 665 |
| Paliunas, V. | 1713 | Paul, D.B. | 2175 | Pietra, L.D. | 2550 |
| Pall, A.S. | 2078 | Paul, H.S. | 1308 | Pifko, A.B. | 2056 |
| Palladino, J.A. | 2291 | Pausch, E. | 2282 | Pilgrim, R. | 563 |
| Palm, W.E. | 2127 | Pauschke, J.M. | 1859 | Pilkey, W.D. 147, 233, 1598, 1894, | 2227, 2337 |
| Palmberg, B. | 2373 | Pawlowska, V.I. | 432 | Pines, S. | 1392 |
| Palmer, J.E. | 1178 | Payne, B.F. | 509 | Pinkus, O. | 1924, 1931 |
| Palumbo, D.L. | 88 | Payne, P.R. | 393 | Pinnington, R.J. | 1667, 2255 |
| Pan, C.H.T. | 106, 539 | Peacock, R.E. | 1739 | Pinson, L.D. | 2119 |
| | | Peacock, T.V. | 51 | Pipes, R.B. | 2440 |
| | | Pearce, H.T. | 745 | Pirvics, J. | 1192 |
| | | Pearson, D.S. | 2019 | Pisano, A.P. | 1009 |
| | | Pearsons, K.S. | 59 | Pister, K.S. | 232, 948 |
| | | Peck, L.G. | 2107 | Pitt, D.M. | 256 |
| | | Pedersen, P. | 215 | | |

| | | | | | |
|-------------------|--------------------------|----------------------|------------|---------------------|--|
| Revell, J.D. | 983, 984 | Rogers, S.C. | 1536 | Ruspa, G. | 971 |
| Rice, E.J. | 144, 1059, 2109 | Rohn, D.A. | 105 | Russell, R.E. | 2332 |
| Rice, J.S. | 332 | Rohr, P.R. | 1899 | Rutenberg, A. | 234, 2081 |
| Rice, N.E. | 46 | Rohwer, K. | 1120 | Rutherford, S.R. | 154 |
| Rice, R.C. | 1517, 1519 | Roland, J. | 2400 | Rutishauser, H.J. | 1671 |
| Rich, M. | 863 | Rolsma, B. | 766 | Ruzicka, G.C. | 164 |
| Richard, J. | 296 | Romo-Organista, M.P. | 241 | Rybicki, E.F. | 1224 |
| Richards, E.J. | 683 | Rood, J.D. | 2075 | Rymarz, Cz. | 1949 |
| Richman, R.H. | 2283 | Rooke, J.H. | 1595 | Rymers, P.C. | 2259 |
| Richmond, J.A. | 51 | Rooney, G.T. | 1995 | | |
| Richter, B. | 577 | Rosakis, A.J. | 179 | | |
| Ricketts, D. | 716 | Rosati, V.J. | 2352 | | |
| Rickley, E.J. | 46, 978 | Rose, J.L. | 1797 | | |
| Rieger, M. | 337 | Rosen, B.W. | 2440 | | |
| Rieger, N.F. | 520, 521, 1326 | Rosenbaum, E.S. | 2113 | | |
| Riegner, D.A. | 1777, 2006 | Rosenhouse, G. | 117 | Saatcioglu, M. | 1478, 1622 |
| Ries, J.P. | 648 | Rosenthal, F. | 641 | Sabatauskiene, V. | 1772, 1821 |
| Riffel, R.E. | 9, 1917 | Roskam, J. | 583 | Sachs, G. | 1653 |
| Rihal, S.S. | 840 | Rostafinski, W. | 1228 | Sack, R.L. | 150 |
| Riley, N. | 400 | Rosman, R. | 275 | Sackman, J.L. | 459 |
| Rill, G. | 2525 | Ross, C.F. | 1491, 1492 | Sackmann, G.W. | 1262 |
| Rind, E. | 485 | Ross, D.F. | 793 | Sadek, M.M. | 267, 564, 757, 1138, 1139, 1142, 1610 |
| Ringh, U. | 1853 | Ross, H.E., Jr. | 1024, 1880 | Safford, F.B. | 222 |
| Rippel, H.C. | 510 | Rossini, T. | 489 | Saito, H. | 2591 |
| Ritchie, N. | 2325 | Rossmann, H.P. | 812 | Sagendorph, F. | 544 |
| Ritchie, R.O. | 1345 | Rothrock, M.D. | 1917 | Sae-Ung, S. | 1364 |
| Rittenbach, O.E. | 169 | Rothschild, R.S. | 1802 | Saga, Y. | 2451 |
| Ritter, J.E., Jr. | 475, 1513 | Rotzstein, Y. | 1174 | Saha, P. | 1236 |
| Ritter, W. | 1782, 1783 | Roubik, S.G. | 432 | Sahinkaya, M.N. | 1923 |
| Rix, O. | 1169 | Roure, A. | 2346 | Sahu, N. | 1409 |
| Rixleben, J.H. | 1093 | Rousselet, J. | 1221 | Saiidi, M. | 2241 |
| Roberts, E.H. | 820 | Roussos, L.A. | 1993 | Saito, S. | 560, 1849 |
| Robertson, R.G. | 1024 | Rovetta, A. | 2298 | Sakai, H. | 2357 |
| Robinson, A.R. | 164 | Rowe, C.N. | 359, 1416 | Sakai, T. | 630 |
| Robinson, A.Z. | 691 | Royston, D.L. | 1607 | Sakamoto, H. | 1910 |
| Robinson, E.E. | 863 | Rubanik, V. | 1820 | Sakamoto, L.W. | 1758 |
| Robinson, W.H. | 2548 | Rubin, D. | 1248 | Sakata, T. | 828, 2178 |
| Robson, J.D. | 2465 | Rubin, L.I. | 2076 | Salah el din, A.S. | 1020 |
| Roche, J.P. | 82 | Rudder, F.F., Jr. | 1619 | Salama, M. | 1548, 1822 |
| Rock, S.M. | 1991 | Rudgers, A.J. | 151 | Salim, A.-H. | 1480 |
| Rockhausen, L. | 1355 | Rudiger, G. | 1989 | Sallet, D.W. | 818, 819 |
| Rockwell, D. | 2604 | Rudisill, C.S. | 314 | Salmon, V. | 850 |
| Rodabaugh, E.C. | 287 | Rudowski, J. | 2229 | Salmond, D.J. | 461 |
| Rodal, J.J.A. | 651 | Ruff, L.J. | 700 | Salmonte, A.J. | 1496 |
| Rodden, W.P. | 872, 1321, 1322, 1323 | Ruge, P. | 2660 | Salomone, L.A. | 247 |
| Rodman, C.W. | 2459 | Ruhlin, C.L. | 62, 64 | Samaha, M.A. | 1811 |
| Roehrlie, H. | 1815 | Rumble, R.H. | 1057 | Samali, B. | 940 |
| Roennberg, K. | 16 | Runyan, H.L. | 1919 | Samis, R.A. | 2101 |
| Roesset, M. | 1554 | Rupert, C.L. | 2162 | Sánchez-Sesma, F.J. | 1983 |
| Rogers, L. | 1724 | Ruschau, J.J. | 184 | Sandler, B.-Z. | 1188 |
| | | Rusin, T.M. | 997 | Sandler, I.S. | 1248, 1551 |

S

| | | | | | |
|-----------------------------|--------------------------------------|---------------------------|------------------------|-------------------------|---------------------------------|
| Sandman, B.E. | 2529 | Schmidt, H. | 1214 | Seshadri, R. | 116 |
| Sandström, S. | 288, 1408 | Schmitt, B.V. | 2670 | Sessa, V.A. | 150 |
| Sankar, S. | 2149 | Schmitt, V. | 2335 | Sestieri, A. | 214, 2044 |
| Sankar, T.S. | 466, 1198, 1677, 1678, 1679, 2494 | Schneider, C.P. | 1175 | Setchell, R.E. | 493 |
| Sankewitsch, V. | 90 | Schneider, L.W. | 1899 | Seth, B.B. | 2662 |
| Santosa, F. | 1307 | Schoen, D.W. | 2316 | Seto, K. | 1075 |
| Sarabudla, N.R. | 1101 | Schoenberg, M. | 847 | Sevaldsen, E. | 1055 |
| Sarlet, W. | 1299 | Scholaert, H.S.B. | 795, 2345 | Severin, D. | 565 |
| Sarmiento, G.S. | 528 | Scholes, W.E. | 839 | Severn, R.T. | 2090 |
| Sasaki, O. | 2656 | Scholl, R.E. | 952 | Severud, L.K. | 408 |
| Sasor, S.R. | 968 | Schomer, P.D. | 335, 432, 437, 1404 | Sexton, M.R. | 6 |
| Sassi, H. | 1317 | Schorpp, A. | 2157 | Seybert, A.F. | 1608 |
| Sathyamoorthy, M. | 130, 655, 1211, 1706, 2575, 2586 | Schott, G. | 178, 2250 | Shah, A.H. | 1701, 1737, 1961, 2473, 2629 |
| Satkus, R. | 1616 | Schoutens, J.E. | 1538 | Shah, V.N. | 1104 |
| Sato, H. | 165, 1021, 1977 | Schreckenbach, H. | 423, 424 | Shaked, U. | 526 |
| Sato, K. | 1588 | Schröder, K.-F. | 2436 | Shalashilin, V. | 1712 |
| Sato, S. | 2384 | Schuetz, P.H. | 2119 | Shanbhag, R.L. | 650, 1444 |
| Sato, T. | 1992 | Schuller, W.M. | 1061, 2206 | Shang, E.-C. | 1488 |
| Sato, T.B. | 1382 | Schultz, T.J. | 1360 | Shankara, T.S. | 2621 |
| Saul, R.A. | 36, 37, 39, 1883 | Schumacker, B. | 946 | Shapiro, W. | 1920 |
| Saunders, D.S. | 181 | Schumann, U. | 1151 | Sharan, A.M. | 2494 |
| Savitskas, J. | 1629 | Schurz, J.R. | 2010 | Sharma, C.B. | 399 |
| Savkar, S.D. | 1421 | Schutz, W. | 882, 883 | Sharma, J.P. | 1306 |
| Savulian, G. | 273 | Schwartz, H.S. | 2162 | Sharma, S.M. | 330 |
| Sawdy, D.T. | 144 | Schwartz, J.W. | 336 | Sharman, P.W. | 1907 |
| Sayar, B.A. | 1254 | Schwerdlin, H. | 2257 | Sharp, B.H. | 13 |
| Saylor, D.M. | 2556 | Schwetlick, H. | 1307 | Sharpe, R.L. | 2303 |
| Scanlan, R.H. | 1990 | Schwieger, E. | 713 | Shave, D.F. | 1422 |
| Scardina, V.M. | 1690 | Schwier, C. | 2325 | Shea, J.W. | 2417 |
| Scarich, G.V. | 2560 | Schwirian, R.E. | 834, 1560 | Shearin, J.G. | 54 |
| Scarth, D.A. | 380 | Scott, I.G. | 881 | Shepard, W.L. | 728 |
| Scavuzzo, R.J. | 1375 | Scott, L.P. | 2339 | Shephard, G.D. | 132 |
| Scawthorn, C.R. | 947 | Scott, R. | 2313 | Shepherd, I.C. | 677, 680 |
| Scerbakov, A. | 1589, 1596 | Šebková, H. | 2467 | Shepherd, K.P. | 60 |
| Schaffar, M. | 1972 | Seed, H.B. | 450, 1567 | Shepherd, W.T. | 1405 |
| Schajer, G.S. | 1141, 2176 | Sehitoglu, H. | 1316 | Sherry, C.W. | 1234, 1959 |
| Schaufeld, J. | 1778 | Seibert, W. | 40 | Sheta, M.A. | 950 |
| Schäufele, H. | 922 | Seidman, H. | 541 | Shibata, K. | 833, 1877 |
| Schechter, R.S. | 1032 | Seireg, A. | 1921 | Shibata, T. | 928 |
| Scheelke, I. | 1873 | Sekiguchi, H. | 2430 | Shieh, L.C. | 1153 |
| Scheidt, D.C. | 345 | Selby, K. | 2437 | Shieh, R.C. | 1600 |
| Schenk, V. | 565 | Semenchuk, A. | 1796 | Shih, C.-F. | 402 |
| Scherger, A. | 939 | Semenov, A.N. | 162 | Shih, T.-Y. | 2170, 2080 |
| Schiehlen, W. | 1106 | Semrau, W.R. | 969 | Shimada, H. | 709 |
| Schilling, C.G. | 2499, 2500 | Sensburg, O. | 1651 | Shimogo, T. | 1342 |
| Schilling, U. | 1219 | Senter, P.K. | 1122, 1125 | Shinar, J. | 1174 |
| Schliekelmann, R.J. | 905 | Seo, Y.-T. | 411 | Shindo, S. | 2534 |
| Schlinker, R.H. | 1387 | Seon, C. | 2483 | Shinomiya, Y. | 994 |
| Schmerr, L.W. | 198 | Serbyn, M.R. | 2012, 2645 | Shiohata, K. | 206, 1588, 2029 |
| | | Sergeyev, V.I. | 2353 | Shiomi, H. | 1963 |

| | | | | | |
|------------------------------|-----------------------|-------------------------------------|------------|-----------------------------|-----------------------|
| Shioya, S. | 1102 | Skinner, G.T. | 1052 | Soper, W.G. | 904 |
| Shiraki, K. | 1587 | Skinner, M.S. | 2245 | Sorek, S. | 2464 |
| Shirai, M. | 1000 | Slabber, M.J.J. | 2296 | Sotiropoulos, D.A. | 161 |
| Shirakawa, K. | 1041, 2592 | Slack, J.W. | 2627 | Sotomayer, W.A. | 1888 |
| Shiu, K.N. | 1477, 1479 | Slagis, G.C. | 1222 | Sozen, M.A. | 811 |
| Shladover, S.E. | 1158 | Slazak, M. | 590, 2327 | Spanos, P-T.D. | 514 |
| Shockey, D.A. | 182 | Sliwinski, A. | 1532 | Spanos, T.D. | 1073 |
| Shoji, H. | 1604 | Slotboom, D.R. | 8 | Sparks, J.F. | 524 |
| Shoup, T.E. | 1686 | Smalley, A.J. | 1810 | Spector, J. | 1760 |
| Shovlin, M.D. | 308 | Smallwood, D.O. | 2018 | Spence, J.P. | 2466 |
| Shuaib, A.N. | 268 | Smiley, R.G. | 726, 2013 | Spence, P.W. | 624 |
| Shukla, A. | 812 | Smith, B.L. | 593, 925 | Spencer, R.H. | 327 |
| Siddiqui, F.M.A. | 2381 | Smith, C.C. | 1250 | Speziale, C.G. | 1730 |
| Sidey, R. | 195 | Smith, C.E. | 1697 | Spies, K.H. | 1932 |
| Siekmann, J. | 1219 | Smith, D.A. | 567 | Spilker, R.L. | 651 |
| Sigbjörnsson, R. | 290, 1016 | Smith, D.J. | 2624 | Spillers, W.R. | 1119 |
| Sigillito, V.G. | 658, 1451 | Smith, E.G. | 2330 | Spletstoeser, W.R. | 2531 |
| Sigman, R.K. | 237 | Smith, I.F.C. | 1081 | Sprinkle, D.R. | 732 |
| Simiu, E. | 545, 546, 1366 | Smith, J.W. | 2428 | Spurk, J.H. | 2639 |
| Simkins, T.E. | 2270 | Smith, M.H. | 584 | Spychala, A. | 1949 |
| Simko, R.J. | 1531 | Smith, M.J.T. | 1663 | Spyrakos, C.C. | 2391 |
| Simmons, H. | 996 | Smith, P.D. | 768, 1373 | Squire, L.C. | 312 |
| Simmons, J.A. | 1965 | Smith, P.R. | 2223 | Srinivasan, K. | 1143 |
| Simmons, P.E. | 1605, 2372 | Smith, P.W., Jr. | 2638 | Srinivasan, M.G. | 497, 762 |
| Simon, M.M. | 1216 | Smith, R.A. | 1081, 2438 | Srinivasan, V. | 2067 |
| Simonis, J.C. | 420, 1046, 1097, 1466 | Smith, R.A.F. | 2519 | Staiano, M.A. | 934, 2101 |
| Simons, N. | 216, 217, 218 | Smith, R.L. | 106 | Stalford, H.L. | 319 |
| Simpson, A. | 2664 | Smith, R.S., III | 365 | Stallone, M.J. | 259, 358, 543 |
| Simpson, M.A. | 698 | Smith, S. | 373 | Standing, R.G. | 2516 |
| Sinai, Y.L. | 663 | Snow, W.L. | 1541 | Stange, W.A. | 803 |
| Sinclair, J.H. | 622 | Sobieczky, H. | 538 | Stanway, R. | 750 |
| Sinev, A.V. | 2353 | Sobieszczanski-Sobieski, J. | 1391 | Stapp, J.P. | 1127 |
| Singer, I.L. | 1004 | Socie, D.F. | 2434 | Starkey, M.S. | 2433 |
| Singer, J. | 385, 1213, 1458, 2388 | Sock, F.E. | 821 | Staubli, T. | 1699 |
| Singer, A. | 198, 199, 1806, 1922 | Soda, N. | 1515 | Stavriniadis, C. | 1176 |
| Singh, C. | 806 | Soderman, P.T. | 2609 | Stea, W. | 821 |
| Singh, D.V. | 370, 2370 | Soderqvist, S. | 2647 | Steeb, W.-H. | 1987 |
| Singh, J.P. | 1063 | Soedel, W. | 2593 | Steele, J.M. | 520, 521 |
| Singh, M.C. | 116, 1015, 1937 | Sogabe, Y. | 1996 | Stefanides, E.J. | 1669 |
| Singh, R. | 1276, 2657 | Sol, J.C. | 207 | Stefanou, G.D. | 1199 |
| Singh, R.P. | 1110 | Solari, G. | 378, 1293 | Steffen, W. | 1135 |
| Singh, S. | 1119 | Soldatos, K.P. | 2594 | Stein, H. | 43, 44 |
| Singh, Y.P. | 705 | Sollmann, H. | 2232 | Steinberg, D.S. | 1753 |
| Singley, G.T., III | 603, 1170 | Somerton, W.H. | 2061 | Steingroewer, G. | 2515 |
| Sinha, P. | 806 | Soni, A.H. | 2067 | Stepanishen, P.R. | 686, 1271, 1952, 2041 |
| Sinhasan, R. | 362, 370, 2370 | Soni, M.L. | 1833 | Stephen, R.M. | 14, 944 |
| Sitka, R. | 95 | Sonobe, T. | 1007 | Stern, D. | 1779 |
| Sivaneri, N.T. | 1673 | Soo, H.S.-W. | 2300 | Sternfield, H., Jr. | 327 |
| Skaistis, S.S. | 1607 | Soom, A. | 490, 692 | Steussy, D. | 2313 |
| | | Soong, T.T. | 1052, 2150 | Stevens, R.A. | 2131 |
| | | Soovere, J. | 1398 | | |

| | | | | | |
|--------------------|----------------------|-------------------|----------|----------------------|----------------------|
| Stevenson, J.D. | 286 | Syck, J.M. | 374 | Taoka, G.T. | 1618 |
| Stevenson, S. | 2355 | Swamidas, A.S.J. | 1867 | Taplin, L.B. | 193 |
| Stewart, N.D. | 1028 | Swanger, H.J. | 30, 1486 | Tassoulas, J.L. | 1554 |
| Stone, J.R. | 982 | Swanson, C. | 1383 | Tatara, Y. | 2218 |
| Storace, A.S. | 543, 544 | Syshchikova, M.P. | 162 | Tate, R.B. | 977 |
| Strang, J.M. | 2022 | Szata, W. | 81 | Taubald, R. | 1825 |
| Straub, F.K. | 2367 | Szczerbicki, E. | 1650 | Taylor, D.L. | 614, 757, 1260, 2288 |
| Stravinskias, S. | 1683 | Szuwarzynski, A. | 1650 | Taylor, H.R. | 487 |
| Strechenbach, J.M. | 2332 | | | Taylor, J.I. | 507 |
| Streeter, B. | 2355 | | | Taylor, R.E. | 223 |
| Streit, R.D. | 1227 | | | Taylor, R.J. | 2615 |
| Striz, A.G. | 1499, 1501 | | | Taylor, S. | 2496 |
| Strnad, M. | 813 | | | Taylor, S.M. | 1178, 2137 |
| Strenkowski, J.S. | 147 | | | Teasdale, W.A. | 863 |
| Striz, A.G. | 458 | | | Tei, N. | 118, 2385 |
| Stroud, R.C. | 373 | | | Tenma, K. | 213 |
| Stroud, W.J. | 542 | | | Teplitzky, A.M. | 31 |
| Strozeski, B. | 1271 | | | Terao, K. | 880 |
| Stubbs, S.M. | 99, 2330 | | | Terasaka, H. | 141 |
| Stura, D. | 378 | | | Tesar, D. | 1290, 1298 |
| Su, T.C. | 2596 | | | Testa, A. | 1806 |
| Subbaraj, K. | 1867 | | | Tham, L.G. | 2174 |
| Subrahmanyam, K.B. | 101, 2552, 2572 | | | Thasanatorn, C. | 582 |
| Succi, G.P. | 325, 592 | | | Thinnes, G.L. | 1723 |
| Sueoka, A. | 742, 2287 | | | Thomas, D.L. | 150, 1435 |
| Sugai, T. | 895 | | | Thomas, D.W. | 1803, 1812 |
| Sugihara, K. | 1986 | | | Thomas, G.D. | 2199 |
| Sugiura, I. | 1412 | | | Thomas, T.J. | 1385 |
| Sugiyama, Y. | 413 | | | Thomopoulos, N.T. | 2222 |
| Suh, C-M. | 1527 | | | Thompkins, W.T., Jr. | 1845 |
| Suhendra, R. | 961 | | | Thompson, A.G. | 348 |
| Sulkowski, W.J. | 1403 | | | Thompson, B.S. | 861 |
| Sullivan, B.R. | 1092 | | | Thompson, J.W., Jr. | 1002 |
| Sullivan, J.P. | 608 | | | Thornhill, R.J. | 1250 |
| Sullivan, P.A. | 774 | | | Thornton, E.A. | 1993 |
| Sun, F. | 301 | | | Thornton, H.T., Jr. | 2119 |
| Sun, F.Z. | 1649 | | | Thresher, R.W. | 1697 |
| Sunada, W.H. | 1758 | | | Thunder, T.D. | 842 |
| Sundararajan, C. | 1222 | | | Tian, Q. | 2236, 2240 |
| Sung, S.H. | 1872 | | | Tichy, J. | 853 |
| Suryoutomo, H. | 1725 | | | Tichy, J.A. | 1414 |
| Sutcliffe, W.G. | 1873 | | | Tidbury, G.H. | 1906 |
| Sutton, C.D. | 1858 | | | Tien, J.J.W. | 429 |
| Suzuki, H. | 853, 1340 | | | Ting, E.C. | 2073 |
| Suzuki, K. | 115, 832, 1045, 2318 | | | Tischler, M.B. | 1394 |
| Suzuki, M. | 1472 | | | Tischler, V.A. | 300 |
| Suzuki, Y. | 1871 | | | Tjøtta, J.N. | 1973 |
| Svalbonas, V. | 2093 | | | Tjøtta, S. | 1973 |
| Sviridyonok, A.J. | 505 | | | To, C.W.S. | 645, 2658 |
| Svoboda, C.M. | 991 | | | Tobe, T. | 2158 |
| | | | | Tobias, S.A. | 1139, 1610 |

T

| | | | | | |
|----------------------|------------------|-------------------|------------------|-------------------------|-------------------|
| Tobin, K.A. | 976 | Turner, R.L. | 556 | Vance, J.M. | 555 |
| Tobler, W.E. | 1875 | Turrian, V. | 790 | van den Berg, P.M. | 152 |
| Toda, A. | 1986 | Tustin, W. | 1789, 2654 | van der Heijden, L.A.M. | 2521 |
| Töenshoff, H.K. | 939 | Tutka, J. | 1172 | Van der Woude, F. | 2299 |
| Toma, S. | 2172 | Tweed, L.W. | 504 | Vandiver, J.K. | 960, 1642, 1805 |
| Tomar, J.S. | 1447 | Tyn, N.O. | 2234 | Vandoren, P. | 613 |
| Tominaga, A. | 2155 | Tyler, J.L. | 1150 | Van Duyne, D.A. | 1422 |
| Tomita, K. | 1604 | Tzivanidis, G. | 2594, 2597 | Van Gaasbeek, J.R. | 68, 1835 |
| Tomita, N. | 1714 | Tzong, T.-J. | 1625 | VanHandle, H.R. | 611 |
| Tomizuka, M. | 1315 | | | Van Khang, N. | 1008 |
| Tondl, A. | 1302 | | | van Lieshout, R.A.J.M. | 76 |
| Topper, T.H. | 2247 | | | van Nunen, J.W.G. | 1359 |
| Torizumi, Y. | 444 | | | Varadan, T.K. | 2398 |
| Torres, M.R. | 1378 | | | Varadan, V.K. | 854, 1558, 1968, |
| Toth, S. | 2101 | Udwadia, F.E. | 1067, 1068, 1563 | | 2350, 2412 |
| Toussi, S. | 15, 761 | Ueberall, H. | 1241 | Varadan, V.V. | 854, 1558, 1968, |
| Towers, D.A. | 1327, 2528 | Ulozas, R.-V. | 1627, 1628, 1629 | | 2350, 2412 |
| Townend, M.S. | 2040 | Ulrich, P.C. | 98 | Vary, A. | 727 |
| Townsend, P.E. | 2215 | Ulsoy, A.G. | 1140 | Vasconcelos, H.F. | 2496 |
| Tran, A.D. | 2569 | Umashankar, K.R. | 1552 | Vasiljev, P. | 1629 |
| Trauth, W. | 1932 | Umezawa, K. | 632, 2212, 2456 | Vasu, R. | 566 |
| Travis, J.P. | 903 | Underwood, J.H. | 1437 | Vasudevan, R. | 138 |
| Trethewey, M.W. | 266 | Underwood, M.A. | 2026 | Vaughan, N.D. | 1432 |
| Tretiak, O. | 2616 | Underwood, M.C.P. | 354 | Vayda, J.P. | 1904 |
| Trevino, G. | 318 | Underwood, P. | 537 | Vazin, H. | 2514 |
| Triantafyllidis, Th. | 2513 | Ungar, E.E. | 12, 28 | Veneziano, D. | 1481 |
| Triantafyllou, M.S. | 1430 | Unger, A. | 1134 | Venkayya, V.B. | 300 |
| Tricamo, S.J. | 735 | Unger, E. | 908 | Venter, A. | 438 |
| Trifunac, M.D. | 1861 | Unruh, J.F. | 345, 1311, 2262 | Venter, J. | 2523 |
| Trinh, E. | 1615 | Urata, E. | 416, 417 | Verma, M.K. | 728, 779 |
| Trivett, D.H. | 691 | Ushijima, R. | 915 | Vermiglio, G. | 2628 |
| Troger, H. | 744 | Ushijima, Y. | 1986 | Verniere de Irassar, P. | 657, 2573 |
| Troost, A. | 478, 2249 | Utku, S. | 1548, 1822 | Verona, R.W. | 86 |
| Trubert, M. | 1548 | | | Vestroni, F. | 2565 |
| Truchnij, A.D. | 2436 | | | Veteris, V. | 1772, 1818, 1819, |
| Trujillo, D.M. | 1817, 2649 | | | | 1821 |
| Trykoski, M.A. | 31 | | | Viano, D.C. | 2142, 2570 |
| Tsai, C.F. | 2313 | | | Vidmar, P.J. | 426, 2409 |
| Tsai, N.T. | 299 | Vafa, Z. | 2073 | Vigneron, F.R. | 2117 |
| Tsay, C.-S. | 1704 | Vaicaitis, R. | 590, 2327, 2537 | Vigo, P. | 1741 |
| Tsuchida, E. | 441 | Vaidya, P.G. | 8 | Vilnay, O. | 347 |
| Tsuchiya, K. | 1586 | Vajpayee, S. | 564, 1138, 1142, | Vishnevetskij, I. | 1609 |
| Tsuda, Y. | 742, 2287 | | 1610 | Visser, A.T. | 2520 |
| Tsujimoto, Y. | 1347, 2072 | Valanis, K.C. | 1514 | Viswanathan, K. | 1306 |
| Tsukamoto, H. | 1350 | Valdimarsson, H. | 1701 | Vitaliano, W.J. | 1756 |
| Tsushima, N. | 1412 | Valentin, R.A. | 873, 1270 | Viterna, L.A. | 2364 |
| Tulegenov, M. | 1731, 1732, 1733 | Vallas, M. | 2123 | Vik, F. | 2321 |
| Tuncel, O. | 1413 | Valle, S.D. | 2550 | Vogel, S. | 1655 |
| Tuominen, H.T. | 2502 | Valsh, A.K. | 1222 | Vojtisek, J. | 189 |
| Turnage, K.G. | 1536 | van Arkel, J. | 1971 | von Arx, A.V. | 572 |
| Turner, C.D. | 2103, 2104 | Van Buren, A.L. | 196 | Von Arx, G.A. | 1365 |

U

V

| | | | | | |
|---------------------------|------|-------------------------|----------------|--------------------------|-----------|
| Vonglahn, U. | 71 | Warnock, A.C.C. | 2611 | Wicks, S.M. | 2540 |
| Vonpragenau, G.L. | 2432 | Warren, A.H. | 1475 | Widdifield, R.G. | 492 |
| von Sivers, R. | 563 | Warren, G.E. | 2644 | Wiederrich, J.L. | 638, 1597 |
| Votaw, C.W. | 689 | Warrick, J.C. | 991 | Wilbeck, J.S. | 598, 2416 |
| Vrbka, J. | 1936 | Wassell, M. | 800 | Wilby, E.G. | 2535 |
| Vujanović, B. | 866 | Wasserman, Y. | 2392 | Wilby, J.F. | 309, 322 |
| Vulfson, I. | 1601 | Watanabe, K. | 191, 712, 2007 | Wildfeuer, E. | 2250 |
| Vulkan, G. | 212 | Watawala, L. | 1459 | Wildheim, J. | 264 |
| Vysniauskiene, Z. | 1713 | Watson, L.T. | 1958, 2202 | Wildheim, S.J. | 619 |

W

| | | | | | |
|--------------------------|----------------|--------------------------|------------------|------------------------------|------------------|
| Waberski, A. | 2394 | Weaver, T.O. | 945 | Wilkinson, D.H. | 1423 |
| Wachter, J. | 623, 626, 801 | Webb, S.W. | 1473 | Wilkinson, J.H. | 1103 |
| Wada, H. | 1529, 2567 | Webbon, W.W. | 975 | Williams, A.O., Jr. | 687 |
| Wada, S. | 2156 | Weber, S.F. | 1619 | Williams, D. | 1620 |
| Waddington, D. | 126 | Weeks, R.J. | 1901 | Williams, F.W. | 2118 |
| Wagner, G. | 284 | Weertman, J. | 1518 | Williams, J.M. | 1181 |
| Wagner, J.H. | 1846 | Weger, D. | 69 | Williams, L.J. | 203 |
| Wagner, P. | 2195 | Wehage, R.A. | 1297, 1816, 1824 | Williams, M. | 166 |
| Wagner, S.E. | 353 | Wehrli, B. | 790 | Williams, M.S. | 602 |
| Wahab, M.A. | 379 | Weidenhammer, F. | 2038 | Williams, R. | 1850 |
| Wahl, R.E. | 26 | Weidlinger, P. | 376, 2239 | Willis, C.M. | 1700 |
| Waldeck, D. | 2282 | Welaratna, S. | 2014 | Willshire, W.L., Jr. | 57 |
| Walker, J.G. | 2136 | Welch, C.R. | 2219, 2220, 2260 | Willis, C.M. | 2536 |
| Walker, R.E. | 1092 | Welch, W.P. | 102 | Wilson, C.A. | 2406 |
| Walker, R.N. | 2520 | Weller, T. | 1213, 2388 | Wilson, D.S. | 539 |
| Waller, H. | 2230 | Wells, W.R. | 1389 | Wilson, E.L. | 2053, 2281 |
| Walöen, A.Ö. | 2641 | Wellstead, P.E. | 729 | Wilson, P.A. | 1426 |
| Walowitz, J.A. | 1924, 1931 | Wen, Y.-K. | 745, 1108, 2083 | Winkel, B.V. | 352 |
| Walsh, R. | 2440 | Wentz, K.R. | 2175 | Winkler, W. | 337 |
| Walter, H. | 882, 883, 1550 | West, J. | 1137 | Winter, H. | 906 |
| Walther, R. | 2060 | West, W.M., Jr. | 2268 | Winter, R. | 1170, 2056 |
| Wambsganss, M.W. | 421, 1272 | Westermo, B.D. | 383 | Wiryachai, A. | 270, 2301 |
| Wamsley, R.M. | 1122 | Westine, P.S. | 2416 | Wise, J.L. | 447 |
| Wang, A.J. | 627, 669, 1916 | Westphal, R. | 939 | Witherell, P.G. | 648 |
| Wang, B.P. | 1894, 2227 | Weydert, J.C. | 1765 | Witmer, E.A. | 651 |
| Wang, C.-H. | 522 | Wheeler, J.E. | 2498 | Wittig, L.E. | 50 |
| Wang, D.F. | 2240 | Whiston, G.S. | 1770, 2199 | Wittrick, W.H. | 2118 |
| Wang, H.T. | 2482 | White, C.W. | 331 | Włodarczyk, E. | 704, 1978, 1985 |
| Wang, J.L.C. | 1697 | White, J.W. | 1740, 2203 | Woelfl, G.A. | 27 |
| Wang, C.Y. | 1955 | White, M.F. | 2204 | Wöhle, W. | 423, 424 |
| Wang, T.G. | 1615 | White, R.C., Jr. | 349 | Wohlrab, R. | 1344 |
| Wang, Y.S. | 987, 1662 | White, R.G. | 2255 | Wojtowicz, V.J. | 506 |
| Warburton, G.B. | 2145 | White, R.N. | 1442 | Wolf, B. | 2546 |
| Warlick, M.V. | 1352 | White, T.D. | 282 | Wolf, J.A., Jr. | 1384, 1879 |
| Warmbrodt, W. | 930 | Whitis, D. | 1022 | Wolf, J.P. | 1149, 1365, 2085 |
| Warnaka, G.E. | 2207 | Whitman, A.M. | 1247 | Wolf, S.W.D. | 1280 |
| Warner, P.C. | 810 | Whittaker, A.R. | 267 | Wolfe, H.F. | 2160, 2162 |
| Waznix, J.L. | 56 | Whittaker, W.L. | 1212, 1457 | Wolff, F.H. | 2062 |
| | | | | Wolfs, J. | 626 |
| | | | | Wołoszyńska, K. | 1981 |
| | | | | Wong, E.H. | 2192 |

ANNUAL SUBJECT INDEX

| -A- | | | | | | | | | | | | |
|---|------|------|------|------|------|------|------|------|------|----|----|----|
| Absorbers (Equipment) | | | | | | | | | | | | |
| 1911 | 2145 | 96 | | | | | | | | | | |
| | 2355 | | | | | | | | | | | |
| Absorbers (Materials) | | | | | | | | | | | | |
| 2350 | 344 | 2487 | | | | | | | | | | |
| Acceleration Analysis | | | | | | | | | | | | |
| 870 | | | | | | | | | | | | |
| Accelerometers | | | | | | | | | | | | |
| 193 | 2258 | 1289 | | | | | | | | | | |
| | 2649 | | | | | | | | | | | |
| Acoustic Absorption | | | | | | | | | | | | |
| 1060 | 144 | 2345 | 1476 | 1287 | 2348 | | | | | | | |
| 1210 | | 2346 | 2347 | | | | | | | | | |
| 1960 | | 2487 | | | | | | | | | | |
| Acoustic Arrays | | | | | | | | | | | | |
| 852 | | | | | | | | | | | | |
| Acoustic Attenuation | | | | | | | | | | | | |
| use Acoustic Absorption | | | | | | | | | | | | |
| Acoustic Detection | | | | | | | | | | | | |
| 1240 | 2615 | 1288 | | | | | | | | | | |
| Acoustic Diffraction | | | | | | | | | | | | |
| 570 | 1962 | 853 | 855 | 856 | 857 | | | | | | | |
| Acoustic Emission | | | | | | | | | | | | |
| 200 | 211 | 1092 | 513 | 1964 | 505 | 736 | 197 | 248 | 209 | | | |
| 210 | 881 | 1542 | 903 | 2454 | 1485 | 1126 | 1287 | 1328 | 1099 | | | |
| 1490 | 891 | 2032 | 1763 | 2414 | 1965 | 1507 | 1139 | | | | | |
| | 1291 | 1963 | | | | | | | | | | |
| | 1801 | | | | | | | | | | | |
| | 2011 | | | | | | | | | | | |
| Acoustic Excitation | | | | | | | | | | | | |
| 2541 | 132 | 2603 | 434 | 2175 | 1897 | | | | | | | |
| | | | | | 2107 | | | | | | | |
| Acoustic Fatigue | | | | | | | | | | | | |
| 1780 | 2131 | 1398 | | | | | | | | | | |
| 2160 | | | | | | | | | | | | |
| Acoustic Filters | | | | | | | | | | | | |
| | | 2647 | | | | | | | | | | |
| Acoustic Holography | | | | | | | | | | | | |
| 1130 | 2212 | | | | | | | | | | | |
| Acoustic Impedance | | | | | | | | | | | | |
| 1060 | 901 | 1742 | 1136 | 1307 | 858 | | | | | | | |
| | 1231 | | 1276 | | | | | | | | | |
| | 2521 | | 1956 | | | | | | | | | |
| | | | 2616 | | | | | | | | | |
| Acoustic Insulation | | | | | | | | | | | | |
| | 2502 | 2033 | 975 | 839 | | | | | | | | |
| Acoustic Intensity Method | | | | | | | | | | | | |
| | 2651 | | | | | | | | | | | |
| Acoustic Liners | | | | | | | | | | | | |
| use Acoustic Linings | | | | | | | | | | | | |
| Acoustic Linings | | | | | | | | | | | | |
| 1230 | 2401 | 1312 | 144 | 1855 | 2606 | 618 | | | | | | |
| | 2202 | | 2605 | 858 | | | | | | | | |
| | | | | 1228 | | | | | | | | |
| | | | | 1958 | | | | | | | | |
| | | | | 2348 | | | | | | | | |
| Acoustic Measurement | | | | | | | | | | | | |
| | 2452 | 2129 | | | | | | | | | | |
| Acoustic Pulses | | | | | | | | | | | | |
| | 1973 | | | | | | | | | | | |
| Acoustic Reflection | | | | | | | | | | | | |
| | 2201 | | | | | | | | | | | |
| Acoustic Resonance | | | | | | | | | | | | |
| 1560 | 676 | | | | | | | | | | | |
| Acoustic Response | | | | | | | | | | | | |
| 680 | 2652 | 675 | 1047 | | | | | | | | | |
| 2168 | | 1715 | 2317 | | | | | | | | | |
| Acoustic Scattering | | | | | | | | | | | | |
| 1240 | 1241 | 152 | 153 | 694 | 855 | 1216 | 697 | 1968 | 1489 | | | |
| | | | 693 | 854 | 2405 | 1966 | 1967 | 1639 | | | | |
| Acoustic Signatures | | | | | | | | | | | | |
| | 903 | 1804 | 1486 | 587 | | | | | | | | |
| Abstract | | | | | | | | | | | | |
| Numbers: 1-254 255-554 555-746 747-927 928-1131 1132-1335 1333-1582 1583-1844 1845-2056 2057-2284 2285-2489 2490-2684 | | | | | | | | | | | | |
| Volume 14 | | | | | | | | | | | | |
| Issue: | 1 | 2 | 3 | 4 | 5 | 6 | 7 | 8 | 9 | 10 | 11 | 12 |

Aircraft Engines
 321 2366 2557 598 2019
 2478

Aircraft Equipment
 265

Aircraft Equipment Response
 2020 1754 495 1839

Aircraft Landing Areas
 282

Aircraft Noise
 60 81 82 583 54 55 56 57 58 59
 80 591 212 783 584 335 66 77 78 79
 590 1401 592 983 784 345 586 307 88 249
 1400 2101 782 1663 2534 795 1396 587 1318 589
 2100 2331 982 2343 985 2136 607 1178 789
 2600 1662 2533 1165 977 2408
 1892 1405 2137
 2332 1885 2537
 2532 2355
 2542 2535

Aircraft Propellers
 1919

Aircraft Seats
 600 601 602 2349

Aircraft Tires
 98 99
 998

Aircraft Vibration
 320 491 2214 56
 2110 86

Aircraft Wings
 61 312 313 594 315 1166 317 1398 979
 311 1392 1393 1454 1395 1886 1887 2538 2539
 1652 1773 1654 1575 2106 2107
 1893 2104 1815
 2333 2334 2105
 2484 2335

Airfoils
 160 311 1072 433 1574 358 1499
 170 461 2362 1893 458
 1500 1501 538
 1991
 2361

Airframes
 1170 1336 89

Airport Noise
 use Airports

Airports
 80 81 82 985 78 79
 1661 2112 789
 2101

Aligning
 use Alignment

Alignment
 361 752 1413 489
 371

Aluminum
 1080 2162 1874 186 1907
 1520 2192

Amphibious Vehicles
 1493

Amplitude Analysis
 801 1833 204
 1341

Amplitude Attenuation
 1977 2469

Amplitude Data
 72 2232

Amplitude Measurement
 621

Analog Filters
 714

Angular Velocity
 805

Angular Vibration
 use Torsional Vibration

Anisotropic Properties
 use Anisotropy

Anisotropy
 2181 449
 659

Abstract
 Numbers: 1-254 255-554 555-746 747-927 928-1131 1132-1335 1336-1582 1583-1844 1845-2056 2057-2284 2285-2489 2490-2684

Volume 14
 Issue: 1 2 3 4 5 6 7 8 9 10 11 12

Annular Plates
 1452 2583 654 1445 1448
 1034 2585

Antennas
 1703

Anthropomorphic Dummies
 292 1155 38
 1898

Antifriction Bearings
 use Rolling Contact Bearings

Anti-Resonant Analysis
 2016

Antiresonant Frequencies
 2227

Anvils
 1357

Approximate Methods
 use Approximation Methods

Approximation Methods
 2040 213 2675 1006 1208
 2038

Arches
 2392 954 649

Articulated Vehicles
 40 299

Asymmetric Bodies
 929

Asymmetric Excitation
 1207

Asymmetry
 747

Asymptotic Series
 1308

Augers
 2316

Automobile Bodies
 1874

Automobile Engines
 1910 563 2284 525 1869

Automobile Noise
 771 772 788 569
 972

Automobile Seat Belts
 294 38

Automobiles
 2021 882 1873 574 575 1876 1877 1878 779
 2051 1872 1903 1384 1875 2056 1329
 2321 1932 1874 1879
 2022

Automotive Transmissions
 630 512 2284

Axial Excitation
 1600

Axial Vibration
 1006 2379

Axisymmetric Bodies
 215

Axisymmetric Excitation
 1206

Axisymmetric Vibrations
 1452 2583 1045 1447

- B -

Backlash Effects
 2372 928

Baffles
 2609

Balancing
 use Balancing Techniques

Balancing Machines
 2662 735 506 1807 1808

Abstract
 Numbers: 1 254 255-554 555-746 747-927 928-1131 1132-1335 1336-1582 1583-1844 1845-2056 2057-2284 2285-2489 2490-2684

Volume 14

Issue: 1 2 3 4 5 6 7 8 9 10 11 12

Balancing Techniques
 910 1811 733 734 205 206 2457 909
 1290 1809
 1810 2029

Ball Bearings
 2030 204 755
 2455

Bars
 470 1432 643 115 1936
 540 1693 375

Base Excitation
 134 388
 1374 1068

Base Isolation
 1913 1374 2548
 2143 2354

Beam-Columns
 1232
 2172

Beams
 10 121 122 383 384 645 646 117 118 119
 120 381 382 1203 644 1135 816 147 378 379
 240 681 682 1433 814 1435 1436 647 668 1019
 380 1021 1022 1673 1204 1695 1546 707 1018 1939
 990 1201 1202 2383 1434 2285 1696 817 1728 2499
 1020 1511 1482 2483 1694 2385 1906 1017 1938 2569
 1510 1941 1532 2573 2384 2575 2086 1697 2068
 1940 2571 1912 2574 2166 1907 2168
 2200 2282 2386 2167 2568
 2570 2382 2576 2387
 2610 2572 2477
 2642

Bearingless Rotors
 930

Bearings
 360 361 2 103 4 105 106 107 108 109
 510 1191 362 303 104 755 556 257 628 359
 750 1411 912 363 204 805 806 807 748 489
 1190 1591 1192 1003 364 1005 1416 1187 808 629
 1410 1681 1592 1413 804 1415 2156 1337 1188 749
 1680 1921 1922 1593 1004 1925 1677 1678 809
 1920 2291 1923 1774 2155 2287 2548 1189
 2030 2163 1924 2455 1339
 2370 2044 1679
 2059
 2369

Beat Frequency
 332
 732

Belt Drives
 365

Belts (Moving)
 1198

Bernoulli-Euler Method
 22 646

Bibliographies
 250 251 252 253 1334 1335 1576 1577 248 249
 550 551 552 553 1574 1575 548 549
 1130 1131 1332 1333 1844 938 1129
 1330 1331 1582 1843 2314 1328 1329
 1580 1581 1842 1578 1579
 1840 1841 2488 2489

Bicycles
 579

Bifurcation Theory
 2471 463 914

Bi Modular Properties
 2569

Bird Strikes
 2366 2557 598
 1918

Blade Loss Dynamics
 543 544 288 259
 1408

Blades
 620 101 102 623 524 625 606 357 358 619
 800 261 622 803 604 1575 626 627 538 669
 1000 621 802 1673 624 1675 1186 1387 598 799
 1140 801 1002 2153 1164 2555 1626 1917 798 1079
 2360 1001 2362 2363 1594 1676 2367 1918 1409
 1791 2492 2553 1674 1916 2557 2358 1919
 2361 2552 2054 2366 2558 2559
 2254 2556
 2364
 2554

Blast Effects
 1066

Abstract
 Numbers: 1-254 255-554 555-746 747-927 928-1131 1132-1335 1336-1582 1583-1844 1845-2056 2057-2284 2285-2489 2490-2684

Volume 14

Issue: 1 2 3 4 5 6 7 8 9 10 11 12

Buildings (cont'd)
 2080 2081 2082 2183 2304
 2150 2502 2503 2504
 2280

Bumpers
 42 43 44

Buoys
 1562

Buses
 971 84

- C -

Cables
 2380 641 642 1013 114 1935 876 1287 1428 1199
 1011 1012 374 2565 2377 2378 1429
 1691 2482 1014 2379
 2512 2564

Cable-Stayed Bridges
 1857 1359

Cable-Stiffened Structures
 1546

Cadavers
 38

Calibrating
 196 509
 889

Calibration
 use Calibrating

Cam Followers
 1196 1197 638 639
 1687 1009

Cams
 515 1686 637 639
 1195

Cantilever Beams
 270 101 1822 1433 2084 1205 2166 378 1939
 121 2572 1018
 1221

Cantilever Plates
 2552 624 396 2539

Cargo Ships
 2098

Cascades
 2360 2361 1072 524 2359
 2362

Casings
 1852

Catenaries
 640

Cavitation
 560 2451 442 873 1248 2069

Cavitation Noise
 560
 1540

Cavities
 1102 1384
 2422

Cavity-Containing Media
 2473

Cavity Resonators
 1872

Cell-to-Cell Mapping
 741

Central Processing Units
 488

Centrifugal Compressors
 2292 1603 809

Centrifugal Forces
 2491

Centrifugal Pumps
 1350 2293 1604 935

Cepstrum Analysis
 892 483 1804
 1813

Ceramics
 2121 1333 1334 475 1896 1897 429
 2123

Abstract
 Numbers: 1-254 255-554 555-746 747-927 928-1131 1132-1335 1336-1582 1583-1844 1845-2056 2057-2284 2285-2489 2490-2684

Volume 14

Issue: 1 2 3 4 5 6 7 8 9 10 11 12

Chains 2563

Chatter 1143 2234 165 759
2495

Chimneys 2510 1366 1698 2309

Circuit Boards 1690 1758 1759
2020

Circular Cylinders 1440 386 1438 1439

Circular Plates 130 391 1893 1214 655 826 827 1109
2154 1446 1447 1949
2586 1947 2179
2587

Circular Saws 1141 1853 1356

Circular Shells 400 2595

Circular Tubes 1731 1732 1733

Cladding Effect 2505

Clays 1862

Clearance Effects 466 809

Coal Handling Equipment 29

Coatings 1791

Coefficient of Friction 1531

Collapse use Failure Analysis

Collision Research (Aircraft)
use Crash Research (Aircraft)

Collision Research (Automotive)
770 991 42 43 34 35 36 37 38 39
1880 1881 292 293 44 575 576 577 718 719
2051 792 1123 294 1155 1876 717 1898 769
1382 1883 1124 2055 1906 1127 1899
1882 2056 1877
2546

Collision Research (Railroad)

2325 778

Collision Research (Ships)

780 581 582
1162

Collocation Method

2377

Columns

2170 2171 1442 123 1054 1026 2388 2169
1346 2389

Combustion Engines

2406 1257

Combustion Excitation

1257 2459

Combustion Noise

1854 2406 2459

Compaction Equipment

1627

Complex Function Method

2461

Component Mode Analysis

1510

Component Mode Synthesis

530

2660

Composite Beams

122

Composite Materials

1170 211 622 1263 2175 1507 1398 1189
2160 1331 1172 1777 2188
2182 1797

Abstract

Numbers: 1-254 255-554 555-746 747-927 928-1131 1132-1335 1336-1582 1583-1844 1845-2056 2057-2284 2285-2489 2490-2684

Volume 14

Issue: 1 2 3 4 5 6 7 8 9 10 11 12

Composites

2472

Composite Structures

1710 221 1332 133 884 1545 1906 667 708 829
 2440 1711 2032 2253 2355 2386 917 869
 2570 2393 2556 2579
 2610

Compression Waves

1249

Compressive Strength

1881 1874 1878

Compressor Blades

261 1002 2363 2054 2365 1079
 621

Compressors

1850 261 262 203 1074 2365 6 358 809
 1851 2292 1603 756 1348 1739
 2372 1799

Computer-Aided Techniques

850 511 232 1703 184 235 1386 448
 1280 1531 1762 2663 194 525 2256 488
 1180 2002 1095 538
 2022 2515 1758
 2032 1908
 2262 2448
 2452

Computer Programs

240 241 32 233 234 535 186 227 68 49
 540 541 432 543 534 585 236 237 238 239
 600 601 542 1123 544 555 536 307 458 259
 1120 651 582 1173 834 925 596 537 538 269
 1270 1121 602 1253 1124 1125 746 487 858 539
 1320 1251 1122 1323 1744 1545 1566 1567 1318 579
 1830 1321 1162 1823 1824 1635 1826 1857 1478 599
 2310 1831 1192 1833 1834 1835 1836 1867 1568 909
 2360 2051 1322 1903 1974 1975 1936 2087 1658 1309
 2491 2381 1822 2053 2054 2055 2056 2447 1918 1319
 2481 1832 2483 2484 2185 2366 2557 2128 1369
 2681 2052 2485 2168 1589
 2282 2488 1599
 2482 2578 1649
 2682 2598 1729
 2369

Computer Systems Hardware

2020

Abstract

Numbers: 1-254 255-554 555-746 747-927 928-1131 1132-1335 1336-1582 1583-1844 1845-2056 2057-2284 2285-2489 2490-2684

Volume 14

Issue: 1 2 3 4 5 6 7 8 9 10 11 12

Computerized Simulation

794 1875 1876 1899
 2214

Concentric Structures

400 2595

Concretes

440 681 1092 343 124 95 146 27 1818 1819
 811 1963 1054 1786 1859
 1051 2004 2169
 1481
 2241

Configuration Effects

use Geometric Effects

Conformal Mapping

528

Conical Shells

2191 1043 137 1718
 1953 2597

Conjugate Gradient Method

1011

Connectors (Electronic Equipment)

1751

Constitutive Equations

1862 2023

Construction Equipment

570 1632 956 569

Construction Industry

1630 1631 1633 1634 1635 1636 1637 1638
 2640

Contact Stresses

1419

Contact Vibration

1751

Containers

1040 2323 297
 1037

Containers (Tanks)

135 2399

Crashworthiness
 600 601 292 603 575 36 37 39
 2540 981 1382 1877

Cratering
 1538

Critical Damping
 2242

Critical Speeds
 751 1132 1303 644 555 296 1467 558 1599
 1161 1342 2293 2294 935 1586 1468
 1341 1585
 2291

Cross Correlation Technique
 1885

Cross Spectral Method
 1970 2651

Cruisers
 2113

Current Collectors
 2431

Curve Fitting
 1534 1506

Curved Beams
 1694 115
 1695

Curved Ducts
 2201 1312 1228

Curved Pipes
 1734 2195
 1954

Curved Plates
 2177

Curved Rods
 1200 2563

Cushioning
 use Impact Shock Insulation

Cushioning Materials
 use Packaging Materials

Cutting
 2494 1355 1356 268 939
 758

Cyclic Loading
 571 1442 1884 1676 1739
 1862 2004
 2172
 2562

Cylinders
 1440 661 1432 163 854 1025 366 97 648 819
 1700 1441 1852 463 1484 1735 386 387 818 1439
 1951 1942 1943 1714 2005 406 1207 1308 1649
 2062 2463 2405 876 1437 1438 1699
 2602 2603 2475 1206 1468
 2516 1608
 1908

Cylindrical Bearings
 1922

Cylindrical Bodies
 use Cylinders

Cylindrical Cavities
 1971

Cylindrical Shells
 400 401 412 2193 134 135 136 817 398 399
 690 831 832 2593 954 385 1217 648 419
 1220 1041 1042 1044 1045 1737 798 669
 2190 1951 1702 1714 1185 1038 1039
 1952 2594 1218 1459
 2592 1458 2189
 2188 2399
 2529

Cylindrical Tubes
 use Cylinders and Tubes

- D -

Damage Prediction
 1071 402 124 906 567
 1701 1252 947

Damped Structures
 2231 482 1583 614 2665 816 518 2039
 2571 1912 1833 1444 2088
 2272

Abstract
 Numbers: 1-254 255-554 555-748 747-927 928-1131 1132-1335 1336-1582 1583-1844 1845-2056 2057-2284 2285-2489 2490-2684

Volume 14
 Issue: 1 2 3 4 5 6 7 8 9 10 11 12

Dampers
 1260 171 2432 1774 2236 467 1258
 1944 2566 2637
 1994

Damping
 1510 1511 1512 14 1785 786 877 1358 799
 1700 2102 364 2239
 1860 2242 944 2429
 2372

Damping Coefficients
 370 361 22 73 2164 625 1776 267 18 1779
 470 461 112 363 2204 2155 2156 2547 148
 1410 2431 362 613 2244 2245 348
 2280 993 708
 2430 1623 1618
 2243 1868

Damping Effects
 2240 761 2282 1494 1185 2398
 1201 2184 2638
 2241

Damping Values
 use Damping Coefficients

Dams
 1370 1371 1372 953 24 25 26 1147 2089
 2090 1841 1842 1063 954 1826 1567
 2091 2092 1863 1864

Dashpots
 467

Data Processing
 510 721 432 454 55 717 978 719
 2252 714 725 2127 2448 2129
 2452 1084 2329
 2274 2649

Data Recorders
 1093

Data Reduction
 use Data Processing

DDAM (Computer Programs)
 1566

Deceleration
 870

Density (Mass/Volume)
 498

Design Procedures
 331 2549

Design Techniques
 1430 1421 232 1463 1244 1265 1176 467 108 1439
 1760 1571 612 1683 1464 1375 1376 807 288 1749
 2120 1761 672 1753 1744 1605 1686 1377 538
 2480 1931 932 1823 1754 1755 1756 1607 948
 1762 1843 1824 1657 1438
 2002 1844 1757 1668
 2054 1758
 1908

Detectors
 484

Diagnostic Instrumentation
 1802 2267 208 1799

Diagnostic Techniques
 730 731 202 203 204 505 2266 907 908 1289
 1800 1801 502 503 504 1095 2456 1287 2028
 732 1803 2265 1587 2268
 2455

Diesel Engines
 2070 2071 562 1855 2286 557 1608 1869
 2296 1137

Difference Equations
 920

Differential Equations
 1301 1934 1915 1297
 2667

Digital Filters
 1491 1492 713 714 2646 1537

Digital Simulation
 1354 1658 679

Digital Techniques
 2410 491 2453 2214 725 726 487
 721 1095

Direct Integration Technique
 1598

Abstract
 Numbers: 1-254 255-554 555-746 747-927 928-1131 1132-1335 1336-1582 1583-1844 1845-2056 2057-2284 2285-2489 2490-2684

Volume 14

Issue: 1 2 3 4 5 6 7 8 9 10 11 12

Elastic Media
 1980 191 404 1737 2008
 831 1937
 2007

Elastic-Plastic Properties
 1568

Elastic Properties
 2581 712 1785 2446 2189
 1262
 2582

Elastic Systems
 1269

Elastic Waves
 430 422 483 685 846 847 848 429
 660 1242 1763 845 1306 1238 849
 2202 2413 1558 1969
 2312

Elastodynamic Response
 522 277
 1102

Elastohydrodynamic Properties
 710
 2370

Elastomeric Bearings
 91 1374 2548 1539
 1924

Elastomers
 612 613 2154 87 2148
 1083 97
 1903 1647
 2547

Elastoplastic Properties
 885

Electric Components
 1236

Electric Generators
 use Power Plants (Facilities)

Electric Power Plants
 use Power Plants (Facilities)

Electric Vehicles
 1235

Electromagnetic Properties
 841 1552

Electronic Instrumentation
 use Electronic Test Equipment

Electronic Equipment
 use Electronic Test Equipment

Electronic Test Equipment
 1750 1751 1752 1753 1756 1757 1758 1749
 1760 1761 2653 1759

Elevated Railroads
 2528

Enclosures
 570 2211 2212 2635
 1960

Energy Absorbers
 use Energy Absorption

Energy Absorption
 440 991 42 43 44 95 2056 97 948 599
 600 1881 602 343 994 1877 1878 2349
 1562 2143 1874 1907

Energy Balance Technique
 1674 1626

Energy Conversion
 994 1255

Energy Dissipation
 2189

Energy Methods
 1718 2399

Energy Transfer
 1038

Energy Transmission
 2183 2184

Engine Mounts
 1910

Engine Noise
 1780 71 1343 345 2296 937 1059
 2070 2071 1743 1165 977
 2600 1855

Abstract
 Numbers: 1-254 255-554 555-746 747-927 928-1131 1132-1335 1336-1582 1583-1844 1845-2056 2057-2284 2285-2489 2490-2684

Volume 14

Issue: 1 2 3 4 5 6 7 8 9 10 11 12

Fast Fourier Transformation
use Fast Fourier Transform

Fasteners

1420 202 813 1419

Fatigue Life

10 111 102 103 174 105 176 27 178 189
 150 471 472 173 184 175 476 197 188 359
 210 481 1232 183 474 185 566 477 328 579
 250 631 1262 593 504 475 1076 617 368 629
 270 931 1412 813 1014 605 1266 1007 478 709
 290 1521 1522 1263 1084 925 1416 1267 1268 739
 480 1781 1752 1513 1264 1265 1516 1397 1518 959
 960 2251 1782 1523 1514 1345 1526 1437 1948 1079
 1020 2441 2002 1783 1524 1385 1656 1517 1998 1379
 1160 2561 2032 2003 1714 1515 1676 1527 2158 1519
 1420 2641 2162 2093 2074 1525 2006 2107 2248 1569
 1520 2422 2363 2284 1755 2246 2247 2328 1689
 1690 2373 2444 1925 2326 2237 1929
 1750 2443 2005 2356 1999
 2000 2436 2159
 2250 2516 2249
 2440 2566 2329
 2500 2499
 2560

Fatigue (Materials)

480 481 883 2434 395 186 2437 878 879
 880 1081 2433 2435 2438 1729
 1080 2371 2439

Fatigue Strength

use Fatigue Life

Fatigue Tests

880 181 882 473 884 1926 177 1078 469
 980 881 2162 833 1784 2556 1077 1398 479
 2320 2001 2252 2374 2158
 2434

Fault Detection

use Failure Detection

Fiber Composites

440 221 2642 1263 1874 905 2006 1927 988 899
 1710 1961 2355
 2610 2441

Fiberglass

899

Fiber Optics

2030

Fibers

1513

Finite Difference Method

1746 2467

Finite Difference Technique

1740 1552 763 145 688 1209
 1709

Finite Difference Theory

use Finite Difference Technique

Finite Element Technique

220 221 382 93 114 145 366 237 108 579
 280 241 522 133 214 215 1556 667 468 829
 520 321 802 223 534 645 1566 997 528 1209
 530 521 942 373 834 915 1836 1017 798 1409
 540 621 1102 453 1044 1435 1936 1557 1288 1419
 640 631 1152 523 1154 1455 2036 2367 1708 1529
 1010 751 1312 743 1384 1545 2056 1738 2499
 1100 861 1822 793 1544 1585 2186 2008
 1220 1111 1872 1313 1704 1625 2276 2068
 1270 1691 2282 1673 1914 1865 2496 2578
 1320 1711 2682 1833 2314 1935 2598
 1370 1831 1903 2464
 1740 2481 1993 2514
 1830 2473 2674
 2270 2493
 2370
 2380
 2510

Finite Strip Method

131 1482 2177 168

Flanges

1605

Flexibility Coefficients

2372

Flexible Couplings

1682 367

Flexible Foundations

20 22 946
 750

Flexible Rotors

750 2 3 255 206 2057 2458 909
 1810 1922 2029
 2059

Abstract

Numbers: 1-254 255-554 555-746 747-927 928-1131 1132-1335 1336-1582 1583-1844 1845-2056 2057-2284 2285-2489 2490-2684

Volume 14

Issue: 1 2 3 4 5 6 7 8 9 10 11 12

Foams 1906 897

Foil Bearings 109

Follower Forces 126 817
1600 2166

Footings 21

Force Coefficients 284 565

Force Correction Method 1817

Force Measurement 484

Forced Vibration 1964 1485 1506 1989
1042
1992
2062
2182
2272

Forcing Function 464 2125

Forging Machinery 266 757 938 1139
1142 1138

Fossil Power Plants 1099

Foundation Excitation use Base Excitation

Foundations 23 1624 1495 276 247 278
20 161
1840 2311 253 2314 2305 646 277 288
1623 1146 1367 1138
1717 1368

Four Bar Mechanisms 1193 1304 2375 2068
2163

Fourier Analysis 2022 1534 726

Fourier Techniques use Fourier Analysis

Fourier Transformation 945 2216 868
1271
1511

Fourier Transforms use Fourier Transformation

Fracture Properties 440 2221 182 123 1224 1225 176 187 1529
812 1203 1714 1335 1226 647
1082 1223 1656 1227
2642 2643 1577

Framed Structures 2391 2205 388
2315 1028
2078
2578

Frames 820 1701 2173 124 146 1027
2390 234 2577

Free Vibration 2631 2594 825 666 2229
1545 2589

Freight Cars 1870 1901 962 233 964 1385 297 298 49
1647 299

Frequencies 2102 1514

Frequency Analysis 1343 896 2659
2266

Frequency Constraints 1119

Frequency Domain 1370 1371

Frequency Domain Method 331 1792 1923 1624 915 516 1537 888 49
431 2273 1715 536 2087 1389
2015 2266 2277

Frequency Equation 1693

Abstract Numbers: 1-254 255-554 555-746 747-927 928-1131 1132-1335 1336-1582 1583-1844 1845-2056 2057-2284 2285-2489 2490-2684

Volume 14

Issue: 1 2 3 4 5 6 7 8 9 10 11 12

Frequency Filters
1792 1289

- G -

Frequency Measurement
2010

Galerkin Method 826 1409

Frequency Meters 487

Galloping
1990 2425

Frequency Response
240 172 443 835 2256 457 418 119
1255 1828 529
2255
2515

Gas Bearings
1680 1681 1613

Gas Turbine Blades
621

Frequency Response Function
1250 1793 2268

Gas Turbine Engines
743

Frequency Transfer Function 2479

Gas Turbines 203 1079

Fretting Corrosion 477

Gear Boxes
630 2212

Friction
460 1771 505 106
1415

Gear Drives
1800

Gear Noise
772

Friction Bearings 106

Gear Teeth
631 366 2157 2158
906
1926
2456

Friction Excitation
2522 435 436
2426

Gears
810 511 632 1813 1184 1006 1417 1418
631 2372 1843 1844 2456
2371

Fuel Tanks 1037

Fulcrum 1785

Generators 2283 1346

Fundamental Frequency
394 275 656 657 1939
2395 1736
1886

Geometric Effects
680 2632 1594 1695 8 1339
1710 2184 1795 1948
2555

Fuzes (Ordnance) 2114

Geometric Imperfection Effects
385 707 1458
1548

Abstract
Numbers: 1-254 255-554 555-746 747-927 928-1131 1132-1335 1336-1582 1583-1844 1845-2056 2057-2284 2285-2489 2490-2684

Volume 14

Issue: 1 2 3 4 5 6 7 8 9 10 11 12

Hardened Structures
use Hardened Installations

Harmonic Analysis
1212 634 1499
1314

Harmonic Balance Method
1021 742 826 707 1388
1911 1482 1336

Harmonic Excitation
120 1911 563 846 705 1796 1457 118 169
400 2513 2574 2385 2636 2567 278 279
950 958 1109 2179

Harmonic Functions
1544

Harmonic Response
1340 461 93 1504 1815 1987 118
671 2167 2588

Harmonic Waves
221 643 869
1961

Head (Anatomy)
2141 2142 1898

Heat Exchangers
140 141 1463 1464 1465 1736 1467 208 1469
1470 421 1438 2199
1471

Heat Radiators
462 504

Heat Shields
1541 2122 2123 2124
2121

Heat Transfer
400 1592 1934

Heaviside Functions
1300

Helical Springs
2550

Helicopter Blades
use Propeller Blades

Helicopter Noise
70 71 66 327 588 609
1131 978
2111
2531

Helicopter Rotors
use Helicopters and Rotors

Helicopters
90 1171 72 323 604 5 326 67 68 69
610 1791 1172 1673 1834 325 606 1387 328 89
930 2553 1894 605 1336 1827 988 329
1170 1575 1927 1388 1659
1660 1665 2367 2338 2289
2530 1835
2555

Helicopter Vibration
2111 1665 2336 2337

Helmets
86 1899

Helmholtz Integral Method
2671 1244 1245

Helmholtz Resonators
425 2069
2415

High Frequencies
1295 1616 1617 2408

High Frequency Excitation
1768

High Frequency Response
262

High Speed Rotors
804

High Speed Transportation Systems
997

Highway Transportation
1976

Hingeless Rotors
786 2289

Hinges
2163

Abstract
Numbers: 1-254 255-554 555-746 747-927 928-1131 1132-1335 1336-1582 1583-1844 1845-2056 2057-2284 2285-2489 2490-2684

Volume 14

Issue: 1 2 3 4 5 6 7 8 9 10 11 12

Hitches
 use Drawbars

Hole-Containing Media
 1210 901 793 185 2606 1947

Holes
 1956

Holographic Techniques
 621 724 1275 2656
 2025
 2655

Holonomic Systems
 1297

Honeycomb Structures
 845 846 618

Housings
 1411

Hovercraft
 use Ground Effect Machines

Human Hand
 2140

Human Head
 use Head (Anatomy)

Human Organs
 use Organs (Biological)

Human Response
 60 81 82 83 84 75 76 67 38 789
 70 611 792 333 1404 85 86 77 78 1179
 790 791 2342 1403 2344 335 1156 1177 578 1899
 2331 2542 1573 2544 1405 1666 2137 788 2139
 2341 2343 1665 2136 1178
 2543 2545 2138

Hunting Motion
 963 964 296 1647 298

Hydraulic Dampers
 2151

Hydraulic Equipment
 1142 268 1856 337 2028

Hydraulic Seals
 1685

Hydraulic Servomechanisms
 416 417

Hydraulic Systems
 1607 2069

Hydrodynamic Bearings
 1132 1677

Hydrodynamic Excitation
 1370 301 2092 514 805 1646 269
 411 954 1475 1649
 1371
 2091

Hydroelectric Power Plants
 556 958

Hydrofoil Craft
 393

Hydrophones
 196
 716

Hydrostatic Bearings
 1509

Hydrostatic Drives
 2046

Hyperbolic Parabolic Shells
 1044

Hysteretic Damping
 2000 761 123 1054 1775 1896 1108 1259
 2241 613 2088 1699
 1053

- 1 -

Ice
 305 1818 689
 1205 1819

Icebreakers (Ships)
 305

Ice Removal
 1626

Abstract
 Numbers: 1-254 255-554 555-746 747-927 928-1131 1132-1335 1336-1582 1583-1844 1845-2056 2057-2284 2285-2489 2490-2684

Volume 14

Issue: 1 2 3 4 5 6 7 8 9 10 11 12

Impact Dampers
use Shock Absorbers

Impact Force

1434
1704

Impact Load Prediction
1250

Impact Noise

564 696

Impact Paris

1905

Impact Response

1940 441 702 1203 1204 1015 446 1247 2008 329
651 2142 2224 1205 1936 1357 2218 439
1941 2424 1735 2276 1937 699
2221 2446 2007 1139

Impact Shock

2500 51 2133 1884

Impact Testing

use Impact Tests

Impact Tests

440 622 1023 714 725 1906 1877 598 769
770 992 1043 1024
1090 1022 1083
1160

Impedance Technique

331 1532 905 936 1857
1535 1506
1625

Impedance-Matching Technique

2616

Impellers

1604 1676 1347

Impulse Intensity

438

Incipient Failure Detection

1803

Inclusion

1042

Incremental Methods

1269

Indicial Method

2228

Indirect Fourier Transform

2216

Industrial Facilities

550 611 842 843 844 156 2617 2208 949
1061 1403 1129
2209

Industrial Noise

use Industrial Facilities and Noise Generation

Inertial Forces

1733 2044 2156

Infinite Domain

1551 1552 1553 1554 1555 1556
1572

Infinite Element Technique

523
1553

Influence Coefficient Matrix

use Influence Coefficient Method

Influence Coefficient Method

1810 1392 2315 2457 909

Initial Deformation Effects

1200 1195 1197 1459

Initial Value Problems

use Boundary Value Problems

Instrumentation

912

Instrumentation Mounts

2148

Instruments

use Instrumentation

Insulation

498

Integral Equations

1299

Abstract

Numbers: 1-254 255-554 555-746 747-927 928-1131 1132-1335 1336-1582 1583-1844 1845-2056 2057-2284 2285-2489 2490-2684

Volume 14

Issue: 1 2 3 4 5 6 7 8 9 10 11 12

- J -

Jet Engines

1994 1399

Jet Noise

2600 1741 982 784 307 1058 1069
1892 2624 1057 1399
2407

Joints (Junctions)

390 111 812 423 424 1995 117 368 389
2560 811 1232 2173 814 1927 1928 1929
1081 1442 2373 1054 2159
2161 1582 2094
2561 2162 2374

Journal Bearings

360 361 1922 1413 1005 806 807 808 1769
750 1921 1425 2156 2287 1678 2059
1920
2370

- L -

Lagrange Equations

740 2665

Laminates

use Layered Materials

Landing

2331 2133

Landing Fields

use Aircraft Landing Areas

Landing Gear

65

Landing Impact

use Landing and Impact Shock

Landing Shock

use Landing and Impact Shock

Landing Simulation

use Landing and Simulation

Abstract

Numbers: 1-254 255-554 555-746 747-927 928-1131 1132-1335 1336-1582 1583-1844 1845-2056 2057-2284 2285-2489 2490-2684

Volume 14

Issue: 1 2 3 4 5 6 7 8 9 10 11 12

Laplace Transformation

1042 2315 119
1112 2039
2462

Large Amplitudes

2590 1414 825 1456 1429
1706 2579

Lasers

24 25 336 1808 2259

Lateral Response

100

Lateral Vibration

2552 556 747
1687

Lathes

1354

Launchers

992 2116

Launching

1282

Launching Response

1176

Layered Damping

482

Layered Materials

1710 221 532 2393 1434 185 136 128 279
2440 471 2382 425 886 428 829
701 2175 1718 869
1951 2315 2579
1961
2181

Leaf Springs

2549

Least Squares Method

735 206 2477 1828 2029
2015

Liapunov's Method

use Lyapunov Functions

Life Line Systems

1737 2198

Lifting Surface Theory
2072

Line Source Excitation
427

Linear Analysis
use Linear Theories

Linear Damping
use Viscous Damping

Linear Systems
1510 2462 1115 888

Linear Theories
2055 747

Linings
1262 1608 1059

Linkages
633 634 735 1193 1008 89

Liquid Filled Containers
use Fluid Filled Containers

Locomotives
617 1869

Longitudinal Response
100 1013 1213 1169

Longitudinal Vibration
1432 953 2567 1939
1863
2563

Longitudinal Waves
1693

Loosening
1419

Loss Factor
661

Loss-of-Coolant Accident
1639

Loves Shell Theory
1950

Low Frequencies
2602 1873 795 2676 2408 1589
2125 2418

Lubrication
360 1591 1412 1923 2044 935 1416 757 359
1410 1592 2154 629

Lumped Mass Method
use Lumped Parameter Method

Lumped Parameter Method
1881 283 467 2118
413 2547 2238
2633

- M -

Machine Diagnostics
use Diagnostic Techniques

Machine Drives
1601

Machine Elements
use Machinery Components

Machine Foundations
1912 2204 1367

Machine Noise
use Machinery Noise

Machine Tools
1611 1143 2494 1355 2496 267 268 759
2495 2497 2269

Machinery
1610 511 502 2234 339

Machinery Components
2002 183 2276

Machinery Foundations
use Machine Foundations

Machinery Noise
861 683 1244 1245 157 1358
1974 1975 1327

Abstract
Numbers: 1-254 255-554 555-746 747-927 928-1131 1132-1335 1336-1582 1583-1844 1845-2056 2057-2284 2285-2489 2490-2684

Volume 14

Issue: 1 2 3 4 5 6 7 8 9 10 11 12

Machinery Vibration
 533 996 509
 1406 919
 1666
 2266

Magnetic Bearings
 1003 107

Magnetic Damping
 96

Magnetic Properties
 2450

Magnetic Vehicle Suspensions
 548 549

Magnetoelastic Vibrations
 1455

Magnetoelasticity
 1775

Magneto hydrodynamics
 1402

Mailboxes
 1880

Mappings (Mathematics)
 1311 2203

Marine Engines
 810 752 753 557

Marine Propellers
 2326 2097

Marine Risers
 1644 1645 1646 1429
 1644

Masonry
 1480 2508 2509

Mass Beam Systems
 2095 1436

Mass Coefficients
 635 2668

Mass Matrices
 215 2036

Mass-Plate Systems
 2590

Mass-Spring Systems
 1915

Material Damping
 800 1261 1433 2235 1996 877
 1777

Mass Transportation
 351

Matched Asymptotic Expansion Technique
 2473

Material Damping
 1997
 2487

Materials
 2023 1088

Materials Handling Equipment
 554 565
 1615

Mathematical Modeling
 use Mathematical Models

Mathematical Models
 30 1111 972 203 524 525 6 217 48 219
 80 1561 1352 283 604 1625 216 267 158 919
 570 1891 2142 523 744 1825 526 917 218 1009
 1110 2061 743 924 2045 576 957 918 1109
 1560 933 974 2525 916 1827 1678 1819
 1870 2123 1634 1286 2027
 2140 1716
 1776
 2476

Mathematical Programming
 1158

Mathieu Functions
 1118

Matrix Functions
 224 1547

Matrix Methods
 2350 215 1546 2668
 2465

Abstract
 Numbers: 1-254 255-554 555-746 747-927 928-1131 1132-1335 1336-1582 1583-1844 1845-2056 2057-2284 2285-2489 2490-2684

Volume 14

Issue: 1 2 3 4 5 6 7 8 9 10 11 12

Maximax Response
1357 1408

Maximum Entropy Method
1642

Maximum Likelihood Method
922

Maxwell Modeling Technique
2245

Mean Square Response
219

Measurement Instruments
use Measuring Instruments

Measurement Techniques
490 691 1272 193 94 625 1126 1667 198 969
970 891 2342 2533 1794 1065 1156 1777 898 1869
1060 1081 2532 1535 1276 2657 2558 2019
1530 1531 2652 2255 1476 2259
2060 2021 2625 2256
2430 2611 2626

Measuring Instrumentation
use Measuring Instruments

Measuring Instruments
890 1791 192 193 24 25 196 487 488 489
900 1272 1533 1084 195 486 2257 898 889
1620 2653 2644 485 1536 2448 2009
2220 2654 895 2449
2410 1085
2235

Measuring Techniques
use Measurement Techniques

Mechanical Admittance
824 1535
2605

Mechanical Drives
105 1006
365

Mechanical Impedance
1533 824 1215 1336 898 1819
1818

Mechanical Reliability
use Reliability

Mechanical Systems
2272

Mechanisms
1290 1292 1683 1304 466 2068 1809

Membranes
use Membranes (Structural Members)

Membranes (Structural Members)
540 1702 643 1935 666 1947 1208 1029
1140 1443 2177
2580 1703

Metal Working
470 1 1612 564 938 939

Metals
2250 1771 883 1775 1996 187 188
2001 2446 447 1518
877
1077

Method of Characteristics
1743 2608

Method of Steepest Descent
use Steepest Descent Method

Military Facilities
451 452 437

Mindlin Theory
1030 2593

Mines (Excavations)
29

Minimax Technique
735

Minimum Weight Design
2480 772 314 1119
1939

Mining Equipment
2093 28 29

Min-Max Technique
948

Missile Components
1175

Abstract

Numbers: 1-254 255-554 555-746 747-927 928-1131 1132-1335 1336-1582 1583-1844 1845-2056 2057-2284 2285-2489 2490-2684

Volume 14

Issue: 1 2 3 4 5 6 7 8 9 10 11 12

Mufflers
793 995 2657

Multibeam Systems
1938

Multidegree of Freedom Structures
use Multidegree of Freedom Systems

Multidegree of Freedom Systems
1500 761 2423 164 465 1106 517 638 459
2634 2275 707 1008 2229
1068
2238
2658

Multistory Buildings
150 761 222 273 14 1495 2506 17 1618 1619
820 941 942 763 944 2205 1027 1859
940 1622 943 1364 2505 2507
1620 2082 2053
2083

- N -

Narrow-Band Excitation
304

NASTRAN (Computer Programs)
1872 743 1566 1257
1557

Natural Frequencies
530 101 392 113 264 125 326 137 18 399
620 641 632 623 964 1045 666 267 298 459
640 1001 1202 723 1044 1465 786 897 378 619
820 2181 1642 743 1694 1695 816 1087 418 1219
830 2191 1712 763 1734 1815 936 1107 648 1709
1000 2511 1732 993 2254 1825 1346 1697 668 1909
1120 1772 1013 1895 1596 2117 798 1939
1220 2572 1163 2205 1746 2177 828 2299
2280 1583 2585 1886 2227 1208
2460 1713 1916 2577 1868
2550 1833 2176 2657 2118
2580 1863 2396 2178
2173 2506 2418
2573 2558
2583 2568
2668

Natural Vibrations
2384

Navier-Stokes Equations
2044

Noise Analyzers
2317
2447

Noise Barriers
291 1762 765 856 697 698 859
2521 1962 857 2408
1487
2487

Noise Control
use Noise Reduction

Noise Generation
1610 611 432 433 324 85 436 237 308 29
1630 771 662 1243 354 265 1236 607 648 129
2210 1031 842 1353 844 355 1356 1387 968 999
1401 982 1403 894 435 2206 2617 1028 1919
1661 1612 1493 1004 765 2606 1138 2209
1741 1892 1973 1944 965 2108
1871 2522 2543 1235 2208
2071 2615 2338
2371 2655 2368
2551 2608

Noise Measurement
560 71 722 333 54 55 56 987 1638 59
900 691 1662 1633 2344 1085 776 1157 1648 609
970 1631 2022 2533 1396 1637 969
1400 2021 1636 2617 1839
1530 2111 2406 1869
1630 2531 2449
2551

Noise Meters
use Sound Level Meters

Noise Path Diagnostics
2651

Noise Prediction
1610 71 432 783 584 5 586 7 1058 59
1650 2211 1662 1483 1634 155 1186 157 1318 79
2530 2492 1974 325 1976 327 1848 159
2344 585 2536 437 2109
2364 1245 987
1635 2327
1975
2535

Abstract
Numbers: 1-254 255-554 555-746 747-927 928-1131 1132-1335 1336-1582 1583-1844 1845-2056 2057-2284 2285-2489 2490-2684

Volume 14

Issue: 1 2 3 4 5 6 7 8 9 10 11 12

Noise Propagation
use Sound Propagation

Noise Reduction

50 31 592 53 144 75 66 57 28 29
 550 541 862 573 334 345 156 587 88 309
 570 591 972 773 344 425 366 747 308 569
 590 691 1062 843 784 795 766 937 588 589
 630 971 1492 973 844 985 966 967 618 679
 1230 1061 1612 1163 984 1165 976 977 698 939
 1360 1491 2212 1243 1944 1635 1236 997 938 999
 1700 1631 2332 1573 2274 1855 1636 1137 988 1059
 1910 2101 2063 2284 2355 2206 1157 1028 1069
 2210 2331 2153 2504 2415 2316 1177 1058 1129
 2520 2521 2523 2534 2555 2496 1327 1638 1349
 2640 2683 2684 2615 1607 2208 1619
 1637 1879
 1847 2209
 1957 2519
 2097 2609
 2207
 2327
 2407
 2417
 2487
 2617

Noise Shielding

1137

Noise Source Identification

1970 2651 562 2613 66 1399
 2070 1802 266 1869
 1972 1879
 2022
 2612

Noise Tolerance

75 76
 2136

Noise Transmission

2327 839
 2537
 2627

Nonconservative Forces

1446

Noncontacting Probes
use Proximity Probes

Nondestructive Testing
use Nondestructive Tests

Nondestructive Tests

500 1331 902 503 1334 1335 1096 727 248 199
 1130 1581 1332 903 1786 1797 1578 499
 1580 1582 1333 1579
 1963

Nonlinear Analysis
use Nonlinear Theories

Nonlinear Damping

1678 1679

Nonlinear Response

1011 1012 1705
 2672 2055

Nonlinear Stiffness

1678 1679

Nonlinear Systems

742 2273 2674 2269
 1302

Nonlinear Theories

872 1704 1935 1817 1548
 2565 2578
 2575

Nonlinear Vibration

1450 2035 1456 2038 1269

Nonparametric Identification Technique

1563

Normal Density Functions

916

Normal Modes

2271 1485 626 2117
 2476

Nozzles

1741 1892

Nuclear Explosion Detection

454

Nuclear Explosion Effects

1321 1322 863
 1323

Nuclear Explosions

700 445 746 2219
 1486 2419

Abstract

Numbers: 1-254 255-554 555-746 747-927 928-1131 1132-1335 1336-1582 1583-1844 1845-2056 2057-2284 2285-2489 2490-2684

Volume 14

Issue: 1 2 3 4 5 6 7 8 9 10 11 12

Nuclear Fuel Elements

1464 768
1438

Nuclear Power Plants

30 1721 272 1063 1224 285 16 287 408 1149
1720 1841 352 1153 1374 915 286 497 1098
572 1223 1724 1225 1046 1097 1378
762 1373 2244 1725 1226 1227 2258
1152 2223 1466 2318
1362 2263 1726 2598
1722 1866
1842
2262

Nuclear Reactor Components

200 1151 1222 513 1224 1225 1226 207 2318 209
1421 1272 1153 1375 1376 1227 369
2262 1223 1865 1836 1377
1723 1955

Nuclear Reactor Containment

343 1866

Nuclear Reactors

200 32 343 285 16 207 239
1150 513 1365 1536 767 1319
1233 2485 1866 2317 1639
2023 2515
2603

Nuclear Weapons Effects

1253

Numerical Analysis

2620 1511 1562 223 224 955 226 227 529
2670 2201 2672 1703 1314 1816
2671 2673 1584
2614
2674

Numerical Methods

527 2278

- O -

Oceans

153 694 687 689
693

Off-Highway Vehicles

993 45 578

Off-Shore Structures

250 961 1642 33 1154 1016 1867 1868 289
290 1641 2172 223 2094 1426 2517 2088 959
780 2311 2512 1643 1826 2518 1379
960 2516 2319
1010
1380
1640
1850
2320

Oil Whip Phenomena

2287

Opening-Containing Media

1479

Openings

1560

Optical Methods

1627 179

Optimization

350 1931 93 1324 2145 536 1758 1119
1940 533 1824 1196 1779
2480 1823 2574 2026 1909
2353 2496

Optimum Control Theory

219

1829

Optimum Design

394 1436 137 518
1677

Orthotropic Plates

use Plates and Orthotropism

Orthotropism

130 392 1713 1215 2586 2178
1450

Oscillating Conveyors

1617

Oscillation

330 674

Abstract

Numbers: 1-254 255-554 555-746 747-927 928-1131 1132-1335 1336-1582 1583-1844 1845-2056 2057-2284 2285-2489 2490-2684

Volume 14

Issue: 1 2 3 4 5 6 7 8 9 10 11 12

Oscillators
 2042 464 705 1086 1247 168
 2352 1505 1856 438
 2665

Oscilloscopes
 715

Overdamping
 2238

- P -

Packaging
 1750 1752

Packaging Materials
 2144 1908

Panel-Cavity Response
 650

Panels
 590 651 542 653 1444 425 897 398 1209
 650 821 652 1163 1574 1945
 1944 2355
 2174

Pantographs
 640

Paper Products
 1243

Parameter Identification Technique
 1390 141 532 923 1354 535 986 1117 518 1389
 1660 231 922 1564 1315 1316 2677 2478 1659
 2050 531 1352 1825 1826 2678 2279
 2280 761 1622 2505 2479
 1891

Parametric Excitation
 1601 1705 2576 1547 1118 2669
 2675

Parametric Response
 300 1134 1388

Parametric Vibration
 230

Passenger Vehicles
 1878 1879

Passive Isolation
 2149

Pattern Recognition Techniques
 503

Pavements
 282 27
 902

Pendulums
 1911 1254

Periodic Excitation
 1301 113 464 1305 1456 1347 318 1999
 1541 1503 1894 1905 1896 2017 1938
 2123 2515 1946 2597 2038

Periodic Response
 1200 742 1173 1305 958 49
 2180 1482 1008 1269
 1772 1368
 1942

Periodic Structures
 264 1895 136 2568 619
 644 2095
 2254

Perturbation Theory
 920 1033 1454 705 166 167 168
 1450 1504 1005 1217 1118
 1105 2517 2228
 2035

Phase Data
 732 1833

Phase Effects
 2232

Phase Method
 2430

Photoelastic Analysis
 724 1275 1806 198 199
 1528

Photographic Techniques
 1794

Abstract
 Numbers: 1-254 255-554 555-746 747-927 928-1131 1132-1335 1336-1582 1583-1844 1845-2056 2057-2284 2285-2489 2490-2684

Volume 14

Issue: 1 2 3 4 5 6 7 8 9 10 11 12

Polyphase Operation 1505

Polymers 211 1998

Polyurethane Resins 1906

Pontoon Bridges 566 269

Pontryagin's Principle 1436

Porous Materials 360 2637

**Power Generators (Electric)
use Electric Power Plants**

Power Plants (Facilities)
1470 31 272 1373 285 286 287 1099
1570 91 352 556 497 1379
1930 611 1472 957 1469
1471 1562 1837

Power Series Method 2243

Power Spectra 1311 1764 318

Power Spectral Density
1790 2501 2613

Power Transmission Systems
512 1609

Prediction Techniques
962 1175 476 2128 2439 2438

Presses 1358

Pressure Gages 1538

Pressure Vessels
571 395 1866 1149

Prestressed Structures 1199

Printing 1243

Probability Density Function 1797 228 2048

Probability Theory 1481 1197

Proceedings
1570 1571 242 2283 1324 926 1837 1838 1569
1572 2284 1126
2486

Propellants 74

Propeller Blades
610 1791 72 1673 604 5 606 2367 2338 69
1172 2553 1164 1835 1186 2368 1409
1834
2064
2554

Propeller Induced Excitation
322 983

Propeller Noise
1540 591 592 155 586 587 608 589
1121

Propellers 324 2108 1919 2109

Propulsion Systems
251 252

Protective Shelters 2222

Protective Shields
1160 1173 2115 1896 1897

Proximity Probes
2450 2653 636 508

Pulse Analyzers 194 1274

| | | | | | | | | | | | | |
|-----------|-------|---------|---------|---------|----------|-----------|-----------|-----------|-----------|-----------|-----------|-----------|
| Abstract | | | | | | | | | | | | |
| Numbers: | 1:254 | 255-554 | 555-746 | 747-927 | 928-1131 | 1132-1335 | 1336-1582 | 1583-1844 | 1845-2056 | 2057-2284 | 2285-2489 | 2490-2684 |
| Volume 14 | | | | | | | | | | | | |
| Issue: | 1 | 2 | 3 | 4 | 5 | 6 | 7 | 8 | 9 | 10 | 11 | 12 |

Rotating Structures

801 1702 1443 264 2285 2176 2387 1548
 1431 1822 2396 2068
 2282 2118
 2552

Rotatory Inertia Effects

130 101 682 823 1204 115 1706 128 659
 620 1211 2552 2393 645 2586 829
 2610 2593 655 1019
 1045

Rotor Bearing Systems

use Rotors

Rotor Blades (Turbomachinery)

1574 2555 358 1409
 1408

Rotor Blades (Rotary Wings)

use Propeller Blades

Rotor Bow

1595

Rotors

90 171 2 3 4 5 206 257 68 89
 260 341 72 1133 104 255 256 747 258 109
 340 931 1132 1593 364 555 556 1337 748 259
 610 1171 1342 2553 1194 1135 786 1387 1338 539
 750 1341 1852 1584 1585 1336 1587 1588 749
 910 1591 2062 1594 1595 1586 2057 2288 929
 930 1811 2682 1774 2555 1596 2458 1339
 1590 1851 1994 1589
 1810 2291 2164 2029
 2060 2491 2554 2059
 2290 2289
 2490
 2530

Rotors (Machine Elements)

use Rotors

Rubber

use Elastomers

Runge-Kutta Method

113 1629

Runways

27

- 8 -

Safety Belts

use Seat Belts

Safety Devices

372

Safety Factor

18

Safety Restraint Systems

1381 34 2546
 294

Sand

1862
 2312

Sandwich Laminates

use Sandwich Structures

Sandwich Panels

use Panels and Sandwich Structures

Sandwich Structures

650 2571 1452 823 1444 125 1696 897
 1712 2174 1545 2386 2167

Satellite Antennas

use Spacecraft Antennas

Satellites

990 332 1283 1037

Saws

1140 1141 1853 1356
 2140

Scaling

1540 2661 1382 54 1376 729

Scotch Yoke Mechanism

1597

Screening

2020 1789

Screws

813

Abstract

Numbers: 1-254 255-554 555-746 747-927 928-1131 1132-1335 1336-1582 1583-1844 1845-2056 2057-2284 2285-2489 2490-2684

Volume 14

Issue: 1 2 3 4 5 6 7 8 9 10 11 12

Screw Translational Symmetry
1770

Seals

370 371 112 1933 1194 815 636
1931 1932 1424 1425 2376
2432 1684 1685
2164

Seat Belts

1381 34 2546
294

Seats

993

Segmented Film Dampers
1260

Seismic Analysis

451 452 453 1725 1496 1507 949
1841 1842 2067

Seismic Barriers

1494

Seismic Design

30 501 352 243 244 245 146 17 408 149
1840 941 942 253 285 246 247 948 289
2090 1051 952 343 2085 496 287 1068 369
2190 1361 353 2305 946 547 1478 409
1621 943 1946 1477 2078 1149
2281 1913 2306 2507 2508 1479
2143 2079
2303 2169
2509

Seismic Excitation

1860 21 1112 1063 124 915 16 797 18 459
2390 1861 1222 1884 945 2076 1068
2510 2391 2422 2094 2308
2354
2404

Seismic Isolation

91 87

Seismic Response

150 241 402 23 274 15 26 377 368 1149
450 681 412 33 764 135 276 517 768 1369
840 1481 1152 403 1094 1225 286 767 1108 1859
1310 1701 1232 273 1364 1365 376 1737 1698 2399

(cont'd)

Seismic Response (cont'd)

2080 1362 1053 1864 1375 1026 2307 1728
2170 2082 1153 2244 1955 2086 2567 2198
2262 1223 2264 2075 2186 2318
1233 2304 2225 2306 2418
1253 2485
1373
1863

Seismic Response Spectra

289

Seismic Waves

161 1983 1325 1457 449
1281 1495 2469
2629

Self-Excited Vibrations

871 774 165 1856 1989
1194 465 2269
2495

Sensitivity Analysis

1722 1823 1824 1686

Shaft Runout

1595

Shafts

370 1 262 263 754 755 2286 1007 508 1599
730 171 372 753 1134 1345 1597 558
1260 1601 752 1133 1344 2285 2287 738
1340 932 1593 1924 2287 1598
1600 1342 2043 2058
2490 1592

Shafts (Machine Elements)

use Shafts

Shakedown Theorem

885

Shakers

2340 2262 1873 2264 2307 2119
2390

Shear Deformation Effects

use Transverse Shear Deformation Effects

Shear Waves

1281 486 1368 1249
2629

Abstract

Numbers: 1:254 255-554 555-746 747-927 928-1131 1132-1335 1336-1582 1583-1844 1845-2056 2057-2284 2285-2489 2490-2684

Volume 14

Issue: 1 2 3 4 5 6 7 8 9 10 11 12

| | | | | | | | | | | |
|-------------------------------------|------|------|------|------|------|------|------|------|------|------|
| Shell Theories | | | | | | | | | | |
| 1950 | | | | | 1916 | | | | | |
| Shells | | | | | | | | | | |
| 400 | 401 | 412 | 133 | 134 | 135 | 136 | 137 | 138 | 399 | |
| 540 | 671 | 682 | 1043 | 404 | 385 | 1216 | 627 | 398 | 669 | |
| 1040 | 831 | 832 | 1953 | 1044 | 1045 | 1546 | 667 | 668 | 989 | |
| 1120 | 1041 | 1042 | 2193 | 1704 | 1715 | 2186 | 1217 | 798 | 1039 | |
| 1220 | 1831 | 1952 | 2593 | 2594 | 2185 | 2596 | 1717 | 1038 | 1269 | |
| 1460 | 1951 | 2142 | | | 2595 | | 1737 | 1458 | 1459 | |
| 1830 | 2191 | 2192 | | | | | 2187 | 1718 | 2189 | |
| 1950 | 2511 | 2412 | | | | | 2397 | 2188 | 2399 | |
| 2190 | | 2592 | | | | | 2597 | 2398 | 2529 | |
| 2610 | | | | | | | | | | |
| Shells of Revolution | | | | | | | | | | |
| 1830 | 1831 | | | | | | 2186 | 1717 | | |
| Ship Anchors | | | | | | | | | | |
| | | | 1884 | | | | | | | |
| Ship Cabins | | | | | | | | | | |
| 580 | | | | | | | | | | |
| Ship Hulls | | | | | | | | | | |
| | 582 | 303 | | | | | | | 2529 | |
| Ship Noise | | | | | | | | | | |
| 1540 | | | | | | | | | | |
| Ship Rolling | | | | | | | | | | |
| | | | | | | | | | 2429 | |
| Ship Vibration | | | | | | | | | | |
| | | | | | 85 | | | | | |
| Shipboard Equipment Response | | | | | | | | | | |
| | 2171 | 302 | | | 975 | 1096 | | | 1566 | |
| Shipboard Machinery | | | | | | | | | | |
| | | | | | 94 | | | | | |
| Shipping Containers | | | | | | | | | | |
| | | | 443 | | | | | | | |
| Ships | | | | | | | | | | |
| 580 | 581 | 52 | 53 | 304 | 85 | 976 | 227 | 338 | 2099 | |
| 780 | 781 | 582 | | 974 | 305 | | 2097 | 2098 | | |
| 1650 | 1031 | | | | 865 | | | | | |
| Shock Absorbers | | | | | | | | | | |
| | 40 | 2351 | 232 | 1933 | 1904 | 1905 | | 97 | 338 | 339 |
| 1670 | | | 992 | | | | | 337 | | 1329 |
| | | | 1932 | | | | | 797 | | 1669 |

| | | | | | | | | | | |
|-------------------------------|------|------|-----|------|------|------|------|------|-------------|---|
| Shock Absorption | | | | | | | | | | |
| | | | | | | | | | 2144 | |
| Shock Excitation | | | | | | | | | | |
| | | | | | | | | | 1852 | 1984 2215 |
| | | | | | | | | | 1892 | 1949 |
| Shock Isolators | | | | | | | | | | 2146 |
| Shock Loads | | | | | | | | | | |
| | | | | | | | | | | use Shock Excitation |
| Shock Measurement | | | | | | | | | | |
| | | | | | | | | | | use Measurement Techniques and Shock Response |
| Shock Resistant Design | | | | | | | | | | 1566 |
| Shock Response | | | | | | | | | | |
| 2630 | 2391 | 312 | 193 | | | | | | | |
| Shock Response Spectra | | | | | | | | | | |
| | | | | | | | | | 443 | 2216 |
| Shock Tests | | | | | | | | | | |
| | | | | | | | | | 492 493 494 | 1156 1798 |
| | | | | | | | | | 904 | 2026 |
| Shock Tube Testing | | | | | | | | | | |
| | | | | | | | | | 163 444 | 1497 |
| | | | | | | | | | 2223 | |
| Shock Tubes | | | | | | | | | | 1766 |
| Shock Wave Propagation | | | | | | | | | | |
| 1070 | 401 | 162 | 703 | 704 | 455 | 1246 | 447 | 1248 | 2109 | |
| 1090 | 1981 | | | 864 | 1475 | 1766 | 1977 | 1978 | | |
| 1980 | 2421 | | | 1064 | 1985 | | 2217 | 2278 | | 2628 |
| Shock Wave Reflection | | | | | | | | | | |
| | | | | | | | | | 163 | 865 |
| | | | | | | | | | | 1979 |
| | | | | | | | | | | 1985 |
| Shock Waves | | | | | | | | | | |
| 160 | 191 | 1032 | 653 | 704 | 2365 | 746 | 1497 | 138 | 1069 | |
| 2420 | 701 | 1832 | 703 | | | | 1767 | 448 | 1249 | |
| | 1951 | 2052 | 863 | | | | | | 1639 | |
| | | | | | | | | | 1851 | |
| Shrouds | | | | | | | | | | |
| | | | | | | | | | 102 | 624 626 |

Abstract
Numbers: 1-254 255-554 555-746 747-927 928-1131 1132-1335 1336-1582 1583-1844 1845-2056 2057-2284 2285-2489 2490-2684

Volume 14

Issue: 1 2 3 4 5 6 7 8 9 10 11 12

Sound Insulation
use Acoustic Insulation

Sound Level Meters
2400 212
2650

Sound Measurement
1970 1885 196 889
2410 1056

Sound Power Levels
1960 1244 1245 2066
2626

Sound Pressure Levels
2211 2295 157

Sound Propagation
860 851 842 1743 154 145 856 677 8
1050 1201 1312 2203 1544 695 1236 687 158
1060 1231 1952 2493 1976 837 688
1971 2072 2096 2607 1228
2041 2202 2196 1738
1958

Sound Reflection
2620 151 1237 1049
1271

Sound Transmission
390 831 2212 13 94 406 117 1048 389
650 1271 423 684 2626 987 1049
2680 2201 583 1444 2627 1229
2503 1959
2679

Sound Transmission Loss
850 2611 2403 1234 2676 2647 678

Sound Waves
1050 1271 422 483 694 686 427 428 429
1740 2621 632 663 854 1206 1207 848 849
2600 2412 693 1484 1216 2587 1488 2599
2620 2622 1973 2614 2476 2618 2619
2413 2596
2603
2623

Spacecraft
990 331 322 73 74 1575 1176 787 1548 989
2150 1781 732 1283 1564 1895 1286 2117 2118
2340 1282 1563 1664

Spacecraft Components
1284

Spacecraft Equipment
1757

Spacecraft Equipment Response
1755

Space Shuttles
2120 1541 322 1173 74 1945 1896 1897 2128 2119
2130 2121 2122 2123 2124 2125 2126 2127 2268 2129
2131 2132 2133 2134 2135 2339
2541 2564

Spark Ignition Engines
1352

Spectral Analysis
use Spectrum Analysis

Spectral Densities
2423

Spectral Energy Distribution Techniques
943 1764 1618 229

Spectral Moments Method
1618

Spectrum Analysis
1040 491 893 204 505 266 617 2658 1309
1641 1812 1303 2254 1745 2226
1813 2624
2273

Spectrum Analyzers
192 2013

Spheres
1314 1968
2218

Spherical Bearings
2155

Spherical Shells
2142 404 2596 2187 138
2192 1254 2398

Spherical Waves
864

Abstract
Numbers: 1-254 255-554 555-746 747-927 928-1131 1132-1335 1336-1582 1583-1844 1845-2056 2057-2284 2285-2489 2490-2684

Volume 14

Issue: 1 2 3 4 5 6 7 8 9 10 11 12

Spindles
365 2208

Spring Constants
361 112 635 348
2395

Spring-Mass Systems
use Mass-Spring Systems

Springs
2550 372 1624 1915 68
2282 1914 2305 1728
2194

Springs (Elastic)
352 353 414 1668

Spur Gears
1417 2158

Squeeze Film Bearings
360 1923 104 806 628
1414
2154

Squeeze Film Dampers
2291 1414 468 1509
1774 628
1994 2288

Stability
2490 1171 1302 804 255 416 417 68 749
1584 295 637 748 1339
2524 775 1337 888 1679
1395 1817 2058 2059
2285 2047 2278

Stability Analysis
use Stability

Stability Methods
1101

STAGS (Computer Program)
2052

Stalling
170 6

Standard Deviation
1790

Standards
use Standards and Codes

Standards and Codes
1360 1631 42 43 44 515 67 889
1840 253 1327 1839
1573 1887 2169

Start Up Response
2132 1849

Statistical Analysis
940 272 473 1764 475 986 1977 228 229
1640 1812 1783 2604 2047 328 1489
1650 2453 1188 2099
2623 2518

Statistical Energy Analysis
2503 1114

Statistical Energy Methods
810 423 424 2676 379
783

Steady State Excitation
use Periodic Excitation

Steady-State Response
use Periodic Response

Steam Generators
use Boilers

Steam Turbines
800 102 623 1344 636 239
1413 736 2559

Steel
10 111 1612 903 474 95 146 197 368 189
880 821 2212 2023 1264 2005 246 1517 878 879
2500 1701 2562 1714 1076 2247 1578 1519
1801 1874 2436 2437 1618 1929
1948 2179
2078 2249
2158 2439
2308 2499
2438

Steering Effects
775 1386

Steering Gear
1873 1898

Abstract

Numbers: 1-254 255-554 555-746 747-927 928-1131 1132-1335 1336-1582 1583-1844 1845-2056 2057-2284 2285-2489 2490-2684

Volume 14

Issue: 1 2 3 4 5 6 7 8 9 10 11 12

| | | | | | | | | | | | | | | | | | | | | |
|--|------|------|------|------|--------------------------------------|--------------------------------------|------|------|------|------|------|------|------|------|--|--|--|--|--|--|
| Structural Response | 1482 | 745 | 568 | | Support Location Optimization | 2227 | | | | | | | | | | | | | | |
| | | 1715 | | | | | | | | | | | | | | | | | | |
| Structural Synthesis | 73 | 635 | 519 | | Supports | 620 | 352 | 353 | 284 | 1745 | 1726 | 287 | 408 | 929 | | | | | | |
| | | | | | | 1890 | 1222 | 1153 | 364 | | | 1727 | 1728 | | | | | | | |
| | | | | | | | 1472 | 2383 | 414 | | | | | | | | | | | |
| Structure-Borne Noise | 580 | 12 | 2625 | 2679 | | | | | 1694 | | | | | | | | | | | |
| | 2680 | | | | | Surface Roughness | 300 | 2501 | 2112 | 574 | 435 | 2426 | 1148 | 359 | | | | | | |
| Struts | | | 595 | | | | 1900 | | | 1004 | | | | 1909 | | | | | | |
| | | | | | | Surveys | | | | | | | | | | | | | | |
| | | | | | | use Reviews | | | | | | | | | | | | | | |
| Subharmonic Oscillations | 120 | 1344 | 867 | 2179 | | Suspension Bridges | 2300 | 271 | | 2075 | 2076 | | 2299 | | | | | | | |
| | 920 | 1504 | | | | | | | | | | | | | | | | | | |
| Submarines | 1032 | | | | | Suspension Systems (Vehicles) | 40 | 351 | 92 | 993 | 1914 | 1386 | 617 | 349 | | | | | | |
| | | | | | | | 350 | 1901 | 1902 | 1183 | | | | 1329 | | | | | | |
| Submerged Structures | 690 | 381 | 442 | 1643 | 374 | 1025 | 306 | 387 | 138 | 1649 | | | | | | | | | | |
| | | 2581 | 1832 | 1944 | 1375 | 1026 | 1237 | | 2529 | | | | | | | | | | | |
| | | | 1942 | 2244 | 1715 | 2596 | 1247 | | | | | | | | | | | | | |
| | | | 2052 | 2595 | 1557 | | | | | | | | | | | | | | | |
| | | | 2582 | | 2197 | | | | | | | | | | | | | | | |
| Substructure Coupling | | | | | | | | | | | | | | | | | | | | |
| use Component Mode Synthesis | | | | | | | | | | | | | | | | | | | | |
| Substructuring Methods | 2460 | 1111 | 73 | 954 | 2186 | 1708 | 619 | | | | | | | | | | | | | |
| | 2660 | | | | | | | | | | | | | | | | | | | |
| Subsynchronous Vibration | 1603 | 754 | 1338 | | | | | | | | | | | | | | | | | |
| | | | | | | | | | | | | | | | | | | | | |
| Successive Approximation Method | 1551 | | | | | | | | | | | | | | | | | | | |
| | | | | | | | | | | | | | | | | | | | | |
| Sum and Difference Frequencies | 1340 | 2385 | 118 | | | | | | | | | | | | | | | | | |
| | | | | | | | | | | | | | | | | | | | | |
| Superharmonic Vibration | 1504 | | | | | | | | | | | | | | | | | | | |
| | | | | | | | | | | | | | | | | | | | | |
| Supersonic Aircraft | | | 607 | 58 | 2109 | | | | | | | | | | | | | | | |
| | | | | | | | | | | | | | | | | | | | | |
| Supersonic Frequencies | | | 307 | | | | | | | | | | | | | | | | | |
| | | | | | | | | | | | | | | | | | | | | |

- T -

| | | | | | | | | | | | | | | | | | | | | |
|------------------|-------|---------|---------|---------|----------|-----------|-----------|-----------|-----------|-----------|-----------|-----------|--|--|--|--|--|--|--|--|
| Abstract | | | | | | | | | | | | | | | | | | | | |
| Numbers: | 1-254 | 255-554 | 555-746 | 747-927 | 928-1131 | 1132-1335 | 1336-1582 | 1583-1844 | 1845-2056 | 2057-2284 | 2285-2489 | 2490-2684 | | | | | | | | |
| Volume 14 | | | | | | | | | | | | | | | | | | | | |
| Issue: | 1 | 2 | 3 | 4 | 5 | 6 | 7 | 8 | 9 | 10 | 11 | 12 | | | | | | | | |

Tanks (Containers)
670 402 403 1154 1219

Taxiing Effects
282 65

T-Beams
117

Temperature Effects
1041 1192 254 675 1047 1279
2592 2144

Test Data
use Experimental Data

Test Equipment and Instrumentation
181 252 904 2026 2017 248 469
251 492 1798 1799
1532
2262

Test Facilities
900 201 722 493 334 1286 1539
901 2022 1093 494
1091

Text Fixtures
use Test Facilities

Test Instrumentation
use Test Equipment and Instrumentation

Test Models
501 974
2661

Test Stands
201

Testing Apparatus
use Test Equipment and Instrumentation

Testing Equipment
use Test Equipment and Instrumentation

Testing Instrumentation
use Test Equipment and Instrumentation

Testing Machines
use Test Equipment and Instrumentation

Testing Techniques
200 1281 302 1283 1094 405 496 497 248 199
840 782 1843 1284 495 726 787 598 499
1090 902 1873 1784 905 1787 728 779
1850 1282 2263 1844 2135 978 1089
2340 1532 2114 1798 1789
2122 2454

Textile Looms
894 1028 1129

Textile Spindles
use Spindles

Textiles
2424

Thermal Effects
1385

Thermal Excitation
use Temperature Effects

Thermal Insulation
1173

Thermal Protection Systems (Spacecraft)
2541

Thermoelasticity
190

Thermoviscoplastic Media
1981

Thickness Effects
use Geometric Effects

Thomson-Baron Formula
1755

Three Dimensional Problems
2281

Thrust Bearings
1410 1413 2155 1188

Tiles
1541 732 2123 2124 1896 1897
2541

Time-Dependent Excitation
2464 1015 1937

Abstract
Numbers: 1-254 255-554 555-746 747-927 928-1131 1132-1335 1336-1582 1583-1844 1845-2056 2057-2284 2285-2489 2490-2684
Volume 14
Issue: 1 2 3 4 5 6 7 8 9 10 11 12

Tilting Pad Bearings
 362 363 1005 807

Time-Dependent Parameters
 2060 2144 2646 537 888 1299
 2634

Time Domain Method
 2270 331 272 893 194 516 2147 2678 1089
 431 1552 2463 1494 1556 2317
 961 1792 2674 2266
 2102
 2482

Timoshenko Theory
 620 1202 2173 1135 646 817 119
 2200 2382 2593 1205 1019
 2570 1435
 2285

Tire Characteristics
 45 99

Tires
 40 2551 1313 354 355 2357 98 99
 100 1185 999

Torpedos
 2193

Torque
 563

Torsion Bars
 2549

Torsional Excitation
 2641 712 1453 1134 1007 1999

Torsional Response
 940 1852 1013 274 606 1928 739
 2372 2333 604 1146

Torsional Vibration
 110 1 262 753 524 485 136 397 928 1409
 890 841 1583 2234 1775 1006 557 1418 2259
 1140 1951 1943 1886 707 2359
 1440 2061 2286 1917 2379
 2360 2639

Torsional Waves
 1693

Towed Bodies
 use Towed Systems

Towed Systems
 2482 1428
 2378

Towers
 1860 961 642 373 2084 2075 1016 1717 288
 2230 2511 2512 2085 1366 1867 1618
 2510

Tracked Vehicles
 773 45 1156 1297

Traction Drives
 1262

Tractors
 1179

Traffic Induced Vibrations
 2500 2302 1858
 2138
 2498
 2528

Traffic Noise
 790 291 972 573 2344 2545 1976 1157 158 159
 2210 791 1762 973 2544 2096 2137 698 2519
 2520 1561 1483 2684 2136 1178
 2521 2683 1648
 2138

Trailers
 40 297

Trains
 use Railroad Trains

Transducers
 720 2011 2644 485 486 2529
 2010 2616

Transfer Functions
 1273
 2033

Transfer Matrix Method
 240 1021 1703 214 555 1598
 1271 2194 1938

Abstract
 Numbers: 1-254 255-554 555-748 747-927 928-1131 1132-1335 1336-1582 1583-1844 1845-2056 2057-2284 2285-2489 2490-2684

Volume 14

Issue: 1 2 3 4 5 6 7 8 9 10 11 12

Turbofan Engines
1606 237 2478

Turbofans
260 2493 9

Turbogenerators
754 1346 489

Turbomachinery
1351 2432 1603 1194 555 226 1807 1838 1599
1604 1345 1606 1699
1674 1675 1676 1739
1684 1845

Turbomachinery Blades
2254 1916 357 669
627 799

Turbomachinery Noise
1062

Turbulence
260 61 1962 1293 594 2425 986 317 318 69
1730 1441 2217 1469

Two-Degree of Freedom Systems
413 2565

Two-Mass Systems
1682 1614 2027

- U -

Ultrasonic Techniques
880 1992 503 1806 727
2656

Ultrasonic Tests
use Testing Techniques

Unbalanced Mass Response
1191 1132 104 1595 747 1588 259
1774 1677 2288 2059

Undamped Structures
2483

Underdamping
1087

Underground Explosions
700 1723 1064

Underground Structures
952 1495 1287 2219
2315 1737 2239

Underride Guards
use Guard Rails

Underwater Explosions
2171 442 975 1486 2419
1032
2052

Underwater Pipelines
1429

Underwater Sound
1240 851 1832 2213 154 1055 426 687 688 689
2410 2411 2412 2098 1239
2409

Underwater Structures
1330 411 412 403 374 306 387 678 139
2380 442 154 876 1077 1248 1429
492 2244 1428
1832
1942

Unified Balancing Approach
1810

Urban Noise
1404 1177
2544

Urban Transportation
1383 46

USA (Computer Program)
2052

- V -

Valve Actuators
369

Abstract

Numbers: 1-254 255-554 555-746 747-927 928-1131 1132-1335 1336-1582 1583-1844 1845-2056 2057-2284 2285-2489 2490-2684

Volume 14

| | | | | | | | | | | | | |
|--------|---|---|---|---|---|---|---|---|---|----|----|----|
| Issue: | 1 | 2 | 3 | 4 | 5 | 6 | 7 | 8 | 9 | 10 | 11 | 12 |
|--------|---|---|---|---|---|---|---|---|---|----|----|----|

Valves
 1930 1422 1423 1685 287
 1473 1727
Van der Pol Method
 871 2042 2043 705 2636
 2243
Van der Pol Oscillators
 464
Vanes
 357
Vans
 1882
Variable Amplitude Excitation
 1266
Variable Cross Section
 410 391 832 2203 1034 145 2106 1447 2168 659
 620 1021 1452 2333 2384 645 2166 1697
 1740 2191 1692 2583 1045 2607
 1940 2572
 2570
Variable Material Properties
 2060 1951 1697 2188 929
 2597
Variational Methods
 1133 1746 528 1269
 1549
Vehicle Response
 2323
Vehicle Wheels
 1385
Ventilation
 2223
Vibrating Structures
 1190 2041 1602 1934 1025 686 1427 1688 1189
 1944 1036 1627 2588 1919
 1616 2587 2039
Vibration Absorbers
 use Vibration Absorption (Equipment)
Vibration Absorption (Equipment)
 614 2145 796 1407

Vibration Absorption (Materials)
 1667
Vibration Analysis
 530 1351 832 133 894 1575 1696 527 1498 1449
 810 1821 1702 1273 1034 2255 2036 1367 1718 2589
 1590 2631 2593 1574 2465 2256 2267 1858
 1770 2655 2656 2387 2488
 1950 2557
 2510 2597
 2590
Vibration Analyzers
 2648
Vibration Control
 110 271 1392 563 2274 315 596 807 518 1879
 140 1611 2012 1903 2284 2215 2496 1067 808
 2291 2102 2193 2027 988
 2632 2337 1358
 2487 1388
 1888
 1928
 2298
 2498
Vibration Dampers
 2640 1074 2428
Vibration Damping
 2161 382 1003 615 1326 2297
 642 1075 2487
Vibration Excitation
 560 2341 2342 83 84 305 1188 129
 683 355 1179
Vibration Frequencies
 225
Vibration Isolation
 1912 93 2584 345 336 2147 628 2139
 1903 615 1326 2487
 2033 2547
Vibration Isolators
 2353 1075 996 2148 339
 1406 1779
Vibration Measurement
 1791 192 193 414 25 46 487 1098 2009
 2111 1002 1593 1724 365 56 1097 1428 2019
 (cont'd)

Abstract
 Numbers: 1-254 255-554 555-746 747-927 928-1131 1132-1335 1336-1582 1583-1844 1845-2056 2057-2284 2285-2489 2490-2684
 Volume 14
 Issue: 1 2 3 4 5 6 7 8 9 10 11 12

Vortex-Induced Vibration
 1380 1474 2427 1428 1379
 1560 1508
 1990

Vortex Noise
 2295

Vortex Shedding
 170 434 2566 818 819
 1470 1014 1359
 1644 1439
 1699

- W -

Walls
 150 1051 423 424 175 146 987 148 149
 840 2521 273 1234 2205 836 1477 858 839
 1480 2611 2403 1744 2676 1048 1479
 2404 1478 1959
 2508

Wankel Engines
 2157

Water
 1246

Water Hammer
 142 143 1984

Water Waves
 290 301 52 223 304 955 306 269
 960 781 1562 514 1255 1016 329
 2471 994 1426

Wave Diffraction
 660 431 1242 223 1484 2475 1216 1558 1969
 2350 551 2422 1543 2474 1306 2469
 1983 2629
 2413
 2473
 2673

Wave Equation
 2470 871 1294 1947

Wave Forces
 1640 1641 1642 1643 1646 1867 1868 1649
 2671 1942 2516 2099
 2319

Wave Generation
 1281

Wave Number
 use Frequency

Wave Propagation
 430 161 422 223 404 845 116 1207 428 419
 690 431 1692 453 864 1015 846 1277 1308 429
 1740 441 2472 643 1294 1025 1036 1307 1488 449
 2600 921 2622 663 1554 1295 1206 1507 2408 869
 1961 1443 2474 1495 1296 1937 2468 1249
 2421 1693 2614 2095 1977 2618 2189
 2471 1763 2165 2197 2599
 2621 2493 2467 2619
 2603 2587

Wave Reflection
 430 2312 865 2468

Wave Refraction
 1767

Wave Scattering
 2412 685

Wave Transmission
 814 2468

Waveguide Analysis
 2474 2165 2476 1287 2638 1629

Weapon Effects
 432

Weapons Systems
 492 2114

Wear
 1190 1751 2442 2663 505 1189
 1415

Wedges
 370 162

Welded Joints
 1580 111 1782 1783 2444 1035 368 1579
 2560 1081 1929
 1581

Abstract
 Numbers: 1-254 255-554 555-748 747-927 928-1131 1132-1335 1336-1582 1583-1844 1845-2056 2057-2284 2285-2489 2490-2684

Volume 14
 Issue: 1 2 3 4 5 6 7 8 9 10 11 12

Wheel Shimmy 1184
Wheels 2152 733 1385 2356 997
 1143 2265
Wheelsets 356 2049
Whipping Phenomena 2598
Whirling 1920 1342 2043 4 1425 1677 2199
 1164 2057
 1604
Wind-Induced Excitation
 820 61 62 63 1014 545 546 567 2328 69
 940 2391 1052 463 1144 1655 1366 1027 1359
 1390 1502 1293 2084 2425 2186 2077 2309
 1620 1642 1363 2566 2379
 1860
 2090
 2230
 2510

Wind Mills
 2060

Wind Tunnel Testing
 260 41 62 64 315 1166 297 58 2119
 1280 1091 1052 594 785 1387 2368
 1171 1144 2105 1467 2538
 2661 1594
 1654
 2024
 2564

Wind Tunnel Tests
 use Wind Tunnel Testing

Wind Tunnels
 901

Wind Turbines 642 2084 288
 2364 1408

Windows 425 838 1479

Wing Stores 2661 2104 595 596 1887 1888
 1166

Winkler Foundations 384 2086
 644

Wire 1690 2381 1689

Wood 245

Abstract

Numbers: 1-254 255-554 555-746 747-927 928-1131 1132-1335 1336-1582 1583-1844 1845-2056 2057-2284 2285-2489 2490-2684

Volume 14

Issue: 1 2 3 4 5 6 7 8 9 10 11 12

PERIODICALS SCANNED

ACTA MECHANICA

(Acta Mech.)
Springer-Verlag New York, Inc.
175 Fifth Ave.
New York, NY 10010

ACTA MECHANICA SOLIDA SINICA

(Acta Mech. Solida Sinica, Chinese Soc. Theo. Appl. Mech.)
Chinese Society of Theoretical and Applied Mechanics
Guozi Shudian
P.O. Box 399
Beijing, China

ACUSTICA

(Acustica)
S. Hirzel Verlag, Postfach 347
D-700 Stuttgart 1
W. Germany

AERONAUTICAL JOURNAL

(Aeronaut. J.)
Royal Aeronautical Society
4 Hamilton Place
London W1V 0BQ, UK

AERONAUTICAL QUARTERLY

(Aeronaut. Quart.)
Royal Aeronautical Society
4 Hamilton Place
London W1V 0BQ, UK

AIAA JOURNAL

(AIAA J.)
American Institute of Aeronautics and Astronautics
1290 Avenue of the Americas
New York, NY 10104

AMERICAN SOCIETY OF CIVIL ENGINEERS, PROCEEDINGS

ASCE
United Engineering Center
345 E. 47th St.
New York, NY 10017

JOURNAL OF ENGINEERING MECHANICS DIVI- SION

(ASCE J. Engrg. Mech. Div.)

JOURNAL OF STRUCTURAL DIVISION

(ASCE J. Struc. Div.)

AMERICAN SOCIETY OF LUBRICATING ENGINEERS, TRANSACTIONS

(ASLE, Trans.)
Academic Press
111 Fifth Ave.
New York, NY 10019

AMERICAN SOCIETY OF MECHANICAL ENGINEERS, TRANSACTIONS

ASME
United Engineering Center
345 E. 47th St.
New York, NY 10017

JOURNAL OF APPLIED MECHANICS

(J. Appl. Mech., Trans. ASME)

JOURNAL OF DYNAMIC SYSTEMS, MEASURE- MENT AND CONTROL

(J. Dynam. Syst., Meas. Control, Trans. ASME)

JOURNAL OF ENERGY RESOURCES TECHNOL- OGY

(J. Energy Resources Tech., Trans. ASME)

JOURNAL OF ENGINEERING FOR INDUSTRY

(J. Engrg. Indus., Trans. ASME)

JOURNAL OF ENGINEERING FOR POWER

(J. Engrg. Power, Trans. ASME)

JOURNAL OF LUBRICATION TECHNOLOGY

(J. Lubric. Tech., Trans. ASME)

JOURNAL OF MECHANICAL DESIGN

(J. Mech. Des., Trans. ASME)

JOURNAL OF PRESSURE VESSEL TECHNOLOGY

(J. Pressure Vessel Tech., Trans. ASME)

JOURNAL OF VIBRATION, STRESS, AND RELI- ABILITY IN DESIGN

(J. Vib. Stress Rel. Des., Trans. ASME)

APPLIED ACOUSTICS

(Appl. Acoust.)
Applied Science Publishers, Ltd.
Ripple Road, Barking
Essex, UK

ARCHIVES OF ACOUSTICS

(Arch. Acoust.)
Am Polona-Ruch
00-068 Warszawa
Krakowskie Przedmiescie 7
Poland

ARCHIVES OF MECHANICS (ARCHIWUM MECHANIKI STOSOWANEJ)

(Arch. Mech.)
Export and Import Enterprise Ruch
UL, Wronia 23, Warsaw, Poland

ASTRONAUTICS AND AERONAUTICS

(Astronaut. Aeronaut.)
AIAA EDP
1290 Avenue of the Americas
New York, NY 10019

AUTOMOBILTECHNISCHE ZEITSCHRIFT

(Automobiltech. Z.)
Franckh'sche Verlagshandlung
Abteilung Technik
7000 Stuttgart 1
Pflizerstrasse 5-7
W. Germany

AUTOMOTIVE ENGINEER (SAE)

(Auto. Engr. (SAE))
Society of Automotive Engineers, Inc.
400 Commonwealth Dr.
Warrendale, PA 15096

BALL BEARING JOURNAL (English Edition)

(Ball Bearing J.)
SKF (U.K.) Ltd.
Luton, Bedfordshire LU3 1JF, UK

BROWN BOVERI REVIEW

(Brown Boveri Rev.)
Brown Boveri and Co., Ltd.
CH-5401, Baden, Switzerland

BULLETIN DE L'ACADEMIE POLONAISE DES SCIENCES, SERIES DES SCIENCES TECHNIQUES
(Bull. Acad. Polon. Sci., Ser. Sci. Tech.)

Am Polona-Ruch
00-068 Warszawa
Krakowskie Przedmiescie 7
Poland

BULLETIN OF JAPAN SOCIETY OF MECHANICAL ENGINEERS

(Bull. JSME)
Japan Society of Mechanical Engineers
Sanshin Hokusei Bldg.
H-9 Yoyogi 2-chome Shibuya-ku
Tokyo 151, Japan

BULLETIN OF SEISMOLOGICAL SOCIETY OF AMERICA
(Bull. Seismol. Soc. Amer.)

Bruce A. Bolt
Box 826
Berkeley, CA 94705

CIVIL ENGINEERING (NEW YORK)

(Civ. Engrg. (N.Y.))
ASCE
United Engineering Center
345 E. 47th St.
New York, NY 10017

COMPUTERS AND STRUCTURES

(Computers Struc.)
Pergamon Press Inc.
Maxwell House, Fairview Park
Elmsford, NY 10523

DESIGN ENGINEERING

(Des. Engrg.)
Morgan-Grampian Publishing Co.
Berkshire Common
Pittsfield, MA 02101

DESIGN NEWS

(Des. News)
Cahners Publishing Co., Inc.
221 Columbus Ave.
Boston, MA 02116

DIESEL AND GAS TURBINE PROGRESS

(Diesel Gas Turbine Prog.)
Diesel Engines, Inc.
P.O. Box 7406
Milwaukee, WI 53213

ENGINEERING STRUCTURES

(Engrg. Struc.)
IPC Science and Technology Press Ltd.
Westbury House
P.O. Box 63, Bury Street
Guildford, Surrey GU2 5BH, UK

EXPERIMENTAL MECHANICS

(Exptl. Mech.)
Society for Experimental Stress Analysis
21 Bridge Sq., P.O. Box 277
Westport, CT 06880

FEINWERKTECHNIK U. MESSTECHNIK

(Feinwerk u. Messtechnik)
Carl Hanser Verlag
Postfach 860420
D-8000 München 86
Fed. Rep. Germany

FORSCHUNG IM INGENIEURWESEN

(Forsch. Ingenieurwesen)
Verein Deutscher Ingenieur, GmbH
Postfach 1139

Graf-Recke Str. 84
4 Düsseldorf 1
W. Germany

GUMMI ASBEST KUNSTSTOFFE

(Gummi Asbest Kunstst.)
A.W. Gentner Verlag GmbH & Co. KG
Forststrasse 131, 7000 Stuttgart 1
Stuttgart, Germany

HEATING/PIPING/AIR CONDITIONING

(Heating/Piping/Air Cond.)
Circulation Dept.
614 Superior Ave. West
Cleveland, OH 44113

HYDRAULICS AND PNEUMATICS

(Hydraul. Pneumat.)
Penton/IPC, Inc.
614 Superior Ave. West
Cleveland, OH 44113

HYDROCARBON PROCESSING

(Hydrocarbon Processing)
Gulf Publishing Co.
Box. 2608
Houston, TX 77001

IBM JOURNAL OF RESEARCH AND DEVELOPMENT

(IBM J. Res. Dev.)
International Business Machines Corp.
Armonk, NY 10504

INDUSTRIAL LUBRICATION AND TRIBOLOGY

(Indus. Lubric. Trib.)
Peterson Publishing Co. Ltd.
Peterson House, Northbank,
Berryhill Industrial Estate,
Droitwich, Worcs WR9 9BL,
England

INGENIEUR-ARCHIV

(Ing. Arch.)
Springer-Verlag New York, Inc.
175 Fifth Ave.
New York, NY 10010

INSTITUTE OF ELECTRICAL AND ELECTRONICS ENGINEERS, PROCEEDINGS

(IEEE, Proc.)
IEEE
United Engineering Center
345 E. 47th St.
New York, NY 10017

INSTITUTE OF MARINE ENGINEERS, TRANSACTIONS

(TM)
(Inst. Marine Engr., Trans. (TM))
Institute of Marine Engineers
76 Mark Lane
London EC3R 7JN, UK

INSTITUTE OF MEASUREMENT AND CONTROL, TRANSACTIONS

(Inst. Meas. Control, Trans.)
Institute of Measurement and Control
20 Peel St.
London W8 7PD, UK

INSTITUTION OF ENGINEERS, AUSTRALIA, MECHANICAL ENGINEERING, TRANSACTIONS

(Instn. Engr., Australia, Mech. Engrg., Trans.)
Institution of Engineers, Australia
11 National Circuit
Barton, A.C.T. 2600
Australia

INSTITUTION OF MECHANICAL ENGINEERS, (LONDON), PROCEEDINGS
(IMechE, Proc.)

Institution of Mechanical Engineers
1 Birdcage Walk, Westminster,
London SW1, UK

INSTRUMENT SOCIETY OF AMERICA, TRANSACTIONS
(ISA, Trans.)

Instrument Society of America
400 Stanwix St.
Pittsburgh, PA 15222

INSTRUMENTATION TECHNOLOGY
(Instrum. Tech.)

Instrument Society of America
67 Alexander Dr.
P.O. Box 12277
Research Triangle Park, NC 27709

INTERNATIONAL JOURNAL OF CONTROL
(Intl. J. Control)

Taylor and Francis Ltd.
10-14 Macklin St.
London WC2B 5NF, UK

INTERNATIONAL JOURNAL OF EARTHQUAKE ENGINEERING AND STRUCTURAL DYNAMICS
(Intl. J. Earthquake Engrg. Struc. Dynam.)

John Wiley and Sons Ltd.
Baffins Lane
Chichester, Sussex PO19 1UD, England

INTERNATIONAL JOURNAL OF ENGINEERING SCIENCES
(Intl. J. Engrg. Sci.)

Pergamon Press Inc.
Maxwell House, Fairview Park
Elmsford, NY 10523

INTERNATIONAL JOURNAL OF FATIGUE
(Intl. J. Fatigue)

IPC Science and Technology Press Ltd.
P.O. Box 63, Westbury House, Bury Street
Guildford, Surrey GU2 5BH, England

INTERNATIONAL JOURNAL OF MACHINE TOOL DESIGN AND RESEARCH
(Intl. J. Mach. Tool Des. Res.)

Pergamon Press Inc.
Maxwell House, Fairview Park
Elmsford, NY 10523

INTERNATIONAL JOURNAL OF MECHANICAL SCIENCES
(Intl. J. Mech. Sci.)

Pergamon Press, Inc.
Maxwell House, Fairview Park
Elmsford, NY 10523

INTERNATIONAL JOURNAL OF NONLINEAR MECHANICS
(Intl. J. Nonlin. Mech.)

Pergamon Press Inc.
Maxwell House, Fairview Park
Elmsford, NY 10523

INTERNATIONAL JOURNAL FOR NUMERICAL METHODS IN ENGINEERING
(Intl. J. Numer. Methods Engrg.)

John Wiley and Sons Ltd.
Baffins Lane
Chichester, Sussex PO19 1UD, England

INTERNATIONAL JOURNAL FOR NUMERICAL AND ANALYTICAL METHODS IN GEOMECHANICS
(Intl. J. Numer. Anal. Methods Geomech.)

John Wiley and Sons Ltd.
Baffins Lane
Chichester, Sussex PO19 1UD, England

INTERNATIONAL JOURNAL OF SOLIDS AND STRUCTURES
(Intl. J. Solids Struc.)

Pergamon Press Inc.
Maxwell House, Fairview Park
Elmsford, NY 10523

INTERNATIONAL JOURNAL OF VEHICLE DESIGN
(Intl. J. Vehicle Des.)

Inderscience Enterprises Ltd.
La Motte Chambers,
St. Helier,
Jersey, Channel Islands, U.K.

ISRAEL JOURNAL OF TECHNOLOGY
(Israel J. Tech.)

Weizmann Science Press of Israel
Box 801
Jerusalem, Israel

JOURNAL OF THE ACOUSTICAL SOCIETY OF AMERICA
(J. Acoust. Soc. Amer.)

American Institute of Physics
335 E. 45th St.
New York, NY 10010

JOURNAL OF AIRCRAFT
(J. Aircraft)

American Institute of Aeronautics and Astronautics
1290 Avenue of the Americas
New York, NY 10104

JOURNAL OF THE AMERICAN HELICOPTER SOCIETY
(J. Amer. Helicopter Soc.)

American Helicopter Society, Inc.
30 E. 42nd St.
New York, NY 10017

JOURNAL OF ENGINEERING MATHEMATICS
(J. Engrg. Math.)

Academic Press
198 Ash St.
Reading, MA 01867

JOURNAL OF ENVIRONMENTAL SCIENCES
(J. Environ. Sci.)

Institute of Environmental Sciences
940 E. Northwest Highway
Mt. Prospect, IL 60056

JOURNAL OF FLUID MECHANICS
(J. Fluid Mech.)

Cambridge University Press
32 E. 57th St.
New York, NY 10022

JOURNAL OF THE FRANKLIN INSTITUTE
(J. Franklin Inst.)

Pergamon Press Inc.
Maxwell House, Fairview Park
Elmsford, NY 10523

JOURNAL OF THE INSTITUTE OF ENGINEERS, AUSTRALIA
(J. Inst. Engr., Australia)

Science House, 157 Gloucester
Sydney, Australia 2000

JOURNAL DE MÉCANIQUE
(J. de Mécanique)

Gauthier-Villars
C.D.R. - Centrale des Revues
B.P. No. 119, 93104 Montreuil Cedex-France

JOURNAL OF MECHANICAL ENGINEERING SCIENCE
(J. Mech. Engrg. Sci.)
Institution of Mechanical Engineers
1 Birdcage Walk, Westminster
London SW1 H9, UK

JOURNAL OF THE MECHANICS AND PHYSICS OF SOLIDS
(J. Mech. Phys. Solids)
Pergamon Press Inc.
Maxwell House, Fairview Park
Elmsford, NY 10523

JOURNAL OF PETROLEUM TECHNOLOGY
(J. Pet. Tech.)
Society of Petroleum Engineers
6200 N. Central Expressway
Dallas, TX 75206

JOURNAL OF PHYSICS: E SCIENTIFIC INSTRUMENTS
(J. Phys.: E Sci. Instrum.)
American Institute of Physics
335 E. 45th St.
New York, NY 10017

JOURNAL OF SHIP RESEARCH
(J. Ship Res.)
Society of Naval Architects and Marine Engineers
One World Trade Center
Suite 1369
New York, NY 10048

JOURNAL OF SOUND AND VIBRATION
(J. Sound Vib.)
Academic Press Inc.
111 Fifth Ave.
New York, NY 10003

JOURNAL OF SPACECRAFT AND ROCKETS
(J. Spacecraft Rockets)
American Institute of Aeronautics and Astronautics
1290 Avenue of the Americas
New York, NY 10104

JOURNAL OF TECHNICAL PHYSICS
(J. Tech. Phys.)
Ars Polona-Ruch
00-068 Warszawa
Krakowskie Przedmiescie 7
Poland

JOURNAL OF TESTING AND EVALUATION (ASTM)
(J. Test Eval. (ASTM))
American Society for Testing and Materials
1916 Race St.
Philadelphia, PA 19103

KONSTRUKTION
(Konstruktion)
Springer-Verlag
3133 Connecticut Ave., N.W., Suite 712
Washington, DC 20008

LUBRICATION ENGINEERING
(Lubric. Engrg.)
American Society of Lubrication Engineers
838 Busse Highway
Park Ridge, IL 60068

MACHINE DESIGN
(Mach. Des.)
Penton/IPC, Inc.
Penton Plaza, 1111 Chester Ave.
Cleveland, OH 44114

MASCHINENBAUTECHNIK
(Maschinenbautechnik)
VEB Verlag Technik
Oranienburger Str. 13/14
1020 Berlin, E. Germany

MECCANICA
(Meccanica)
Pergamon Press Inc.
Maxwell House, Fairview Park
Elmsford, NY 10523

MECHANICAL ENGINEERING
(Mech. Engrg.)
American Society of Mechanical Engineers
United Engineering Center
345 E. 47th St.
New York, NY 10017

MECHANICS RESEARCH AND COMMUNICATIONS
(Mech. Res. Comm.)
Pergamon Press Inc.
Maxwell House, Fairview Park
Elmsford, NY 10523

MECHANISM AND MACHINE THEORY
(Mech. Mach. Theory)
Pergamon Press Inc.
Maxwell House, Fairview Park
Elmsford, NY 10523

MEMOIRES OF THE FACULTY OF ENGINEERING, KYOTO UNIVERSITY
(Mem. Fac. Engrg., Kyoto Univ.)
Kyoto University
Kyoto, Japan

MEMOIRES OF THE FACULTY OF ENGINEERING, KYUSHU UNIVERSITY
(Mem. Fac. Engrg., Kyushu Univ.)
Kyushu University
Kyushu, Japan

MEMOIRES OF THE FACULTY OF ENGINEERING, NAGOYA UNIVERSITY
(Mem. Fac. Engrg., Nagoya Univ.)
Nagoya University
Nagoya, Japan

MTZ MOTORTECHNISCHE ZEITSCHRIFT
(MTZ Motortech. Z.)
Franckh'sche Verlagshandlung
Pflizenstrasse 5-7
7000 Stuttgart 1
W. Germany

NAVAL ENGINEERS JOURNAL
(Naval Engr. J.)
American Society of Naval Engineers, Inc.
Suite 507, Continental Building
1012 14th St., N.W.
Washington, DC 20005

NOISE CONTROL ENGINEERING
(Noise Control Engrg.)
P.O. Box 3206, Arlington Branch
Poughkeepsie, NY 12603

NORTHEAST COAST INSTITUTION OF ENGINEERS AND SHIPBUILDERS, TRANSACTIONS
(NE Coast Instn. Engr. Shipbldr., Trans.)
Bolbec Hall
Newcastle upon Tyne 1, UK

NUCLEAR ENGINEERING AND DESIGN

(Nucl. Engrg. Des.)
North-Holland Publishing Co.
P.O. Box 3489
Amsterdam, The Netherlands

OIL AND GAS JOURNAL

(Oil Gas J.)
PennWell Publishing Co.
1421 S. Sheridan Rd.
P.O. Box 1260
Tulsa, OK 74101

PACKAGE ENGINEERING

(Package Engrg.)
270 St. Paul St.
Denver, CO 80206

PAPER TECHNOLOGY AND INDUSTRY

(Paper Tech. Indus.)
3, Plough Place, Fetter Lane
London EC4A 1AL, UK

PLANT ENGINEERING

(Plant Engrg.)
Technical Publishing Company
1301 S. Grove Ave.
Barrington, IL 60010

POWER

(Power)
P.O. Box 430
Hightstown, NJ 08520

POWER TRANSMISSION DESIGN

(Power Transm. Des.)
614 Superior Ave., West
Cleveland, OH 44113

QUARTERLY JOURNAL OF MECHANICS AND APPLIED MATHEMATICS

(Quart. J. Mech. Appl. Math.)
Wm. Dawson & Sons, Ltd.
Cannon House
Folkestone, Kent, UK

REVUE ROUMAINE DES SCIENCES TECHNIQUES, SERIE DE MECANIQUE APPLIQUEE

(Rev. Roumaine Sci. Tech., Mecanique Appl.)
Editions De L'Academie
De La Republique Socialiste de Roumaine
3 Bis Str., Gutenberg, Bucharest, Romania

REVIEW OF SCIENTIFIC INSTRUMENTS

(Rev. Scientific Instrum.)
American Institute of Physics
335 E. 45th St.
New York, NY 10017

SAE TECHNICAL LITERATURE ABSTRACTS

(SAE Tech. Lit. Abstracts)
Society of Automotive Engineers
400 Commonwealth Dr.
Warrendale, PA 15086

THE SHOCK AND VIBRATION DIGEST

(Shock Vib. Dig.)
Shock and Vibration Information Center
Naval Research Laboratory, Code 5804
Washington, DC 20375

SIAM JOURNAL ON APPLIED MATHEMATICS

(SIAM J. Appl. Math.)
Society for Industrial and Applied Mathematics
1405 Architects Building
117 S. 17th St.
Philadelphia, PA 19103

SIAM JOURNAL ON NUMERICAL ANALYSIS

(SIAM J. Numer. Anal.)
Society for Industrial and Applied Mathematics
1405 Architects Building
117 S. 17th St.
Philadelphia, PA 19103

SIEMENS RESEARCH AND DEVELOPMENT REPORTS

(Siemens Res. Dev. Repts.)
Springer-Verlag New York Inc.
175 Fifth Ave.,
New York, NY 10010

STROJNICKÝ ČASOPIS

(Strojnícky časopis)
Redakcia Strojnickeho časopisu ČSAV a SAV
Ústav Mechaniky Strojov SAV
Bratislava-Patrónka, Dúbravská cesta, ČSSR
Czechoslovakia

THE STRUCTURAL ENGINEER

(Struc. Engr.)
The Institution of Structural Engineers
11 Upper Belgrave St.
London SW1X 8BH

S/V, SOUND AND VIBRATION

(S/V, Sound Vib.)
Acoustic Publications, Inc.
27101 E. Oviat Rd.
P.O. Box 40416
Bay Village, OH 44140

TECHNISCHES MESSEN - TM

(Techn. Messen-TM)
R. Oldenbourg Verlag GmbH
Rosenheimer Strasse 145
8000 München 80, W. Germany

TEST

(Test)
Mattingley Publishing Co., Inc.
61 Monmouth Rd.
Oakhurst, NJ 07756

TRIBOLOGY INTERNATIONAL

(Tribology Intl.)
IPC Science and Technology Press Ltd.
P.O. Box 63, Westbury House, Bury Street
Guildford, Surrey GU2 5BH, England

VDI FORSCHUNGSHEFT

(VDI Forsch.)
Verein Deutscher Ingenieur GmbH
Postfach 1139, Graf-Recke Str. 84
4 Düsseldorf 1, Germany

VDI ZEITSCHRIFT

(VDI Z.)
Verein Deutscher Ingenieur GmbH
Postfach 1139, Graf-Recke Str. 84
4 Düsseldorf 1, Germany

VEHICLE SYSTEM DYNAMICS

(Vehicle Syst. Dynam.)
Swets & Zeitlinger B.V.
Publishing Department
347 B, Heereweg, 2161 CA LISSE
The Netherlands

VIBROTECHNIKA

(Vibrotechnika)
Kauno Polytechnikos Institutas
2 Donelaičio g-ve 17
233000 Kaunas
Lithuanian SSR

WAVE MOTION
(Wave Motion)
North-Holland Publishing Co.
Journal Division
Molenwerf 1, P.O. Box 211
1000 AE Amsterdam
The Netherlands

WEAR
(Wear)
Elsevier Sequoia S.A.
P.O. Box 851
1001 Lausanne 1, Switzerland

**ZEITSCHRIFT FUR ANGEWANDTE MATHEMATIK UND
MECHANIK**
(Z. angew. Math. Mech.)
Akademie Verlag GmbH
Liepziger Str. 3-4
108 Berlin, Germany

ZEITSCHRIFT FUR FLUGWISSENSCHAFTEN
(Z. Flugwiss.)
DFVLR
D-3300 Braunschweig
Flughafen, Postfach 3267
W. Germany

SECONDARY PUBLICATIONS SCANNED

DISSERTATION ABSTRACTS INTERNATIONAL
(DA)
University Microfilms International
300 N. Zeeb Rd.
Ann Arbor, MI 48106

GOVERNMENT REPORTS ANNOUNCEMENTS & INDEX
(GRA)
National Technical Information Service
U.S. Department of Commerce
5285 Port Royal Rd.
Springfield, VA 22161

PROCEEDINGS SCANNED

**INSTITUTE OF ENVIRONMENTAL SCIENCES, ANNUAL
PROCEEDINGS**
(Inst. Environ. Sci., Proc.)
Institute of Environmental Sciences
940 E. Northwest Highway
Mt. Prospect, IL 60056

**INTERNATIONAL CONFERENCE, VIBRATIONS IN RO-
TATING MACHINERY**
(Intl. Conf., Vib. Rotating Mach.)
The Institution of Mechanical Engineers
1 Birdcage Walk, Westminster
London SW1H 9JJ, UK

**INTER-NOISE PROCEEDINGS, INTERNATIONAL CON-
FERENCE ON NOISE CONTROL ENGINEERING**
(Inter-Noise)
Noise Control Foundation
P.O. Box 3469 Arlington Branch
Poughkeepsie, NY 12603

**MACHINERY VIBRATION MONITORING AND ANALY-
SIS MEETING, PROCEEDINGS**
(Mach. Vib. Monit. Anal., Proc.)
The Vibration Institute
101 W. 55th St., Suite 206
Clarendon Hills, IL 60514

**NOISE CONTROL PROCEEDINGS, NATIONAL CON-
FERENCE ON NOISE CONTROL ENGINEERING**
(Noise Cont.)
Noise Control Foundation
P.O. Box 3469 Arlington Branch
Poughkeepsie, NY 12603

**THE SHOCK AND VIBRATION BULLETIN, UNITED
STATES NAVAL RESEARCH LABORATORIES, ANNUAL
PROCEEDINGS**
(Shock Vib. Bull., U.S. Naval Res. Lab., Proc.)
Shock and Vibration Information Center
Naval Research Lab., Code 5804
Washington, DC 20375

TURBOMACHINERY SYMPOSIUM
(Turbomach. Symp.)
Gas Turbine Labs.
Texas A&M University
College Station, TX 77843

CALENDAR

JANUARY 1983

- 10-14 International Conference on Constitutive Laws for Engineering Materials Theory and Application [University of Arizona and National Science Foundation] Tucson, AZ (*Office of Special Professional Education, College of Engineering, Havill Bldg., University of Arizona, Tucson, AZ 85721 - (602) 626-3054*)

FEBRUARY 1983

- 28 - SAE Congress & Exposition [SAE] Detroit, MI
Mar 4 (*SAE Hqs.*)

MARCH 1983

- 21-23 NOISE-CON 83 [Institute of Noise Control Engineering] Cambridge, MA (*NOISE-CON 83, Massachusetts Inst. of Tech., Inst. Information Services, 77 Massachusetts Ave., Cambridge, MA 02139 - (617) 253-1703*)
- 28-31 Design Engineering Conference and Show [ASME] Chicago, IL (*ASME Hqs.*)

APRIL 1983

- 18-20 Materials Conference [ASME] Albany, NY (*ASME Hqs.*)
- 18-21 Institute of Environmental Sciences' 29th Annual Technical Meeting [IES] Los Angeles, CA (*IES, 940 E. Northwest Highway, Mount Prospect, IL 60056 - (312) 255-1561*)
- 21-22 14th Annual Modeling and Simulation Conference [Univ. of Pittsburgh] Pittsburgh, PA (*William G. Vogt, Modeling and Simulation Conf., 348 Benedum Engineering Hall, Univ. of Pittsburgh, Pittsburgh, PA 15261*)

MAY 1983

- 9-13 Acoustical Society of America, Spring Meeting [ASA] Cincinnati, OH (*ASA Hqs.*)
- 9-13 Symposium on Interaction of Non-Nuclear Munitions with Structures [U.S. Air Force] Colorado Springs, CO (*Dr. C.A. Ross, P.O. Box 1918, Eglin AFB, Florida 32542 - (904) 882-5614*)
- 17-19 Fifth Metal Matrix Composites Technology Conference [Office of the Undersecretary of Defense for Research and Engineering] Naval Surface Weapons

Center, Silver Spring, MD (*MMCIAC - Kaman Tempo, P.O. Drawer QQ, Santa Barbara, CA 93102 - (805) 963-6455/6497*)

JUNE 1983

- 6-10 Passenger Car Meeting [SAE] Dearborn, MI (*SAE Hqs.*)
- 20-22 Applied Mechanics, Bioengineering & Fluids Engineering Conference [ASME] Houston, TX (*ASME Hqs.*)

JULY 1983

- 11-13 13th Intersociety Conference on Environmental Systems [SAE] San Francisco, CA (*SAE Hqs.*)

AUGUST 1983

- 8-11 Computer Engineering Conference and Exhibit [ASME] Chicago, IL (*ASME Hqs.*)
- 8-11 West Coast International Meeting [SAE] Vancouver, B.C. (*SAE Hqs.*)

SEPTEMBER 1983

- 11-13 Petroleum Workshop and Conference [ASME] Tulsa, OK (*ASME Hqs.*)
- 11-14 Design Engineering Technical Conference [ASME] Dearborn, MI (*ASME Hqs.*)
- 12-15 International Off-Highway Meeting & Exposition [SAE] Milwaukee, WI (*SAE Hqs.*)
- 14-16 International Symposium on Structural Crashworthiness [University of Liverpool] Liverpool, UK (*Prof. Norman Jones, Dept. of Mech. Engrg., The Univ. of Liverpool, P.O. Box 147, Liverpool L69 3BX, England*)
- 25-29 Power Generation Conference [ASME] Indianapolis, IN (*ASME Hqs.*)

OCTOBER 1983

- 17-19 Stapp Car Crash Conference [SAE] San Diego, CA (*SAE Hqs.*)
- 17-20 Lubrication Conference [ASME] Hartford, CT (*ASME Hqs.*)

CALENDAR ACRONYM DEFINITIONS AND ADDRESSES OF SOCIETY HEADQUARTERS

| | | | |
|--------|--|------------|--|
| AFIPS: | American Federation of Information Processing Societies 210 Summit Ave., Montvale, NJ 07645 | IEEE: | Institute of Electrical and Electronics Engineers 345 E. 47th St. New York, NY 10017 |
| AGMA: | American Gear Manufacturers Association 1330 Mass Ave., N.W. Washington, D.C. | IES: | Institute of Environmental Sciences 940 E. Northwest Highway Mt. Prospect, IL 60056 |
| AHS: | American Helicopter Society 1325 18 St. N.W. Washington, D.C. 20036 | IFTOMM: | International Federation for Theory of Machines and Mechanisms U.S. Council for TMM c/o Univ. Mass., Dept. ME Amherst, MA 01002 |
| AIAA: | American Institute of Aeronautics and Astronautics, 1290 Sixth Ave. New York, NY 10019 | INCE: | Institute of Noise Control Engineering P.O. Box 3206, Arlington Branch Poughkeepsie, NY 12603 |
| AICHE: | American Institute of Chemical Engineers 345 E. 47th St. New York, NY 10017 | ISA: | Instrument Society of America 400 Stanwix St. Pittsburgh, PA 15222 |
| AREA: | American Railway Engineering Association 59 E. Van Buren St. Chicago, IL 60605 | ONR: | Office of Naval Research Code 40084, Dept. Navy Arlington, VA 22217 |
| ARPA: | Advanced Research Projects Agency | SAE: | Society of Automotive Engineers 400 Commonwealth Drive Warrendale, PA 15096 |
| ASA: | Acoustical Society of America 335 E. 45th St. New York, NY 10017 | SEE: | Society of Environmental Engineers 6 Conduit St. London W1R 9TG, UK |
| ASCE: | American Society of Civil Engineers 345 E. 45th St. New York, NY 10017 | SESA: | Society for Experimental Stress Analysis 21 Bridge Sq. Westport, CT 06880 |
| ASME: | American Society of Mechanical Engineers 345 E. 45th St. New York, NY 10017 | SNAME: | Society of Naval Architects and Marine Engineers 74 Trinity Pl. New York, NY 10006 |
| ASNT: | American Society for Nondestructive Testing 914 Chicago Ave. Evansville, IN 47712 | SPE: | Society of Petroleum Engineers 6200 N. Central Expressway Dallas, TX 75206 |
| ASQC: | American Society for Quality Control 161 W. Wisconsin Ave. Milwaukee, WI 53203 | SVIC: | Shock and Vibration Information Center Naval Research Lab., Code 5804 Washington, D.C. 20375 |
| ASTM: | American Society for Testing and Materials 1916 Race St. Philadelphia, PA 19103 | URSI-USNC: | International Union of Radio Science - U.S. National Committee c/o MIT Lincoln Lab. Lexington, MA 02173 |
| CCCAM: | Chairman, c/o Dept. ME, Univ. Toronto, Toronto 5, Ontario, Canada | | |
| ICF: | International Congress on Fracture Tohoku Univ. Sendai, Japan | | |

PUBLICATION POLICY

Unsolicited articles are accepted for publication in the Shock and Vibration Digest. Feature articles should be tutorials and/or reviews of areas of interest to shock and vibration engineers. Literature review articles should provide a subjective critique/summary of papers, patents, proceedings, and reports of a pertinent topic in the shock and vibration field. A literature review should stress important recent technology. Only pertinent literature should be cited. Illustrations are encouraged. Detailed mathematical derivations are discouraged, rather, simple formulas representing results should be used. When complex formulas cannot be avoided, a functional form should be used so that readers will understand the interaction between parameters and variables.

Manuscripts must be typed (double-spaced) and figures attached. It is strongly recommended that line figures be rendered in ink or heavy pencil and neatly labeled. Photographs must be unscreened glossy black and white prints. The format for references shown in DIGEST articles is to be followed.

Manuscripts must begin with a brief abstract, or summary. Only material referred to in the text should be included in the list of References at the end of the article. References should be cited in text by consecutive numbers in brackets, as in the example below.

Unfortunately, such information is often unreliable, particularly statistical data pertinent to a reliability assessment, as has been previously noted [1].

Critical and certain related excitations were first applied to the problem of assessing system reliability almost a decade ago [2]. Since then, the variations that have been developed and the practical applications that have been explored [3-7] indicate that . . .

The format and style for the list of References at the end of the article are as follows:

- each citation number as it appears in text (not in alphabetical order)
- last name of author/editor followed by initials or first name
- titles of articles within quotations, titles of books underlined

- abbreviated title of journal in which article was published (see Periodicals Scanned list in January, June, and December issues)
- volume, number or issue, and pages for journals; publisher for books
- year of publication in parentheses

A sample reference list is given below.

1. Platzer, M.F., "Transonic Blade Flutter - A Survey," Shock Vib. Dig., 7 (7), pp 97-106 (July 1975).
2. Bisplinghoff, R.L., Ashley, H., and Halfman, R.L., Aeroelasticity, Addison-Wesley (1955).
3. Jones, W.P., (Ed.), "Manual on Aeroelasticity," Part II, Aerodynamic Aspects, Advisory Group Aeronaut. Res. Devel. (1962).
4. Lin, C.C., Reissner, E., and Tsien, H., "On Two-Dimensional Nonsteady Motion of a Slender Body in a Compressible Fluid," J. Math. Phys., 27 (3), pp 220-231 (1948).
5. Landahl, M., Unsteady Transonic Flow, Pergamon Press (1961).
6. Miles, J.W., "The Compressible Flow Past an Oscillating Airfoil in a Wind Tunnel," J. Aeronaut. Sci., 23 (7), pp 671-678 (1956).
7. Lane, F., "Supersonic Flow Past an Oscillating Cascade with Supersonic Leading Edge Locus," J. Aeronaut. Sci., 24 (1), pp 65-66 (1957).

Articles for the DIGEST will be reviewed for technical content and edited for style and format. Before an article is submitted, the topic area should be cleared with the editors of the DIGEST. Literature review topics are assigned on a first come basis. Topics should be narrow and well-defined. Articles should be 1500 to 2500 words in length. For additional information on topics and editorial policies, please contact:

Milda Z. Tamulionis
Research Editor
Vibration Institute
101 N. 55th Street, Suite 206
Clarendon Hills, Illinois 60514

DEPARTMENT OF THE NAVY

NAVAL RESEARCH LABORATORY, CODE 5804
SHOCK AND VIBRATION INFORMATION CENTER
Washington, D.C. 20375

OFFICIAL BUSINESS
PENALTY FOR PRIVATE USE, \$300

POSTAGE AND FEES PAID
DEPARTMENT OF THE NAVY
DDO-316



THIRD CLASS MAIL

DEFENSE DOCUMENTATION CENTER
CAMERON STATION
ALEXANDRIA, VA 22314

THE SHOCK AND VIBRATION DIGEST

VOLUME 14, No. 12

December 1982

EDITORIAL

- 1 SVIC Notes
- 2 Editors Rattle Space

- 22 Annual Article Index
- 25 Book Reviews
- 28 Book Reviews: 1982

ARTICLES AND REVIEWS

- 3 Feature Article - DYNAMIC BALANCING WITH MICRO PROCESSORS
D.G. Stadelbauer
- 8 Literature Review
- 9 OPTIMIZATION OF STRUCTURES UNDER SHOCK AND VIBRATION ENVIRONMENT
S.S. Rao
- 17 RECENT INVESTIGATIONS OF THE PROPAGATION OF FINITE AMPLITUDE MUTLI-DIMENSIONAL ACOUSTIC WAVES
J.H. Ginsberg

CURRENT NEWS

- 31 Short Courses
- 33 News Briefs

ABSTRACTS FROM THE CURRENT LITERATURE

- 34 Abstract Categories
- 35 Abstract Contents
- 36 Abstracts: 82-2490 to 82-2684
- 81 Annual Author Index
- 107 Annual Subject Index
- 162 Periodicals Scanned

CALENDAR