

AD-R130 278

LASER-INDUCED BOUND STATES AT SURFACES: ION
NEUTRALIZATION AND ADSORPTION(U) ROCHESTER UNIV NY DEPT
OF CHEMISTRY K LAM ET AL. JUN 83

1/1


UNCLASSIFIED

UROCHESTER/DC/83/TR-37 N00014-80-C-0472

F/G 12/1

NL

END



MICROCOPY RESOLUTION TEST CHART
NATIONAL BUREAU OF STANDARDS-1963-A

17

OFFICE OF NAVAL RESEARCH
Contract N00014-80-C-0472
Task No. NR 056-749
TECHNICAL REPORT No. 37

Laser-Induced Bound States at Surfaces:
Ion Neutralization and Adsorption

by

Kai-Shue Lam, Michael Hutchinson and Thomas F. George

Prepared for Publication

in

Collisions and Half-Collisions with Lasers
edited by N. K. Rahman and C. Guidotti
(Harwood Academic, Chur, Switzerland)

Department of Chemistry
University of Rochester
Rochester, New York 14627

DTIC
ELECTE
S JUL 13 1983
A

June 1983

Reproduction in whole or in part is permitted for any
purpose of the United States Government.

This document has been approved for public release
and sale; its distribution is unlimited.

83 07 12 064

ADA130278

DTIC FILE COPY

Unclassified

SECURITY CLASSIFICATION OF THIS PAGE (When Data Entered)

REPORT DOCUMENTATION PAGE		READ INSTRUCTIONS BEFORE COMPLETING FORM
1. REPORT NUMBER UROCHESTER/DC/83/TR-37	2. GOVT ACCESSION NO. A130 278	3. RECIPIENT'S CATALOG NUMBER
4. TITLE (and Subtitle) Laser-Induced Bound States at Surfaces: Ion Neutralization and Adsorption		5. TYPE OF REPORT & PERIOD COVERED
		6. PERFORMING ORG. REPORT NUMBER
7. AUTHOR(s) Kai-Shue Lam, Michael Hutchinson and Thomas F. George		8. CONTRACT OR GRANT NUMBER(s) N00014-80-C-0472
9. PERFORMING ORGANIZATION NAME AND ADDRESS Department of Chemistry University of Rochester Rochester, New York 14627		10. PROGRAM ELEMENT, PROJECT, TASK AREA & WORK UNIT NUMBERS NR 056-749
11. CONTROLLING OFFICE NAME AND ADDRESS Office of Naval Research Chemistry Program Code 472 Arlington, Virginia 22217		12. REPORT DATE June 1983
		13. NUMBER OF PAGES 11
14. MONITORING AGENCY NAME & ADDRESS (if different from Controlling Office)		15. SECURITY CLASS. (of this report) Unclassified
		15a. DECLASSIFICATION/DOWNGRADING SCHEDULE
16. DISTRIBUTION STATEMENT (of this Report) This document has been approved for public release and sale; its distribution is unlimited.		
17. DISTRIBUTION STATEMENT (of the abstract entered in Block 20, if different from Report)		
18. SUPPLEMENTARY NOTES Prepared for publication in <u>Collisions and Half-Collisions with Lasers</u> , edited by N. K. Rahman and C. Guidotti (Harwood Academic, Chur, Switzerland)		
19. KEY WORDS (Continue on reverse side if necessary and identify by block number) LASER-INDUCED BOUND STATES QUANTUM MECHANICS SURFACES LEVEL WIDTHS AND SHIFTS ION NEUTRALIZATION PHONONS ADSORPTION		
20. ABSTRACT (Continue on reverse side if necessary and identify by block number) Two mechanisms for laser-generated bound states of a foreign species on a solid surface are discussed. The first, ion neutralization, leads to a bound electronic valence state of a projectile ion that is not degenerate with any electronic band states of the surface, while the second, radiative adsorption, gives a stable vibrational state of an adsorbed atom. The laser intensity plays the dominant role in the first process, whereas in the second a resonantly-tuned frequency is of greater importance.		

Collisions and Half-Collisions with Lasers

edited by N. K. Rahman and C. Guidotti

(Harwood Academic, Chur, Switzerland)

LASER-INDUCED BOUND STATES AT SURFACES:
ION NEUTRALIZATION AND ADSORPTION

KAI-SHUE LAM, MICHAEL HUTCHINSON AND THOMAS F. GEORGE
Department of Chemistry, University of Rochester
Rochester, New York 14627 USA

Abstract A laser can be used to generate bound states, both electronic and vibrational, of a foreign atom on a solid surface, and is capable of enhancing processes like ion neutralization and adsorption.

INTRODUCTION

Two mechanisms for laser-generated bound states of a foreign species on a solid surface are discussed. The first, ion neutralization, leads to a bound electronic valence state of a projectile ion that is not degenerate with any electronic band states of the surface, while the second, radiative adsorption, gives a stable vibrational state of an adsorbed atom. The laser intensity plays the dominant role in the first process, whereas in the second a resonantly-tuned frequency is of greater importance.

ION NEUTRALIZATION

In many theories treating neutralization of ions scattered from solid surfaces,^{1,2} resonance processes play a dominant role. This kind of resonance is between a discrete state and a continuum level. Thus a valence level of the



SEARCHED	INDEXED
SERIALIZED	FILED
APR 1981	
FBI - NEW YORK	
A	

K.S. LAM, M. HUTCHINSON and T.F. GEORGE

projectile ion (the discrete state) is considered to have a position-dependent energy $\epsilon_0(z)$ (see Fig. 1) which, at some region of small z , is resonant with a continuum of band levels of the electronic states in the solid surface; the position z represents some measure of the distance of the ion from the surface. The bound-continuum interaction is usually assumed to be significant only for small z , that is, when the ion is near the surface. Moreover, the strength of the interaction is assumed to be such that both the shift and width of the resonant state are small, and that the energy spectrum of the ion-surface system is the same as that of the band states of the solid surface. These limitations on the bound-continuum interaction, together with the particular nature of the model--one discrete state embedded in one continuum--lead to the situation where true bound states of the ion-surface system play no role at all in the description of the mechanisms leading to charge transfer. If such mechanisms require true bound states, they have to be added to the model. For example, Auger neutralization may take place if a deep-lying unoccupied level of the incoming ion is available.³

Within the constraints of the model described above and a particular physical system, the bound-continuum interaction has a fixed strength, and thus true bound states either enter the picture or not at all. With the introduction of a laser, however, the situation is changed drastically. The fact of crucial importance is that both the laser frequency and the field strength are adjustable. Thus the same model, when it is understood that the bound-continuum interaction is due to a field coupling, can not only incorporate a variable $\epsilon_0(z)$ (variable not only with respect to z but by amounts directly related to $\hbar\omega$) but also a variable coupling strength

K.S. LAM, M. HUTCHINSON and T.F. GEORGE

(directly related to the field strength). It is precisely these variable quantities which lead to the possible existence of true bound states, even when they are precluded in the absence of the field. The laser may then be used to enhance bound state mechanisms which are either unimportant or impossible in the field-free situation. With respect to the Auger neutralization process mentioned above, the laser may literally create a "deep-lying" valence state to act as receptor of an electron from a band level. Such a state may also interact resonantly with any core levels of the solid surface that happen to be approximately degenerate with it. In what follows we give a brief discussion of the theory behind the formation of the laser-induced bound state.

The schematic picture of the energy level structure in our model is given in Fig. 1. The Hamiltonian may be written as

$$H(z) = \sum_k \epsilon_k n_k + (\epsilon_0(z) + \hbar\omega) n_0 + \sum_k [V_k(z) c_0^\dagger c_k + \text{h.c.}], \quad (1)$$

where $V_k(z)$ is the bound-continuum interaction provided by the field coupling, and k is the band index. The emergence of possible bound states is most easily seen by focusing on the eigenvalue equation for $H(z)$:

$$\epsilon - (\epsilon_0 + \hbar\omega) + g^2 \int d\epsilon' \frac{\rho(\epsilon') |V(\epsilon')|^2}{\epsilon' - \epsilon} = 0, \quad (2)$$

where we have introduced a coupling strength g into $V_k(z)$ such that

$$V_k(z) = gV(\epsilon), \quad (3)$$

and the z dependence is not explicitly written on the RHS. For radiative coupling, g^2 is directly proportional to the field strength.

Under what conditions will a true bound state emerge? There will be bound states when Eq. (2) admits negative

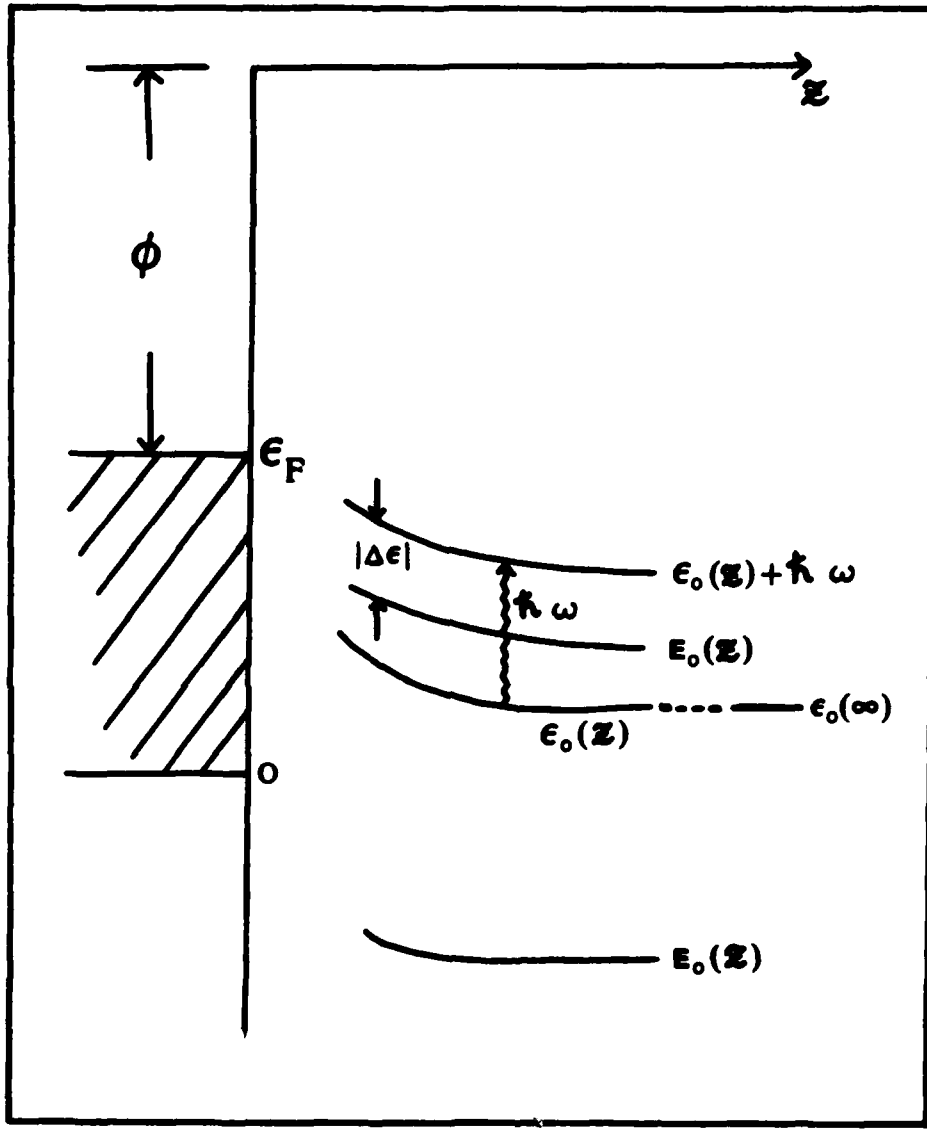


FIGURE 1. Energy level structure of the model describing ion neutralization at a solid surface. $\epsilon_0(z)$ is the unoccupied valence level of the ion, ω is the laser frequency, and $\Delta\epsilon$ is the level shift (this is shown to be negative in the picture). $E_0(z)$ is either a virtual level when it is degenerate with the conduction band, or a true bound state when it is outside the conduction band. ϵ_F is the Fermi energy, and ϕ is the work function.

K.S. LAM, M. HUTCHINSON and T.F. GEORGE

energy solutions. Let this solution be $E_0 \approx -x$, where $x > 0$.
Eq. (2) then reads

$$x + \epsilon_0 + \hbar\omega = g^2 \int d\epsilon' \frac{\rho(\epsilon') |V(\epsilon')|^2}{\epsilon' + x}. \quad (4)$$

Examination of the quantitative picture for a graphical solution quickly reveals that there will be a negative energy solution only when

$$g > g_{\text{crit}},$$

where

$$g_{\text{crit}} = \left[\frac{\epsilon_0 + \hbar\omega}{\int d\epsilon' \frac{\rho(\epsilon') |V(\epsilon')|^2}{\epsilon'}} \right]^{1/2}. \quad (5)$$

Thus whenever the laser field strength is increased beyond a value specified by the critical coupling constant g_{crit} , a true bound state emerges. Furthermore, the model only admits one and only one such state.

For $g < g_{\text{crit}}$, however, the valence level of the projectile ion becomes an unstable (virtual) state with a shift in energy, $\Delta\epsilon$, given by

$$\Delta\epsilon = -g^2 \mathcal{P} \int d\epsilon' \frac{\rho(\epsilon') |V(\epsilon')|^2}{\epsilon' - E_0}, \quad (6)$$

where \mathcal{P} denotes the principal value of the integral.

Eq. (6) implies that when

$$|\Delta\epsilon| > \epsilon_0 + \hbar\omega,$$

we have a true bound state. Looking at Fig. 1, then, the laser can be imagined to do the following thing: As the field strength is increased, the resonant valence level $\epsilon_0 + \hbar\omega$ is pulled progressively down the conduction band. As long as $g < g_{\text{crit}}$, $E_0(z)$ stays within the conduction band, and at most we have an unstable state. But when

K.S. LAM, M. HUTCHINSON and T.F. GEORGE

$g > g_{\text{crit}}$, $E_0(z)$ falls outside of the band, and a true bound state results.

RADIATION-ASSISTED ADSORPTION

We now consider an alternative mechanism for laser-generated bound states. This is the process of radiative adsorption, which is illustrated in Fig. 2. During the encounter with a surface, an adatom can undergo transition to a bound state of the adatom-surface potential by stimulated emission of a photon. If the surface were rigid, such a bound state would be unstable to the reverse process, photon absorption. However, by coupling the adatom motion to the phonon "bath" of the solid, there exists the possibility of a simultaneous decay to a lower-lying bound state by phonon creation. Such a state would be a true final state, except at temperatures sufficiently high that phonon annihilation (feedback) is important.

We shall now sketch the theory of this process for adsorption on a one-dimensional lattice (the extension to three dimensions is straightforward, but the notation for the one-dimensional problem is simpler). We may write the Hamiltonian as

$$H = H_0 + H_{\text{int}}^r + H_{\text{int}}^p, \quad (7)$$

where

$$H_0 = H^r + H^p + H^a, \quad (8)$$

and the superscripts r , p and a stand for the radiation, phonons and the adatom, respectively. The corresponding eigenvectors of these zeroth-order Hamiltonians are written

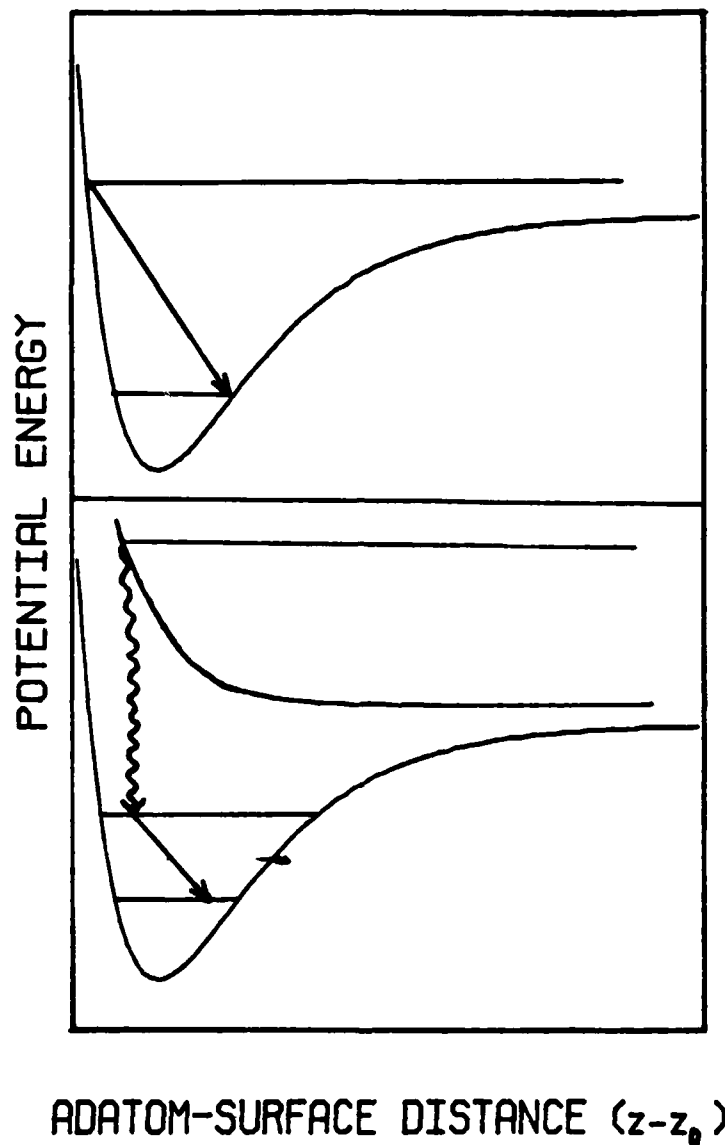


FIGURE 2. Adsorption events depicted in the space of the atom-surface electronic eigenstates. Top: adsorption from a continuum by the creation of a single phonon. Bottom: adsorption from a continuum by the "simultaneous" creation of a photon and a phonon. The phonon events are depicted by straight arrows.

K.S. LAM, M. HUTCHINSON and T.F. GEORGE

as $|n_{k\sigma}^r\rangle, |n_k^p\rangle$ and $|E^+\rangle, |f\rangle$. The third and fourth eigenvectors (of H^a) are, respectively, the scattering state at energy E (with an outgoing wave boundary condition) and a final bound state f . The latter state thus represents the adatom bound to the surface. Using a projection operator Q to project out the bound intermediate state $|m\rangle$ to which the radiative transition is made, it is now possible to write the adsorption rate R due to a plane-polarized laser as

$$\begin{aligned}
 R = & |\langle n_{k\sigma}^p+1 | \langle f | H_{int}^p | m \rangle | n_k^p \rangle|^2 \\
 & \times |(G_{QQ}^+)_{mm} \langle n_{k0}^r+1 | \langle m | H_{int}^r | E^+ \rangle | n_{k0}^r \rangle|^2 \\
 & \times \delta((E-E_f) - \hbar\omega_p - \hbar\omega_r), \quad (9)
 \end{aligned}$$

where

$$G_{QQ}^+ = \lim_{\epsilon \rightarrow 0} (E + i\eta - H_{QQ} - H_{QP} G_0^+ H_{PQ})^{-1}, \quad (10)$$

$$P = 1-Q$$

and

$$O_{XY} = XOY.$$

G_0^+ is the Green's function for non-resonant scattering and is expanded in a product basis of surface plane waves and adatom scattering out-waves.

We now consider the contribution of a single-phonon transition to the rate by expanding the operator H_{int}^p in a Taylor's series in the lattice coordinate z_ℓ :

$$H_{int}^p = \sum_{\ell} d^{\ell}(z) (z_{\ell} - z_{\ell}^0), \quad (11)$$

where z is the coordinate of the ads atom, and z_{ℓ}^0 is the equilibrium (frozen lattice) coordinate of atom ℓ in the

K.S. LAM, M. HUTCHINSON and T.F. GEORGE

chain,

$$d^{\ell}(z) = \frac{\partial}{\partial z_{\ell}} V(z-z_{\ell}) \Big|_{z_{\ell}=z_{\ell}^0} \quad (12)$$

To arrive at the total averaged rate $\langle R \rangle$, it is necessary to average over initial and sum over final phonon states. Dropping for simplicity the Fock states of the radiation field, we are led by standard manipulations^{4,5} to

$$\begin{aligned} \langle R \rangle = & \sum_{\ell} \frac{|\langle f | \sum_{\ell} d^{\ell}(z) | m \rangle|^2}{NM} \frac{1}{\omega_p} (\bar{n}_p + 1) \rho(\omega_p) \\ & \times |(G_{QQ}^+)_{mm} \langle m | H_{int}^{\dagger} | E^+ \rangle|^2, \end{aligned} \quad (13)$$

where $\rho(\omega_p)$ is the phonon density of states as a function of the energy-conserving frequency, ω_p , \bar{n}_p is the average occupation number of phonon mode p ,

$$\bar{n}_p = (e^{\hbar\omega_p/kT} - 1)^{-1},$$

and there are N atoms in the chain, each of mass M . An important feature of Eq. (13) is the natural separation of the gas-phase problem from that of the surface. The only point of contact is in $(G_{QQ}^+)_{mm}$, which would contain width and level shift terms due to the phonons, and related terms which are due to the radiative interaction.

ACKNOWLEDGMENTS

This research was supported by the Air Force Office of Scientific Research (AFSC), United States Air Force, under Grant AFOSR-82-0046, the Office of Naval Research and the U.S. Army Research Office. The United States Government is authorized to reproduce and distribute reprints for governmental purposes notwithstanding any copyright notation hereon. TFG acknowledges the Camille and Henry Dreyfus

K.S. LAM, M. HUTCHINSON and T.F. GEORGE

Foundation for a Teacher-Scholar Award (1975-84) and the John Simon Guggenheim Memorial Foundation for a Fellowship (1983-84).

REFERENCES

1. J. C. Tully, Phys. Rev. B, 16, 4324 (1977).
2. R. Brako and D. M. News, Surface Sci., 108, 253 (1981).
3. H. D. Hagstrum, Phys. Rev., 96, 336 (1954); 122, 83 (1980).
4. F. O. Goodman, Prog. Surf. Sci., 5, 261 (1974)
5. A. A. Maradudin, E. W. Montroll, G. H. Weiss and I. P. Ipatova, in Theory of Lattice Dynamics in the Harmonic Approximation (Academic Press, New York, 1971), pp. 261-375.

TECHNICAL REPORT DISTRIBUTION LIST, GEN

	<u>No.</u> <u>Copies</u>		<u>No.</u> <u>Copies</u>
Office of Naval Research Attn: Code 413 800 North Quincy Street Arlington, Virginia 22217	2	Naval Ocean Systems Center Attn: Mr. Joe McCartney San Diego, California 92152	1
ONR Pasadena Detachment Attn: Dr. R. J. Marcus 1030 East Green Street Pasadena, California 91106	1	Naval Weapons Center Attn: Dr. A. B. Amster, Chemistry Division China Lake, California 93555	1
Commander, Naval Air Systems Command Attn: Code 310C (H. Rosenwasser) Department of the Navy Washington, D.C. 20360	1	Naval Civil Engineering Laboratory Attn: Dr. R. W. Drisko Port Hueneme, California 93401	1
Defense Technical Information Center Building 5, Cameron Station Alexandria, Virginia 22314	12	Dean William Tolles Naval Postgraduate School Monterey, California 93940	1
Dr. Fred Saalfeld Chemistry Division, Code 6100 Naval Research Laboratory Washington, D.C. 20375	1	Scientific Advisor Commandant of the Marine Corps (Code RD-1) Washington, D.C. 20380	1
U.S. Army Research Office Attn: CRD-AA-IP P. O. Box 12211 Research Triangle Park, N.C. 27709	1	Naval Ship Research and Development Center Attn: Dr. G. Bosmajian, Applied Chemistry Division Annapolis, Maryland 21401	1
Mr. Vincent Schaper DTNSRDC Code 2803 Annapolis, Maryland 21402	1	Mr. John Boyle Materials Branch Naval Ship Engineering Center Philadelphia, Pennsylvania 19112	1
Naval Ocean Systems Center Attn: Dr. S. Yamamoto Marine Sciences Division San Diego, California 91232	1	Mr. A. M. Anzalone Administrative Librarian PLASTEC/ARRADCOM Bldg 3401 Dover, New Jersey 07801	1
Dr. David L. Nelson Chemistry Program Office of Naval Research 800 North Quincy Street Arlington, Virginia 22217	1		

TECHNICAL REPORT DISTRIBUTION LIST, 056

	<u>No. Copies</u>		<u>No. Copies</u>
Dr. G. A. Somorjai Department of Chemistry University of California Berkeley, California 94720	1	Dr. W. Kohn Department of Physics University of California (San Diego) La Jolla, California 92037	1
Dr. J. Murday Naval Research Laboratory Surface Chemistry Division (6170) 455 Overlook Avenue, S.W. Washington, D.C. 20375	1	Dr. R. L. Park Director, Center of Materials Research University of Maryland College Park, Maryland 20742	1
Dr. J. B. Hudson Materials Division Rensselaer Polytechnic Institute Troy, New York 12181	1	Dr. W. T. Peria Electrical Engineering Department University of Minnesota Minneapolis, Minnesota 55455	1
Dr. Theodore E. Madey Surface Chemistry Section Department of Commerce National Bureau of Standards Washington, D.C. 20234	1	Dr. Chia-wei Woo Department of Physics Northwestern University Evanston, Illinois 60201	1
Dr. J. M. White Department of Chemistry University of Texas Austin, Texas 78712	1	Dr. Robert M. Hexter Department of Chemistry University of Minnesota Minneapolis, Minnesota 55455	1
Dr. Keith H. Johnson Department of Metallurgy and Materials Science Massachusetts Institute of Technology Cambridge, Massachusetts 02139	1	Dr. R. P. Van Duyne Chemistry Department Northwestern University Evanston, Illinois 60201	1
Dr. J. E. Demuth IBM Corporation Thomas J. Watson Research Center P. O. Box 218 Yorktown Heights, New York 10598	1	Dr. S. Sibener Department of Chemistry James Franck Institute 5640 Ellis Avenue Chicago, Illinois 60637	1
Dr. C. P. Flynn Department of Physics University of Illinois Urbana, Illinois 61801	1	Dr. M. G. Lagally Department of Metallurgical and Mining Engineering University of Wisconsin Madison, Wisconsin 53706	1

TECHNICAL REPORT DISTRIBUTION LIST, 056

	<u>No.</u> <u>Copies</u>		<u>No.</u> <u>Copies</u>
Dr. Robert Gomer Department of Chemistry James Franck Institute 5640 Ellis Avenue Chicago, Illinois 60637	1	Dr. K. G. Spears Chemistry Department Northwestern University Evanston, Illinois 60201	1
Dr. R. G. Wallis Department of Physics University of California, Irvine Irvine, California 92664	1	Dr. R. W. Plummer University of Pennsylvania Department of Physics Philadelphia, Pennsylvania 19104	1
Dr. D. Ramaker Chemistry Department George Washington University Washington, D.C. 20052	1	Dr. E. Yeager Department of Chemistry Case Western Reserve University Cleveland, Ohio 44106	1
Dr. P. Hansma Physics Department University of California, Santa Barbara Santa Barbara, California 93106	1	Professor D. Hercules University of Pittsburgh Chemistry Department Pittsburgh, Pennsylvania 15260	1
Dr. J. C. Hemminger Chemistry Department University of California, Irvine Irvine, California 92717	1	Professor N. Winograd The Pennsylvania State University Department of Chemistry University Park, Pennsylvania 16802	1
Dr. Martin Fleischmann Department of Chemistry Southampton University Southampton SO9 5NH Hampshire, England	1	Professor T. F. George The University of Rochester Chemistry Department Rochester, New York 14627	1
Dr. G. Rubloff IBM Thomas J. Watson Research Center P. O. Box 218 Yorktown Heights, New York 10598	1	Professor Dudley R. Herschbach Harvard College Office for Research Contracts 1350 Massachusetts Avenue Cambridge, Massachusetts 02138	1
Dr. J. A. Gardner Department of Physics Oregon State University Corvallis, Oregon 97331	1	Professor Horia Metiu University of California, Santa Barbara Chemistry Department Santa Barbara, California 93106	1
Dr. G. D. Stein Mechanical Engineering Department Northwestern University Evanston, Illinois 60201	1	Professor A. Stecki Rensselaer Polytechnic Institute Department of Electrical and Systems Engineering Integrated Circuits Laboratories Troy, New York 12181	1

TECHNICAL REPORT DISTRIBUTION LIST, 056

	<u>No.</u> <u>Copies</u>	<u>No.</u> <u>Copies</u>
Dr. John T. Yates Department of Chemistry University of Pittsburgh Pittsburgh, Pennsylvania 15260	1	
Professor G. H. Morrison Department of Chemistry Cornell University Ithaca, New York 14853	1	
Captain Lee Myers AFOSR/NC Bolling AFB Washington, D.C. 20332	1	
Dr. David Squire Army Research Office P. O. Box 12211 Research Triangle Park, NC 27709	1	
Professor Ronald Hoffman Department of Chemistry Cornell University Ithaca, New York 14853	1	

