AD-A138 651 THE ELECTRON DENSITY AND TEMPERATURE IN THE PHOTOIONIZED BACKGROUND GAS (..(U) NAVAL RESEARCH LAB WASHINGTON DC A W ALI 22 FEB 84 NRL-MR-5270 1/1

UNCLASSIFIED F/G 20/9 NL

END
DATE
FILMED
4-84
DTIC



MICROCOPY RESOLUTION TEST CHART
NATIONAL BUREAU OF STANDARDS-1963-A

AD A100

SECURITY CLASSIFICATION OF THIS PAGE

REPORT DOCUMENTATION PAGE

1a. REPORT SECURITY CLASSIFICATION UNCLASSIFIED	1b. RESTRICTIVE MARKINGS
2a. SECURITY CLASSIFICATION AUTHORITY	3. DISTRIBUTION/AVAILABILITY OF REPORT
2b. DECLASSIFICATION/DOWNGRADING SCHEDULE	Approved for public release; distribution unlimited.
4. PERFORMING ORGANIZATION REPORT NUMBER(S) NRL Memorandum Report 5270	5. MONITORING ORGANIZATION REPORT NUMBER(S)
6a. NAME OF PERFORMING ORGANIZATION Naval Research Laboratory — 6b. OFFICE SYMBOL (If applicable)	7a. NAME OF MONITORING ORGANIZATION
6c. ADDRESS (City, State and ZIP Code) Washington, DC 20375	7b. ADDRESS (City, State and ZIP Code)
8a. NAME OF FUNDING/SPONSORING ORGANIZATION Defense Nuclear Agency — 8b. OFFICE SYMBOL (If applicable)	9. PROCUREMENT INSTRUMENT IDENTIFICATION NUMBER
8c. ADDRESS (City, State and ZIP Code) Washington, DC 20305	10. SOURCE OF FUNDING NOS.
11. TITLE (Include Security Classification) (See page ii)	PROGRAM ELEMENT NO.: 62715H; PROJECT NO.: ; TASK NO.: ; WORK UNIT NO.: 47-1606-0-4
12. PERSONAL AUTHOR(S) A. W. Ali	
13a. TYPE OF REPORT: Interim — 13b. TIME COVERED: FROM ____ TO ____	14. DATE OF REPORT (Yr., Mo., Day): February 22, 1984 — 15. PAGE COUNT: 27

16. SUPPLEMENTARY NOTATION

This work was sponsored by the Defense Nuclear Agency under Subtask I25BMXIO, work unit 00024 and work unit title "Early Time Plasma."

17. COSATI CODES		
FIELD	GROUP	SUB. GR.

18. SUBJECT TERMS (Continue on reverse if necessary and identify by block number)

Plasma diagnostics; Band intensity; Excitation cross section 3914Å; 3371Å Bands; Electron density; Electron temperature

19. ABSTRACT (Continue on reverse if necessary and identify by block number)

A scheme is presented for the determination of the electron density and temperature in a background gas surrounding a laser produced plasma. The background gas (N_2^0) is photoionized by the ionizing radiation from the laser produced plasma. Band intensities of 3914Å and 3371Å from N_2^+ and N_2^0 are utilized for the determination of the state of the background plasma.

20. DISTRIBUTION/AVAILABILITY OF ABSTRACT UNCLASSIFIED/UNLIMITED ☒ SAME AS RPT. ☐ DTIC USERS ☐	21. ABSTRACT SECURITY CLASSIFICATION UNCLASSIFIED
22a. NAME OF RESPONSIBLE INDIVIDUAL A. W. Ali	22b. TELEPHONE NUMBER (Include Area Code): (202) 767-3762 — 22c. OFFICE SYMBOL: Code 4700.1

DD FORM 1473, 83 APR — EDITION OF 1 JAN 73 IS OBSOLETE.

SECURITY CLASSIFICATION OF THIS PAGE

11. TITLE

THE ELECTRON DENSITY AND TEMPERATURE IN THE PHOTOIONIZED BACKGROUND GAS (N_2) SURROUNDING A LASER PRODUCED PLASMA

CONTENTS

INTRODUCTION 1

NITROGEN EMISSION BANDS FOR PLASMA DIAGNOSTICS 2

THE 3914Å BAND 2

THE 3371Å BAND 4

BAND INTENSITY RELATIONS 8

CALCULATIONS OF N_e AND T_e 10

CONCLUSIONS 13

ACKNOWLEDGMENT 13

REFERENCES 14

DTIC
ELECTE
MAR 8 1984
S D
B

Accession For
NTIS GRA&I ☑
DTIC TAB ☐
Unannounced ☐
Justification
By
Distribution/
Availability Codes
Dist | Avail and/or Special
A-1

THE ELECTRON DENSITY AND TEMPERATURE IN THE PHOTOIONIZED BACKGROUND GAS (N_2) SURROUNDING A LASER PRODUCED PLASMA

1. INTRODUCTION

The early time phenomena of a nuclear detonation can be simulated in the laboratory by focusing a high power laser onto a target. The laser produced plasma expands into a suitable background gas which is swept, compressed and ionized by the expanding plasma. Various interesting physical processes, such as coupling mechanisms can be studied in the laboratory.

The high density and high temperature plasma, however, emits radiation which photoionizes the background gas ahead the plasma expansion into the gas. Such a photoionized region resembles what is generally called the UV-Fireball in high altitude nuclear detonations. The state of the background gas and its degree of ionization can provide informantion on the amount of ionizing radiation absorbed in the gas as well as on debris-gas coupling.

In this report we describe a theoretical approach to determine the state of the photoionized background gas, i.e. the electron density and the electron temperature. This approach is based on spectroscopic quantities which can be measured, and is in support of the NRL experiments[1] on the early time phenomena.

For a background gas of nitrogen (N_2) the intensities of two bands emissions, one at 3914Å and the other at 3371Å can be utilized to determine the electron density and the electron temperature. These emissions, at 3914Å and 3371Å are the (0,0) transitions in the first negative and the second positive bands systems of N_2^+ and N_2 , respectively.

This report gives the description for the calculations of these intensities by discussing the excitation and deexcitation mechanisms that affect the band intensities. It provides the appropriate cross sections,

Manuscript approved November 29, 1983.

quenching coefficients and radiative decay rates which are essential for these calculations. Finally the report utilizes the formalism to calculate the electron density and the electron temperature in the NRL experiment for two background gas pressures of 5 Torr and 1.5 Torr.

2. NITROGEN EMISSION BANDS FOR PLASMA DIAGNOSTICS

The nitrogen molecule and its ion have numerous bands[2] which emit in the ultraviolet, visible and infrared. Many of these bands can be used for diagnostics of nitrogen plasmas. Two specific bands, however, the first negative and the second positive, shown[3] in Fig. 1, have often been utilized for plasma diagnostics and as a measure of electron and x-ray energy depositions[4-10] in N_2 and Air. The strongest transitions in these bands are the (0,0) transitions and are at 3914Å from the first negative band and 3371Å from the second positive band. The excitation mechanisms and various parameters of interest to these two bands have been reviewed by Ali[11] and are discussed here briefly.

2.1 THE 3914Å BAND

The 3914Å band corresponds to the (0,0) transition in the first negative bands system ($B^2\Sigma \rightarrow X^2\Sigma$) of N_2^+. The upper level of this transition has a weighted[12] life time of 62.5 nsec which implies a total decay rate of $1.6\times10^7 sec^{-1}$. Using the relevant Frank Condon factors[13] one obtains a rate of $1.04\times10^7 sec^{-1}$ for the (0,0) transition. In addition to the radiative decay, the upper level for the 3914Å transition is quenched by N_2 according to the following reaction

$$N_2^+(B,0) + N_2 \rightarrow N_2^+ (X) + N_2 \qquad (1)$$

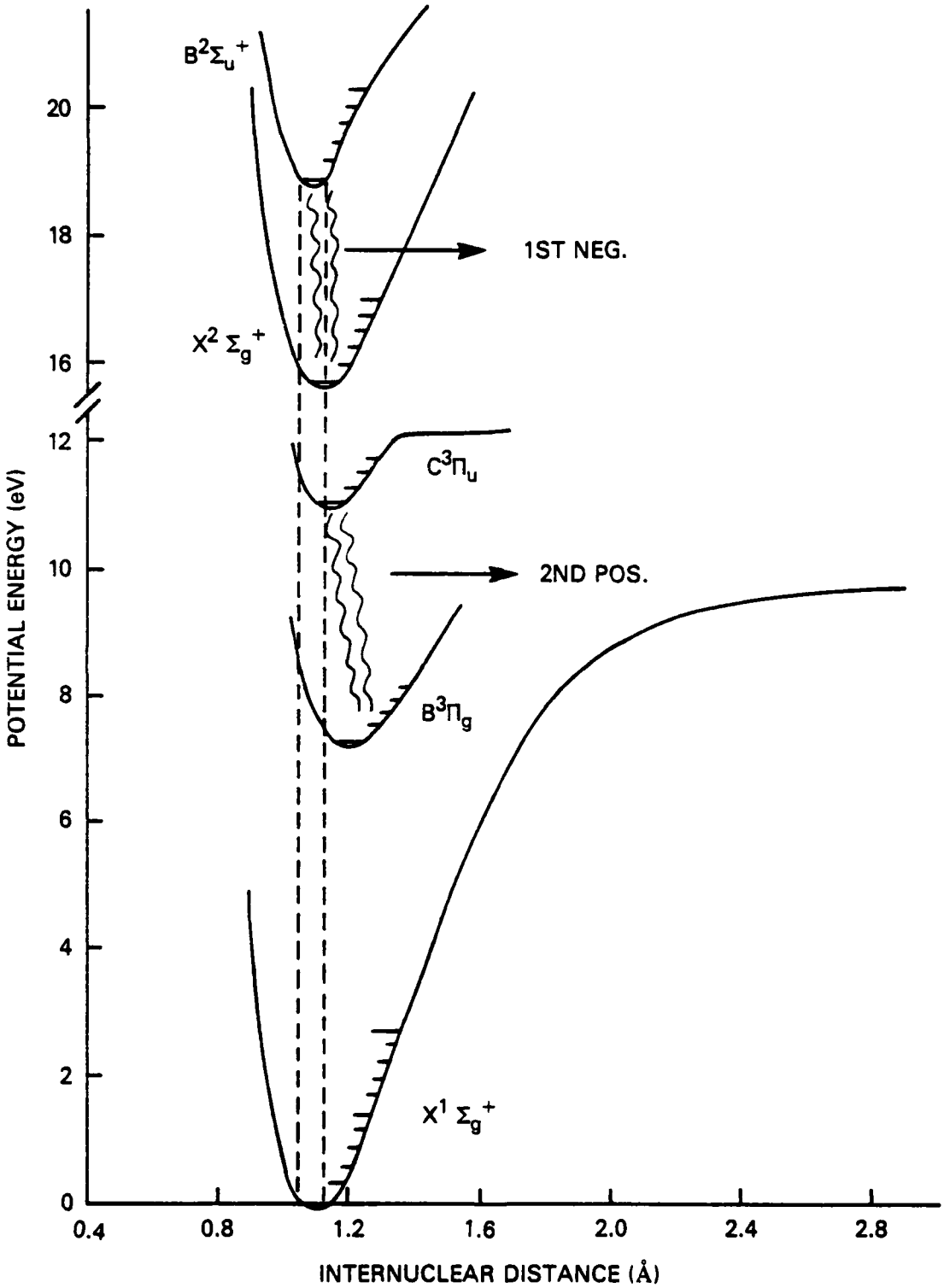

Fig. 1 The partial energy diagram of N_2 and N_2^+ where emissions from the first negative and the second positive bands are indicated.

A weighted average[11] for the quenching rate coefficient for process (1), based on various measurements, is $4.6 \times 10^{-10} cm^3/sec$.

The upper level of the first negative band, $N_2^+(B)$, is produced by photoionization as are the other ionization continua of N_2^+. However, this ionization contiuum represents[14] < 10% of the total ionization of N_2 for radiation of $\lambda < 650Å$. The dominant excitation of the 3914Å, on the other hand, results from electron collision with the ground state of the ion, according to

$$e + N_2^+ (X) \rightarrow N_2^+ (B,0) + e \qquad (2)$$

The cross section for this process has been measured by Lee & Carlton[15] and by Crandall, et al[16] and are shown in Figure 2. However, the measurement of Lee and Carlton[15] is too high as a rate coefficient determination[17] have indicated previously. The reverse process of reaction (2) can contribute to the deexcitation when the electron density is high.

2.2 THE 3371Å BAND

The 3371Å band represents the (0,0) in the second positive bands system of N_2 which correspond to the $C^3\pi\ (\bar{v}) \rightarrow B^3\pi\ (\bar{\bar{v}})$ transitions. The lifetime of the upper level, $C^3\pi\ (v = o)$ has been measured and calculated (see Ref. 11 for details). A weighted average of the measurements yield 36.6 nsec for v = o state, which implies a radiative decay rate of $2.7 \times 10^7 sec^{-1}$. Using the appropriate Frank Condon factors[18] one obtains a rate of $1.22 \times 10^7 sec^{-1}$ for the 3371Å transition.

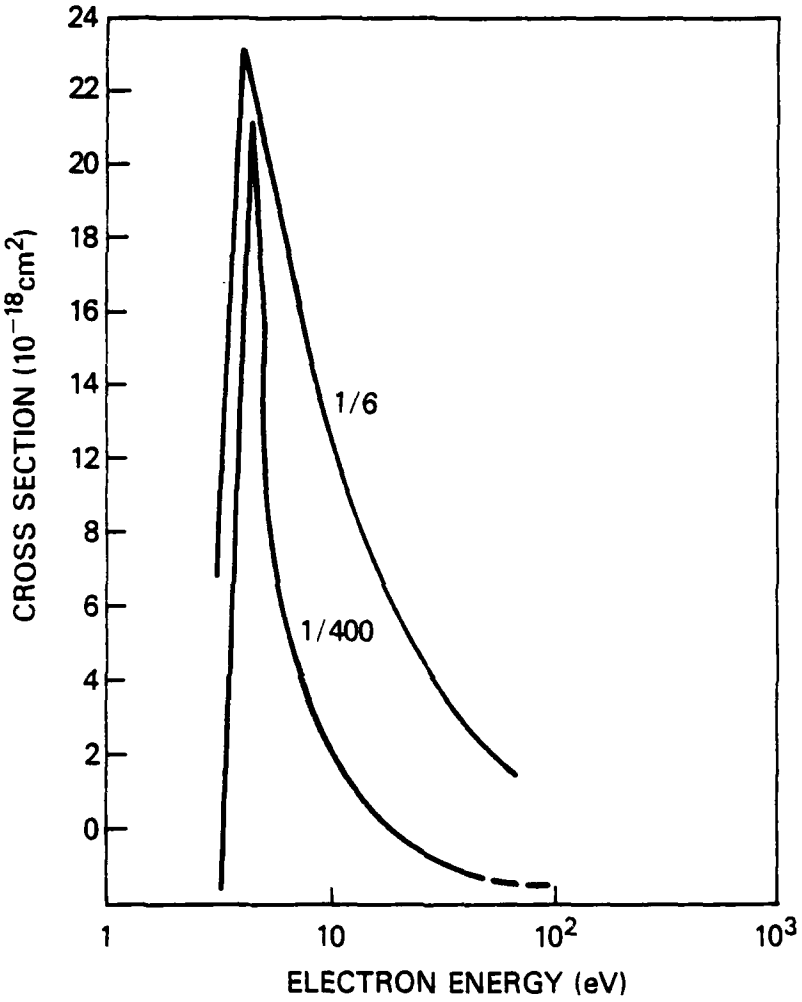

Fig. 2 The emission cross section for the 3914Å excitation from $N_2^+(x)$. The curves 1/6 and 1/400 are from References 16 and 15, and are reduced by factors of 6 and 400, respectively.

The $C^3\pi$ (v = o) state, the upper level for the 3371Å is quenched in collisions with N_2 according to (3)

$$N_2\,[C^3\pi\ (v = o)] + N_2 \rightarrow N_2 + N_2 \qquad (3)$$

Where a recommended[11] value for the rate coefficient is $1.12\times10^{-11}cm^3/sec$, based on various measurements (see Ref. 11 for details).

The $C^3\pi$ (o) state is excited by electron impact from the ground state of N_2. This excitation is a transition from a singlet, $^1\Sigma$, to a triplet, $^3\pi$, state and clearly can not be excited by photoabsorption, because it is a forbidden transition. The cross section for the excitation of the $C^3\pi$ state has been measured and calculated by numerous investigators and is reviewed in Ref. 19. Figure 3 shows the 3371Å emission cross section[20] for excitation from the ground state of N_2. In addition to the quenching of the C-state by N_2, it can be deexcited by electron collisions. However, the deexcitation to the $B^3\pi$ state is more effective. On the other hand, the cross section for this process is not known but can be estimated[21]. Other possible sources[22] of the 3371Å excitation is the dissociative recombination of N_4^+ with electrons, where a very small fraction results in the 3371Å emission. However, one must consider the time scale for the formation of N_4^+ in order to estimate its contribution to the 3371Å emission. The coefficient[23] for its formation is $5\times10^{-29}cm^6/sec$, which implies ~ 10μ sec for the N_4^+ formation at a pressure of 5 Torr and hence is negiligible for times of interest.

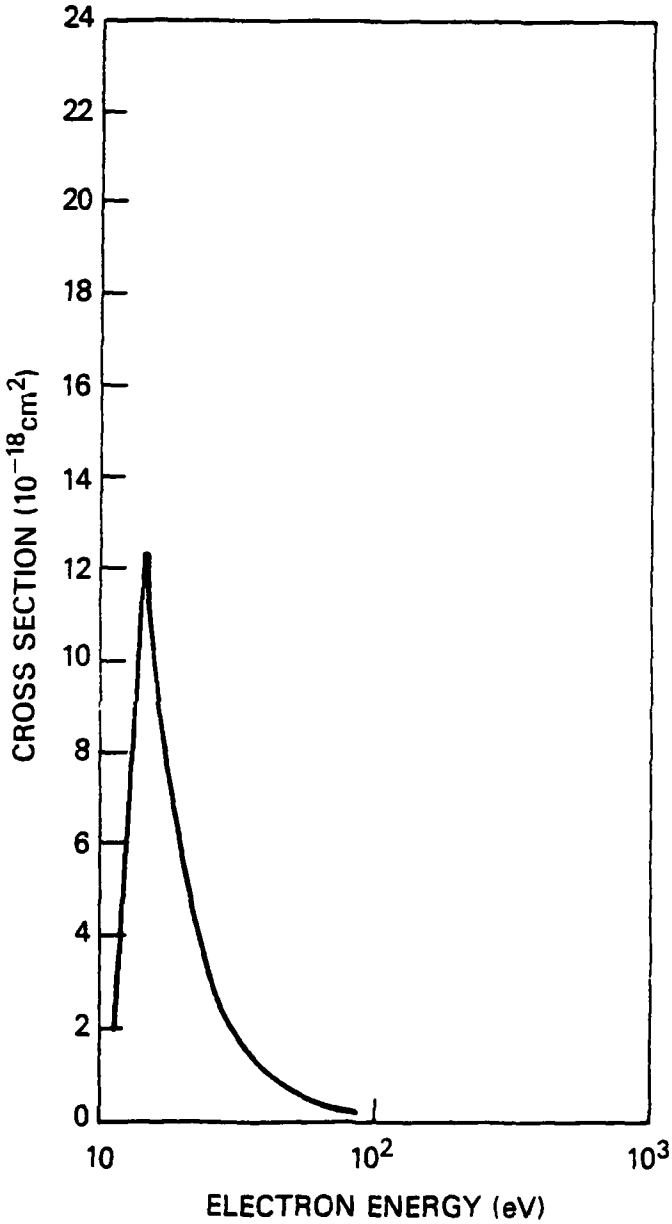

Fig. 3 The emission cross section for the 3371Å due to electron impact on N_2 (Ref. 20).

3. BAND INTENSITY RELATIONS

The line or band intensity for a transition from an upper state, n, to a lower state, n', can be expressed, for an optically thin case, as

$$I = A_{nn'} h\nu_{nn'} N_n L \tag{4}$$

Here, $A_{nn'}$ is the transition rate, $h\nu_{nn'}$ is the transition energy ($E_{nn'} = h\nu_{nn'}$), N_n is the population density of the excited state, n, and L is the length of the emitting plasma. The quantity that is needed in (4) is N_n which has to be calculated. In the case of an optically thick case, one has to perform the radiative transfer in addition to the calculation of the population density of the upper and the lower states of the transition.

The calculation of N_n can be obtained from the solution of a rate equation which considers all possible production and loss terms that affect the excited state. Obviously, this has to be done in conjunction with a set of rate equations which considers production and decay of the electron density and all relevant species in the plasma. The generation of ionization clearly requires the knowledge of the ionizing source. In the case of the NRL experiment one has to know the flux and the frequency distribution of the ionizing radiation. Once these are measured the above detailed prescription can be followed to determine N_n and hence the plasma parameters.

However, in the absence of a quantitative knowledge of the ionizing radiation, one can calculate the densities of the upper levels assuming a steady state. For example, the population densities of the N_2^+ (B, v = o) and N_2(C,v = o) states can be expressed as

$$N_2^+ (B,0) = \frac{N_e N_2^+ \langle\sigma v\rangle^+}{A_0^B + q^+ N_2 + N_e Y^+} \tag{5}$$

$$N_2\ (C,o) = \frac{N_e\ N_2\ \langle\sigma v\rangle^0}{A_0^c + q^0\ N_2 + N_e\ Y^0} \tag{6}$$

Where N_e is the electron density, A_0 is the transition rate for the decay of v=o state, $\langle\sigma v\rangle$ is the excitation rate coefficient, q is the quenching rate coefficient and Y is the deexcitation rate coefficient due to superelastic collisions. The superscripts o and + indicate the process affecting the 3371Å and 3914Å bands which are from a neutral species, N_2, and the ion species, N_2^+, respectively.

Using relations (5) and (6) into equation (4) one obtains

$$I(3914) = A_{00}^B\ E(3914)\ \frac{N_e\ N_2^+\ \langle\sigma v\rangle^+}{A_0^B + q^+\ N_2 + N_e\ Y^+}\ L \tag{7}$$

and

$$I(3371) = A_{00}^C\ E(3371)\ \frac{N_e\ N_2\ \langle\sigma v\rangle^0}{A_{00}^C + q^0\ N_2 + N_e\ Y^0}\ L \tag{8}$$

for the band intensities of the 3914Å and 3371Å, respectively. Here, E(X) is the energy of the band X. And A_{00}^Z is the (o,o) transition rate for band Z. Therefore, the measurements of an absolute intensity of one band and the ratio of the relative intensities of the two bands would provide the necessary information to obtain both the electron density and the electron temperature.

In the absolute intensity relations (see Eq. 7 and 8) and in the ratio of the two, one needs the rate coefficients $\langle\sigma v\rangle^+$, $\langle\sigma v\rangle^0$ and their ratio $\frac{\langle\sigma v\rangle^+}{\langle\sigma v\rangle^0}$ as a function of the electron temperature. These rate coefficients and their ratio are shown on Figures 4 and 5. They are obtained from the emission cross sections averaged with the electron velocity over an electron Maxwellian velocity distribution and then multiplied by the appropraite factors to give the rate for the excitation of the (v=o) state.

4. CALCULATIONS OF N_e AND T_e

In the NRL experiment[24] two background gas pressures of 1.5 Torr and 5.0 Torr were utilized. The measured absolute intensities of 3914Å and 3371Å for the case of 1.5 Torr of N_2 were 2.11×10^8 ergs $cm^{-2}sr^{-1}$ and 4.13×10^8 ergs cm^{-1} sr^{-1}, respectively. The corresponding intensities at 5 Torr were 1.89×10^8 erg $cm^{-2}sr^{-1}$ and 3.38×10^8 erg $cm^{-2}sr^{-1}$, respectively.

The intensities were measured at a distance of 1 cm from the target and at an early time before the plasma has expanded into this region. The length of the emitting plasma is required in the absolute intensity relations (see Eqs. 7 and 8). This length can be determined by placing an aperture[17] in the photoionized region which blocks the ionizing radiation from the background gas except for the aperture region which determines the plasma dimensions. In the absence of an aperture, the measured intensity along the line of sight is composed of emissions from regions of the background gas which have seen different values of the ionizing flux. This is because the intensity of the ionizing radiation varies as $\frac{1}{4\pi R^2} e^{-\alpha R}$ where R is the distance from a point source and α is the absorption coefficient. An estimate of the length of the emitting plasma can be made by calculating the relative intensity of the ionizing radiation at different points on the line of sight which is one cm away from the point source and is perpendicular to the laser axis. For the

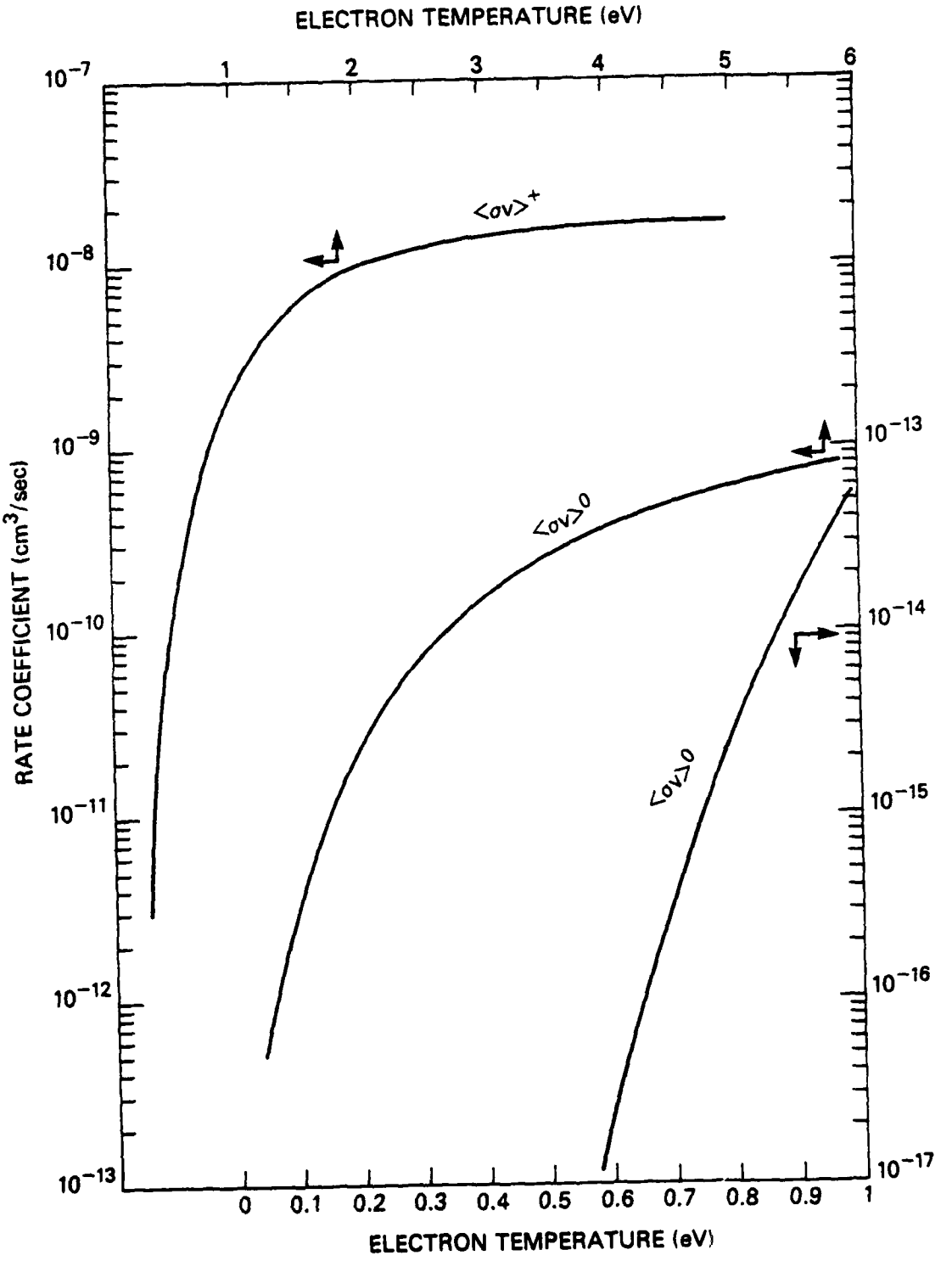

Fig. 4 The electron impact excitation rate coefficients as a function of the electron temperature for $N_2^+(B,0)$ and $N_2(C,0)$ indicated by $\langle\sigma v\rangle^+$ and $\langle\sigma v\rangle^0$, respectively.

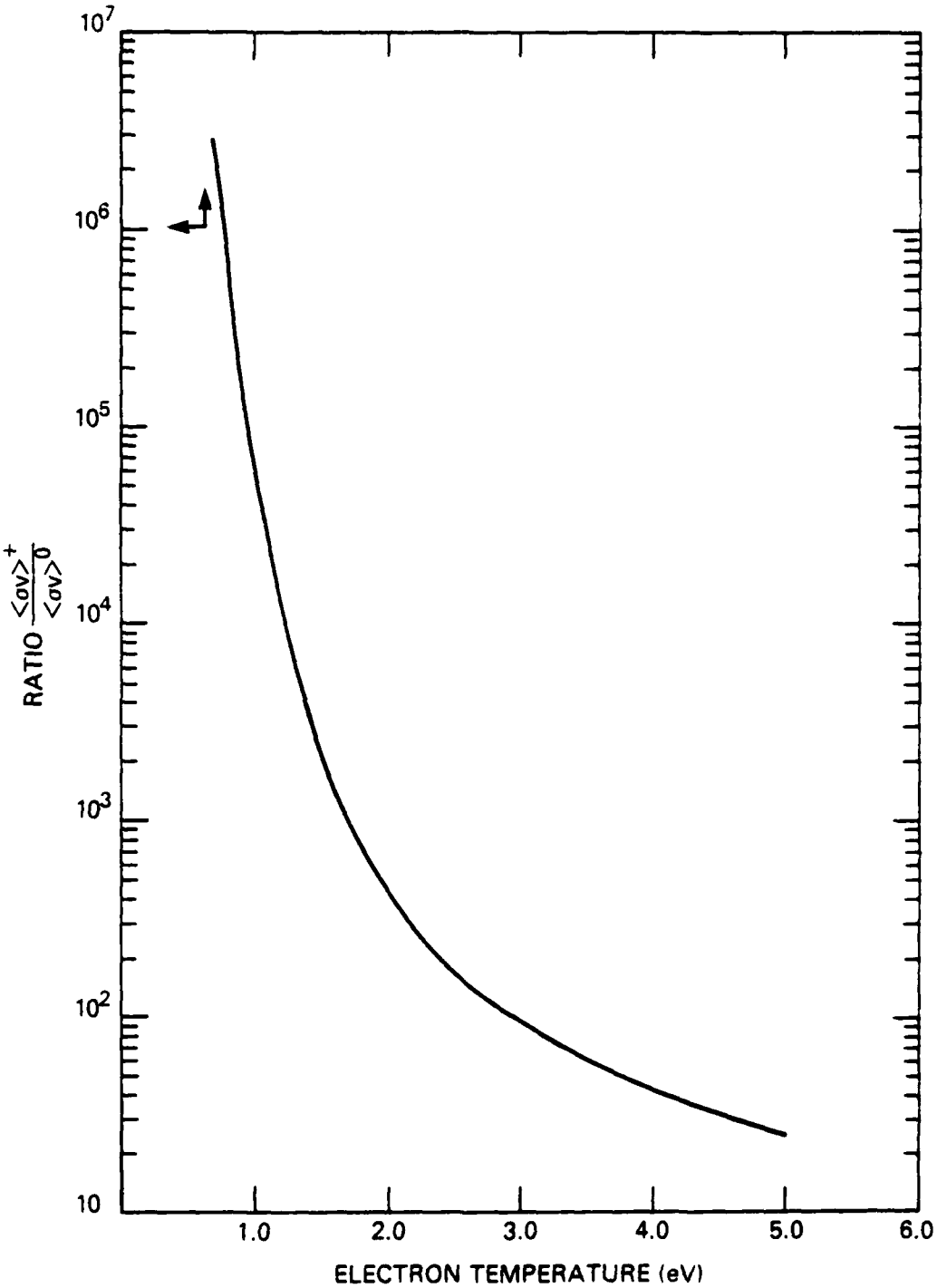

Fig. 5 The ratio of $\langle\sigma v\rangle^+$ to $\langle\sigma v\rangle^0$ as a function of the electron temperature.

case of the 1.5 Torr ~ 75% of the intensities are emitted from 1.5 cm length while at 5 Torr case 85% of the intensities are from a 1.5 cm length. Using these, the measured intensities and intensity relations (7) and (8) in conjunction with Figures 4 and 5 we obtain the following results. For 1.5 Torr T_e = 2.5 eV and $N_e = 2.5 \times 10^{14}$ cm^{-3}, on the other hand for the case of 5 Torr we obtain T_e = 1.85 eV and $N_e = 5.6 \times 10^{14} cm^{-3}$.

5. CONCLUSIONS

The electron density and temperature in the photoionized region of the NRL early time studies can be estimated in the manner described in this report. However, the region where the measurements were made (1 cm from the target) were photoionized by the radiation from the expanding plasma. In order to study the photoionized region (the uv fireball), due to radiation from the debris-nitrogen coupled shell, one must conduct measurements at distances larger then one cm as the spectroscopic measurements[24] indicate. For the 5 Torr case this region is > 1.5 cm.

6. ACKNOWLEDGMENT

I wish to thank E. A. McLean for providing me with line intensity measurements prior to publication.

REFERENCES

1. B. Ripin, et al in preparation.

2. R. W. B. Pearse and A. G. Gaydon "Identification of Molecular Spectra" Wiley (1963) New York.

3. F. R. Gilmore, Memorandum RM-40341-1-PR, The Rand Corporation (1966).

4. F. Cramarossa, G. Ferraro and E. Molinari, J. Quant. Spect. Rad. Transfer 14, 419 (1974).

5. F. Cramarossa, S. de Benedictis and G. Ferraro, J. Quant. Spect. Rad. Transfer 23, 291 (1980).

6. V. N. Ochkin, S. Yu. Savinov and N. N. Sobolev, Soviet Phys. JETP 48, 232 (1978).

7. O. V. Ravodina, T. N. Popova, and N. A. Prilezhaeva, Optics & Spectrosc. 40, 452 (1976).

8. A. E. Kassem and R. S. Hickman, Physics of Fluids 17, 1976 (1974).

9. T. Sakuta, Y. Kito, and I. Miyachi, IEEE Trans. Plasma Science PS8, 29 (1980).

10. A. D. Kosoruchkina and E. S. Trekhov, Optics and Spectrosc. 49, 25 (1981).

11. A. W. Ali, "The Fundamentals of the 3914Å and 3371Å Emissions for N_2 and Air Plasma Diagnostics", NRL Memo Rept 4927, 25 October 1982. ADA120587

12. For further information see e. g. A. Lofthus and P. H. Krupenie, J. Phys. and Chem. Ref. Data 6, 113 (1977).

13. D. C. Jain and R. C. Sahni, Int. J. Quant. Chem 1, 721 (1967).

14. J. A. R. Samson, G. N. Haddad and J. L. Gardner, J. Phys. B, Atom. Mol. Phys. 10, 1749 (1977).

15. A. R. Lee and N. P. Carleton, Physics. Lett. 27A, 195 (1968).

16. D. H. Crandall, W. E. Kauppila, R. A. Phaneuf, P. O. Taylor and G. H. Dunn, Phys. Rev. A9, 2545 (1974).

17. E. A. McLean, A. W. Ali, J. A. Stamper and S. O. Dean, Physics Letters 38A, 209 (1972).

18. W. Benesch, J. T. Vanderslice, S. G. Tilford and P. G. Wilkinson, Astrophys. J., 144, 408 (1966).

19. A. W. Ali, "Excitation and Ionization Cross Sections for Electron Beam and Microwave Energy Deposition in Air", NRL Memo Report 4598 (1981).

20. M. Imami and W. Borst, J. Chem. Phys. 61 1115 (1974).

21. A. W. Ali, A. C. Kolb and A. D. Anderson, Appl. Optics 6, 2115 (1967).

22. M. C. Sauer, and W. A. Mulac, J. Chem. Phys. 56, 4995 (1972).

23. J. L. McCrumb and P. Warneck, J. Chem. Phys. 66, 5416 (1977).

24. E. A. McLean, et al in preparation.

DISTRIBUTION LIST

DEPARTMENT OF DEFENSE

ASSISTANT SECRETARY OF DEFENSE
COMM, CMD, CONT 7 INTELL
WASHINGTON, D.C. 20301

DIRECTOR
COMMAND CONTROL TECHNICAL CENTER
PENTAGON RM BE 685
WASHINGTON, D.C. 20301
01CY ATTN C-650
01CY ATTN C-312 R. MASON

DIRECTOR
DEFENSE ADVANCED RSCH PROJ AGENCY
ARCHITECT BUILDING
1400 WILSON BLVD.
ARLINGTON, VA. 22209
01CY ATTN NUCLEAR MONITORING RESEARCH
01CY ATTN STRATEGIC TECH OFFICE

DEFENSE COMMUNICATION ENGINEER CENTER
1860 WIEHLE AVENUE
RESTON, VA. 22090
01CY ATTN CODE R410
01CY ATTN CODE R812

DEFENSE TECHNICAL INFORMATION CENTER
CAMERON STATION
ALEXANDRIA, VA. 22314
02CY

DIRECTOR
DEFENSE NUCLEAR AGENCY
WASHINGTON, D.C. 20305
01CY ATTN STVL
04CY ATTN TITL
01CY ATTN DDST
03CY ATTN RAAE

COMMANDER
FIELD COMMAND
DEFENSE NUCLEAR AGENCY
KIRTLAND, AFB, NM 87115
01CY ATTN FCPR

DEFENSE NUCLEAR AGENCY
SAO/DNA
BUILDING 20676
KIRTLAND AFB, NM 87115
01CY D.C. THORNBURG

DIRECTOR
INTERSERVICE NUCLEAR WEAPONS SCHOOL
KIRTLAND AFB, NM 87115
01CY ATTN DOCUMENT CONTROL

JOINT CHIEFS OF STAFF
WASHINGTON, D.C. 20301
01CY ATTN J-3 WWMCCS EVALUATION OFFICE

DIRECTOR
JOINT STRAT TGT PLANNING STAFF
OFFUTT AFB
OMAHA, NB 68113
01CY ATTN JLTW-2
01CY ATTN JPST G. GOETZ

CHIEF
LIVERMORE DIVISION FLD COMMAND DNA
DEPARTMENT OF DEFENSE
LAWRENCE LIVERMORE LABORATORY
P.O. BOX 808
LIVERMORE, CA 94550
01CY ATTN FCPRL

COMMANDANT
NATO SCHOOL (SHAPE)
APO NEW YORK 09172
01CY ATTN U.S. DOCUMENTS OFFICER

UNDER SECY OF DEF FOR RSCH & ENGRG
DEPARTMENT OF DEFENSE
WASHINGTON, D.C. 20301
01CY ATTN STRATEGIC & SPACE SYSTEMS (OS)

WWMCCS SYSTEM ENGINEERING ORG
WASHINGTON, D.C. 20305
01CY ATTN R. CRAWFORD

COMMANDER/DIRECTOR
ATMOSPHERIC SCIENCES LABORATORY
U.S. ARMY ELECTRONICS COMMAND
WHITE SANDS MISSILE RANGE, NM 88002
01CY ATTN DELAS-EO F. NILES

DIRECTOR
BMD ADVANCED TECH CTR
HUNTSVILLE OFFICE
P.O. BOX 1500
HUNTSVILLE, AL 35807
01CY ATTN ATC-T MELVIN T. CAPPS
01CY ATTN ATC-O W. DAVIES
01CY ATTN ATC-R DON RUSS

PROGRAM MANAGER
BMD PROGRAM OFFICE
5001 EISENHOWER AVENUE
ALEXANDRIA, VA 22333
01CY ATTN DACS-BMT J. SHEA

CHIEF C-E- SERVICES DIVISION
U.S. ARMY COMMUNICATIONS CMD
PENTAGON RM 1B269
WASHINGTON, D.C. 20310
01CY ATTN C- E-SERVICES DIVISION

COMMANDER
FRADCOM TECHNICAL SUPPORT ACTIVITY
DEPARTMENT OF THE ARMY
FORT MONMOUTH, N.J. 07703
01CY ATTN DRSEL-NL-RD H. BENNET
01CY ATTN DRSEL-PL-ENV H. BOMKE
01CY ATTN J.E. QUIGLEY

COMMANDER
U.S. ARMY COMM-ELEC ENGRG INSTAL AGY
FT. HUACHUCA, AZ 85613
01CY ATTN CCC-EMEO GEORGE LANE

COMMANDER
U.S. ARMY FOREIGN SCIENCE & TECH CTR
220 7TH STREET, NE
CHARLOTTESVILLE, VA 22901
01CY ATTN DRXST-SD

COMMANDER
U.S. ARMY MATERIAL DEV & READINESS CMD
5001 EISENHOWER AVENUE
ALEXANDRIA, VA 22333
01CY ATTN DRCLDC J.A. BENDER

COMMANDER
U.S. ARMY NUCLEAR AND CHEMICAL AGENCY
7500 BACKLICK ROAD
BLDG 2073
SPRINGFIELD, VA 22150
01CY ATTN LIBRARY

DIRECTOR
U.S. ARMY BALLISTIC RESEARCH LABORATORY
ABERDEEN PROVING GROUND, MD 21005
01CY ATTN TECH LIBRARY EDWARD BAICY

COMMANDER
U.S. ARMY SATCOM AGENCY
FT. MONMOUTH, NJ 07703
01CY ATTN DOCUMENT CONTROL

COMMANDER
U.S. ARMY MISSILE INTELLIGENCE AGENCY
REDSTONE ARSENAL, AL 35809
01CY ATTN JIM GAMBLE

DIRECTOR
U.S. ARMY TRADOC SYSTEMS ANALYSIS ACTIVITY
WHITE SANDS MISSILE RANGE, NM 88002
01CY ATTN ATAA-SA
01CY ATTN TCC/F. PAYAN JR.
01CY ATTN ATTA-TAC LTC J. HESSE

COMMANDER
NAVAL ELECTRONIC SYSTEMS COMMAND
WASHINGTON, D.C. 20360
01CY ATTN NAVALEX 034 T. HUGHES
01CY ATTN PME 117
01CY ATTN PME 117-T
01CY ATTN CODE 5011

COMMANDING OFFICER
NAVAL INTELLIGENCE SUPPORT CTR
4301 SUITLAND ROAD, BLDG. 5
WASHINGTON, D.C. 20390
01CY ATTN MR. DUBBIN STIC 12
01CY ATTN NISC-50
01CY ATTN CODE 5404 J. GALET

COMMANDER
NAVAL OCCEAN SYSTEMS CENTER
SAN DIEGO, CA 92152
01CY ATTN J. FERGUSON

NAVAL RESEARCH LABORATORY
WASHINGTON, D.C. 20375
01CY ATTN CODE 4700 S. L. Ossakow
26 CYS IF UNCLASS. 1 CY IF CLASS)
01CY ATTN CODE 4701 I Vitkovitsky
01CY ATTN CODE 4780 J. Huba
01CY ATTN CODE 7500
01CY ATTN CODE 7550
01CY ATTN CODE 7580
01CY ATTN CODE 7551
01CY ATTN CODE 7555
01CY ATTN CODE 4730 E. MCLEAN
01CY ATTN CODE 4108
01CY ATTN CODE 4730 B. RIPIN
20CY ATTN CODE 2628
60CY ATTN CODE 4700.1 A.W. Ali

COMMANDER
NAVAL SEA SYSTEMS COMMAND
WASHINGTON, D.C. 20362
01CY ATTN CAPT R. PITKIN

COMMANDER
NAVAL SPACE SURVEILLANCE SYSTEM
DAHLGREN, VA 22448
01CY ATTN CAPT J.H. BURTON

OFFICER-IN-CHARGE
NAVAL SURFACE WEAPONS CENTER
WHITE OAK, SILVER SPRING, MD 20910
01CY ATTN CODE F31

DIRECTOR
STRATEGIC SYSTEMS PROJECT OFFICE
DEPARTMENT OF THE NAVY
WASHINGTON, D.C. 20376
01CY ATTN NSP-2141
01CY ATTN NSSP-2722 FRED WIMBERLY

COMMANDER
NAVAL SURFACE WEAPONS CENTER
DAHLGREN LABORATORY
DAHLGREN, VA 22448
01CY ATTN CODE DF-14 R. BUTLER

OFFICER OF NAVAL RESEARCH
ARLINGTON, VA 22217
01CY ATTN CODE 465
01CY ATTN CODE 461
01CY ATTN CODE 402
01CY ATTN CODE 420
01CY ATTN CODE 421

COMMANDER
AEROSPACE DEFENSE COMMAND/DC
DEPARTMENT OF THE AIR FORCE
ENT AFB, CO 80912
01CY ATTN DC MR. LONG

COMMANDER
AEROSPACE DEFENSE COMMAND/XPD
DEPARTMENT OF THE AIR FORCE
ENT AFB, CO 80912
01CY ATTN XPDQQ
01CY ATTN XP

AIR FORCE GEOPHYSICS LABORATORY
HANSCOM AFB, MA 01731
01CY ATTN OPR HAROLD GARDNER
01CY ATTN LKB KENNETH S.W. CHAMPION
01CY ATTN OPR ALVA T. STAIR
01CY ATTN PHD JURGEN BUCHAU
01CY ATTN PHD JOHN P. MULLEN

AF WEAPONS LABORATORY
KIRTLAND AFT, NM 87117
01CY ATTN SUL
01CY ATTN CA ARTHUR H. GUENTHER
01CY ATTN NTYCE 1LT. G. KRAJEI

AFTAC
PATRICK AFB, FL 32925
01CY ATTN TF/MAJ WILEY
01CY ATTN TN

AIR FORCE AVIONICS LABORATORY
WRIGHT-PATTERSON AFB, OH 45433
01CY ATTN AAD WADE HUNT
01CY ATTN AAD ALLEN JOHNSON

DEPUTY CHIEF OF STAFF
RESEARCH, DEVELOPMENT, & ACQ
DEPARTMENT OF THE AIR FORCE
WASHINGTON, D.C. 20330
01CY ATTN AFRDQ

HEADQUARTERS
ELECTRONIC SYSTEMS DIVISION
DEPARTMENT OF THE AIR FORCE
HANSCOM AFB, MA 01731
01CY ATTN J. DEAS

HEADQUARTERS
ELECTRONIC SYSTEMS DIVISION/YSEA
DEPARTMENT OF THE AIR FORCE
HANSCOM AFB, MA 01732
01CY ATTN YSEA

HEADQUARTERS
ELECTRONIC SYSTEMS DIVISION/DC
DEPARTMENT OF THE AIR FORCE
HANSCOM AFB, MA 01731
01CY ATTN DCKC MAJ J.C. CLARK

COMMANDER
FOREIGN TECHNOLOGY DIVISION, AFSC
WRIGHT-PATTERSON AFB, OH 45433
01CY ATTN NICD LIBRARY
01CY ATTN ETDP B. BALLARD

COMMANDER
ROME AIR DEVELOPMENT CENTER, AFSC
GRIFFISS AFB, NY 13441
01CY ATTN DOC LIBRARY/TSLD
01CY ATTN OCSE V. COYNE

SAMSO/SZ
POST OFFICE BOX 92960
WORLDWAY POSTAL CENTER
LOS ANGELES, CA 90009
(SPACE DEFENSE SYSTEMS)
01CY ATTN SZJ

STRATEGIC AIR COMMAND/XPFS
OFFUTT AFB, NB 68113
01CY ATTN ADWATE MAJ BRUCE BAUER
01CY ATTN NRT
01CY ATTN DOK CHIEF SCIENTIST

SAMSO/SK
P.O. BOX 92960
WORLDWAY POSTAL CENTER
LOS ANGELES, CA 90009
01CY ATTN SKA (SPACE COMM SYSTEMS)
M. CLAVIN

SAMSO/MN
NORTON AFB, CA 92409
(MINUTEMAN)
01CY ATTN MNNL

COMMANDER
ROME AIR DEVELOPMENT CENTER, AFSC
HANSCOM AFB, MA 01731
01CY ATTN EEP A. LORENTZEN

DEPARTMENT OF ENERGY
LIBRARY ROOM G-042
WASHINGTON, D.C. 20545
01CY ATTN DOC CON FOR A. LABOWITZ

DEPARTMENT OF ENERGY
ALBUQUERQUE OPERATIONS OFFICE
P.O. BOX 5400
ALBUQUERQUE, NM 87115
01CY ATTN DOC CON FOR D. SHERWOOD

EG&G, INC.
LOS ALAMOS DIVISION
P.O. BOX 809
LOS ALAMOS, NM 85544
01CY ATTN DOC CON FOR J. BREEDLOVE

UNIVERSITY OF CALIFORNIA
LAWRENCE LIVERMORE LABORATORY
P.O. BOX 808
LIVERMORE, CA 94550
01CY ATTN DOC CON FOR TECH INFO DEPT
01CY ATTN DOC CON FOR L-389 R. OTT
01CY ATTN DOC CON FOR L-31 R. HAGER
01CY ATTN DOC CON FOR L-46 F. SEWARD

LOS ALAMOS NATIONAL LABORATORY
P.O. BOX 1663
LOS ALAMOS, NM 87545
01CY ATTN DOC CON FOR J. WOLCOTT
01CY ATTN DOC CON FOR R.F. TASCHEK
01CY ATTN DOC CON FOR E. JONES
01CY ATTN DOC CON FOR J. MALIK
01CY ATTN DOC CON FOR R. JEFFRIES
01CY ATTN DOC CON FOR J. ZINN
01CY ATTN DOC CON FOR P. KEATON
01CY ATTN DOC CON FOR D. WESTERVELT
01CY ATTN D. SAPPENFIELD

SANDIA LABORATORIES
P.O. BOX 5800
ALBUQUERQUE, NM 87115
01CY ATTN DOC CON FOR W. BROWN
01CY ATTN DOC CON FOR A. THORNBROUGH
01CY ATTN DOC CON FOR T. WRIGHT
01CY ATTN DOC CON FOR D. DAHLGREN
01CY ATTN DOC CON FOR 3141
01CY ATTN DOC CON FOR SPACE PROJECT DIV

SANDIA LABORATORIES
LIVERMORE LABORATORY
P.O. BOX 969
LIVERMORE, CA 94550
01CY ATTN DOC CON FOR B. MURPHEY
01CY ATTN DOC CON FOR T. COOK

OFFICE OF MILITARY APPLICATION
DEPARTMENT OF ENERGY
WASHINGTON, D.C. 20545
01CY ATTN DOC CON DR. YO SONG

OTHER GOVERNMENT

DEPARTMENT OF COMMERCE
NATIONAL BUREAU OF STANDARDS
WASHINGTON, D.C. 20234
01CY (ALL CORRES: ATTN SEC OFFICER FOR)

INSTITUTE FOR TELECOM SCIENCES
NATIONAL TELECOMMUNICATIONS & INFO ADMIN
BOULDER, CO 80303
01CY ATTN A. JEAN (UNCLASS ONLY)
01CY ATTN W. UTLAUT
01CY ATTN D. CROMBIE
01CY ATTN L. BERRY

NATIONAL OCEANIC & ATMOSPHERIC ADMIN
ENVIRONMENTAL RESEARCH LABORATORIES
DEPARTMENT OF COMMERCE
BOULDER, CO 80302
01CY ATTN R. GRUBB
01CY ATTN AERONOMY LAB G. REID

DEPARTMENT OF DEFENSE CONTRACTORS

AEROSPACE CORPORATION
P.O. BOX 92957
LOS ANGELES, CA 90009
01CY ATTN I. GARFUNKEL
01CY ATTN T. SALMI
01CY ATTN V. JOSEPHSON
01CY ATTN S. BOWER
01CY ATTN D. OLSEN

ANALYTICAL SYSTEMS ENGINEERING CORP
5 OLD CONCORD ROAD
BURLINGTON, MA 01803
01CY ATTN RADIO SCIENCES

AUSTIN RESEARCH ASSOC., INC.
1901 RUTLAND DRIVE
AUSTIN, TX 78758
01CY ATTN L. SLOAN
01CY ATTN R. THOMPSON

BERKELEY RESEARCH ASSOCIATES, INC.
P.O. BOX 983
BERKELEY, CA 94701
01CY ATTN J. WORKMAN
01CY ATTN C. PRETTIE
01CY ATTN S. BRECHT

BOEING COMPANY, THE
P.O. BOX 3707
SEATTLE, WA 98124
01CY ATTN G. KEISTER
01CY ATTN D. MURRAY
01CY ATTN G. HALL
01CY ATTN J. KENNEY

CHARLES STARK DRAPER LABORATORY, INC.
555 TECHNOLOGY SQUARE
CAMBRIDGE, MA 02139
01CY ATTN D.B. COX
01CY ATTN J.P. GILMORE

COMSAT LABORATORIES
LINTHICUM ROAD
CLARKSBURG, MD 20734
01CY ATTN G. HYDE

CORNELL UNIVERSITY
DEPARTMENT OF ELECTRICAL ENGINEERING
ITHACA, NY 14850
01CY ATTN D.T. FARLEY, JR.

ELECTROSPACE SYSTEMS, INC.
BOX 1359
RICHARDSON, TX 75080
01CY ATTN H. LOGSTON
01CY ATTN SECURITY (PAUL PHILLIPS)

EOS TECHNOLOGIES, INC.
606 Wilshire Blvd.
Santa Monica, Calif 90401
01CY ATTN C.B. GABBARD

ESL, INC.
495 JAVA DRIVE
SUNNYVALE, CA 94086
01CY ATTN J. ROBERTS
01CY ATTN JAMES MARSHALL

GENERAL ELECTRIC COMPANY
SPACE DIVISION
VALLEY FORGE SPACE CENTER
GODDARD BLVD KING OF PRUSSIA
P.O. BOX 8555
PHILADELPHIA, PA 19101
01CY ATTN M.H. BORTNER SPACE SCI LAB

GENERAL ELECTRIC COMPANY
P.O. BOX 1122
SYRACUSE, NY 13201
01CY ATTN F. REIBERT

GENERAL ELECTRIC TECH SERVICES CO., INC.
HMES
COURT STREET
SYRACUSE, NY 13201
01CY ATTN G. MILLMAN

GEOPHYSICAL INSTITUTE
UNIVERSITY OF ALASKA
FAIRBANKS, AK 99701
(ALL CLASS ATTN: SECURITY OFFICER)
01CY ATTN T.N. DAVIS (UNCLASS ONLY)
01CY ATTN TECHNICAL LIBRARY
01CY ATTN NEAL BROWN (UNCLASS ONLY)

GTE SYLVANIA, INC.
ELECTRONICS SYSTEMS GRP-EASTERN DIV
77 A STREET
NEEDHAM, MA 02194
01CY ATTN DICK STEINHOF

HSS, INC.
2 ALFRED CIRCLE
BEDFORD, MA 01730
01CY ATTN DONALD HANSEN

ILLINOIS, UNIVERSITY OF
107 COBLE HALL
150 DAVENPORT HOUSE
CHAMPAIGN, IL 61820
(ALL CORRES ATTN DAN MCCLELLAND)
01CY ATTN K. YEH

INSTITUTE FOR DEFENSE ANALYSES
1801 NO. BEAUREGARD STREET
ALEXANDRIA, VA 22311
01CY ATTN J.M. AEIN
01CY ATTN ERNEST BAUER
01CY ATTN HANS WOLFARD
01CY ATTN JOEL BENGSTON

INTL TEL & TELEGRAPH CORPORATION
500 WASHINGTON AVENUE
NUTLEY, NJ 07110
01CY ATTN TECHNICAL LIBRARY

JAYCOR
11011 TORREYANA ROAD
P.O. BOX 85154
SAN DIEGO, CA 92138
01CY ATTN J.L. SPERLING

JOHNS HOPKINS UNIVERSITY
APPLIED PHYSICS LABORATORY
JOHNS HOPKINS ROAD
LAUREL, MD 20810
01CY ATTN DOCUMENT LIBRARIAN
01CY ATTN THOMAS POTEMRA
01CY ATTN JOHN DASSOULAS

KAMAN SCIENCES CORP
P.O. BOX 7463
COLORADO SPRINGS, CO 80933
01CY ATTN T. MEAGHER

KAMAN TEMPO-CENTER FOR ADVANCED STUDIES
816 STATE STREET (P.O DRAWER QQ)
SANTA BARBARA, CA 93102
01CY ATTN DASIAC
01CY ATTN WARREN S. KNAPP
01CY ATTN WILLIAM MCNAMARA
01CY ATTN B. GAMBILL

LINKABIT CORP
10453 ROSELLE
SAN DIEGO, CA 92121
01CY ATTN IRWIN JACOBS

LOCKHEED MISSILES & SPACE CO., INC
P.O. BOX 504
SUNNYVALE, CA 94088
01CY ATTN DEPT 60-12
01CY ATTN D.R. CHURCHILL

LOCKHEED MISSILES & SPACE CO., INC.
3251 HANOVER STREET
PALO ALTO, CA 94304
01CY ATTN MARTIN WALT DEPT 52-12
01CY ATTN W.L. IMHOF DEPT 52-12
01CY ATTN RICHARD G. JOHNSON DEPT 52-12
01CY ATTN J.B. CLADIS DEPT 52-12

MARTIN MARIETTA CORP
ORLANDO DIVISION
P.O. BOX 5837
ORLANDO, FL 32805
01CY ATTN R. HEFFNER

M.I.T. LINCOLN LABORATORY
P.O. BOX 73
LEXINGTON, MA 02173
01CY ATTN DAVID M. TOWLE
01CY ATTN L. LOUGHLIN
01CY ATTN D. CLARK

MCDONNEL DOUGLAS CORPORATION
5301 BOLSA AVENUE
HUNTINGTON BEACH, CA 92647
01CY ATTN N. HARRIS
01CY ATTN J. MOULE
01CY ATTN GEORGE MROZ
01CY ATTN W. OLSON
01CY ATTN R.W. HALPRIN
01CY ATTN TECHNICAL LIBRARY SERVICES

MISSION RESEARCH CORPORATION
735 STATE STREET
SANTA BARBARA, CA 93101
01CY ATTN P. FISCHER
01CY ATTN W.F. CREVIER
01CY ATTN STEVEN L. GUTSCHE
01CY ATTN R. BOGUSCH
01CY ATTN R. HENDRICK
01CY ATTN RALPH KILB
01CY ATTN DAVE SOWLE
01CY ATTN F. FAJEN
01CY ATTN M. SCHEIBE
01CY ATTN CONRAD L. LONGMIRE
01CY ATTN B. WHITE

MISSION RESEARCH CORP.
1720 RANDOLPH ROAD, S.E.
ALBUQUERQUE, NEW MEXICO 87106
01CY R. STELLINGWERF
01CY M. ALME
01CY L. WRIGHT

MITRE CORPORATION, THE
P.O. BOX 208
BEDFORD, MA 01730
01CY ATTN JOHN MORGANSTERN
01CY ATTN G. HARDING
01CY ATTN C.E. CALLAHAN

MITRE CORP
WESTGATE RESEARCH PARK
1820 DOLLY MADISON BLVD
MCLEAN, VA 22101
01CY ATTN W. HALL
01CY ATTN W. FOSTER

PACIFIC-SIERRA RESEARCH CORP
12340 SANTA MONICA BLVD.
LOS ANGELES, CA 90025
01CY ATTN E.C. FIELD, JR.

PENNSYLVANIA STATE UNIVERSITY
IONOSPHERE RESEARCH LAB
318 ELECTRICAL ENGINEERING EAST
UNIVERSITY PARK, PA 16802
(NO CLASS TO THIS ADDRESS)
01CY ATTN IONOSPHERIC RESEARCH LAB

PHOTOMETRICS, INC.
4 ARROW DRIVE
WOBURN, MA 01801
01CY ATTN IRVING L. KOFSKY

PHYSICAL DYNAMICS, INC.
P.O. BOX 3027
BELLEVUE, WA 98009
01CY ATTN E.J. FREMOUW

PHYSICAL DYNAMICS, INC.
P.O. BOX 10367
OAKLAND, CA 94610
ATTN A. THOMSON

R & D ASSOCIATES
P.O. BOX 9695
MARINA DEL REY, CA 90291
01CY ATTN FORREST GILMORE
01CY ATTN WILLIAM B. WRIGHT, JR.
01CY ATTN ROBERT F. LELEVIER
01CY ATTN WILLIAM J. KARZAS
01CY ATTN H. ORY
01CY ATTN C. MACDONALD
01CY ATTN R. TURCO
01CY ATTN L. DeRAND
01CY ATTN W. TSAI

RAND CORPORATION, THE
1700 MAIN STREET
SANTA MONICA, CA 90406
01CY ATTN CULLEN CRAIN
01CY ATTN ED BEDROZIAN

RAYTHEON CO.
528 BOSTON POST ROAD
SUDBURY, MA 01776
01CY ATTN BARBARA ADAMS

RIVERSIDE RESEARCH INSTITUTE
330 WEST 42nd STREET
NEW YORK, NY 10036
01CY ATTN VINCE TRAPANI

SCIENCE APPLICATIONS, INC.
1150 PROSPECT PLAZA
LA JOLLA, CA 92037
01CY ATTN LEWIS M. LINSON
01CY ATTN DANIEL A. HAMLIN
01CY ATTN E. FRIEMAN
01CY ATTN E.A. STRAKER
01CY ATTN CURTIS A. SMITH
01CY ATTN JACK MCDOUGALL

SCIENCE APPLICATIONS, INC
1710 GOODRIDGE DR.
MCLEAN, VA 22102
ATTN: J. COCKAYNE

SRI INTERNATIONAL
333 RAVENSWOOD AVENUE
MENLO PARK, CA 94025
01CY ATTN DONALD NEILSON
01CY ATTN ALAN BURNS
01CY ATTN G. SMITH
01CY ATTN R. TSUNODA
01CY ATTN DAVID A. JOHNSON
01CY ATTN WALTER G. CHESNUT
01CY ATTN CHARLES L. RINO
01CY ATTN WALTER JAYE
01CY ATTN J. VICKREY
01CY ATTN RAY L. LEADABRAND
01CY ATTN G. CARPENTER
01CY ATTN G. PRICE
01CY ATTN R. LIVINGSTON
01CY ATTN V. GONZALES
01CY ATTN D. MCDANIEL

TECHNOLOGY INTERNATIONAL CORP
75 WIGGINS AVENUE
BEDFORD, MA 01730
01CY ATTN W.P. BOQUIST

TOYON RESEARCH CO.
P.O. Box 6890
SANTA BARBARA, CA 93111
01CY ATTN JOHN ISE, JR.
01CY ATTN JOEL GARBARINO

TRW DEFENSE & SPACE SYS GROUP
ONE SPACE PARK
REDONDO BEACH, CA 90278
01CY ATTN R. K. PLEBUCH
01CY ATTN S. ALTSCHULER
01CY ATTN D. DEE
01CY ATTN D/ STOCKWELL
SNTF/1575

VISIDYNE
SOUTH BEDFORD STREET
BURLINGTON, MASS 01803
01CY ATTN W. REIDY
01CY ATTN J. CARPENTER
01CY ATTN C. HUMPHREY

ED

8