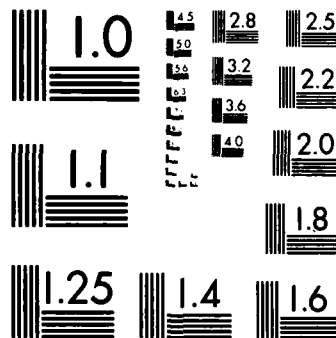




# 1 OF 2

# AD-A144 764



MICROCOPY RESOLUTION TEST CHART  
NATIONAL BUREAU OF STANDARDS-1963-A

THIS REPORT IS UNCLASSIFIED AND  
ITS DISTRIBUTION IS UNLIMITED

39

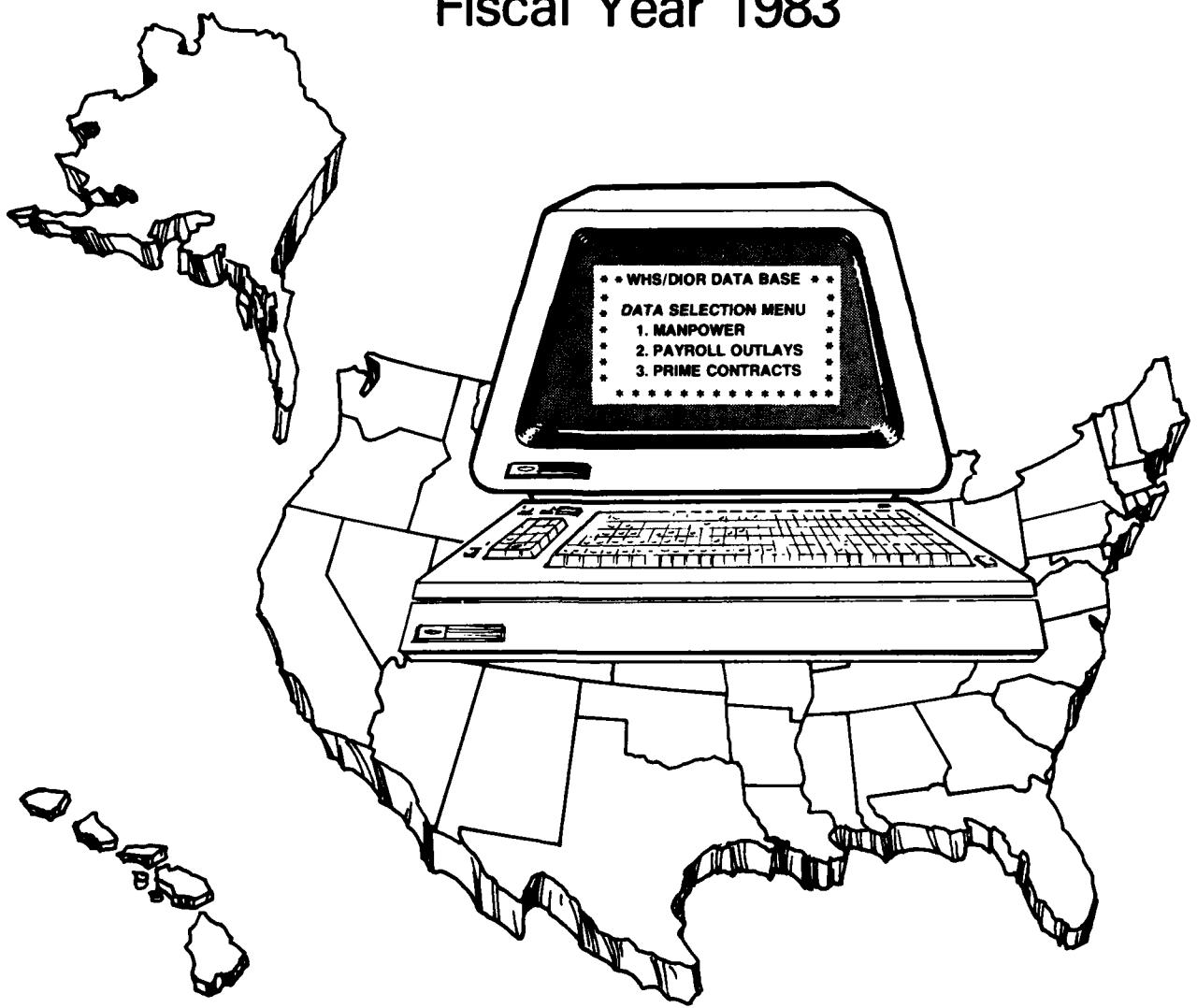
Department of Defense

# ATLAS/STATE DATA ABSTRACT FOR THE UNITED STATES

Fiscal Year 1983



D



Department of Defense

**ATLAS/STATE DATA ABSTRACT  
FOR THE UNITED STATES**

**Fiscal Year 1983**

Issued by

Department of Defense  
Washington Headquarters Services  
Directorate for Information  
Operations and Reports

## TABLE OF CONTENTS

	Page
INTRODUCTION .....	2
SECTION I. MAPS AND STATISTICAL SUMMARIES	
DoD Estimated Payroll and Prime Contracts by State .....	6
Statistical Abstract for the United States .....	7
State/Area	Map No.
Alabama (AL)	1
Alaska (AK)	2
Arizona (AZ)	3
Arkansas (AR)	4
California (CA)	5
Los Angeles Area	6
San Diego Area	7
San Francisco Area	8
Colorado (CO)	9
Connecticut (CT)	10
Delaware (DE)	11
Florida (FL)	12
Georgia (GA)	13
Hawaii (HI)	14
Idaho (ID)	15
Illinois (IL)	16
Indiana (IN)	17
Iowa (IA)	18
Kansas (KS)	19
Kentucky (KY)	20
Louisiana (LA)	21
Maine (ME)	22
Maryland (MD)	23
Massachusetts (MA)	24
Michigan (MI)	25
Minnesota (MN)	26
Mississippi (MS)	27
Missouri (MO)	28
Montana (MT)	29
Nebraska (NE)	30
Nevada (NV)	31
New Hampshire (NH)	32
New Jersey (NJ)	33

## TABLE OF CONTENTS (Continued)

State/Area	Map No.	Page
New Mexico (NM)	34	72
New York (NY)	35	74
New York City	36	76
North Carolina (NC)	37	78
North Dakota (ND)	38	80
Ohio (OH)	39	82
Oklahoma (OK)	40	84
Oregon (OR)	41	86
Pennsylvania (PA)	42	88
Rhode Island (RI)	43	90
South Carolina (SC)	44	92
South Dakota (SD)	45	94
Tennessee (TN)	46	96
Texas (TX)	47	98
Utah (UT)	48	100
Vermont (VT)	49	102
Virginia (VA)	50	104
Norfolk Area	51	106
Washington (WA)	52	108
Washington D.C.	53	110
West Virginia (WV)	54	112
Wisconsin (WI)	55	114
Wyoming (WY)	56	116
Key to Abbreviations		119

### SECTION II. INDEX OF MAJOR MILITARY INSTALLATIONS AND INDUSTRIAL FACILITIES

Department of the Army (Military Functions) .....	123
Department of the Navy (Military Functions) .....	127
Department of the Air Force (Military Functions) .....	135

APPENDIX. GUIDE TO OTHER, MORE DETAILED DATA ON PERSONNEL, PAYROLL OUTLAYS, AND PROCUREMENT .....	143
--	-----

# **INTRODUCTION**

## INTRODUCTION

### BACKGROUND

Between 1955 and 1982, the Department of Defense (DOD) published on a biennial basis the *Map Book of Major Military Installations*. This publication was intended to provide DOD managers a convenient reference for identification of major military installations in the United States. Prior to each issuance, the last of which was in June 1982, the Military Departments provided input concerning the installations to be included.

In the late 1970's, it was suggested by officials within the Office of the Secretary of Defense that the information in the *Map Book of Major Military Installations* be combined with other DOD geographical information in order to satisfy several requirements in one, easily accessible publication. In 1981, a prototype was developed for comment. From the comments received, a format was developed for the statistical abstract table for each state which is included in this report. This publication is devoted entirely to information on DOD personnel, payroll outlays, and prime contracts over \$25,000.

Information in this statistical abstract table is for the most part provided according to Military Department with a total for "Other Defense Activities". Personnel information includes both active duty military and direct hire civilian personnel. Payroll outlays and prime contract awards over \$25,000 are combined to provide an indication of total expenditures for each state. These data are also broken down by type of payroll and category of contract, respectively. In addition, the following information is provided for each state: (1) 10 locations where the largest expenditures were made and the most personnel were located; (2) total prime contract awards over \$25,000 for the past three fiscal years; and (3) the top five contractors, their total awards, major areas of work, and major locations of performance.

### NOTES ON COVERAGE

*Personnel.* Personnel data include total active duty military and direct hire civilian personnel as of September 30, 1983. The military personnel include those based ashore and exclude those which are temporarily shore-based or afloat. In addition, military personnel in each department include a number of personnel in a transient status. The Marine Corps and Air Force report these personnel at their last assigned location prior to their arrival at their new permanent duty location. The Army and Navy include these personnel in one category entitled "Undistributed" which may also include personnel for which an exact location is undetermined. As of September 30, 1983, there were 33,533 personnel reported in this category which could not be distributed by state.

In some instances, the Military Departments report personnel by parent installation rather than their operating location. Such variations tend to occur in metropolitan areas where military activities are scattered among political jurisdictions. In addition, some personnel on temporary duty as of September 30, 1983, may be reported at their assigned locations.

Excluded from the direct hire civilian personnel are those not subject to Office of Management and Budget (OMB) ceiling controls. As of September 30, 1983, the Department of Defense employed 9,994 non-ceiling personnel in the United States.

Finally, Department of the Army civilian personnel include employees involved in civil functions in the United States. This consisted of 33,373 employees of the Army Corps of Engineers and 134 Army cemetery employees. Also included in this report are four personnel performing civil functions in the Air Force.

***Payroll Outlays.*** Information provided for payroll outlays must be termed estimated because much of it includes calculated and prorated data. Although the data are based on actual payroll information, in many instances actual data has been prorated to the installation or city level using calculations based on the number of personnel and average salary at an installation or the location of interest.

Payroll outlays comprise gross earnings of personnel which, except for retired military personnel compensation, include gross compensation for personnel services rendered the government and cash allowances for personnel benefits. Excluded from gross earnings for employees is the employer's share of employee benefits.

The user of estimated payroll outlays information should also be aware of problems involved with the location of reported payrolls. Reporting of payroll outlays by the location of the finance office issuing the checks can occur. This could mean that military and civilian pay for the same installation may be reported at different locations if paid by different finance offices.

Finally, payroll outlays for military personnel who are temporarily shore-based or afloat are reported at the personnel's home port.

***Prime Contracts.*** Data provided for each state reflect the net value of debit and credit procurement actions over \$25,000. If a total for a procurement category for a state was a net deficit, the value is indicated in parenthesis. In addition, prime contract awards of \$25,000 or less are not included in this report since records pertaining to the locations of performance are not maintained.

In regard to the locations reported for contracts, contract work is not necessarily performed at the location where the contract was awarded. Most manufacturing contracts have been attributed to the contractor's location where the product will be processed and assembled. When contract work will be performed at more than one plant the contract has been attributed to the location where the largest dollar amount of work will be performed. Both construction and service contracts have been attributed to the state where the work is to be performed. Contracts for transportation and communications services have been attributed to the state where the contractor's home office is located. For purchases from wholesale or other distribution firms, the location is the contractor's business address.

***Availability of Additional Information.*** The Directorate for Information Operations and Reports, Washington Headquarters Services produces numerous publications in the areas of DOD personnel, payroll outlays, and prime contract awards. In addition, DIOR maintains detailed information in these areas on computer or on microfiche. A guide to the type of information available is provided in the appendix.

**SECTION I**  
**MAPS AND STATISTICAL SUMMARIES**

# DOD ESTIMATED PAYROLL AND PRIME CONTRACTS BY STATE (THOUSANDS OF DOLLARS) FISCAL YEAR 1983

State	Civilian Pay	Military Active Duty Pay	Reserve & National Guard Pay	Retired Military Pay	Total Compens- ation	Civil Functions Contracts	Military Functions Contracts	Total Contracts
Alabama	640 157	456 530	124 785	348 466	1 569 938	28 974	1 100 093	1 127 067
Alaska	155 052	354 132	14 092	48 605	571 881	18 634	367 795	386 429
Arizona	234 283	418 178	40 543	373 295	1 066 299	9 050	1 350 698	1 359 748
Arkansas	99 431	178 987	40 597	196 320	515 335	56 881	571 903	628 784
California	3 372 341	4 896 205	274 146	2 123 226	10 665 918	88 006	26 299 154	26 387 160
Colorado	322 888	623 938	58 562	406 345	1 411 733	6 942	99 992	1 006 934
Connecticut	120 821	211 690	29 026	98 072	459 609	6 178	5 129 170	5 132 348
Delaware	41 945	83 385	16 051	42 993	184 374	1 817	217 720	219 537
District of Columbia	468 460	321 107	41 514	148 652	979 733	4 972	1 128 446	1 133 417
Florida	716 738	1 654 602	81 332	1 443 509	3 896 181	52 741	4 597 445	4 650 187
Georgia	839 843	1 044 314	178 539	526 220	2 588 916	70 949	2 378 152	2 449 101
Hawaii	558 704	1 007 322	33 862	126 162	1 726 050	23 892	615 083	638 975
Idaho	25 940	99 386	15 612	68 559	209 497	14 640	34 651	49 291
Illinois	519 548	616 676	100 910	242 961	1 480 095	14 895	1 437 783	1 534 678
Indiana	335 790	115 803	100 504	143 565	695 662	1 765	1 115 396	2 117 161
Iowa	35 468	10 411	33 378	63 660	142 917	14 202	392 446	406 648
Kansas	137 327	430 443	57 946	142 927	768 643	10 242	1 364 331	1 374 573
Kentucky	304 588	614 175	70 852	158 375	1 147 990	21 505	398 070	419 575
Louisiana	204 099	433 375	67 629	244 972	950 075	272 593	1 211 693	1 484 285
Maine	46 671	138 050	19 362	79 997	284 080	1 683	403 079	404 762
Maryland	1 055 635	641 923	76 463	383 060	2 157 081	16 798	3 522 823	3 539 621
Massachusetts	301 187	204 741	103 220	197 004	806 152	12 209	6 315 296	6 327 505
Michigan	298 712	168 610	67 630	163 798	698 750	44 557	1 737 606	1 782 163
Minnesota	67 573	21 210	54 916	99 469	243 168	20 801	1 584 025	1 604 826
Mississippi	260 014	339 388	53 926	177 221	830 547	156 447	1 883 874	1 840 321
Missouri	478 444	267 380	109 135	240 195	1 095 154	176 690	5 560 829	5 637 519
Montana	22 001	70 923	14 954	44 042	151 920	10 741	106 060	116 801
Nebraska	92 177	264 051	20 923	92 332	469 483	10 370	152 411	162 781
Nevada	43 846	198 489	9 718	132 093	384 146	329	158 682	158 682
New Hampshire	246 344	84 639	13 960	80 410	425 353	478	540 263	540 741
New Jersey	698 553	325 014	86 151	229 631	1 343 349	17 570	2 622 405	2 639 975
New Mexico	240 212	306 308	17 319	162 837	726 676	15 683	447 272	462 955
New York	419 949	375 323	128 422	261 175	1 184 869	33 448	9 601 163	9 634 611
North Carolina	338 110	1 596 174	172 292	458 896	2 465 472	18 816	7 787 452	7 806 268
North Dakota	37 666	187 083	13 803	18 463	257 015	4 269	132 244	136 513
Ohio	844 692	267 943	94 903	281 320	1 488 858	39 742	3 225 167	3 264 909
Oklahoma	561 343	514 773	81 557	261 794	1 419 467	15 451	596 159	611 610
Oregon	81 658	15 620	34 405	161 164	292 847	41 800	138 944	180 744
Pennsylvania	1 249 202	221 431	252 462	352 683	2 075 778	39 935	3 288 771	3 328 706
Rhode Island	107 574	114 684	18 622	54 691	295 571	954	380 504	389 944
South Carolina	462 499	1 075 935	103 692	367 841	2 009 967	46 213	353 731	399 944
South Dakota	25 562	104 983	15 454	28 304	174 303	9 961	32 450	42 411
Tennessee	171 650	188 390	64 889	284 438	709 367	37 139	791 176	828 315
Texas	1 335 346	2 283 714	194 371	1 513 998	5 327 429	125 102	8 103 777	8 228 879
Utah	495 046	110 378	32 817	81 024	719 265	3 249	718 975	722 224
Vermont	13 084	2 120	12 240	23 159	50 603	93	179 763	179 856
Virginia	2 745 709	3 130 182	90 495	948 512	6 914 898	18 996	7 052 814	7 071 810
Washington	719 443	853 539	84 248	509 345	2 166 575	50 120	3 935 487	3 975 607
West Virginia	40 532	9 110	22 079	67 640	139 361	32 421	89 288	121 709
Wisconsin	62 469	22 055	88 817	96 330	269 671	5 716	769 642	775 358
Wyoming	20 028	62 955	7 930	28 293	119 206	131	38 868	38 999
Total U S	22 716 354	27 741 775	3 441 055	14 828 043	68 727 227	1 706 789	117 037 692	118 744 481

# UNITED STATES — TOTAL

FISCAL YEAR 1983

(DOLLARS IN THOUSANDS)

Personnel/Expenditures	Total	Army	Navy & Marine Corps	Air Force	Other Defense Activities
I. Personnel - Total <sup>1/</sup>	2,341,443	844,444	737,887	688,719	70,393
Active Duty Military	1,410,320	518,513	429,718	462,089	-
Civilian	931,123	325,931	308,169	226,630	70,393
II. Expenditures - Total	\$ 187,471,708	\$ 48,701,938	\$ 66,756,354	\$ 57,070,555	\$ 14,942,861
A. Payroll Outlays - Total	68,727,227	23,686,856	23,178,008	20,128,168	1,734,195
Active Duty Military Pay	27,741,775	8,578,626	10,892,186	8,270,963	-
Civilian Pay	22,716,354	7,707,425	7,934,920	5,339,814	-
Reserve & National Guard Pay	3,441,055	2,262,778	509,866	668,411	-
Retired Military Pay	14,828,043	5,138,027	3,841,036	5,848,980	-
B. Prime Contracts Over \$25,000 - Total	118,744,481	25,015,082	43,578,346	36,942,387	8,666
Supply Contracts	76,917,885	15,704,360	28,300,778	21,970,375	1,094,720
R&D Contracts	16,198,744	1,950,121	3,835,640	9,621,834	1,149
Service Contracts	21,934,514	4,411,797	10,867,007	5,183,789	1,471,921
Construction Contracts	1,986,549	1,242,015	574,921	166,389	3,224
Civil Function Contracts	1,706,789	1,706,789	-	-	-

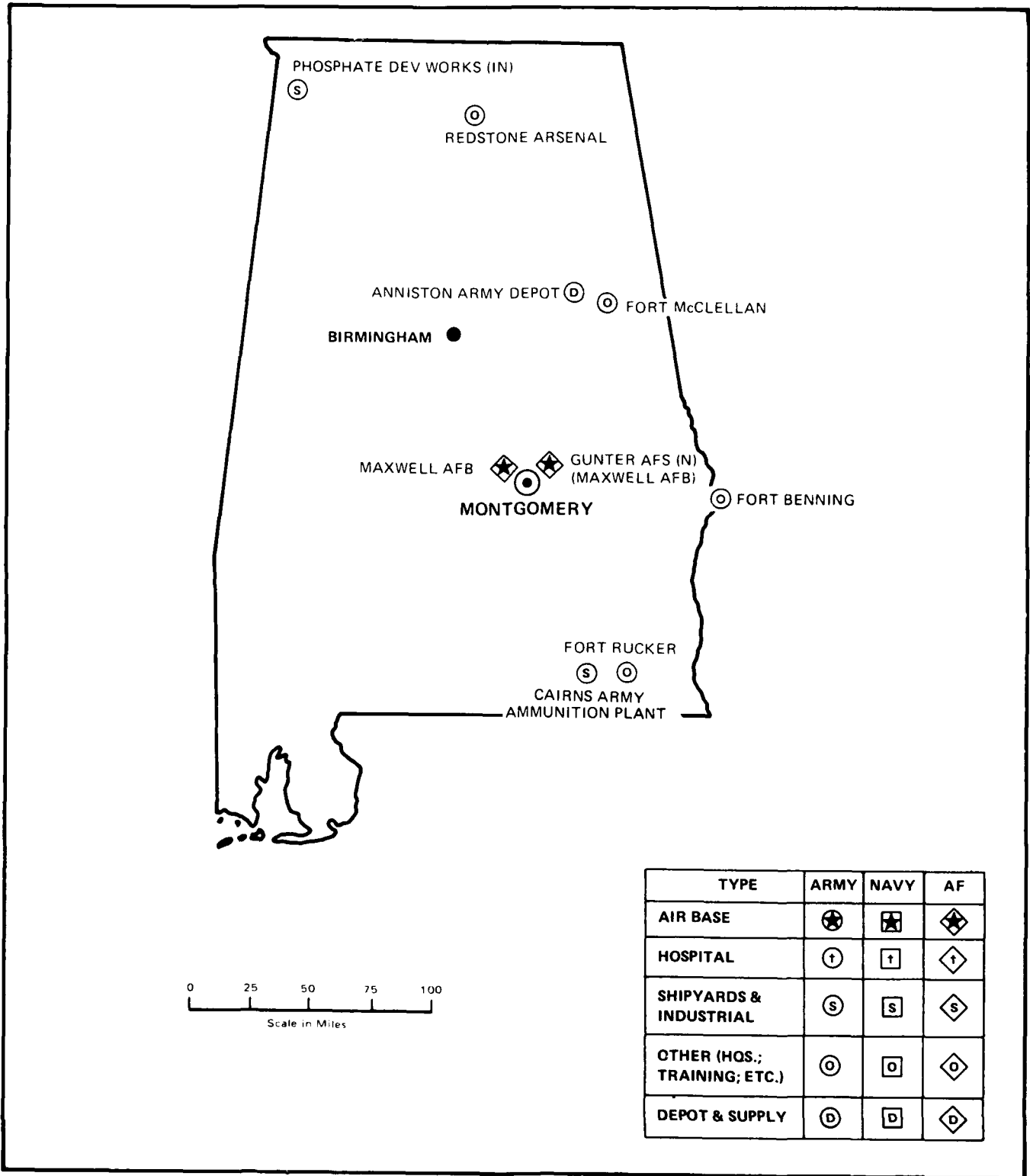
Major Locations of Expenditures	Expenditures			Major Locations of Personnel	Military and Civilian Personnel		
	Total	Payroll Outlays	Prime Contracts		Total	Active Duty Military	Civilian
St. Louis, MO	\$ 5,484,553	\$ 358,715	\$ 5,125,838	Arlington, VA	47,779	18,874	28,905
Newport News, VA	3,762,369	65,482	3,696,887	San Diego, CA	46,403	34,559	11,844
Los Angeles, CA	3,608,862	238,455	3,370,407	Fort Bragg, NC	46,108	41,436	4,672
San Diego, CA	3,573,304	1,800,217	1,773,087	Fort Hood, TX	42,019	37,550	4,469
Seattle, WA	3,192,825	139,758	3,053,067	Camp Lejeune, NC	38,415	35,651	2,764
Fort Worth, TX	2,744,440	105,032	2,639,408	Camp Pendleton, CA	33,541	31,278	2,263
New York, NY	2,419,382	152,198	2,267,184	Norfolk, VA	33,218	17,237	15,981
Bethpage, NY	2,263,701	7,832	2,255,869	Washington, DC	29,616	13,342	16,274
Arlington, VA	2,208,008	1,550,522	657,486	Philadelphia, PA	28,048	3,608	24,440
Sunnyvale, CA	2,119,600	52,504	2,067,096	Wright Patterson AFB, OH	25,656	9,323	16,333

Prime Contracts Over \$25,000	Total	Army	Navy & Marine Corps	Air Force	Other Defense Activities
Fiscal Year 1983	\$ 118,744,481	\$ 25,015,082	\$ 43,578,346	\$ 36,942,387	\$ 13,208,666
Fiscal Year 1982	101,276,239	23,509,663	35,980,155	28,896,164	12,890,757
Fiscal Year 1981	85,601,623	19,432,517	26,858,385	24,643,378	14,667,343

Top Five Contractors Receiving the Largest Dollar Volume of Prime Contract Awards in the United States	Total Amount	Major Areas of Work
1. General Dynamics Corp.	\$ 6,790,675	Aircraft prod.; nuclear submarines; missile sys.; tanks.
2. McDonnell Douglas Corp.	6,096,106	Aircraft and missile system production.
3. Rockwell International Corp.	4,542,843	Aircraft & missile comp.; R&D; elect. & navigation equip.
4. General Electric Co.	4,425,708	Nuclear reactors; aircraft engines.; space vehicle comp.
5. Boeing Co.	4,021,366	Aircraft & missile components & production; R&D.
Total of Above	\$ 25,876,698	(21.8% of total awards over \$25,000)

<sup>1/</sup> Includes 33,533 undistributed military personnel (Army: 14,522; Navy: 19,011)

# ALABAMA



# ALABAMA

FISCAL YEAR 1983

(DOLLARS IN THOUSANDS)

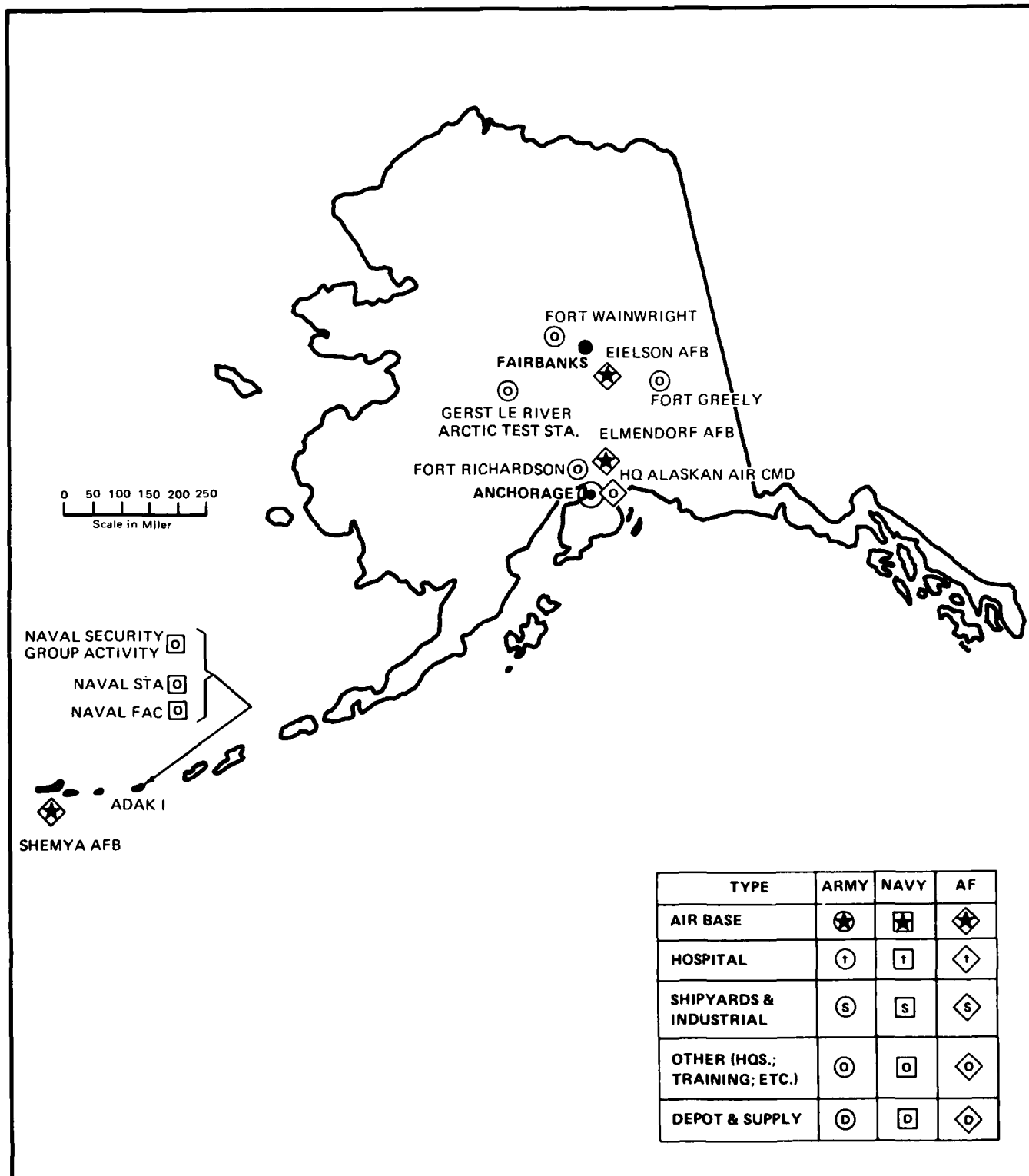
Personnel/Expenditures	Total	Army	Navy & Marine Corps	Air Force	Other Defense Activities
<b>I. Personnel - Total</b>	<u>51,162</u>	<u>42,199</u>	<u>650</u>	<u>7,877</u>	<u>436</u>
Active Duty Military	25,072	19,540	641	4,891	-
Civilian	26,090	22,659	9	2,986	436
<b>II. Expenditures - Total</b>	<u>\$ 2,697,005</u>	<u>\$ 1,733,604</u>	<u>\$ 146,275</u>	<u>\$ 533,485</u>	<u>\$ 283,641</u>
<b>A. Payroll Outlays - Total</b>	<u>1,569,938</u>	<u>1,151,247</u>	<u>65,229</u>	<u>342,759</u>	<u>10,703</u>
Active Duty Military Pay	456,530	322,616	10,552	123,362	-
Civilian Pay	640,157	560,780	285	68,389	10,703
Reserve & National Guard Pay	124,785	103,375	5,645	15,765	-
Retired Military Pay	348,466	164,476	48,747	135,243	-
<b>B. Prime Contracts Over \$25,000 - Total</b>	<u>1,127,067</u>	<u>582,357</u>	<u>81,046</u>	<u>190,726</u>	<u>272,938</u>
Supply Contracts	514,336	149,417	41,642	60,010	263,267
R&D Contracts	117,323	105,247	3,141	6,447	2,488
Service Contracts	420,112	258,069	36,171	118,689	7,183
Construction Contracts	48,322	42,650	92	5,580	-
Civil Function Contracts	26,974	26,974	-	-	-

Major Locations of Expenditures	Expenditures			Major Locations of Personnel	Military and Civilian Personnel		
	Total	Payroll Outlays	Prime Contracts		Total	Active Duty Military	Civilian
Redstone Arsenal	\$ 376,002	\$ 326,309	\$ 49,693	Redstone Arsenal	12,942	3,547	9,395
Fort Rucker	360,532	232,651	127,881	Fort Rucker	10,197	7,136	3,061
Huntsville	352,704	75,529	277,175	Fort McClellan	10,161	8,471	1,690
Fort McClellan	188,165	153,848	34,317	Anniston	4,873	67	4,806
Birmingham	152,323	34,549	177,774	Maxwell AFB	4,872	3,307	1,565
Maxwell AFB	146,537	123,396	23,141	Gunter AFB	2,086	1,253	833
Anniston	141,114	118,162	22,952	Huntsville	1,475	87	1,388
Montgomery	92,026	78,078	13,948	Mobile	1,147	70	1,077
Mobile	70,501	53,887	16,614	Montgomery	1,028	301	727
Tuscaloosa	68,744	10,677	58,067	Birmingham	988	353	635

Prime Contracts Over \$25,000	Total	Army	Navy & Marine Corps	Air Force	Other Defense Activities
Fiscal Year 1983	\$1,127,067	\$ 582,357	\$ 81,046	\$ 190,726	\$ 272,938
Fiscal Year 1982	918,124	496,609	74,650	117,617	229,248
Fiscal Year 1981	811,464	416,376	59,596	147,934	187,558

Top Five Contractors Receiving the Largest Dollar Volume of Prime Contract Awards in this State	Total Amount	Major Areas of Work
1. Hayes International Corp.	\$ 119,620	Maintenance and repair of aircraft.
2. Teledyne Brown Engineering	58,691	Maintenance and repair of missiles; R & D.
3. Northrop Worldwide Aircraft Services, Inc.	56,078	Maintenance and repair of aircraft.
4. Beacon Oil Co.	51,057	Petroleum.
5. American Energy Industries	50,567	Petroleum.
<b>Total of Above</b>	<b>\$ 336,013</b>	<b>(29.8% of total awards over \$25,000)</b>

# ALASKA



# ALASKA

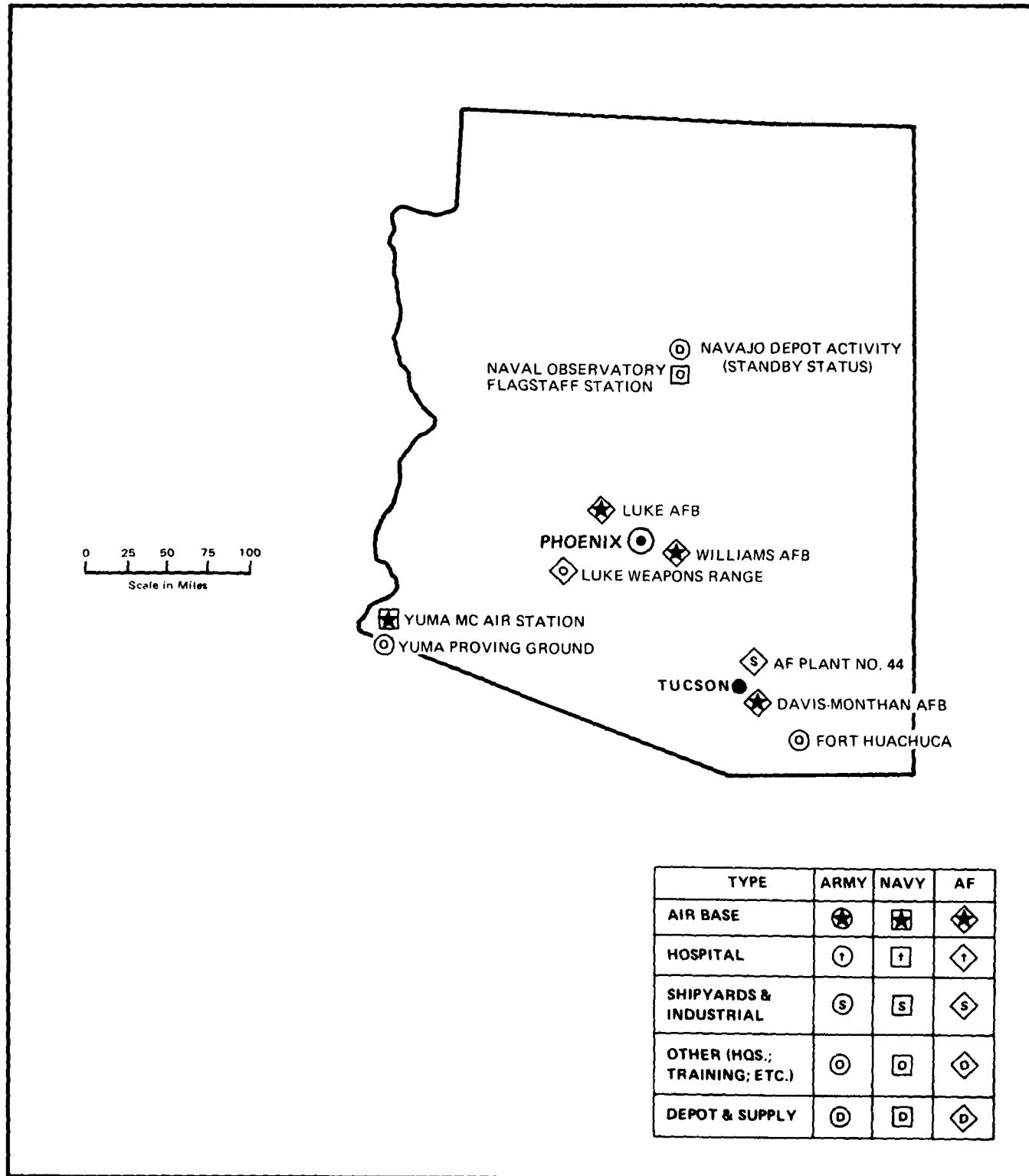
FISCAL YEAR 1983

(DOLLARS IN THOUSANDS)

Personnel/Expenditures	Total	Army	Navy & Marine Corps	Air Force	Other Defense Activities		
I. Personnel - Total	25,296	10,626	1,995	12,631	44		
Active Duty Military	20,680	7,882	1,832	10,966	-		
Civilian	4,616	2,744	163	1,665	44		
II. Expenditures - Total	\$ 958,310	\$ 355,349	\$ 57,705	\$ 432,580	\$ 112,676		
A. Payroll Outlays - Total	571,881	250,569	39,103	280,930	1,279		
Active Duty Military Pay	354,132	136,577	28,445	189,110	-		
Civilian Pay	155,052	87,435	5,434	60,904	1,279		
Reserve & National Guard Pay	14,092	10,954	370	2,768	-		
Retired Military Pay	48,605	15,603	4,854	28,148	-		
B. Prime Contracts Over \$25,000 - Total	386,429	104,780	18,602	151,650	111,397		
Supply Contracts	92,154	2,353	-	1,427	88,374		
R&D Contracts	1,394	274	288	335	497		
Service Contracts	237,400	50,552	15,166	149,156	22,526		
Construction Contracts	36,847	32,967	3,148	732	-		
Civil Function Contracts	18,634	18,634	-	-	-		
Major Locations of Expenditures	Expenditures			Major Locations of Personnel	Military and Civilian Personnel		
	Total	Payroll Outlays	Prime Contracts		Total	Active Duty Military	Civilian
Elmendorf AFB	\$ 237,435	\$ 158,027	\$ 79,408	Elmendorf AFB	7,507	6,033	1,474
Fort Richardson AFB	142,382	128,501	13,881	Fort Richardson	5,850	4,498	1,352
Anchorage	138,627	29,423	109,204	Eielson AFB	3,676	3,370	306
Eielson AFB	83,691	66,565	17,126	Fort Wainwright	2,991	2,417	574
Fort Wainwright	74,312	54,708	19,604	Adak	1,931	1,768	163
Clear Missile	58,790	5,983	52,807	Fort Greely	1,164	934	230
Adak	49,527	32,810	16,717	Shemya AFB	676	607	69
Shemya Station	34,491	14,425	20,066	Anchorage	368	126	242
Fort Greely	29,000	26,214	2,786	Galena	353	340	13
Fairbanks	20,174	4,651	15,523	King Salmon	338	320	18
Prime Contracts Over \$25,000	Total	Army	Navy & Marine Corps	Air Force	Other Defense Activities		
Fiscal Year 1983	\$ 386,429	\$ 104,780	\$ 18,602	\$ 151,650	\$ 111,397		
Fiscal Year 1982	325,312	101,688	27,169	91,733	104,722		
Fiscal Year 1981	344,658	67,329	28,903	72,267	176,159		
Top Five Contractors Receiving the Largest Dollar Volume of Prime Contract Awards in this State	Total Amount	Major Areas of Work					
1. North Pole Refining	\$ 60,509	Petroleum.					
2. Felec Services, Inc.	52,735	Operation of govt. facility; radar & navigation.					
3. RCA Corporation	46,607	Operation of govt. facility; electronic & communication.					
4. Alascom, Inc.	22,446	Communication Services.					
5. Aleutian Construction	17,809	Construction; airfield structures.					
Total of Above	\$ 200,106	(51.8% of total awards over \$25,000)					

# MAP NO. 3

# ARIZONA



TYPE	ARMY	NAVY	AF
AIR BASE	✳	✳	✳
HOSPITAL	⊙	⊙	⊙
SHIPYARDS & INDUSTRIAL	Ⓢ	Ⓢ	Ⓢ
OTHER (HQS.; TRAINING; ETC.)	⊙	⊙	⊙
DEPOT & SUPPLY	⊙	⊙	⊙

# ARIZONA

FISCAL YEAR 1983

(DOLLARS IN THOUSANDS)

Personnel/Expenditures	Total	Army	Navy & Marine Corps	Air Force	Other Defense Activities
I. Personnel - Total	34,157	11,861	1,540	20,433	323
Active Duty Military	24,432	6,776	1,109	16,557	-
Civilian	9,725	5,095	431	3,876	323
II. Expenditures - Total	\$ 2,426,047	\$ 742,259	\$ 440,733	\$ 1,132,676	\$ 110,379
A. Payroll Outlays - Total	1,066,299	384,482	86,906	586,869	8,042
Active Duty Military Pay	418,178	120,117	18,295	279,766	-
Civilian Pay	234,283	126,472	9,917	89,852	8,042
Reserve & National Guard Pay	40,543	23,127	3,920	13,496	-
Retired Military Pay	373,295	114,766	54,774	203,755	-
B. Prime Contracts Over \$25,000 - Total	1,359,748	357,777	353,827	545,807	102,337
Supply Contracts	956,874	191,914	298,319	405,656	60,985
R&D Contracts	153,315	38,829	11,120	65,940	37,426
Service Contracts	184,243	73,326	42,663	64,328	3,926
Construction Contracts	36,266	44,658	1,725	9,883	-
Civil Function Contracts	9,050	9,050	-	-	-

Major Locations of Expenditures	Expenditures			Major Locations of Personnel	Military and Civilian Personnel		
	Total	Payroll Outlays	Prime Contracts		Total	Active Duty Military	Civilian
Tucson	\$ 611,145	\$ 125,930	\$ 485,215	Fort Huachuca	10,206	6,252	3,954
Phoenix	443,202	121,391	321,811	Davis-Monthan AFB	8,145	6,762	1,383
Fort Huachuca	270,024	212,934	57,090	Luke AFB	6,903	5,874	1,029
Scottsdale	228,731	24,846	203,885	Williams AFB	4,034	3,342	692
Davis-Monthan AFB	168,319	148,419	19,900	Yuma	1,348	923	425
Luke AFB	141,314	120,236	21,078	Yuma Proving Ground	1,193	473	720
Williams AFB	114,218	80,309	33,909	Phoenix	978	235	743
Tempe	89,159	8,436	80,723	Tucson	725	173	552
Yuma	85,272	64,810	20,462	Gila Bend	245	162	83
Litchfield Part	69,630	5,052	64,578	Tempe	125	111	14

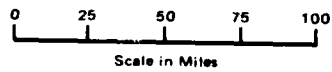
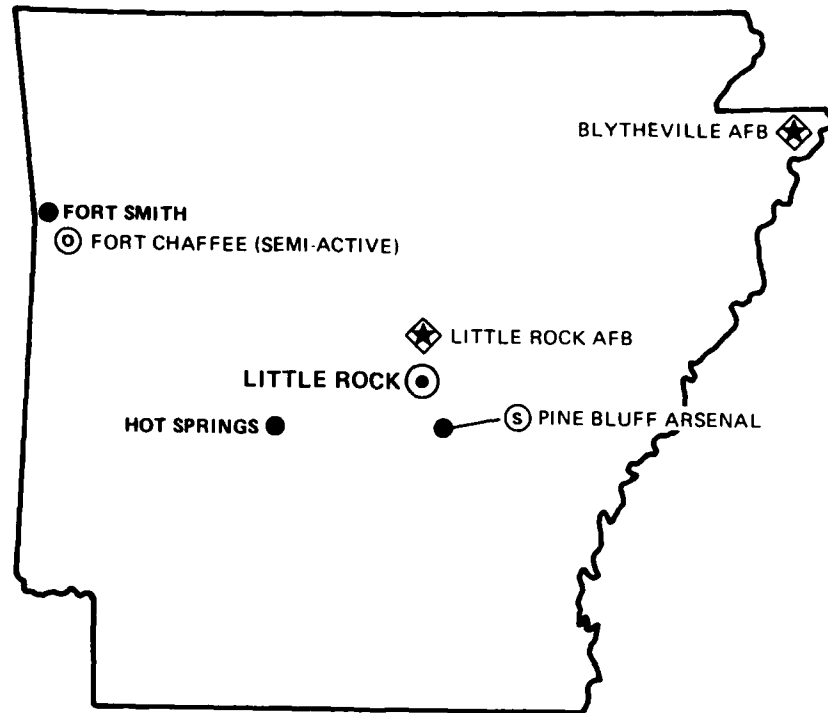
Prime Contracts Over \$25,000	Total	Army	Navy & Marine Corps	Air Force	Other Defense Activities
Fiscal Year 1983	\$ 1,359,748	\$ 357,777	\$ 353,827	\$ 545,807	\$ 102,337
Fiscal Year 1982	1,465,007	661,171	289,103	435,805	78,928
Fiscal Year 1981	1,115,931	441,940	209,011	397,875	67,105

Top Five Contractors Receiving the Largest Dollar Volume of Prime Contract Awards in this State	Total Amount	Major Areas of Work
1. Hughes Aircraft Co.	\$ 450,729	Missile system production.
2. Motorola, Inc.	255,950	Electronics & communications; missile components.
3. Garrett Corp.	187,577	Aircraft components.
4. Goodyear Aerospace Corp.	58,390	Aircraft components and equipment.
5. Sperry Corp.	43,530	Aircraft components; R&D
Total of Above	\$ 996,176	(73.3% of total awards over \$ 25,000)

# MAP NO. 4

# ARKANSAS



TYPE	ARMY	NAVY	AF
AIR BASE	⊕	⊕	⊕
HOSPITAL	⊕	⊕	⊕
SHIPYARDS & INDUSTRIAL	⊕	⊕	⊕
OTHER (HQS.; TRAINING; ETC.)	⊕	⊕	⊕
DEPOT & SUPPLY	⊕	⊕	⊕

# ARKANSAS

FISCAL YEAR 1983

(DOLLARS IN THOUSANDS)

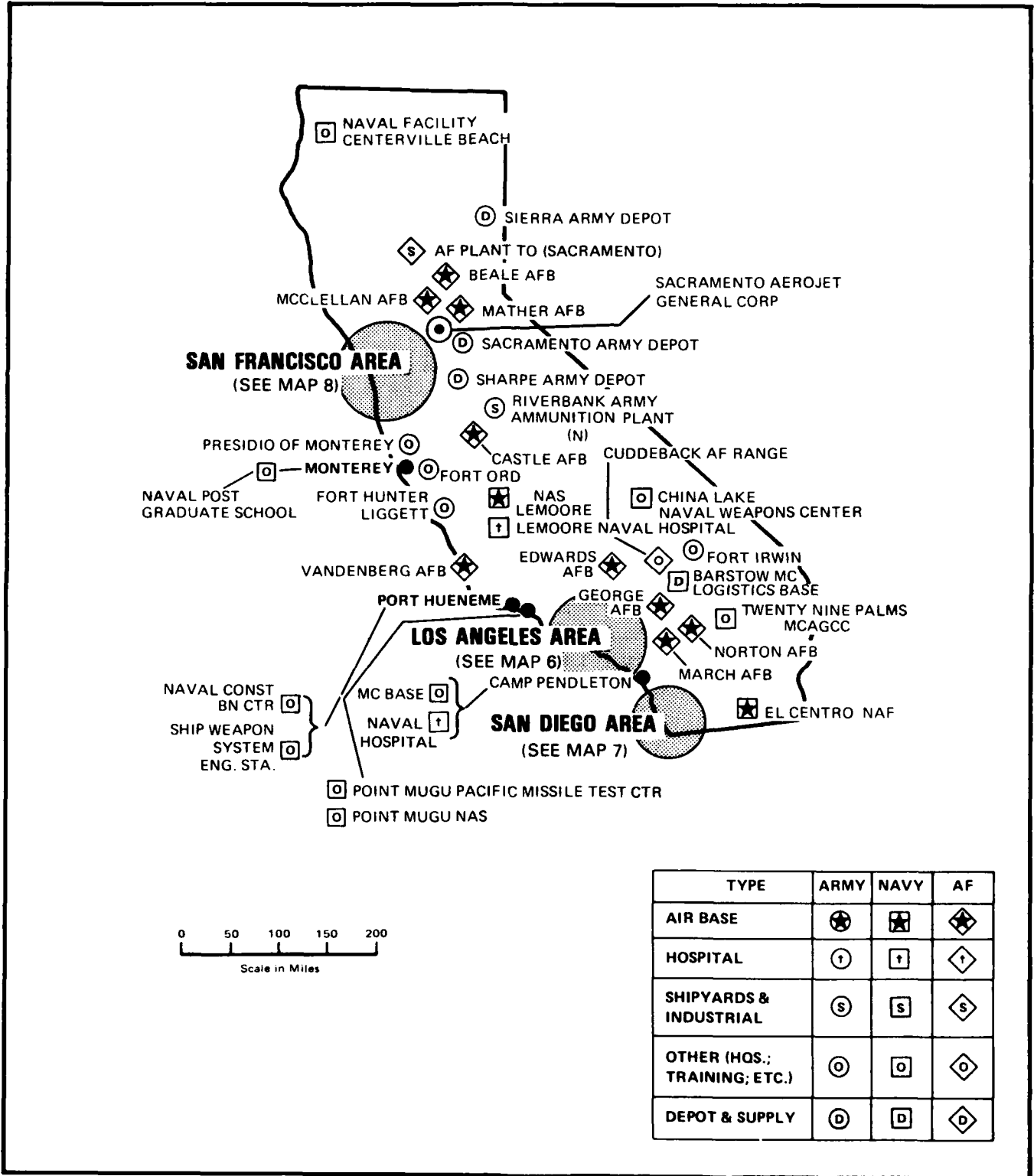
Personnel/Expenditures	Total	Army	Navy & Marine Corps	Air Force	Other Defense Activities
I. Personnel - Total	14,653	3,677	222	10,708	46
Active Duty Military	9,889	378	215	9,296	-
Civilian	4,764	3,299	7	1,412	46
II. Expenditures - Total	\$ 1,144,119	\$ 540,735	\$ 240,171	\$ 320,192	\$ 43,021
A. Payroll Outlays - Total	515,335	189,353	43,928	280,876	1,178
Active Duty Military Pay	178,987	19,746	3,398	155,843	-
Civilian Pay	99,431	73,518	149	24,586	1,178
Reserve & National Guard Pay	40,597	29,921	2,169	8,507	-
Retired Military Pay	196,320	66,168	38,212	91,940	-
B. Prime Contracts Over \$25,000 - Total	628,784	351,382	196,243	39,316	41,843
Supply Contracts	400,293	237,362	116,373	5,141	41,417
R&D Contracts	758	583	116	59	-
Service Contracts	129,768	15,567	79,754	34,021	426
Construction Contracts	41,084	40,989	-	95	-
Civil Function Contracts	56,881	56,881	-	-	-

Major Locations of Expenditures	Expenditures			Major Locations of Personnel	Military and Civilian Personnel		
	Total	Payroll Outlays	Prime Contracts		Total	Active Duty Military	Civilian
Camden	\$ 424,228	\$ 892	\$ 423,336	Little Rock AFB	7,073	6,412	661
Little Rock AFB	144,866	121,579	23,287	Blytheville AFB	3,176	2,840	336
Pine Bluff	72,320	35,148	37,172	Pine Bluff	1,538	137	1,401
Blytheville AFB	71,572	55,880	15,692	Little Rock	703	278	425
Little Rock	32,435	27,720	4,715	Camp J. T. Robinson	271	1	270
Jacksonville	23,855	20,483	3,372	Fort Smith	249	23	226
Sherwood	20,873	20,873	-	Fort Chaffee	204	14	190
Lake Village	16,922	447	16,475	Jacksonville	190	4	186
Russellville	14,267	5,832	8,435	Hot Springs	176	-	176
Fort Smith	13,556	6,964	6,592	Russellville	106	13	93

Prime Contracts Over \$25,000	Total	Army	Navy & Marine Corps	Air Force	Other Defense Activities
Fiscal Year 1983	\$ 628,784	\$ 351,382	\$ 196,243	\$ 39,316	\$ 41,843
Fiscal Year 1982	515,496	357,882	80,712	37,458	39,444
Fiscal Year 1981	209,856	155,274	767	20,078	33,737

Top Five Contractors Receiving the Largest Dollar Volume of Prime Contract Awards in this State	Total Amount	Major Areas of Work
1. Vought Corp.	\$ 213,505	Rocket system production.
2. General Dynamics Corp.	192,020	Maintenance and repair of missile systems; ammunition.
3. Burns & Roe, Inc.	29,110	Construction.
3. J. A. Jones Construction Co.	14,377	Construction.
4. BEI Electronics, Inc.	14,276	Ammunition.
Total of Above	\$ 463,288	(73.7% of total awards over \$25,000)

# CALIFORNIA



# CALIFORNIA

FISCAL YEAR 1983

(DOLLARS IN THOUSANDS)

Personnel/Expenditures	Total	Army	Navy & Marine Corps	Air Force	Other Defense Activities
I. Personnel - Total	337,931	45,446	200,837	84,206	7,442
Active Duty Military	204,572	27,642	121,931	54,999	-
Civilian	133,359	17,804	78,906	29,207	7,442
II. Expenditures - Total	\$ 37,053,078	\$ 6,431,304	\$ 15,067,469	\$ 13,364,754	\$ 2,188,590
A. Payroll Outlays - Total	10,665,918	1,453,430	6,462,545	2,574,253	174,729
Active Duty Military Pay	4,896,205	447,096	3,417,132	1,001,977	-
Civilian Pay	3,372,341	400,474	2,083,756	712,421	174,729
Reserve & National Guard Pay	274,146	112,873	96,052	65,221	-
Retired Military Pay	2,123,226	462,987	865,605	794,634	-
B. Prime Contracts Over \$25,000 - Total	26,387,160	4,977,874	8,604,924	10,790,501	2,013,861
Supply Contracts	16,303,721	3,743,980	5,130,936	5,771,912	1,656,893
R&D Contracts	5,688,003	573,364	1,151,038	3,687,726	275,875
Service Contracts	3,825,192	412,466	2,104,204	1,227,429	81,093
Construction Contracts	482,238	160,058	218,746	103,434	-
Civil Function Contracts	88,006	88,006	-	-	-

Major Locations of Expenditures	Expenditures			Major Locations of Personnel	Military and Civilian Personnel		
	Total	Payroll Outlays	Prime Contracts		Total	Active Duty Military	Civilian
Los Angeles	\$ 3,608,862	\$ 238,445	\$ 3,370,407	San Diego	46,403	34,559	11,844
San Diego	3,573,304	1,800,217	1,773,087	Camp Pendleton	33,541	31,278	2,263
Sunnyvale	2,119,600	52,504	2,067,096	Fort Ord	19,379	17,029	2,350
Long Beach	1,495,386	398,880	1,096,506	McClellan AFB	17,056	3,505	13,551
El Segundo	1,255,813	38,363	1,217,450	Mare Isl. Naval Ship.	13,083	1,960	11,123
Culver City	1,206,266	5,681	1,200,585	North Island NAS	12,344	4,681	7,663
San Jose	1,090,458	47,344	1,043,114	Santa Ana	11,123	10,861	262
Pomona	1,000,514	17,397	983,117	Travis AFB	10,814	8,547	2,267
Fullerton	828,532	8,018	820,514	Long Beach	10,373	1,810	8,563
Redondo Beach	753,860	6,430	747,430	Oakland	8,904	1,916	6,988


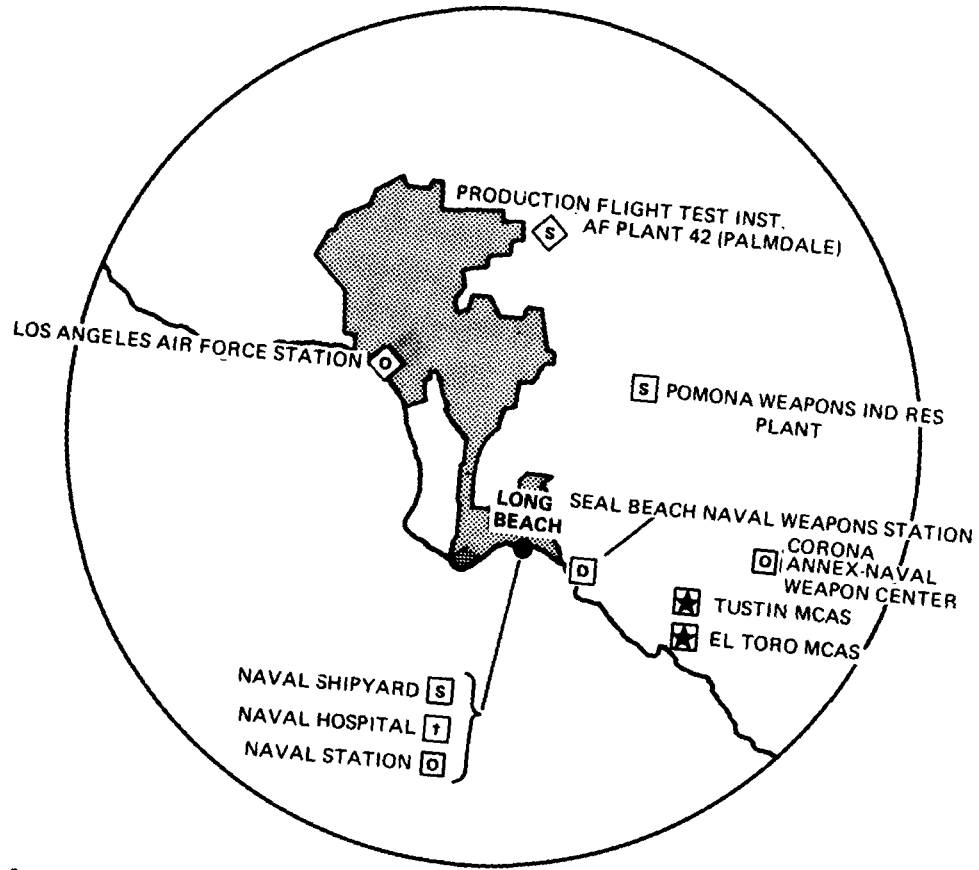
  

Prime Contracts Over \$25,000	Total	Army	Navy & Marine Corps	Air Force	Other Defense Activities
Fiscal Year 1983	\$ 26,387,160	\$ 4,977,874	\$ 8,604,924	\$ 10,790,501	\$ 2,013,861
Fiscal Year 1982	22,236,293	4,396,173	7,880,287	7,911,483	2,048,350
Fiscal Year 1981	16,322,288	3,598,129	6,030,942	4,770,746	1,922,471


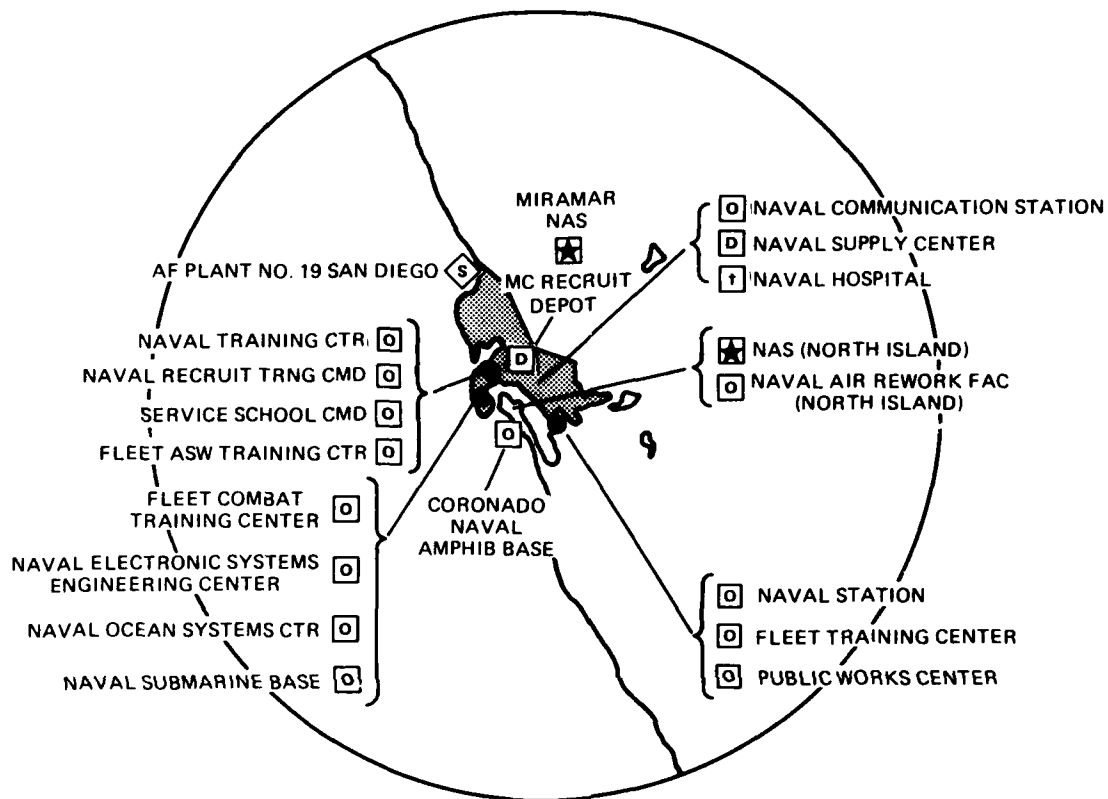
Top Five Contractors Receiving the Largest Dollar Volume of Prime Contract Awards in this State	Total Amount	Major Areas of Work
1. Rockwell International Corp.	\$ 3,923,277	Aircraft & missile comp.; R&D, elec. & navigation equip.
2. Hughes Aircraft Co.	2,678,039	Aircraft comp.; missile prod.; electronic equip.; R&D.
3. Lockheed Missiles & Space Co., Inc.	2,038,288	Missile maintenance, repair & production; sys. eng.; R&D.
4. General Dynamics Corp.	1,463,171	Missile comp., prod., & repair; aircraft repair; R&D.
5. McDonnell Douglas Corp.	1,204,303	Prod. and comp. aircraft; maint & repair; R&D.
Total of Above	\$ 11,307,078	(42.8% of total awards over \$25,000)

# LOS ANGELES AREA



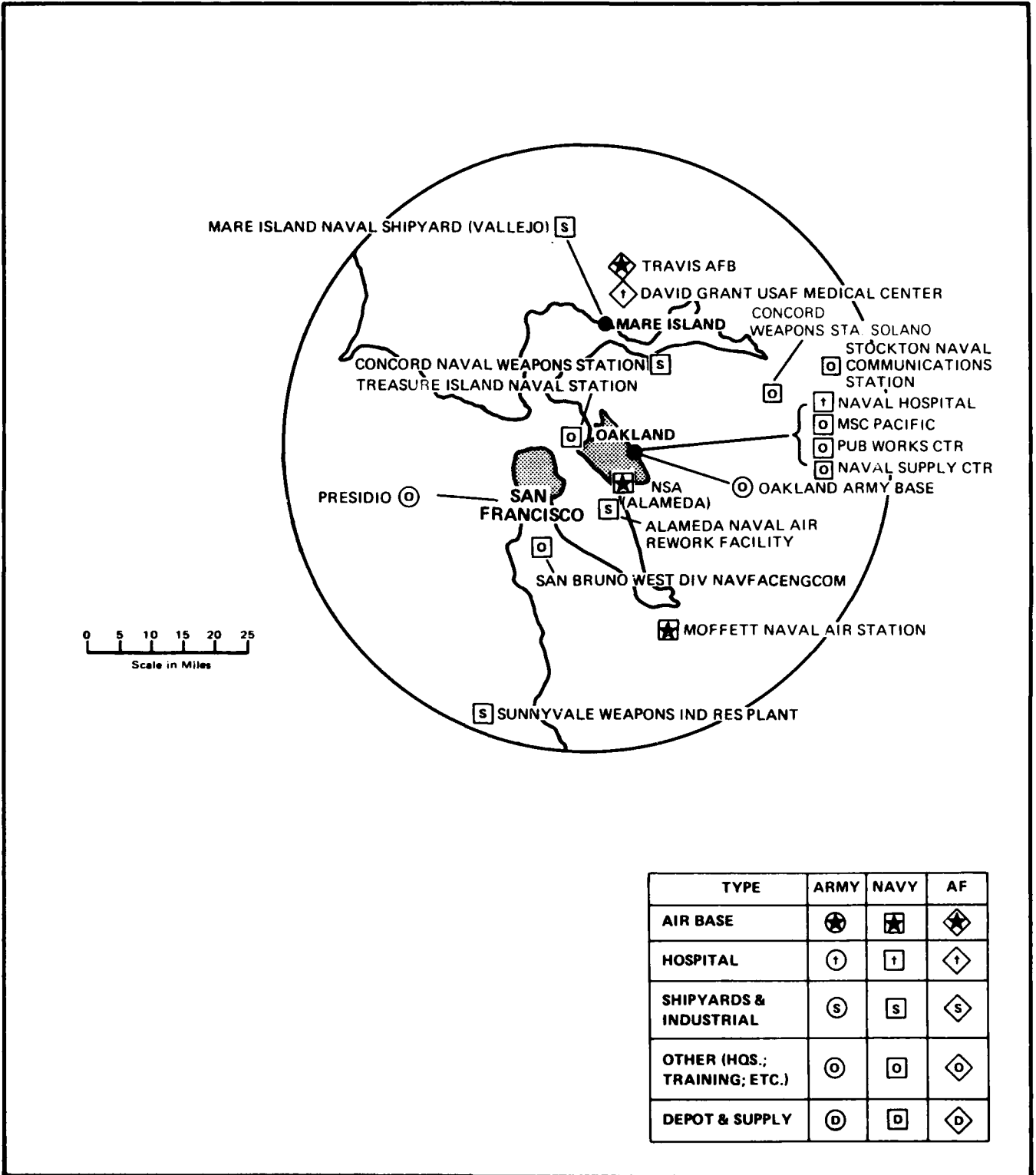
TYPE	ARMY	NAVY	AF
AIR BASE	⊕	⊗	◇
HOSPITAL	⊙	⊚	◇
SHIPYARDS & INDUSTRIAL	Ⓢ	Ⓢ	◇
OTHER (HQS.; TRAINING; ETC.)	⊙	⊚	◇
DEPOT & SUPPLY	⊙	⊚	◇

# SAN DIEGO AREA

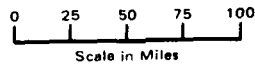
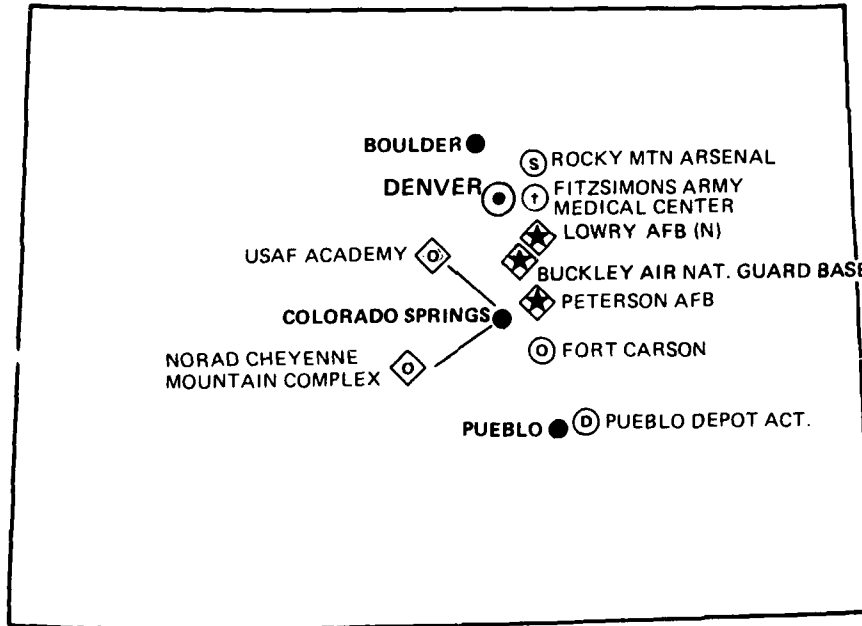


TYPE	ARMY	NAVY	AF
AIR BASE	✪	✪	✪
HOSPITAL	⊕	⊕	⊕
SHIPYARDS & INDUSTRIAL	Ⓢ	Ⓢ	Ⓢ
OTHER (HQS.; TRAINING; ETC.)	⊙	⊙	⊙
DEPOT & SUPPLY	Ⓧ	Ⓧ	Ⓧ

# SAN FRANCISCO AREA



# COLORADO



TYPE	ARMY	NAVY	AF
AIR BASE	⊗	⊗	⊗
HOSPITAL	⊗	⊗	⊗
SHIPYARDS & INDUSTRIAL	⊙	⊙	⊙
OTHER (HQS.; TRAINING; ETC.)	⊙	⊙	⊙
DEPOT & SUPPLY	⊙	⊙	⊙

# COLORADO

FISCAL YEAR 1983

(DOLLARS IN THOUSANDS)

Personnel/Expenditures	Total	Army	Navy & Marine Corps	Air Force	Other Defense Activities
<b>I. Personnel - Total</b>	53,940	26,007	743	26,724	466
Active Duty Military	39,879	20,419	732	18,728	-
Civilian	14,061	5,588	11	7,996	466
<b>II. Expenditures - Total</b>	\$ 2,418,667	\$ 836,520	\$ 107,481	\$ 1,385,384	\$ 89,144
<b>A. Payroll Outlays - Total</b>	1,411,733	650,804	57,438	691,063	12,290
Active Duty Military Pay	623,938	348,215	12,962	262,761	-
Civilian Pay	322,888	115,206	203	195,051	12,290
Reserve & National Guard Pay	58,562	40,344	6,476	11,742	-
Retired Military Pay	406,345	147,039	37,797	221,509	-
<b>B. Prime Contracts Over \$25,000 - Total</b>	1,006,934	185,716	50,043	694,321	76,854
Supply Contracts	218,457	41,083	33,129	99,425	44,820
R&D Contracts	516,289	11,719	9,415	475,030	20,125
Service Contracts	200,794	65,095	7,499	116,291	11,909
Construction Contracts	64,452	60,877	-	3,575	-
Civil Function Contracts	6,942	6,942	-	-	-

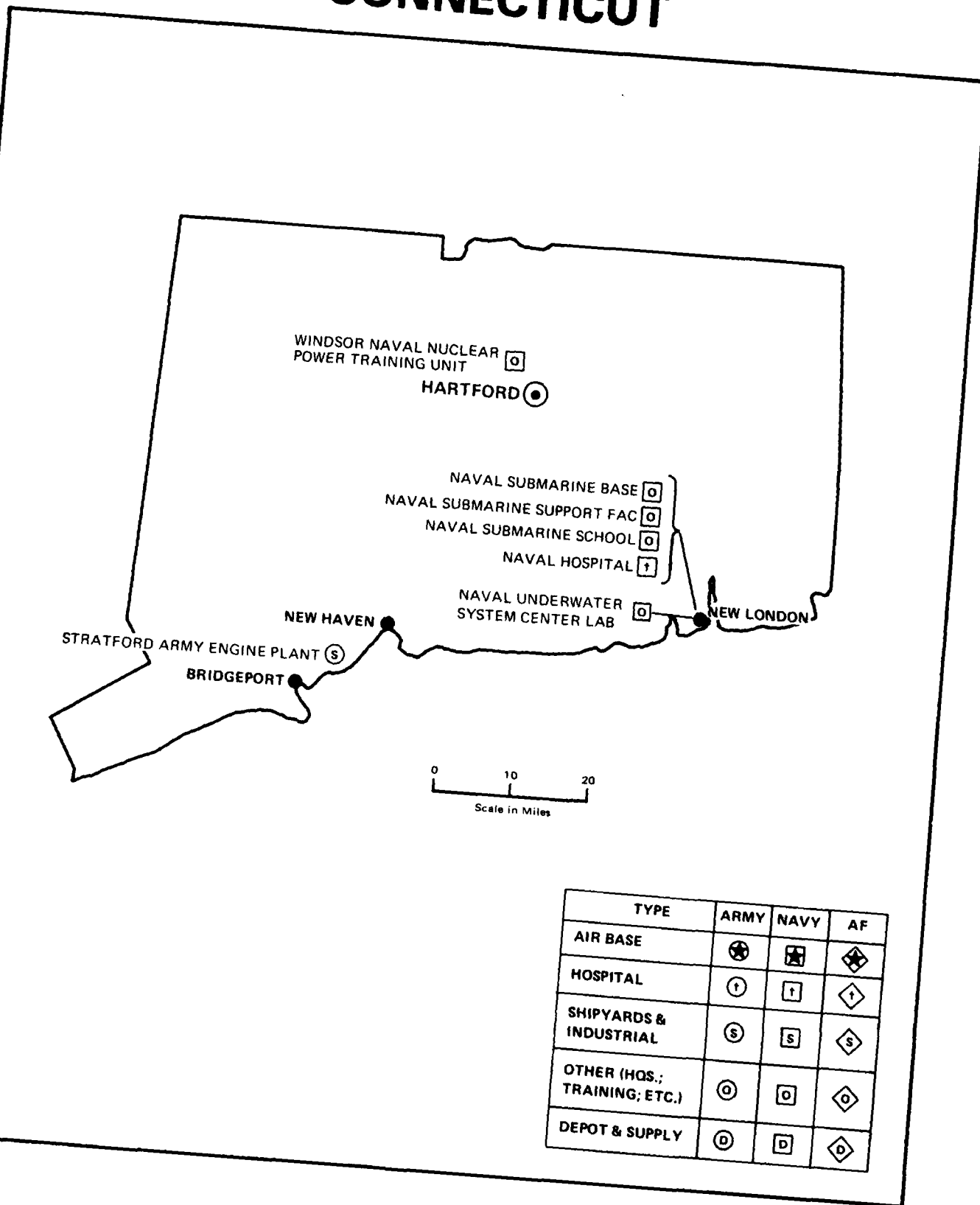
Major Locations of Expenditures	Expenditures			Major Locations of Personnel	Military and Civilian Personnel		
	Total	Payroll Outlays	Prime Contracts		Total	Active Duty	
						Military	Civilian
Denver	\$ 675,184	\$ 67,720	\$ 607,464	Fort Carson	20,779	18,228	2,551
Fort Carson	376,484	352,856	23,628	Lowry AFB	10,976	6,896	4,080
Colorado Springs	294,499	147,983	146,516	Air Force Academy	9,004	7,209	1,795
Lowry AFB	224,136	198,998	25,138	Aurora	4,765	2,419	2,346
Aurora	193,148	167,671	25,477	Peterson AFB	2,459	1,614	845
Air Force Academy	127,582	102,161	25,421	Colorado Springs	1,537	989	518
Peterson AFB	80,048	55,526	24,522	Broadmoor	1,394	1,394	-
Broadmoor	72,216	72,216	-	Denver	920	715	205
Boulder	54,083	7,072	47,011	Pueblo	879	31	848
Pueblo	29,600	26,088	3,512	Rocky Mountain Arsenal	330	21	309

Prime Contracts Over \$25,000	Total	Army	Navy & Marine Corps	Air Force	Other Defense Activities
Fiscal Year 1983	\$ 1,006,934	\$ 185,716	\$ 50,043	\$ 694,321	\$ 76,854
Fiscal Year 1982	1,048,065	154,366	44,187	751,994	97,518
Fiscal Year 1981	918,972	125,541	41,390	689,406	62,635

Top Five Contractors Receiving the Largest Dollar Volume of Prime Contract Awards in this State	Total Amount	Major Areas of Work
1. Martin Marietta Corp.	\$ 534,181	Missile components; R&D.
2. Ford Aerospace & Communications	57,556	Electronic & communication systems; R&D.
3. Beech Aircraft Corp.	22,401	Electronic equipment.
4. TRW Colorado Electronics, Inc.	17,002	Communication equipment.
5. Colorado Springs Public Utility	16,758	Gas, Electric & water utilities.
Total of Above	\$ 647,898	(64.3% of total awards over \$25,000)

MAP NO. 10

# CONNECTICUT



# CONNECTICUT

FISCAL YEAR 1983

(DOLLARS IN THOUSANDS)

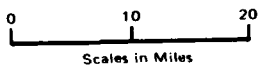
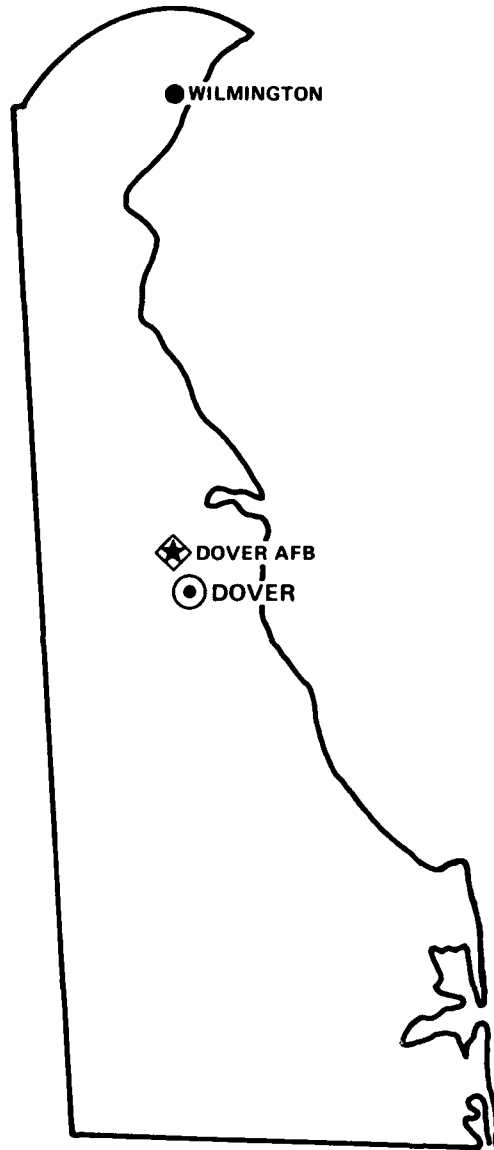
Personnel/Expenditures	Total	Army	Navy & Marine Corps	Air Force	Other Defense Activities
I. Personnel - Total	10,380	769	8,304	512	795
Active Duty Military	5,865	215	5,567	83	-
Civilian	4,515	554	2,737	429	795
II. Expenditures - Total	\$ 5,591,957	\$ 1,162,111	\$ 3,205,335	\$ 1,102,508	\$ 121,966
A. Payroll Outlays - Total	459,609	66,047	331,041	42,778	19,706
Active Duty Military Pay	211,690	4,897	204,782	2,011	-
Civilian Pay	120,821	13,464	77,526	10,088	19,706
Reserve & National Guard Pay	29,026	17,852	3,732	7,442	-
Retired Military Pay	98,072	29,834	45,001	23,237	-
B. Prime Contracts Over \$25,000 - Total	5,132,348	1,096,064	2,874,294	1,059,730	102,260
Supply Contracts	4,393,951	974,862	2,321,787	996,328	100,974
R&D Contracts	199,334	26,477	142,739	29,598	520
Service Contracts	531,659	88,382	408,707	33,804	766
Construction Contracts	1,226	165	1,061	-	-
Civil Function Contracts	6,178	6,178	-	-	-

Major Locations of Expenditures	Expenditures			Major Locations of Personnel	Military and Civilian Personnel		
	Total	Payroll Outlays	Prime Contracts		Total	Active Duty Military	Civilian
Groton	\$ 1,695,215	\$ 208,780	\$ 1,486,435	Groton	5,953	4,445	1,508
Stratford	1,630,722	10,781	1,619,941	New London	1,909	693	1,216
East Hartford	1,078,782	5,786	1,072,996	Hartford	405	123	282
Norwalk	201,557	2,848	198,709	Stratford	315	11	304
Windsor Locks	135,662	6,968	128,694	Windsor	273	271	2
Bloomfield	122,983	2,000	120,983	New Haven	264	200	64
New London	102,682	77,179	25,503	Windsor Locks	203	7	196
Bridgeport	58,279	4,949	53,330	East Granby	200	-	200
Stamford	50,545	2,167	48,378	East Hartford	196	8	188
Hartford	31,132	20,755	10,377	Bridgeport	115	22	93

Prime Contracts Over \$25,000	Total	Army	Navy & Marine Corps	Air Force	Other Defense Activities
Fiscal Year 1983	\$ 5,132,348	\$ 1,096,064	\$ 2,874,294	\$ 1,059,730	\$ 102,260
Fiscal Year 1982	5,825,765	1,259,126	3,206,561	1,240,409	119,669
Fiscal Year 1981	4,424,734	953,899	1,708,800	1,678,461	83,574

Top Five Contractors Receiving the Largest Dollar Volume of Prime Contract Awards in this State	Total Amount	Major Areas of Work
1. United Technologies Corp.	\$ 2,487,058	Aircraft engines & comp.; helicopter comp.; radar; R&D.
2. General Dynamics Corp.	1,471,023	Submarine production; R&D.
3. Avco Corp.	412,220	Helicopter comp.; aircraft engine comp.; vehicle comp.
4. Norden Systems Inc.	63,001	Aircraft components; electronic equipment.
5. Kaman Corp.	148,678	Helicopter production and comp.; aircraft components.
Total of Above	\$ 4,581,980	(89.3% of total awards over \$25,000)

# DELAWARE



TYPE	ARMY	NAVY	AF
AIR BASE	⊕	⊠	⊠
HOSPITAL	⊕	⊠	⊠
SHIPYARDS & INDUSTRIAL	⊕	⊠	⊠
OTHER (HQS.; TRAINING; ETC.)	⊕	⊠	⊠
DEPOT & SUPPLY	⊕	⊠	⊠

# DELAWARE

FISCAL YEAR 1983

(DOLLARS IN THOUSANDS)

Personnel/Expenditures	Total	Army	Navy & Marine Corps	Air Force	Other Defense Activities
I. Personnel - Total	6,717	249	34	6,415	19
Active Duty Military	4,935	39	33	4,863	-
Civilian	1,782	210	1	1,552	19
II. Expenditures - Total	\$ 403,911	\$ 47,141	\$ 11,533	\$ 172,506	\$ 172,731
A. Payroll Outlays - Total	184,374	24,758	7,761	151,396	459
Active Duty Military Pay	83,385	1,623	529	81,233	-
Civilian Pay	41,945	5,032	18	36,436	459
Reserve & National Guard Pay	16,051	7,984	1,288	6,779	-
Retired Military Pay	42,993	10,119	5,926	26,948	-
B. Prime Contracts Over \$25,000 - Total	219,537	22,383	3,772	21,110	172,272
Supply Contracts	186,162	7,927	3,240	4,355	170,640
R&D Contracts	3,835	2,823	396	576	40
Service Contracts	24,885	7,268	136	15,889	1,592
Construction Contracts	2,838	2,548	-	290	-
Civil Function Contracts	1,817	1,817	-	-	-

Major Locations of Expenditures	Expenditures			Major Locations of Personnel	Military and Civilian Personnel		
	Total	Payroll Outlays	Prime Contracts		Total	Active Duty Military	Civilian
Dover AFB	\$ 143,432	\$ 127,361	\$ 16,071	Dover AFB	6,234	4,850	1,384
Delaware City	89,292	517	88,775	New Castle	262	1	261
Clayton	62,076	315	61,761	Dover	51	24	35
Wilmington	20,905	7,486	13,419	Wilmington	41	29	12
Frederica	11,207	1,066	10,141	Marshallton	36	-	36
New Castle	10,988	9,877	1,111	Newark	25	22	3
Milford	9,500	1,984	7,516	Seaford	12	-	12
Newark	7,888	1,610	6,278	Lewes	12	10	2
Dover	7,080	3,455	3,625	Middletown	9	-	9
Camden	5,321	2,128	3,193	Milton	8	-	8

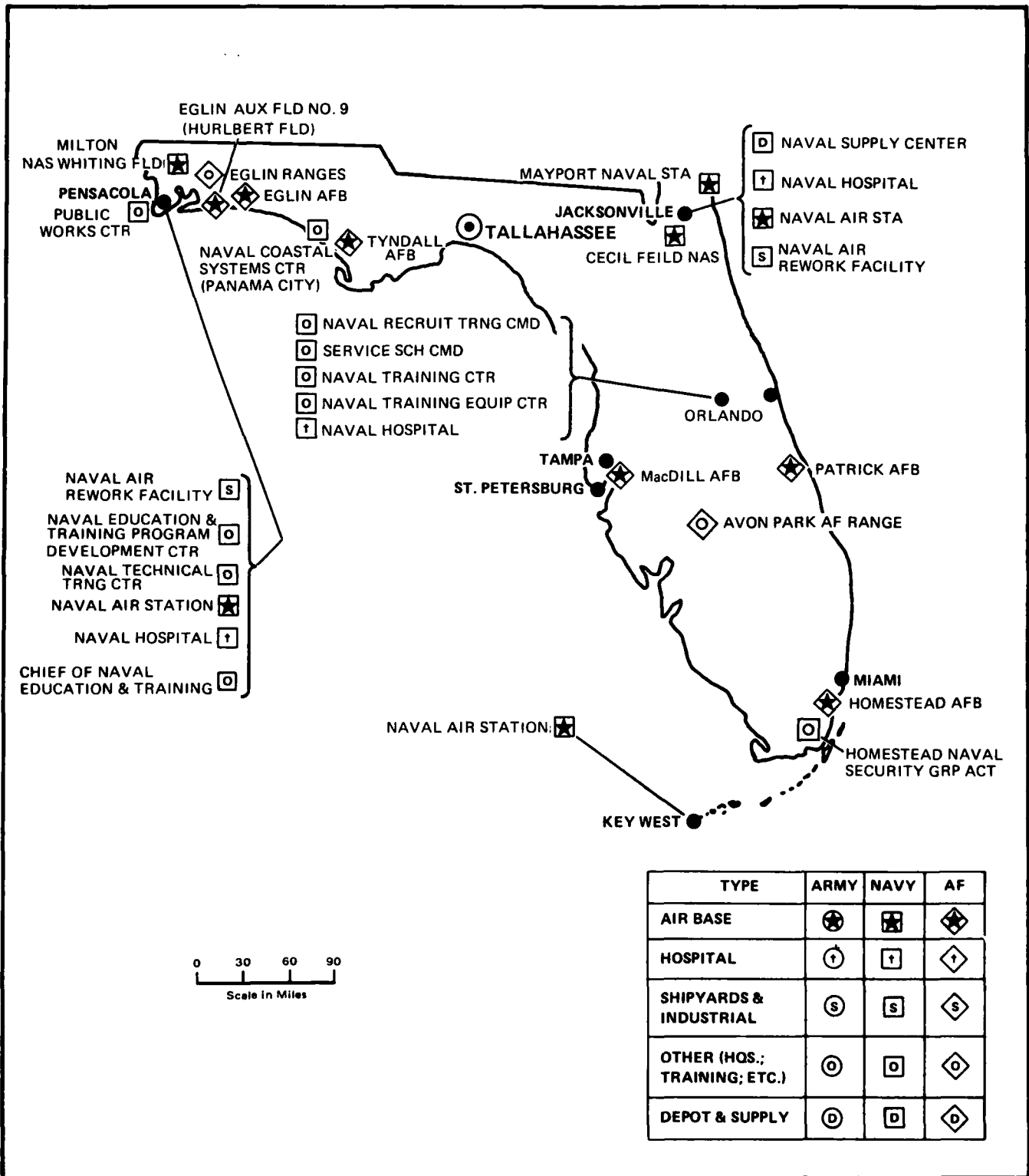
Prime Contracts Over \$25,000	Total	Army	Navy & Marine Corps	Air Force	Other Defense Activities
Fiscal Year 1983	\$ 219,537	\$ 22,383	\$ 3,772	\$ 21,110	\$ 172,272
Fiscal Year 1982	234,708	20,307	6,172	23,506	184,723
Fiscal Year 1981	231,430	13,308	41,147	16,389	197,586

Top Five Contractors Receiving the Largest Dollar Volume of Prime Contract Awards in this State	Total Amount	Major Areas of Work
1. Getty Refining & Marketing Co.	\$ 88,775	Petroleum.
2. East Wind Industries, Inc.	63,195	Personal armor; clothing.
3. ILC Dover	9,680	Storage tanks; R&D.
4. ICI Americas, Inc.	7,571	Operation of government munitions facility.
5. Guida Clothing Co., Inc.	7,428	Individual equipment.
Total of Above	\$ 176,649	(80.5% of total awards over \$25,000)

# MAP NO. 12

# FLORIDA



# FLORIDA

FISCAL YEAR 1983

(DOLLARS IN THOUSANDS)

Personnel/Expenditures	Total	Army	Navy & Marine Corps	Air Force	Other Defense Activities
<b>I. Personnel - Total</b>	<u>100,677</u>	<u>3,725</u>	<u>55,115</u>	<u>40,834</u>	<u>1,003</u>
Active Duty Military	70,872	1,995	37,049	31,828	-
Civilian	29,805	1,730	18,066	9,006	1,003
<b>II. Expenditures - Total</b>	<u>\$ 8,546,368</u>	<u>\$ 1,988,771</u>	<u>\$ 2,975,096</u>	<u>\$ 3,324,620</u>	<u>\$ 257,799</u>
<b>A. Payroll Outlays - Total</b>	<u>3,896,181</u>	<u>540,880</u>	<u>1,893,130</u>	<u>1,436,923</u>	<u>25,166</u>
Active Duty Military Pay	1,654,602	61,099	1,021,276	572,227	-
Civilian Pay	716,738	39,605	439,751	212,134	25,166
Reserve & National Guard Pay	81,332	38,424	22,657	20,251	-
Retired Military Pay	1,443,509	401,752	409,446	632,311	-
<b>B. Prime Contracts Over \$25,000 - Total</b>	<u>4,650,187</u>	<u>1,447,891</u>	<u>1,081,966</u>	<u>1,887,697</u>	<u>232,633</u>
Supply Contracts	3,090,721	1,102,205	727,648	1,051,212	209,656
R&D Contracts	655,496	156,576	82,871	412,196	3,853
Service Contracts	790,091	105,218	249,856	415,893	19,174
Construction Contracts	61,138	31,151	21,591	8,396	-
Civil Function Contracts	52,741	52,741	-	-	-

Major Locations of Expenditures	Expenditures			Major Locations of Personnel	Military and Civilian Personnel		
	Total	Payroll Outlays	Prime Contracts		Total	Active Duty Military	Civilian
Orlando	\$ 1,443,753	\$ 330,006	\$ 1,113,747	Pensacola	17,435	9,715	7,720
West Palm Beach	1,135,844	17,875	1,117,969	Orlando	14,245	11,972	2,273
Jacksonville	530,399	448,754	81,645	Eglin AFB	13,031	9,531	3,500
Pensacola	491,760	458,579	33,181	Jacksonville	12,614	6,145	6,469
Eglin AFB	353,187	265,277	87,910	MacDill AFB	7,233	6,299	934
Mayport	265,391	216,632	48,759	Homestead AFB	5,774	4,750	1,024
Patrick AFB	246,890	94,654	152,236	Tyndall AFB	5,309	4,236	1,073
Daytona Beach	209,577	7,989	201,588	Patrick AFB	4,614	3,208	1,406
Tampa	203,004	86,217	116,787	Eglin Aux. Field	3,980	3,675	305
St. Petersburg	201,161	45,958	155,203	Cecil Field	3,334	2,744	590

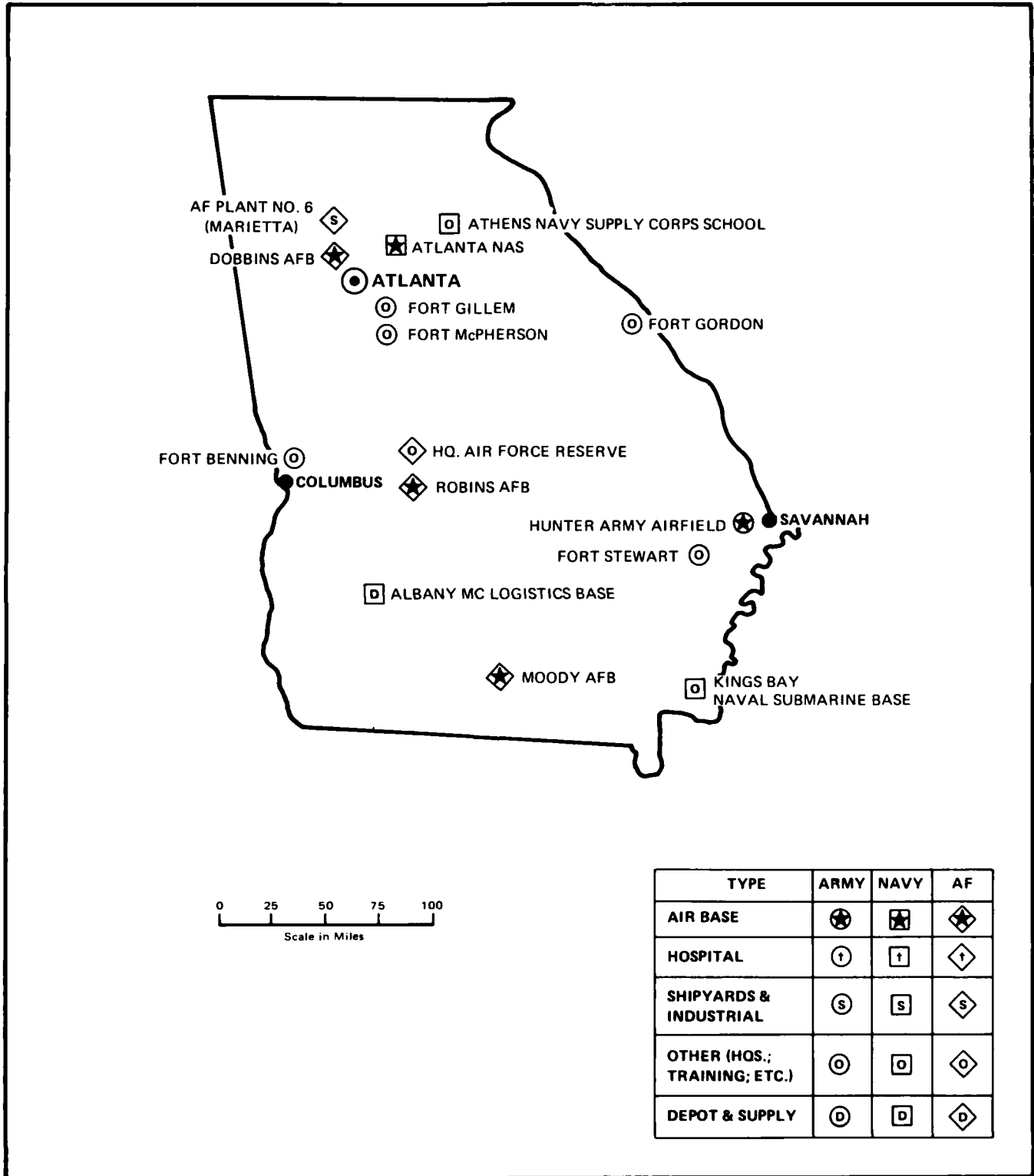
  

Prime Contracts Over \$25,000	Total	Army	Navy & Marine Corps	Air Force	Other Defense Activities
Fiscal Year 1983	\$ 4,650,187	\$ 1,447,891	\$ 1,081,966	\$ 1,887,697	\$ 232,633
Fiscal Year 1982	4,038,280	1,238,299	716,764	1,903,451	179,766
Fiscal Year 1981	3,100,783	897,911	511,191	1,497,175	194,506

Top Five Contractors Receiving the Largest Dollar Volume of Prime Contract Awards in this State	Total Amount	Major Areas of Work
1. United Technologies Corp.	\$ 1,116,234	Aircraft engine production, components, and repair; R&D.
2. Martin Marietta Corp.	1,054,784	Missile components; ammunition; helicopter comp.; R&D.
3. Harris Corp.	277,724	R&D; communication equipment.
4. General Electric Co.	203,683	Training & electronic equipment; R&D.
5. McDonnell Douglas Corp.	<u>190,370</u>	Missile production and components; R&D.
Total of Above	<u>\$ 2,842,795</u>	(61.1% of total awards over \$25,000)

# GEORGIA



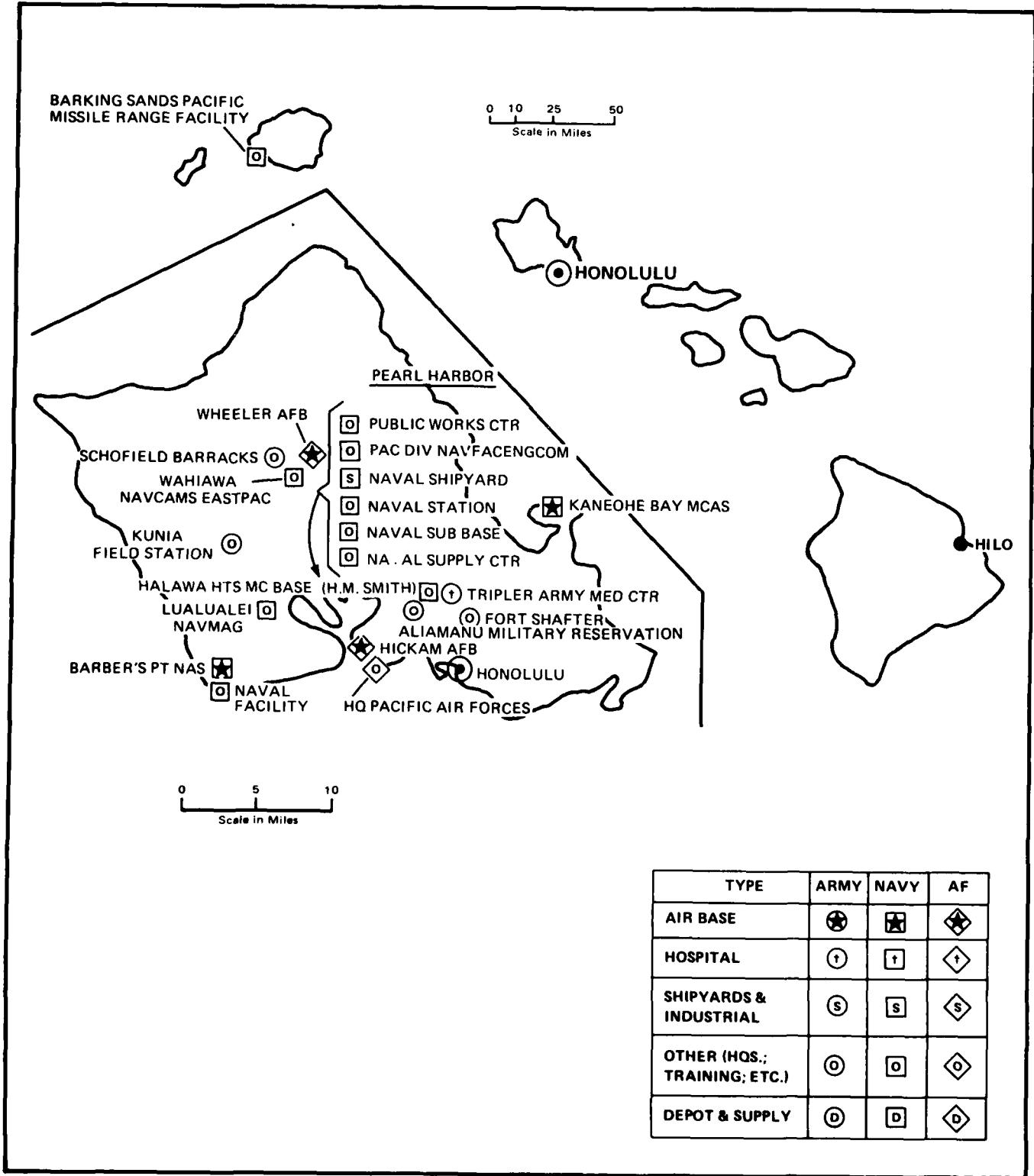
# GEORGIA

FISCAL YEAR 1983

(DOLLARS IN THOUSANDS)

Personnel/Expenditures	Total	Army	Navy & Marine Corps	Air Force	Other Defense Activities		
I. Personnel - Total	99,561	67,076	6,335	25,140	1,010		
Active Duty Military	62,941	51,533	3,262	8,146	-		
Civilian	36,620	15,543	3,073	16,994	1,010		
II. Expenditures - Total	\$ 5,038,017	\$ 2,144,243	\$ 428,903	\$ 2,298,995	\$ 165,204		
A. Payroll Outlays - Total	2,588,916	1,580,519	248,187	735,663	23,875		
Active Duty Military Pay	1,044,314	817,149	81,069	146,096	-		
Civilian Pay	839,843	334,592	71,234	409,470	23,875		
Reserve & National Guard Pay	178,539	141,909	13,975	22,655	-		
Retired Military Pay	526,220	286,869	81,909	157,442	-		
B. Prime Contracts Over \$25,000 - Total	2,449,101	563,724	180,716	1,563,332	141,329		
Supply Contracts	1,726,512	219,409	13,832	1,368,845	124,426		
R&D Contracts	53,774	25,286	4,986	22,629	873		
Service Contracts	437,284	158,802	91,782	170,670	16,030		
Construction Contracts	160,582	89,278	70,116	1,188	-		
Civil Function Contracts	70,949	70,949	-	-	-		
Major Locations of Expenditures	Expenditures			Major Locations of Personnel	Military and Civilian Personnel		
	Total	Payroll Outlays	Prime Contracts		Total	Active Duty Military	Civilian
Marietta	\$1,503,863	\$ 57,583	\$1,446,280	Fort Benning	24,512	20,094	4,418
Robins AFB	512,328	465,028	47,300	Robins AFB	19,376	4,151	15,225
Fort Benning	472,246	397,294	74,952	Fort Stewart	15,818	13,551	2,267
Fort Gordon	319,848	276,122	43,726	Fort Gordon	15,703	12,286	3,417
Fort Stewart	315,010	264,188	50,822	Hunter Army Airfield	3,954	3,445	509
Atlanta	241,343	98,263	143,080	Moody AFB	3,926	3,432	494
Fort McPherson	203,256	156,435	46,821	Fort McPherson	3,713	1,518	2,195
Kings Bay	105,091	9,203	95,888	Albany	3,655	1,162	2,493
Albany	96,795	92,483	4,312	Atlanta	1,936	1,241	695
Moody AFB	85,960	72,401	13,559	Marietta	1,750	455	1,295
Prime Contracts Over \$25,000	Total	Army	Navy & Marine Corps	Air Force	Other Defense Activities		
Fiscal Year 1983	\$ 2,449,101	\$ 563,724	\$ 180,716	\$ 1,563,332	\$ 141,329		
Fiscal Year 1982	1,625,232	454,236	171,036	869,619	130,341		
Fiscal Year 1981	1,267,068	330,065	100,157	705,449	131,397		
Top Five Contractors Receiving the Largest Dollar Volume of Prime Contract Awards in this State	Total Amount	Major Areas of Work					
1. Lockheed Corp.	\$ 1,438,958	Aircraft modification, comps., maint. & repair; R&D.					
2. Rockwell International Corp.	163,434	Missile production; ammunition; R&D.					
3. Goodyear Aerospace Corp.	56,949	Ammunition; aircraft components.					
4. Georgia Technical Research Inst.	30,101	Management services; R&D.					
5. Batteast Construction Co., Inc.	29,212	Construction; service buildings.					
Total of Above	\$ 1,718,654	(70.2% of total awards over \$25,000)					

# HAWAII



# HAWAII

FISCAL YEAR 1983

(DOLLARS IN THOUSANDS)

Personnel/Expenditures	Total	Army	Navy & Marine Corps	Air Force	Other Defense Activities
<b>I. Personnel - Total</b>	<b>65,959</b>	<b>22,265</b>	<b>34,316</b>	<b>9,273</b>	<b>105</b>
Active Duty Military	45,715	17,690	21,347	6,678	-
Civilian	20,244	4,575	12,969	2,595	105
<b>II. Expenditures - Total</b>	<b>\$ 2,365,025</b>	<b>\$ 618,017</b>	<b>\$ 1,161,143</b>	<b>\$ 284,981</b>	<b>\$ 300,481</b>
<b>A. Payroll Outlays - Total</b>	<b>1,726,050</b>	<b>500,444</b>	<b>973,788</b>	<b>248,175</b>	<b>3,240</b>
Active Duty Military Pay	1,007,322	315,235	558,731	133,356	-
Civilian Pay	558,704	112,355	373,062	69,644	3,240
Reserve & National Guard Pay	33,862	21,491	3,115	9,256	-
Retired Military Pay	126,162	51,363	38,880	35,919	-
<b>B. Prime Contracts Over \$25,000 - Total</b>	<b>638,975</b>	<b>117,573</b>	<b>187,355</b>	<b>36,806</b>	<b>297,241</b>
Supply Contracts	299,980	6,080	18,318	2,185	273,397
R&D Contracts	9,812	278	2,302	5,802	1,430
Service Contracts	266,583	78,688	136,716	28,765	22,414
Construction Contracts	38,708	8,635	30,019	54	-
Civil Function Contracts	23,892	23,892	-	-	-

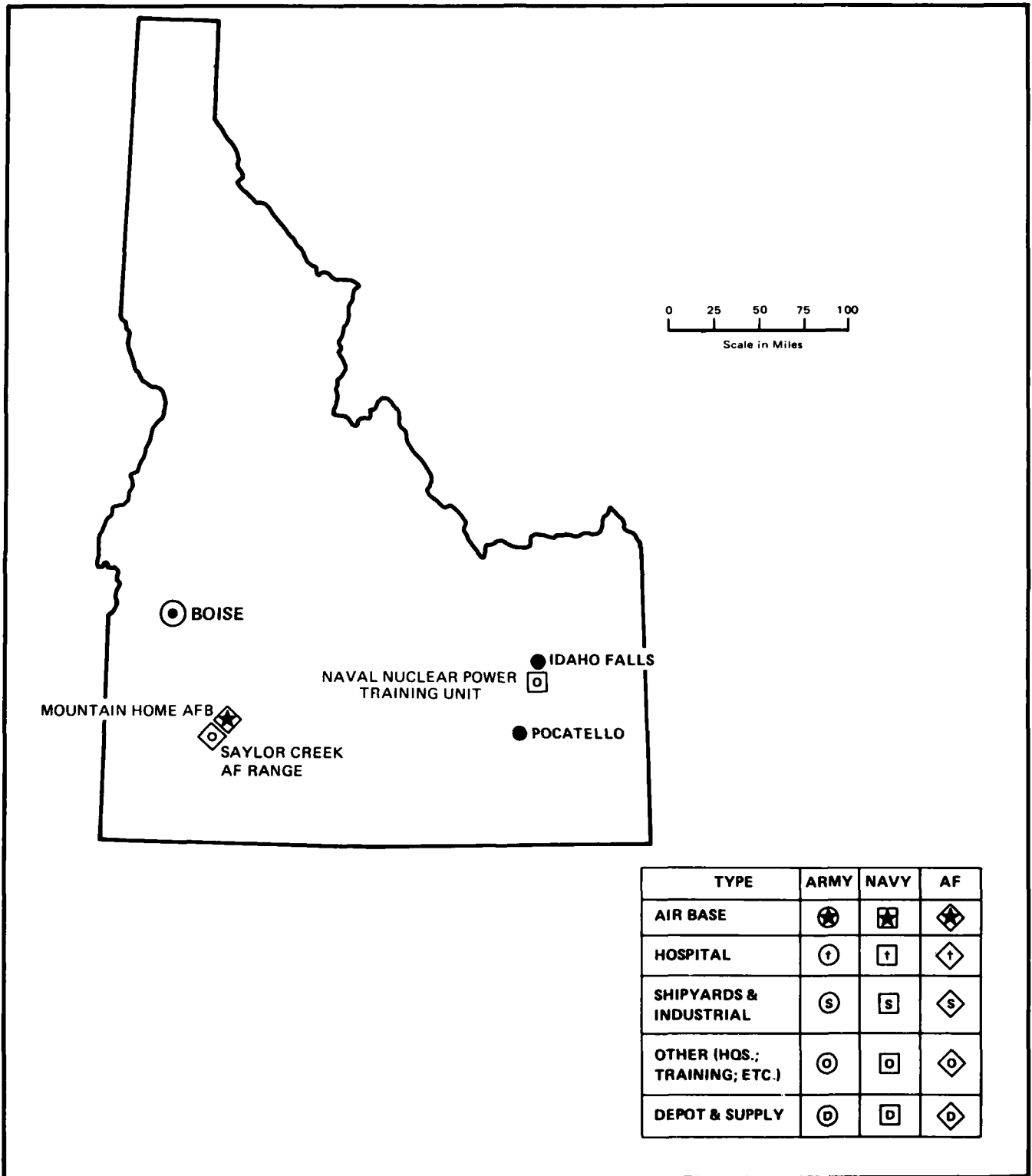
Major Locations of Expenditures	Expenditures			Major Locations of Personnel	Military and Civilian Personnel		
	Total	Payroll Outlays	Prime Contracts		Total	Active Duty Military	Civilian
Pearl Harbor	\$ 633,924	\$ 545,449	\$ 88,475	Pearl Harbor	16,553	7,230	9,323
Barbers Point NAS	326,963	93,642	233,321	Schofield Barracks	14,499	13,500	999
Honolulu	305,107	155,282	149,825	Kaneohe	10,118	9,505	613
Schofield Barracks	271,378	236,877	34,501	Hickam AFB	7,449	5,194	2,255
Kaneohe	200,520	186,603	13,917	Honolulu	3,594	1,610	1,984
Hickam AFB	192,123	167,254	24,869	Tripler Army Hospital	2,414	1,444	970
Tripler Army Med Ctr	59,040	59,040	-	Barbers Point	2,395	1,938	457
Fort Shafter	50,065	46,105	3,960	Fort Shafter	1,724	-	1,724
Aiea	38,892	37,328	1,564	Wheeler AFB	1,481	1,037	444
Barking Sands	33,944	-	33,944	Wahiawa	1,047	849	198

Prime Contracts Over \$25,000	Total	Army	Navy & Marine Corps	Air Force	Other Defense Activities
Fiscal Year 1983	\$ 638,975	\$ 117,573	\$ 187,355	\$ 36,806	\$ 297,241
Fiscal Year 1982	500,609	80,661	103,827	35,279	280,842
Fiscal Year 1981	575,776	150,902	137,565	28,328	258,981

Top Five Contractors Receiving the Largest Dollar Volume of Prime Contract Awards in this State	Total Amount	Major Areas of Work
1. Hawaiian Independent Refinery, Inc.	\$ 223,542	Petroleum.
2. Chevron U S A, Inc.	37,688	Petroleum.
3. Dynallectron Corp.	33,250	Operation of government missile system facility.
4. Hawaiian Electric Co., LTD.	19,900	Electrical utilities.
5. Peter Kiewit Sons, Inc.	17,248	Construction/non-building structures.
<b>Total of Above</b>	<b>\$ 331,628</b>	<b>(51.9% of total awards over \$25,000)</b>

# MAP NO. 15

# IDAHO



TYPE	ARMY	NAVY	AF
AIR BASE	★	★	★
HOSPITAL	†	†	†
SHIPYARDS & INDUSTRIAL	Ⓢ	Ⓢ	Ⓢ
OTHER (HOS.; TRAINING; ETC.)	⊙	⊙	⊙
DEPOT & SUPPLY	ⓓ	ⓓ	ⓓ

# IDAHO

FISCAL YEAR 1983

(DOLLARS IN THOUSANDS)

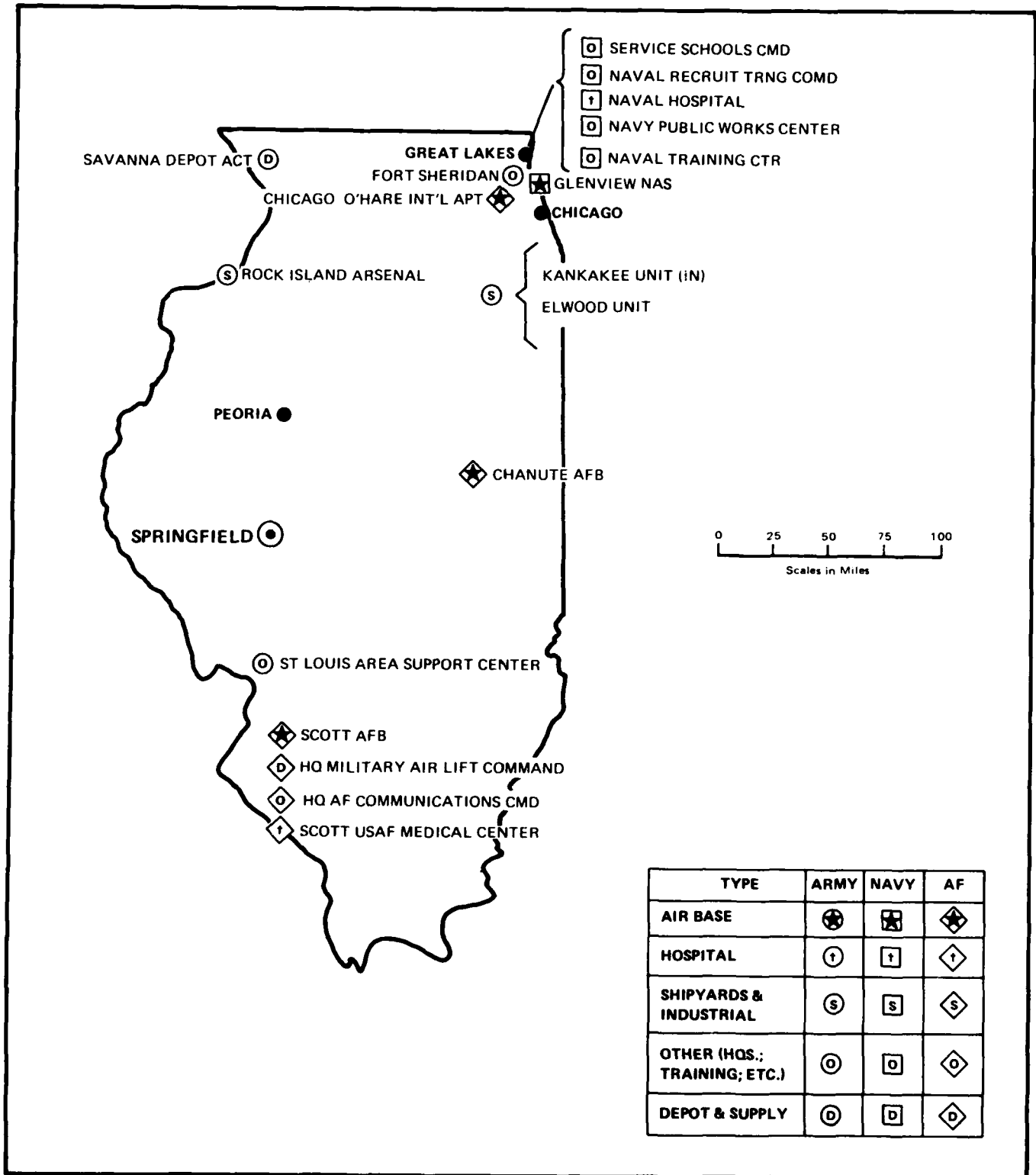
Personnel/Expenditures	Total	Army	Navy & Marine Corps	Air Force	Other Defense Activities
<b>I. Personnel - Total</b>	<u>7,175</u>	<u>523</u>	<u>1,724</u>	<u>4,918</u>	<u>10</u>
Active Duty Military	5,999	136	1,704	4,159	-
Civilian	1,176	387	20	759	10
<b>II. Expenditures - Total</b>	<u>\$ 258,788</u>	<u>\$ 58,531</u>	<u>\$ 48,326</u>	<u>\$ 139,852</u>	<u>\$ 12,079</u>
<b>A. Payroll Outlays - Total</b>	<u>209,497</u>	<u>38,318</u>	<u>46,596</u>	<u>124,361</u>	<u>222</u>
Active Duty Military Pay	99,386	2,277	29,237	67,872	-
Civilian Pay	25,940	9,925	532	15,261	222
Reserve & National Guard Pay	15,612	9,526	1,493	4,593	-
Retired Military Pay	68,559	16,590	15,334	36,635	-
<b>B. Prime Contracts Over \$25,000 - Total</b>	<u>49,291</u>	<u>20,213</u>	<u>1,730</u>	<u>15,491</u>	<u>11,857</u>
Supply Contracts	14,678	408	1,212	1,201	11,857
R&D Contracts	-	-	-	-	-
Service Contracts	17,026	3,425	518	13,083	-
Construction Contracts	2,947	1,740	-	1,207	-
Civil Function Contracts	14,640	14,640	-	-	-

Major Locations of Expenditures	Expenditures			Major Locations of Personnel	Military and Civilian Personnel		
	Total	Payroll Outlays	Prime Contracts		Total	Active Duty Military	Civilian
Mountain Home AFB	\$ 92,545	\$ 76,832	\$ 15,713	Mountain Home AFB	4,582	4,086	496
Idaho Falls	33,741	32,331	1,410	Idaho Falls	1,665	1,645	20
Boise	31,242	26,475	4,767	Boise	564	60	504
Garden City	9,441	9,441	-	Twin Falls	68	64	4
Mountain Home	9,328	6,674	2,654	Moscow	55	50	5
Stanley	6,598	20	6,578	Wilder	52	52	-
Pocatello	5,121	3,085	2,036	Ahsahka	51	-	51
Blackfoot	4,663	819	3,844	Pocatello	42	24	18
Hagerman	4,499	304	4,195	Blanchard	29	-	29
Whitney	3,958	3,958	-	Bayview	10	1	9

Prime Contracts Over \$25,000	Total	Army	Navy & Marine Corps	Air Force	Other Defense Activities
Fiscal Year 1983	\$ 49,291	\$ 20,213	\$ 1,730	\$ 15,491	\$ 11,857
Fiscal Year 1982	89,933	23,225	2,189	10,256	54,263
Fiscal Year 1981	36,112	13,213	664	6,846	15,389

Top Five Contractors Receiving the Largest Dollar Volume of Prime Contract Awards in this State	Total Amount	Major Areas of Work
1. Olson, David C., Inc.	\$ 6,578	Construction/non-building structures.
2. Shipco General, Inc.	4,863	Maintenance & repair of housing.
3. Coast Marine Construction Inc.	4,292	Construction/non-building structures.
4. Ore Ida Foods, Inc.	2,912	Subsistence.
5. Non Pareil Processing Corp.	2,343	Subsistence.
<b>Total of Above</b>	<b>\$ 20,988</b>	<b>(42.6% of total awards over \$25,000)</b>

# ILLINOIS



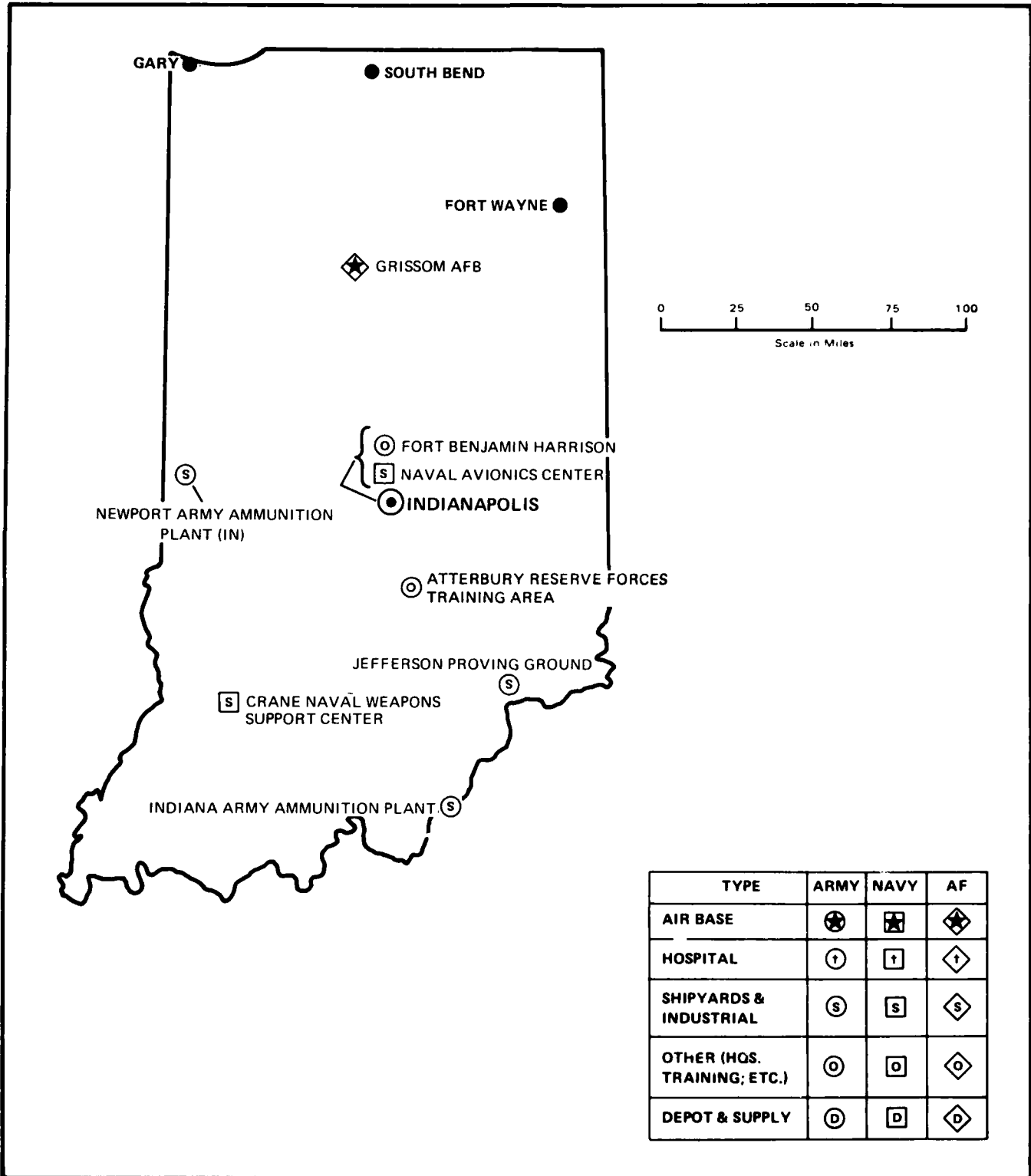
# ILLINOIS

FISCAL YEAR 1983

(DOLLARS IN THOUSANDS)

Personnel/Expenditures	Total	Army	Navy & Marine Corps	Air Force	Other Defense Activities		
<b>I. Personnel - Total</b>	57,880	15,205	23,297	18,159	1,219		
Active Duty Military	36,289	2,379	21,055	12,855	-		
Civilian	21,591	12,826	2,242	5,304	1,219		
<b>II. Expenditures - Total</b>	\$ 3,014,773	\$ 1,088,890	\$ 647,988	\$ 891,925	\$ 385,875		
<b>A. Payroll Outlays - Total</b>	1,480,095	523,873	446,764	479,664	29,699		
Active Duty Military Pay	616,676	62,334	313,702	240,640	-		
Civilian Pay	519,548	320,299	49,242	120,213	29,699		
Reserve & National Guard Pay	100,910	57,343	20,696	22,871	-		
Retired Military Pay	242,961	83,897	63,124	95,940	-		
<b>B. Prime Contracts Over \$25,000 - Total</b>	1,534,678	565,017	201,224	412,261	356,176		
Supply Contracts	1,153,586	364,053	135,456	308,001	346,076		
R&D Contracts	47,390	5,779	13,735	22,771	5,105		
Service Contracts	204,618	71,173	49,559	78,891	4,995		
Construction Contracts	32,189	27,117	2,474	2,598	-		
Civil Function Contracts	96,895	96,895	-	-	-		
<b>Major Locations of Expenditures</b>	<b>Expenditures</b>			<b>Major Locations of Personnel</b>	<b>Military and Civilian Personnel</b>		
	Total	Payroll Outlays	Prime Contracts		Total	Active Duty Military	Civilian
Great Lakes	\$ 376,857	\$ 342,087	\$ 34,770	Great Lakes	21,402	19,398	2,004
Chicago	304,833	85,934	218,899	Scott AFB	10,147	6,951	3,196
Scott AFB	269,209	232,493	36,716	Rock Island	9,070	351	8,719
Rock Island	261,953	236,234	25,719	Chanute AFB	6,885	5,603	1,282
Rockford	163,848	6,183	157,665	Fort Sheridan	2,669	1,236	1,433
Rolling Meadows	152,642	1,143	151,499	Chicago	2,496	456	2,040
Decatur	148,703	6,219	142,511	Glenview	1,507	1,219	288
Chanute AFB	143,778	107,225	36,553	Savanna Army Depot	534	5	529
Fort Sheridan	95,714	83,007	12,707	Springfield	498	35	463
Oak Brook	76,315	485	75,830	Peoria	306	59	247
<b>Prime Contracts Over \$25,000</b>	<b>Total</b>	<b>Army</b>	<b>Navy &amp; Marine Corps</b>	<b>Air Force</b>	<b>Other Defense Activities</b>		
Fiscal Year 1983	\$ 1,534,678	\$ 565,017	\$ 201,224	\$ 412,261	\$ 356,176		
Fiscal Year 1982	1,210,016	386,467	133,241	390,333	299,975		
Fiscal Year 1981	1,118,542	312,392	178,400	365,021	262,729		
<b>Top Five Contractors Receiving the Largest Dollar Volume of Prime Contract Awards in this State</b>	<b>Total Amount</b>	<b>Major Areas of Work</b>					
1. Caterpillar Tractor Co.	\$ 196,248	Construction & cargo handling equipment.					
2. Northrop Corp.	147,087	Aircraft comps., maint. & repair; other electrical equip.					
3. Sundstrand Corp.	135,008	Petroleum.					
4. Amoco Oil Co.	72,627	Petroleum.					
5. Groves Atkinson Ball JV	54,800	Construction/dams.					
Total of Above	\$ 605,770	(39.5% of total awards over \$25,000)					

# INDIANA



TYPE	ARMY	NAVY	AF
AIR BASE	⊛	⊛	⊛
HOSPITAL	⊙	⊙	⊙
SHIPYARDS & INDUSTRIAL	⊙	⊙	⊙
OTHER (HQS. TRAINING; ETC.)	⊙	⊙	⊙
DEPOT & SUPPLY	⊙	⊙	⊙

# INDIANA

FISCAL YEAR 1983

(DOLLARS IN THOUSANDS)

Personnel/Expenditures	Total	Army	Navy & Marine Corps	Air Force	Other Defense Activities
I. Personnel - Total	19,838	9,111	6,322	3,971	434
Active Duty Military	6,059	2,774	564	2,721	-
Civilian	13,779	6,337	5,758	1,250	434
II. Expenditures - Total	\$ 2,812,823	\$ 1,564,202	\$ 458,029	\$ 552,588	\$ 238,004
A. Payroll Outlays - Total	695,662	345,153	202,273	137,358	10,878
Active Duty Military Pay	115,803	61,016	9,657	45,130	-
Civilian Pay	335,790	142,014	153,907	28,991	10,878
Reserve & National Guard Pay	100,504	81,060	5,899	13,545	-
Retired Military Pay	143,565	61,063	32,810	49,692	-
B. Prime Contracts Over \$25,000 - Total	2,117,161	1,219,049	255,756	415,230	227,126
Supply Contracts	1,910,983	1,098,079	213,903	374,906	224,095
R&D Contracts	26,064	14,108	11,036	195	725
Service Contracts	157,344	84,262	30,817	39,959	2,306
Construction Contracts	21,005	20,835	-	170	-
Civil Function Contracts	1,765	1,765	-	-	-

Major Locations of Expenditures	Expenditures			Major Locations of Personnel	Military and Civilian Personnel		
	Total	Payroll Outlays	Prime Contracts		Total	Active Duty Military	Civilian
Indianapolis	\$ 712,197	\$ 114,828	\$ 597,369	Fort Benjamin Harrison	6,685	2,502	4,183
South Bend	606,247	8,276	597,971	Crane	4,135	55	4,080
Fort Wayne	383,383	19,319	364,064	Indianapolis	3,640	542	3,098
Fort Benjamin Harrison	203,996	185,963	18,033	Grissom AFB	3,224	2,459	765
Crane	119,986	104,558	15,428	Jefferson Proving Grd.	421	3	418
Terre Haute	94,397	12,562	81,835	Fort Wayne	387	47	340
Mishawaka	84,838	1,014	83,824	Terre Haute	269	35	234
Noblesville	77,056	1,175	75,881	South Bend	146	41	105
Grissom AFB	66,963	57,003	9,960	Lafayette	82	77	5
Charlestown	46,687	2,715	43,972	Charlestown	81	2	79

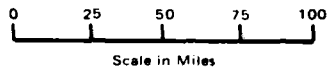
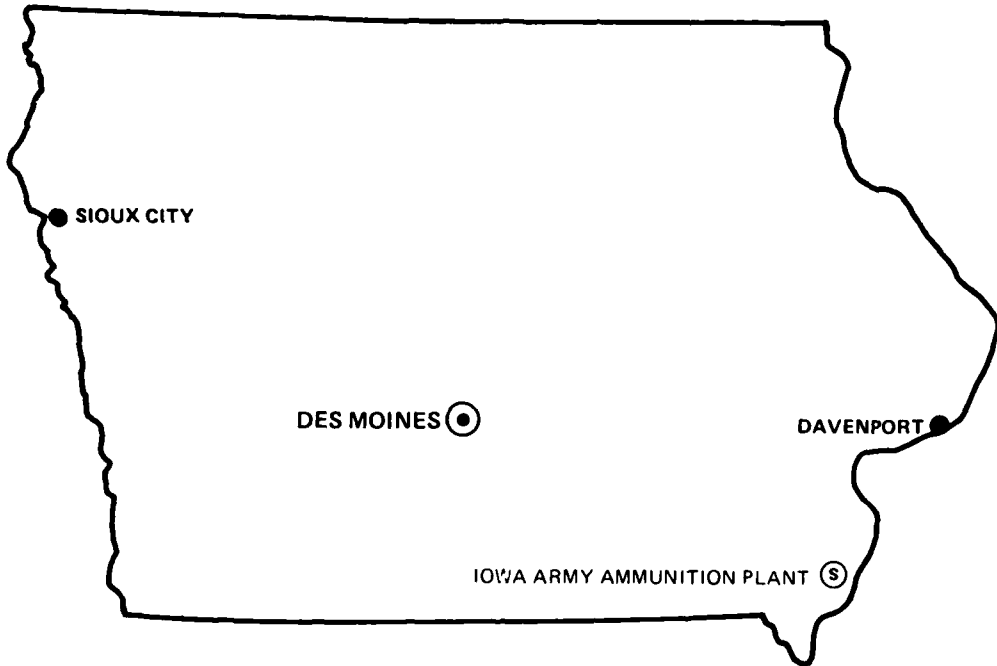
  

Prime Contracts Over \$25,000	Total	Army	Navy & Marine Corps	Air Force	Other Defense Activities
Fiscal Year 1983	\$ 2,117,161	\$ 1,219,049	\$ 255,756	\$ 415,230	\$ 227,126
Fiscal Year 1982	1,979,270	1,173,958	209,335	377,502	218,475
Fiscal Year 1981	1,690,301	831,119	172,453	397,552	289,177

Top Five Contractors Receiving the Largest Dollar Volume of Prime Contract Awards in this State	Total Amount	Major Areas of Work
1. AM General Corp.	\$ 543,055	Trucks.
2. General Motors Corp.	514,476	Prod. of aircraft engines; comp. for armored vehicles.
3. Magnavox Co.	232,983	Aircraft comp.; comm. & electronic sound equipment.
4. Bendix Corp.	113,909	Components for aircraft & aircraft engines.
5. Gladieux Refinery, Inc.	91,095	Petroleum.
Total of Above	\$ 1,495,518	(70.6% of total awards over \$25,000)

# IOWA



TYPE	ARMY	NAVY	AF
AIR BASE	⊛	⊠	⊠
HOSPITAL	⊕	⊕	⊕
SHIPYARDS & INDUSTRIAL	⊙	⊙	⊙
OTHER (HQS.; TRAINING; ETC.)	⊙	⊙	⊙
DEPOT & SUPPLY	⊙	⊙	⊙

# IOWA

FISCAL YEAR 1983

(DOLLARS IN THOUSANDS)

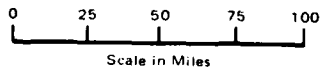
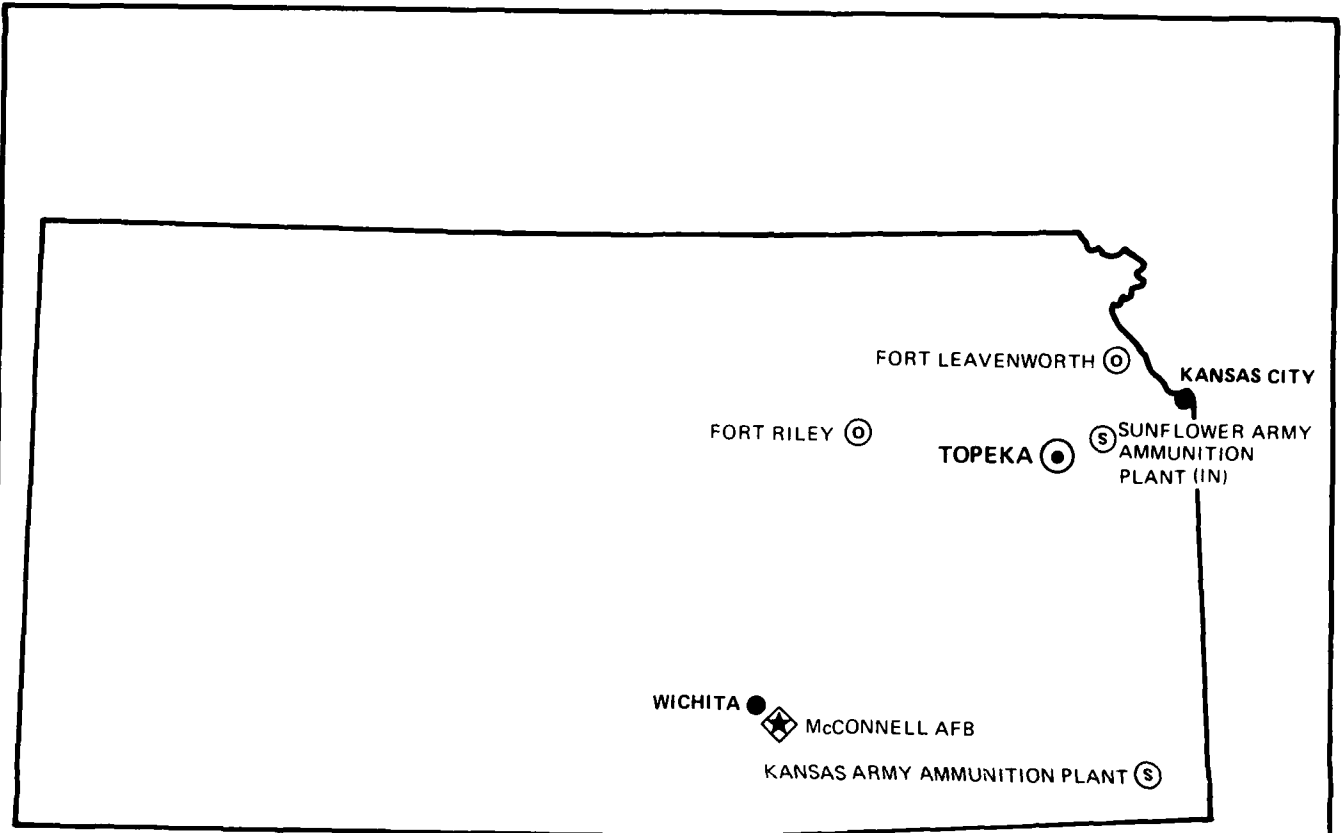
Personnel/Expenditures	Total	Army	Navy & Marine Corps	Air Force	Other Defense Activities
<b>I. Personnel - Total</b>	<u>1,921</u>	<u>1,082</u>	<u>151</u>	<u>557</u>	<u>131</u>
Active Duty Military	459	241	145	73	-
Civilian	1,462	841	6	484	131
<b>II. Expenditures - Total</b>	<u>\$ 549,565</u>	<u>\$ 224,058</u>	<u>\$ 80,620</u>	<u>\$ 166,846</u>	<u>\$ 78,041</u>
<b>A. Payroll Outlays - Total</b>	<u>142,917</u>	<u>74,863</u>	<u>22,988</u>	<u>41,715</u>	<u>3,351</u>
Active Duty Military Pay	10,411	6,034	2,604	1,773	-
Civilian Pay	35,468	21,811	113	10,193	3,351
Reserve & National Guard Pay	33,378	22,714	3,452	7,212	-
Retired Military Pay	63,660	24,304	16,819	22,537	-
<b>B. Prime Contracts Over \$25,000 - Total</b>	<u>406,648</u>	<u>149,195</u>	<u>57,632</u>	<u>125,131</u>	<u>74,690</u>
Supply Contracts	288,987	66,009	41,610	106,714	74,654
R&D Contracts	24,560	2,103	8,326	14,131	-
Service Contracts	77,708	65,690	7,696	4,286	36
Construction Contracts	1,191	1,191	-	-	-
Civil Function Contracts	14,202	14,202	-	-	-

Major Locations of Expenditures	Expenditures			Major Locations of Personnel	Military and Civilian Personnel		
	Total	Payroll Outlays	Prime Contracts		Total	Active Duty Military	Civilian
Cedar Rapids	\$ 174,366	\$ 9,338	\$ 165,028	Des Moines	481	139	342
Middletown	57,647	1,418	56,229	Sioux City	258	23	235
Waterloo	53,634	5,489	48,145	Cedar Rapids	156	24	132
Davenport	44,818	6,738	38,080	Camp Dodge	147	-	147
Des Moines	31,662	23,304	8,358	Davenport	103	7	96
Council Bluffs	25,527	4,094	21,429	Waterloo	99	33	66
Dubuque	13,698	3,603	10,095	Fort Des Moines	79	52	27
Waverly	11,541	199	11,342	Ames	52	44	8
Sioux City	11,341	9,576	1,765	Iowa City	52	40	12
Iowa City	7,780	4,071	3,709	Dubuque	38	17	21

Prime Contracts Over \$25,000	Total	Army	Navy & Marine Corps	Air Force	Other Defense Activities
Fiscal Year 1983	\$ 406,648	\$ 149,195	\$ 57,632	\$ 125,131	\$ 74,690
Fiscal Year 1982	342,379	144,790	64,244	95,965	37,377
Fiscal Year 1981	322,087	131,341	44,186	111,385	34,675

Top Five Contractors Receiving the Largest Dollar Volume of Prime Contract Awards in this State	Total Amount	Major Areas of Work
1. Rockwell International Corp.	\$ 159,433	Aircraft comp.; communication equipment; R&D.
2. Mason & Hanger Silas Mason Co.	54,965	Operation of government ammunitions facility.
3. Chamberlain Mfg. Corp.	46,481	Ammunition; R&D.
4. Amoco Oil Co.	19,556	Petroleum.
5. Bendix Corp.	13,475	Aircraft components.
<b>Total of Above</b>	<b>\$ 293,910</b>	<b>(72.3% of total awards over \$25,000)</b>

# KANSAS



TYPE	ARMY	NAVY	AF
AIR BASE	⊙★	⊙★	◇★
HOSPITAL	⊙†	⊙†	◇†
SHIPYARDS & INDUSTRIAL	⊙S	⊙S	◇S
OTHER (HQS.; TRAINING; ETC.)	⊙O	⊙O	◇O
DEPOT & SUPPLY	⊙D	⊙D	◇D

# KANSAS

FISCAL YEAR 1983

(DOLLARS IN THOUSANDS)

Personnel/Expenditures	Total	Army	Navy & Marine Corps	Air Force	Other Defense Activities
I. Personnel - Total	31,028	25,252	615	4,982	179
Active Duty Military	24,609	20,295	518	3,796	-
Civilian	6,419	4,957	97	1,186	179
II. Expenditures - Total	\$ 2,343,216	\$ 790,830	\$ 66,142	\$ 1,464,200	\$ 22,044
A. Payroll Outlays - Total	768,643	567,961	35,528	160,694	4,460
Active Duty Military Pay	430,443	357,016	8,672	64,755	-
Civilian Pay	137,327	101,189	1,758	29,920	4,460
Reserve & National Guard Pay	57,946	46,477	2,760	8,709	-
Retired Military Pay	142,927	63,279	22,338	57,310	-
B. Prime Contracts Over \$25,000 - Total	1,574,573	222,869	30,614	1,303,506	17,584
Supply Contracts	1,131,231	73,596	28,989	1,013,594	15,052
R&D Contracts	224,746	2,255	505	221,986	-
Service Contracts	185,284	113,706	1,120	67,926	2,532
Construction Contracts	23,070	23,070	-	-	-
Civil Function Contracts	10,242	10,242	-	-	-

Major Locations of Expenditures	Expenditures			Major Locations of Personnel	Military and Civilian Personnel		
	Total	Payroll Outlays	Prime Contracts		Total	Active Duty Military	Civilian
Wichita	\$ 1,385,684	\$ 41,103	\$ 1,344,581	Fort Riley	19,475	17,138	2,337
Fort Riley	366,787	333,562	33,225	Fort Leavenworth	5,330	3,448	1,882
Fort Leavenworth	165,021	131,713	33,308	McConnell AFB	4,366	3,544	822
McConnell AFB	95,944	77,150	18,794	Wichita	506	131	375
Parsons	36,777	1,937	34,840	Forbes Field	274	2	272
Topeka	27,478	25,165	2,313	Topeka	247	66	181
Lawrence	21,194	5,834	15,360	Overland Park	139	63	76
Liberal	20,756	567	20,189	Olathe	114	48	66
Arkansas City	15,946	918	15,028	Lawrence	111	97	24
Leavenworth	15,781	10,535	5,246	Manhattan	46	21	25

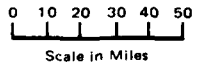
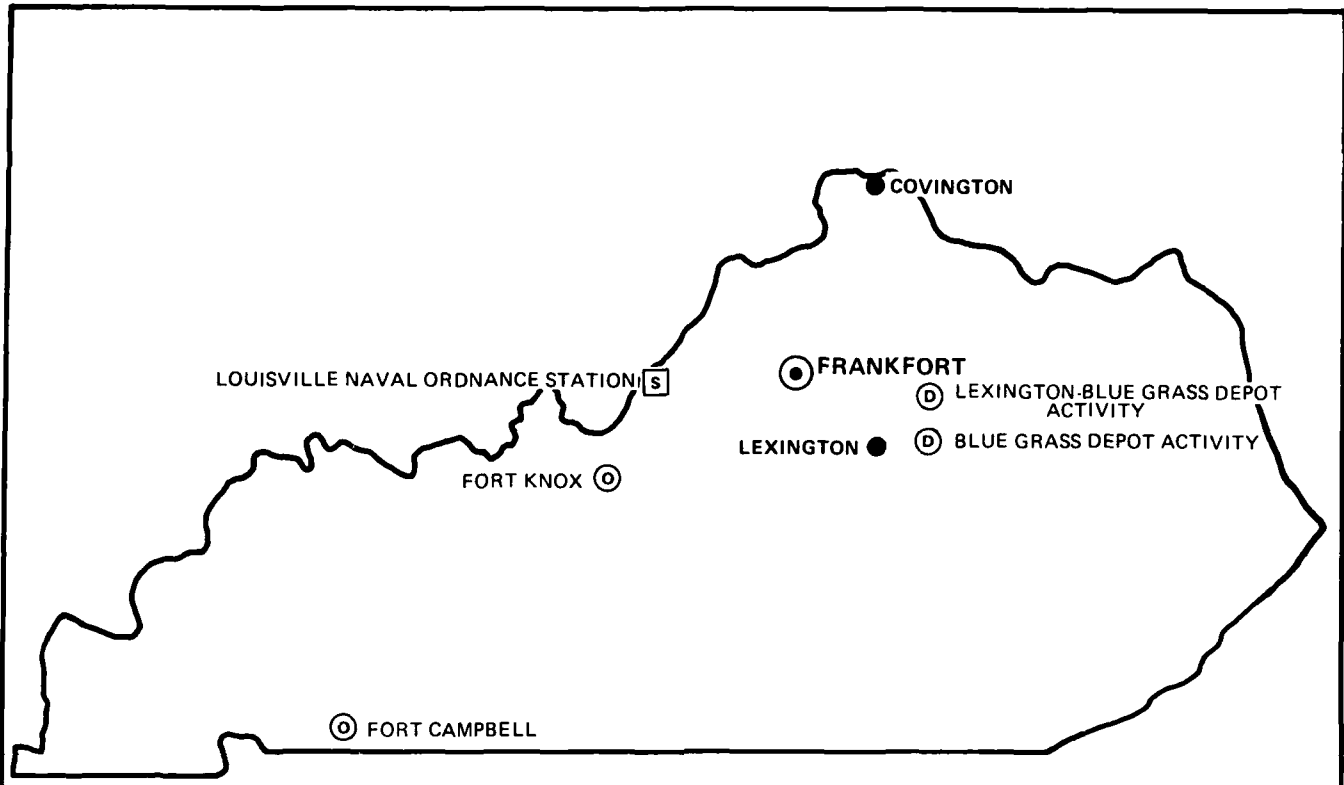
  

Prime Contracts Over \$25,000	Total	Army	Navy & Marine Corps	Air Force	Other Defense Activities
Fiscal Year 1983	\$ 1,574,573	\$ 222,869	\$ 30,614	\$ 1,303,506	\$ 17,584
Fiscal Year 1982	1,420,086	193,641	100,929	1,025,398	100,118
Fiscal Year 1981	953,161	135,888	31,204	747,843	38,226

Top Five Contractors Receiving the Largest Dollar Volume of Prime Contract Awards in this State	Total Amount	Major Areas of Work
1. Boeing Co.	\$ 1,260,281	Aircraft components maintenance & repair; R&D.
2. Beech Aircraft Corp.	63,898	Aircraft production.
3. Day & Zimmerman, Inc.	32,720	Operation of government ammunition facility.
4. Hercules, Inc.	22,908	Operation of government ammunition facility.
5. General Electric Co.	15,075	Aircraft maint. & repair. Comps. for aircraft engines.
Total of Above	\$ 1,394,882	(88.6% of total awards over \$25,000)

# KENTUCKY



TYPE	ARMY	NAVY	AF
AIR BASE	✳	✳	✳
HOSPITAL	†	†	†
SHIPYARDS & INDUSTRIAL	Ⓢ	Ⓢ	Ⓢ
OTHER (HQS.; TRAINING; ETC.)	⊙	⊙	⊙
DEPOT & SUPPLY	Ⓣ	Ⓣ	Ⓣ

# KENTUCKY

FISCAL YEAR 1983

(DOLLARS IN THOUSANDS)

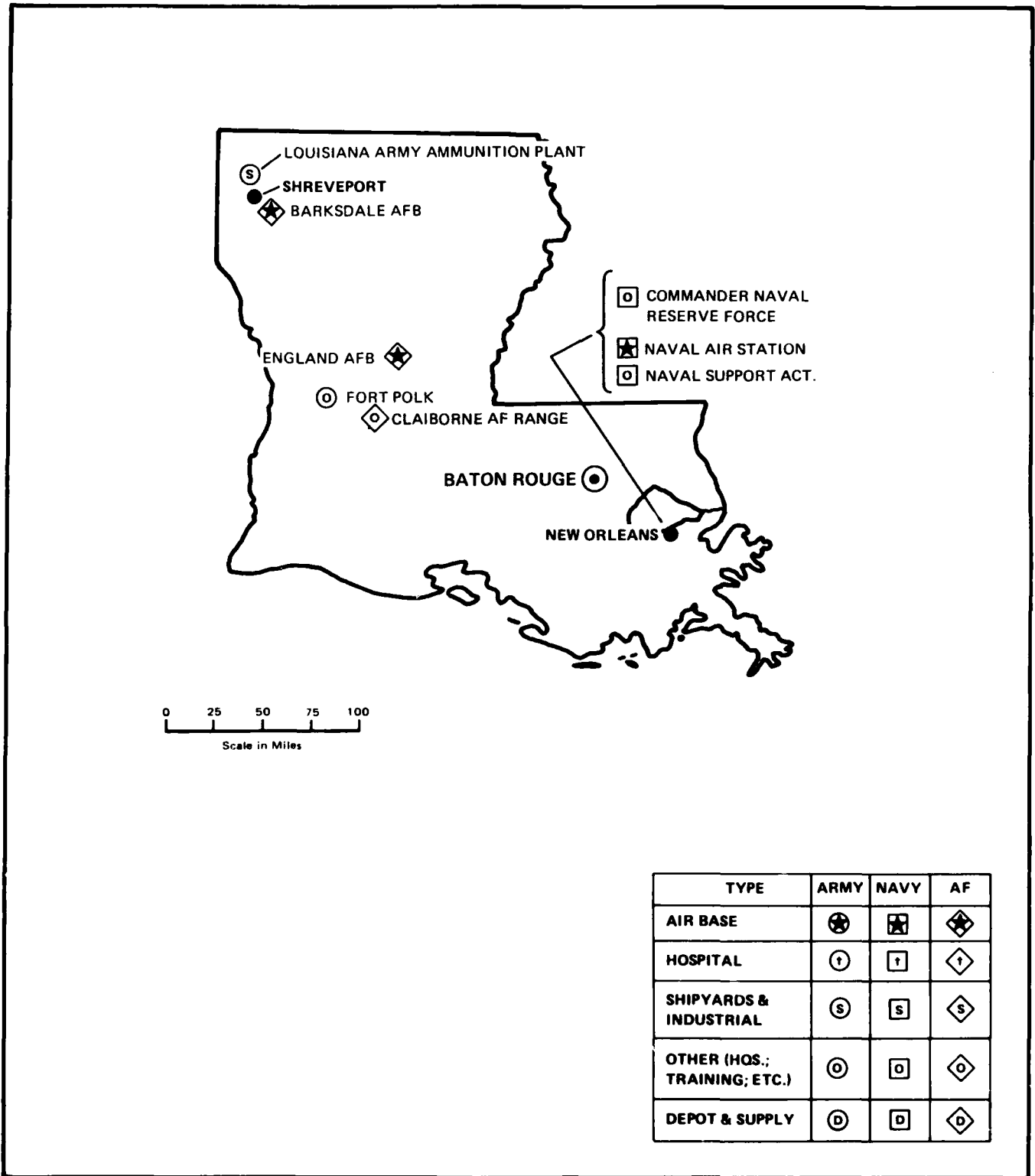
Personnel/Expenditures	Total	Army	Navy & Marine Corps	Air Force	Other Defense Activities
I. Personnel - Total	54,983	51,213	2,942	508	320
Active Duty Military	41,378	40,872	252	254	-
Civilian	13,605	10,341	2,690	254	320
II. Expenditures - Total	\$ 1,567,565	\$ 1,136,122	\$ 108,642	\$ 64,689	258,112
A. Payroll Outlays - Total	1,147,990	989,023	97,897	53,080	7,990
Active Duty Military Pay	614,175	605,322	4,223	4,630	-
Civilian Pay	304,588	223,418	67,552	5,628	7,990
Reserve & National Guard Pay	70,852	63,609	2,633	4,610	-
Retired Military Pay	158,375	96,674	23,489	38,212	-
B. Prime Contracts Over \$25,000 - Total	419,575	147,099	10,745	11,609	250,122
Supply Contracts	293,126	25,742	7,131	10,675	249,578
R&D Contracts	1,749	1,116	217	416	-
Service Contracts	73,272	69,836	2,374	518	544
Construction Contracts	29,923	28,900	1,023	-	-
Civil Function Contracts	21,505	21,505	-	-	-

Major Locations of Expenditures	Expenditures			Major Locations of Personnel	Military and Civilian Personnel		
	Total	Payroll Outlays	Prime Contracts		Total	Active Duty Military	Civilian
Fort Knox	\$ 436,304	\$ 390,386	\$ 45,918	Fort Knox	23,786	19,599	4,187
Fort Campbell	426,977	387,506	39,471	Fort Campbell	23,714	21,049	2,665
Ashland	169,238	3,498	165,740	Louisville	4,405	341	4,064
Louisville	148,926	120,709	28,217	Lexington	1,432	119	1,313
Lexington	58,732	44,782	13,950	Richmond	657	105	552
Bowling Green	28,777	4,887	23,890	Frankfort	247	34	213
Richmond	20,992	18,456	2,536	Grand Rivers	66	-	66
Owensboro	13,684	4,071	9,613	Somerset	38	3	35
Radcliff	12,552	12,552	-	Bowling Green	28	18	10
Florence	11,808	750	11,058	Ashland	28	12	16

Prime Contracts Over \$25,000	Total	Army	Navy & Marine Corps	Air Force	Other Defense Activities
Fiscal Year 1983	\$ 419,575	\$ 147,099	\$ 10,745	\$ 11,609	\$ 250,122
Fiscal Year 1982	244,336	147,021	8,325	11,445	77,545
Fiscal Year 1981	375,866	130,213	6,704	8,537	230,412

Top Five Contractors Receiving the Largest Dollar Volume of Prime Contract Awards in this State	Total Amount	Major Areas of Work
1. Ashland Oil Co.	\$ 172,470	Petroleum.
2. Union Underwear Co.	19,373	Clothing.
3. Louisville Gas & Electric Co., Inc.	12,849	Gas and electric utilities.
4. Keco Industries, Inc.	10,350	Refrigeration equipment.
5. Algernon Blair, Inc.	9,848	Construction/hospital.
Total of Above	\$ 224,894	(53.6% of total awards over \$25,000)

# LOUISIANA



TYPE	ARMY	NAVY	AF
AIR BASE	✳	✳	✳
HOSPITAL	⊙	⊙	⊙
SHIPYARDS & INDUSTRIAL	Ⓢ	Ⓢ	Ⓢ
OTHER (HQS.; TRAINING; ETC.)	⊕	⊕	⊕
DEPOT & SUPPLY	Ⓧ	Ⓧ	Ⓧ

# LOUISIANA

FISCAL YEAR 1983

(DOLLARS IN THOUSANDS)

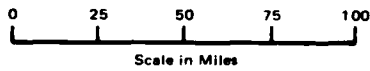
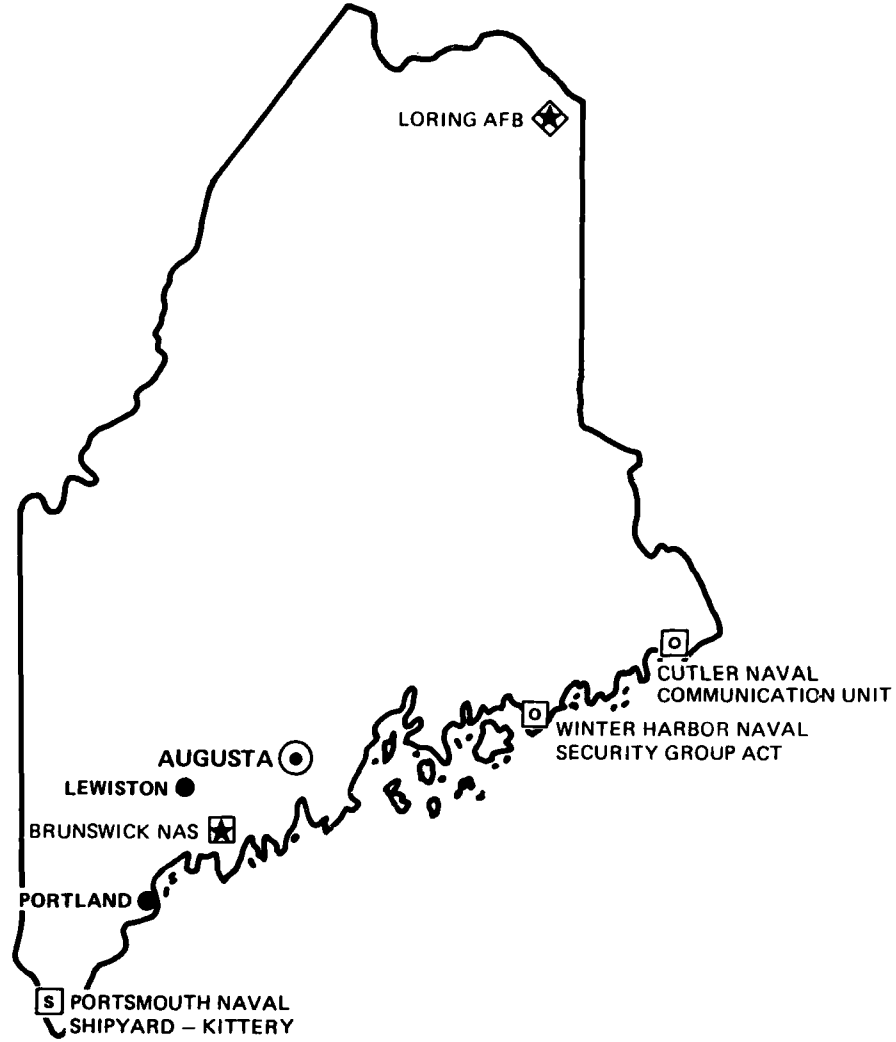
Personnel/Expenditures	Total	Army	Navy & Marine Corps	Air Force	Other Defense Activities
I. Personnel - Total	34,956	19,156	4,309	11,232	259
Active Duty Military	25,950	14,224	2,623	9,103	-
Civilian	9,006	4,932	1,686	2,129	259
II. Expenditures - Total	\$ 2,434,360	\$ 874,141	\$ 695,966	\$ 372,700	\$ 491,553
A. Payroll Outlays - Total	950,075	464,584	141,206	337,544	6,741
Active Duty Military Pay	433,375	223,800	48,364	161,211	-
Civilian Pay	204,099	119,069	35,307	42,982	6,741
Reserve & National Guard Pay	67,629	42,221	13,875	11,533	-
Retired Military Pay	244,972	79,494	43,660	121,818	-
B. Prime Contracts Over \$25,000 - Total	1,484,285	409,557	554,760	35,156	484,812
Supply Contracts	874,431	15,925	366,600	8,059	483,847
R&D Contracts	3,451	701	2,645	40	65
Service Contracts	315,676	103,672	184,047	27,057	900
Construction Contracts	18,135	16,667	1,468	-	-
Civil Function Contracts	272,592	272,592	-	-	-

Major Locations of Expenditures	Expenditures			Major Locations of Personnel	Military and Civilian Personnel		
	Total	Payroll Outlays	Prime Contracts		Total	Active Duty Military	Civilian
New Orleans	\$ 459,709	\$ 149,558	\$ 310,151	Fort Polk	16,323	13,800	2,523
Baton Rouge	365,700	14,749	350,951	Barksdale AFB	6,809	5,704	1,105
Fort Polk	308,802	267,427	41,375	New Orleans	5,481	2,037	3,444
Avondale	289,023	49	288,974	England AFB	3,712	3,234	478
Barksdale AFB	158,386	137,971	20,415	Belle Chasse	1,153	702	451
Shreveport	130,460	33,745	96,715	Shreveport	188	71	117
Lake Charles	97,615	9,559	88,056	Camp Beauregard	134	-	134
England AFB	74,905	67,216	7,689	Baton Rouge	119	83	36
Alexandria	39,362	5,964	33,398	Lafayette	81	40	41
Simmesport	33,837	400	33,437	Monroe	91	23	68

Prime Contracts Over \$25,000	Total	Army	Navy & Marine Corps	Air Force	Other Defense Activities
Fiscal Year 1983	\$ 1,484,285	\$ 409,557	\$ 554,760	\$ 35,156	\$ 484,812
Fiscal Year 1982	1,604,623	275,158	302,253	30,563	996,649
Fiscal Year 1981	3,031,618	287,386	164,868	28,008	2,551,356

Top Five Contractors Receiving the Largest Dollar Volume of Prime Contract Awards in this State	Total Amount	Major Areas of Work
1. Exxon Corp.	\$ 342,359	Petroleum.
2. Avondale Shipyards Inc.	292,300	Small craft modification; ship construction.
3. Lykes Bros. Steamship Co., Inc.	118,287	Charter of cargo vessels.
4. Morton Thiokol, Inc.	67,785	Construction of amphibious warfare vessels.
5. C P I Refining, Inc.	57,368	Operation of government ammunition facility.
Total of Above	\$ 878,099	(59.2% of total awards over \$25,000)

# MAINE



TYPE	ARMY	NAVY	AF
AIR BASE	⊛	⊛	⊛
HOSPITAL	⊙	⊙	⊙
SHIPYARDS & INDUSTRIAL	Ⓢ	Ⓢ	Ⓢ
OTHER (HQS.; TRAINING; ETC.)	⊙	⊙	⊙
DEPOT & SUPPLY	Ⓧ	Ⓧ	Ⓧ

# MAINE

FISCAL YEAR 1983

(DOLLARS IN THOUSANDS)

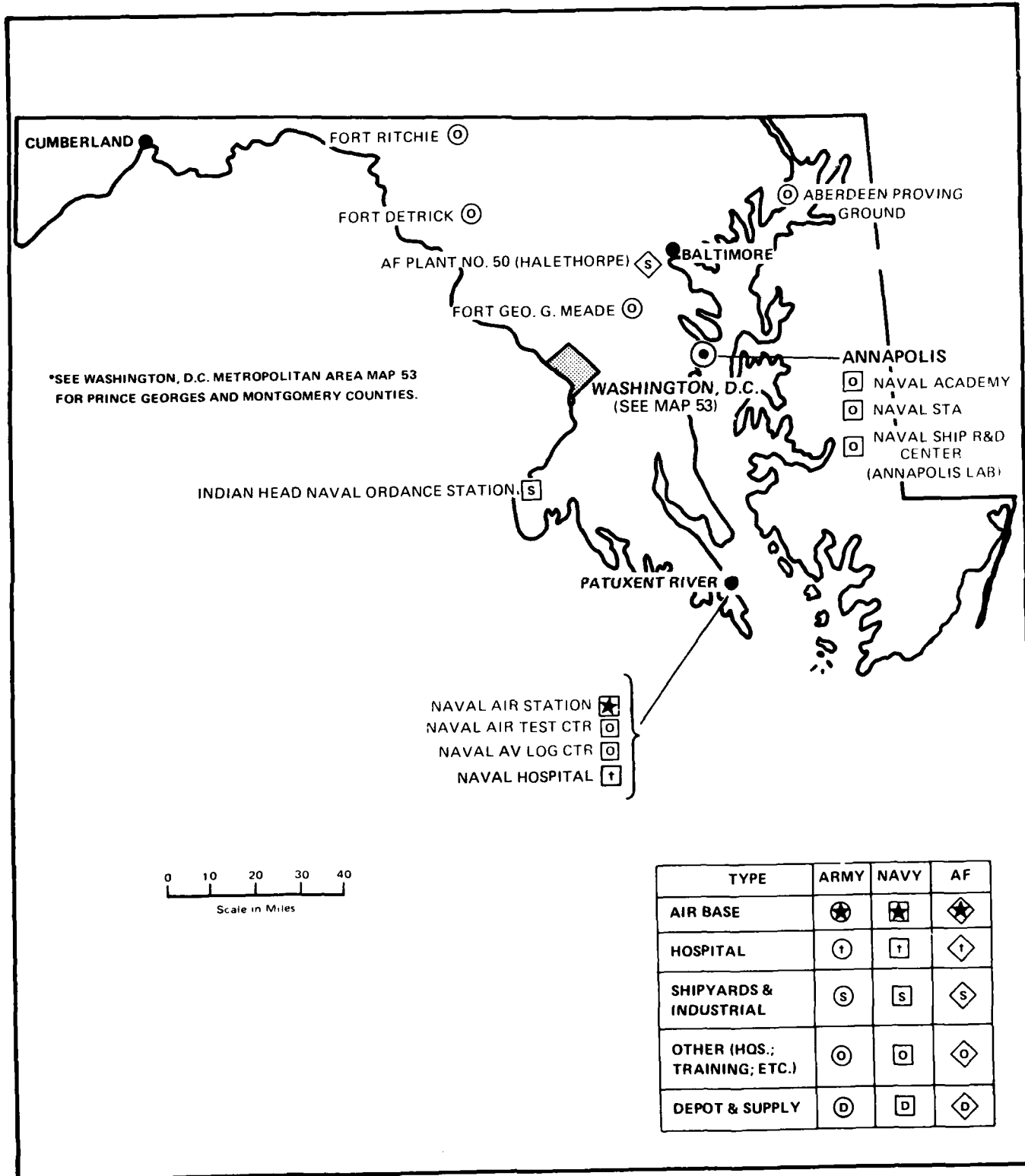
Personnel/Expenditures	Total	Army	Navy & Marine Corps	Air Force	Other Defense Activities
I. Personnel - Total	7,486	314	2,677	4,427	68
Active Duty Military	5,419	41	1,777	3,601	-
Civilian	2,067	273	900	826	68
II. Expenditures - Total	<u>\$ 688,842</u>	<u>\$ 96,405</u>	<u>\$ 437,194</u>	<u>\$ 124,831</u>	<u>\$ 30,412</u>
A. Payroll Outlays - Total	<u>284,080</u>	<u>41,957</u>	<u>128,790</u>	<u>111,856</u>	<u>1,477</u>
Active Duty Military Pay	138,050	2,498	77,736	57,816	-
Civilian Pay	46,671	6,703	21,022	17,469	1,477
Reserve & National Guard Pay	19,362	10,954	2,114	6,294	-
Retired Military Pay	79,997	21,802	27,918	30,277	-
B. Prime Contracts Over \$25,000 - Total	<u>404,762</u>	<u>54,448</u>	<u>308,404</u>	<u>12,975</u>	<u>28,935</u>
Supply Contracts	224,233	25,012	177,905	4,214	17,102
R&D Contracts	2,866	1,419	1,447	-	-
Service Contracts	174,122	26,025	127,622	8,642	11,833
Construction Contracts	1,858	309	1,430	119	-
Civil Function Contracts	1,683	1,683	-	-	-

Major Locations of Expenditures	Expenditures			Major Locations of Personnel	Military and Civilian Personnel		
	Total	Payroll Outlays	Prime Contracts		Total	Active Duty Military	Civilian
Bath	\$ 293,139	\$ 14,678	\$ 278,461	Loring AFB	4,114	3,534	580
Loring AFB	93,869	68,422	25,447	Brunswick	1,593	1,175	418
Brunswick	92,963	76,121	16,842	Winter Harbor	440	374	66
Saco	31,117	1,584	29,533	Bath	311	43	268
Bangor	15,049	13,202	1,847	Bangor	293	20	273
Pittsfield	14,814	236	14,578	Cutler	245	133	112
Portland	13,789	10,977	2,812	Augusta	140	12	128
Winter Harbor	8,869	7,286	1,583	Topsham	57	9	48
Augusta	7,514	6,420	1,094	Portland	54	22	32
Limestone	6,580	686	5,894	Ashland	38	38	-

Prime Contracts Over \$25,000	Total	Army	Navy & Marine Corps	Air Force	Other Defense Activities
Fiscal Year 1983	\$ 404,762	\$ 54,448	\$ 308,404	\$ 12,975	\$ 28,935
Fiscal Year 1982	780,838	56,826	680,314	27,223	16,475
Fiscal Year 1981	470,174	36,370	388,290	28,917	16,597

Top Five Contractors Receiving the Largest Dollar Volume of Prime Contract Awards in this State	Total Amount	Major Areas of Work
1. Bath Iron Works Corp.	\$ 277,504	Ship prod., maintenance & repair; other services.
2. Maremont Corp.	29,373	Weapons.
3. Pizzagalli Construction Co., Inc.	14,352	Maintenance & repair of heating & cooling equipment.
4. Cianbro Corp.	13,340	Maintenance & repair of heating & cooling equipment.
5. International Fueling Co., Inc.	<u>10,642</u>	Operation of government fuel storage facility.
Total of Above	\$ 345,211	(85.3% of total awards over \$25,000)

# MARYLAND



# MARYLAND

FISCAL YEAR 1983

(DOLLARS IN THOUSANDS)

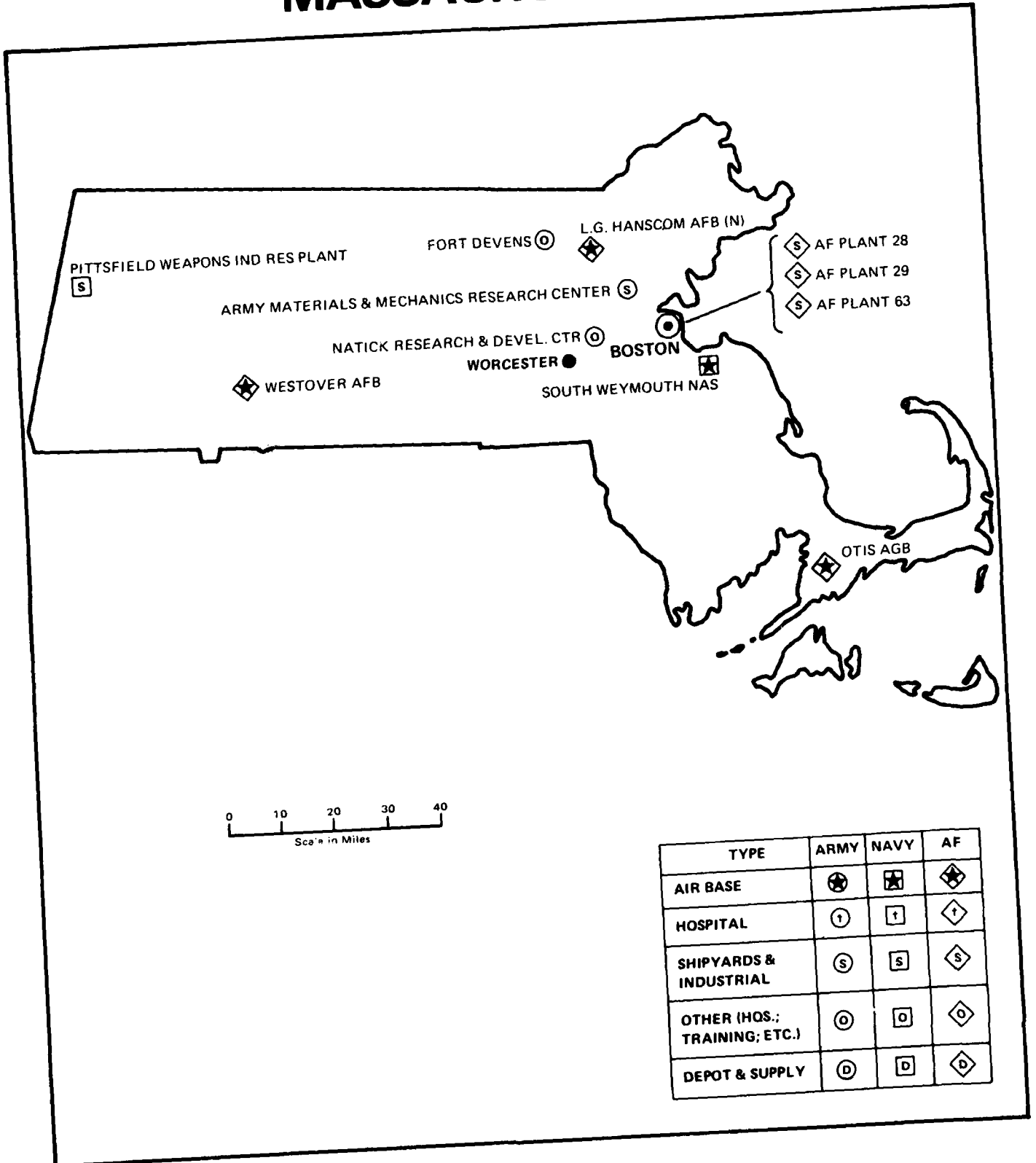
Personnel/Expenditures	Total	Army	Navy & Marine Corps	Air Force	Other Defense Activities
I. Personnel - Total	76,616	28,896	30,115	12,328	5,277
Active Duty Military	35,759	12,106	14,704	8,949	-
Civilian	40,857	16,790	15,411	3,379	5,277
II. Expenditures - Total	\$ 5,696,702	\$ 1,276,950	\$ 2,180,150	\$ 1,602,729	\$ 636,615
A. Payroll Outlays - Total	2,157,081	868,869	761,557	395,168	131,229
Active Duty Military Pay	641,923	248,204	215,942	177,777	-
Civilian Pay	1,055,635	411,399	431,075	81,674	131,229
Reserve & National Guard Pay	76,463	46,069	15,446	14,948	-
Retired Military Pay	383,060	163,197	99,094	120,769	-
B. Prime Contracts Over \$25,000 - Total	3,539,621	408,081	1,418,593	1,207,561	505,386
Supply Contracts	1,807,703	135,113	501,369	856,952	314,269
R&D Contracts	759,860	65,257	394,476	265,099	35,028
Service Contracts	861,517	112,025	508,083	85,475	155,934
Construction Contracts	93,743	78,888	14,665	35	155
Civil Function Contracts	16,798	16,798	-	-	-

Major Locations of Expenditures	Expenditures			Major Locations of Personnel	Military and Civilian Personnel		
	Total	Payroll Outlays	Prime Contracts		Total	Active Duty Military	Civilian
Baltimore	\$ 1,143,211	\$ 67,017	\$ 1,076,194	Aberdeen Proving Ground	12,023	3,968	8,055
Fort Meade	380,143	250,022	130,121	Fort George G. Meade	11,931	8,408	3,523
Aberdeen Proving Ground	349,349	281,293	68,056	Andrews AFB	9,426	6,506	2,920
Silver Spring	315,836	14,591	301,245	Annapolis	8,554	5,800	2,754
Bethesda	299,372	153,921	145,451	Bethesda	6,009	3,315	2,694
Hunt Valley	277,166	-	277,166	Patuxent River	5,615	2,724	2,891
Annapolis	245,990	127,795	118,195	Brookmont	3,314	40	3,274
Laurel	242,358	10,782	231,576	Indian Head	3,194	700	2,494
Andrews AFB	237,328	211,285	26,043	Fort Detrick	2,062	868	1,194
Gaithersburg	226,172	3,208	222,964	Fort Ritchie	1,956	1,172	784

Prime Contracts Over \$25,000	Total	Army	Navy & Marine Corps	Air Force	Other Defense Activities
Fiscal Year 1983	\$ 3,539,621	\$ 408,081	\$ 1,418,593	\$ 1,207,561	\$ 505,386
Fiscal Year 1982	3,012,197	345,326	1,173,684	1,090,628	402,559
Fiscal Year 1981	2,326,564	264,316	896,386	817,589	348,273

Top Five Contractors Receiving the Largest Dollar Volume of Prime Contract Awards in this State	Total Amount	Major Areas of Work
1. Westinghouse Electric Corp.	\$ 961,355	Aircraft comp.; comm.; radar & navigation equip.; R&D.
2. Martin Marietta Corp.	230,518	Naval weapons.
3. Johns Hopkins University	227,175	R&D for missile and space systems.
4. Automation Industries, Inc.	213,869	R&D; management & eng. services; missile maint. & repair.
5. International Business Machines Co.	182,621	R&D for space systems.
Total of Above	\$ 1,815,538	(51.3% of total awards over \$25,000)

# MASSACHUSETTS



TYPE	ARMY	NAVY	AF
AIR BASE	✪	✠	✦
HOSPITAL	Ⓡ	Ⓡ	Ⓡ
SHIPYARDS & INDUSTRIAL	Ⓢ	Ⓢ	Ⓢ
OTHER (HQS.; TRAINING; ETC.)	Ⓞ	Ⓞ	Ⓞ
DEPOT & SUPPLY	ⓓ	ⓓ	ⓓ

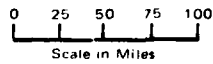
# MASSACHUSETTS

FISCAL YEAR 1983

(DOLLARS IN THOUSANDS)

Personnel/Expenditures	Total	Army	Navy & Marine Corps	Air Force	Other Defense Activities		
I. Personnel - Total	22,307	11,473	2,458	6,728	1,648		
Active Duty Military	10,385	6,368	1,530	2,487	-		
Civilian	11,922	5,105	928	4,241	1,648		
II. Expenditures - Total	\$ 7,133,657	\$ 2,525,465	\$ 2,496,826	\$ 1,839,918	\$ 271,278		
A. Payroll Outlays - Total	806,152	370,009	142,747	253,931	39,295		
Active Duty Military Pay	204,741	107,712	41,140	55,889	-		
Civilian Pay	301,187	122,749	25,329	113,644	39,295		
Reserve & National Guard Pay	103,220	68,164	18,188	16,868	-		
Retired Military Pay	197,004	71,384	58,090	67,530	-		
B. Prime Contracts Over \$25,000 - Total	6,327,505	2,155,456	2,354,079	1,585,987	231,983		
Supply Contracts	3,615,836	1,722,586	1,200,289	520,377	172,584		
R&D Contracts	1,476,287	178,669	311,136	956,001	30,481		
Service Contracts	1,215,899	235,178	842,326	109,477	28,918		
Construction Contracts	7,274	6,814	328	132	-		
Civil Function Contracts	12,209	12,209	-	-	-		
Major Locations of Expenditures	Expenditures			Major Locations of Personnel		Military and Civilian Personnel	
	Total	Payroll Outlays	Prime Contracts		Total	Active Duty Military	Civilian
Bedford	\$ 878,170	\$ 7,665	\$ 870,505	Fort Devens	7,572	5,835	1,737
Lynn	806,162	7,716	798,446	L. G. Hanscom Field	4,366	1,987	2,379
Quincy	665,316	20,960	644,356	Boston	2,366	754	1,612
West Lynn	301,147	-	301,147	Natick	1,560	177	1,383
Pittsfield	300,687	5,848	294,839	South Weymouth	1,056	834	222
West Andover	297,261	-	297,261	Westover AFB	716	50	666
Wilmington	296,997	1,724	295,273	Watertown	703	-	703
Lexington	293,467	3,041	290,426	Otis AFB	637	-	637
Waltham	280,379	18,358	262,021	Waltham	568	11	557
Cambridge	257,824	6,170	251,654	Burlington	371	5	366
Prime Contracts Over \$25,000	Total	Army	Navy & Marine Corps	Air Force	Other Defense Activities		
Fiscal Year 1983	\$ 6,327,505	\$ 2,155,456	\$ 2,354,079	\$ 1,585,987	\$ 231,983		
Fiscal Year 1982	5,239,179	1,863,159	1,666,843	1,455,347	253,830		
Fiscal Year 1981	4,542,677	1,312,900	1,616,725	1,382,086	230,966		
Top Five Contractors Receiving the Largest Dollar Volume of Prime Contract Awards in this State	Total Amount	Major Areas of Work					
1. Raytheon Co.	\$ 1,936,792	Missiles; radar & navigation; R&D; communications.					
2. General Electric Co.	1,452,763	Aircraft; missiles; submarines; R&D; armored vehicles.					
3. General Dynamics Corp.	637,804	Charter of cargo vessels; naval vessel maint & repair.					
4. G T E Products Corp.	277,327	Electronic & communication equipment; R&D.					
5. Mass. Institute of Technology	250,151	Other R&D.					
Total of Above	\$ 4,554,837	(72.0% of total awards over \$25,000)					

# MICHIGAN



TYPE	ARMY	NAVY	AF
AIR BASE	✪	✪	✪
HOSPITAL	①	①	①
SHIPYARDS & INDUSTRIAL	Ⓢ	Ⓢ	Ⓢ
OTHER (HQS.; TRAINING; ETC.)	⊙	⊙	⊙
DEPOT & SUPPLY	ⓓ	ⓓ	ⓓ

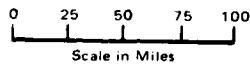
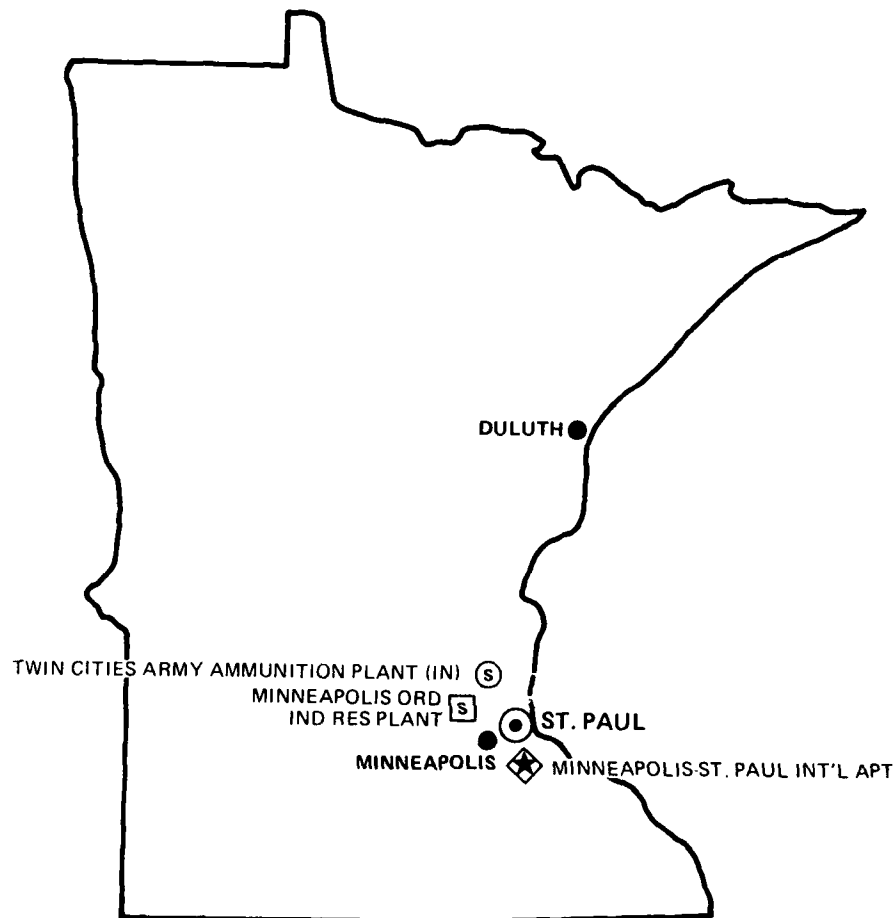
# MICHIGAN

FISCAL YEAR 1983

(DOLLARS IN THOUSANDS)

Personnel/Expenditures	Total	Army	Navy & Marine Corps	Air Force	Other Defense Activities		
<b>I. Personnel - Total</b>	<b>21,544</b>	<b>8,730</b>	<b>1,040</b>	<b>9,926</b>	<b>1,848</b>		
Active Duty Military	9,599	1,014	950	7,635	-		
Civilian	11,945	7,716	90	2,291	1,848		
<b>II. Expenditures - Total</b>	<b>\$ 2,480,913</b>	<b>\$ 1,406,388</b>	<b>\$ 328,883</b>	<b>\$ 493,991</b>	<b>\$ 251,606</b>		
<b>A. Payroll Outlays - Total</b>	<b>698,750</b>	<b>328,388</b>	<b>68,732</b>	<b>257,193</b>	<b>44,392</b>		
Active Duty Military Pay	168,610	27,860	15,684	125,066	-		
Civilian Pay	298,712	201,041	1,954	51,280	44,392		
Reserve & National Guard Pay	67,630	37,638	13,578	16,414	-		
Retired Military Pay	163,798	61,849	37,516	64,433	-		
<b>B. Prime Contracts Over \$25,000 - Total</b>	<b>1,782,163</b>	<b>1,078,000</b>	<b>260,151</b>	<b>236,798</b>	<b>207,214</b>		
Supply Contracts	1,399,072	821,002	243,460	136,826	197,784		
R&D Contracts	135,894	109,340	8,813	16,228	1,513		
Service Contracts	190,434	91,405	7,878	83,234	7,917		
Construction Contracts	12,206	11,696	-	510	-		
Civil Function Contracts	44,557	44,557	-	-	-		
Major Locations of Expenditures	Expenditures			Major Locations of Personnel	Military and Civilian Personnel		
	Total	Payroll Outlays	Prime Contracts		Total	Active Duty Military	Civilian
Warren	\$ 416,167	\$ 160,987	\$ 255,180	Warren	5,432	8	5,424
Flint	201,061	6,487	194,574	K. I. Sawyer AFB	4,373	3,942	431
Walled Lake	196,357	1,370	194,987	Wurtsmith AFB	3,565	3,179	386
Muskegon	194,894	4,106	190,788	Battle CreekB	1,920	44	1,876
Detroit	169,031	49,171	119,860	Selfridge AFB	1,597	552	1,045
K. I. Sawyer AFB	97,073	75,422	21,651	Detroit	1,566	847	719
Grand Rapids	95,564	7,713	87,851	Sterling Heights	675	-	675
Wurtsmith AFB	70,269	61,711	8,558	Lansing	394	159	235
Battle Creek	62,015	47,072	14,943	Sault Ste. Marie	182	-	182
Ann Arbor	61,124	6,579	54,545	Grand Rapids	135	37	98
<b>Prime Contracts Over \$25,000</b>	<b>Total</b>	<b>Army</b>	<b>Navy &amp; Marine Corps</b>	<b>Air Force</b>	<b>Other Defense Activities</b>		
Fiscal Year 1983	\$ 1,782,163	\$ 1,078,000	\$ 260,151	\$ 236,798	\$ 207,214		
Fiscal Year 1982	1,540,154	944,244	242,865	183,179	169,866		
Fiscal Year 1981	1,736,332	1,191,329	223,433	181,313	140,257		
Top Five Contractors Receiving the Largest Dollar Volume of Prime Contract Awards in the State	Total Amount	Major Areas of Work					
1. General Motors Corp.	\$ 299,209	Armored vehicle & truck components.					
2. General Dynamics Corp.	274,312	Components for armored vehicles.					
3. Williams International Corp.	194,412	Components for missiles; R&D.					
4. Teledyne Continental Motors	154,218	Components for armored vehicles.					
5. Lear Siegler, Inc.	59,929	Aircraft components.					
<b>Total of Above</b>	<b>\$ 982,080</b>	<b>(55.1% of total awards over \$25,000)</b>					

# MINNESOTA



TYPE	ARMY	NAVY	AF
AIR BASE	✪	✪	✪
HOSPITAL	①	①	①
SHIPYARDS & INDUSTRIAL	Ⓢ	Ⓢ	Ⓢ
OTHER (HQS.; TRAINING; ETC.)	⊙	⊙	⊙
DEPOT & SUPPLY	Ⓣ	Ⓣ	Ⓣ

# MINNESOTA

FISCAL YEAR 1983

(DOLLARS IN THOUSANDS)

Personnel/Expenditures	Total	Army	Navy & Marine Corps	Air Force	Other Defense Activities
<b>I. Personnel - Total</b>	<b>3,622</b>	<b>1,782</b>	<b>499</b>	<b>1,012</b>	<b>329</b>
Active Duty Military	916	367	406	143	-
Civilian	2,706	1,415	93	869	329
<b>II. Expenditures - Total</b>	<b>\$ 1,847,994</b>	<b>\$ 472,056</b>	<b>\$ 1,054,311</b>	<b>\$ 222,817</b>	<b>\$ 98,810</b>
<b>A. Payroll Outlays - Total</b>	<b>243,168</b>	<b>116,217</b>	<b>42,481</b>	<b>75,856</b>	<b>8,614</b>
Active Duty Military Pay	21,210	11,051	6,824	3,335	-
Civilian Pay	67,573	35,348	2,485	21,126	8,614
Reserve & National Guard Pay	54,916	34,481	6,271	14,164	-
Retired Military Pay	99,469	35,337	26,901	37,231	-
<b>B. Prime Contracts Over \$25,000 Total</b>	<b>1,604,826</b>	<b>355,839</b>	<b>1,011,830</b>	<b>146,961</b>	<b>90,196</b>
Supply Contracts	1,243,007	257,231	863,853	64,094	57,829
R&D Contracts	184,292	55,641	90,628	23,889	14,134
Service Contracts	154,245	19,685	57,349	58,978	18,233
Construction Contracts	2,481	2,481	-	-	-
Civil Function Contracts	20,801	20,801	-	-	-

Major Locations of Expenditures	Expenditures			Major Locations of Personnel	Military and Civilian Personnel		
	Total	Payroll Outlays	Prime Contracts		Total	Active Duty Military	Civilian
Minneapolis	\$ 577,568	\$ 46,142	\$ 531,426	Minneapolis	1,116	499	617
St. Paul	410,516	36,839	373,677	St. Paul	967	56	911
Hopkins	300,811	1,885	298,926	Duluth	380	29	351
New Brighton	242,645	3,233	239,412	Fort Snelling	248	149	99
Duluth	36,679	20,215	16,464	Camp Ripley	231	-	231
St. Louis Park	29,213	372	28,841	Fridley	74	8	66
Minnetonka	15,905	78	15,827	New Brighton	56	-	56
Fridley	12,547	2,759	9,788	Mankato	32	16	16
Burnsville	8,753	1,458	7,295	Rochester	28	15	13
Roseville	8,716	2,201	6,515	Brainerd	25	4	21

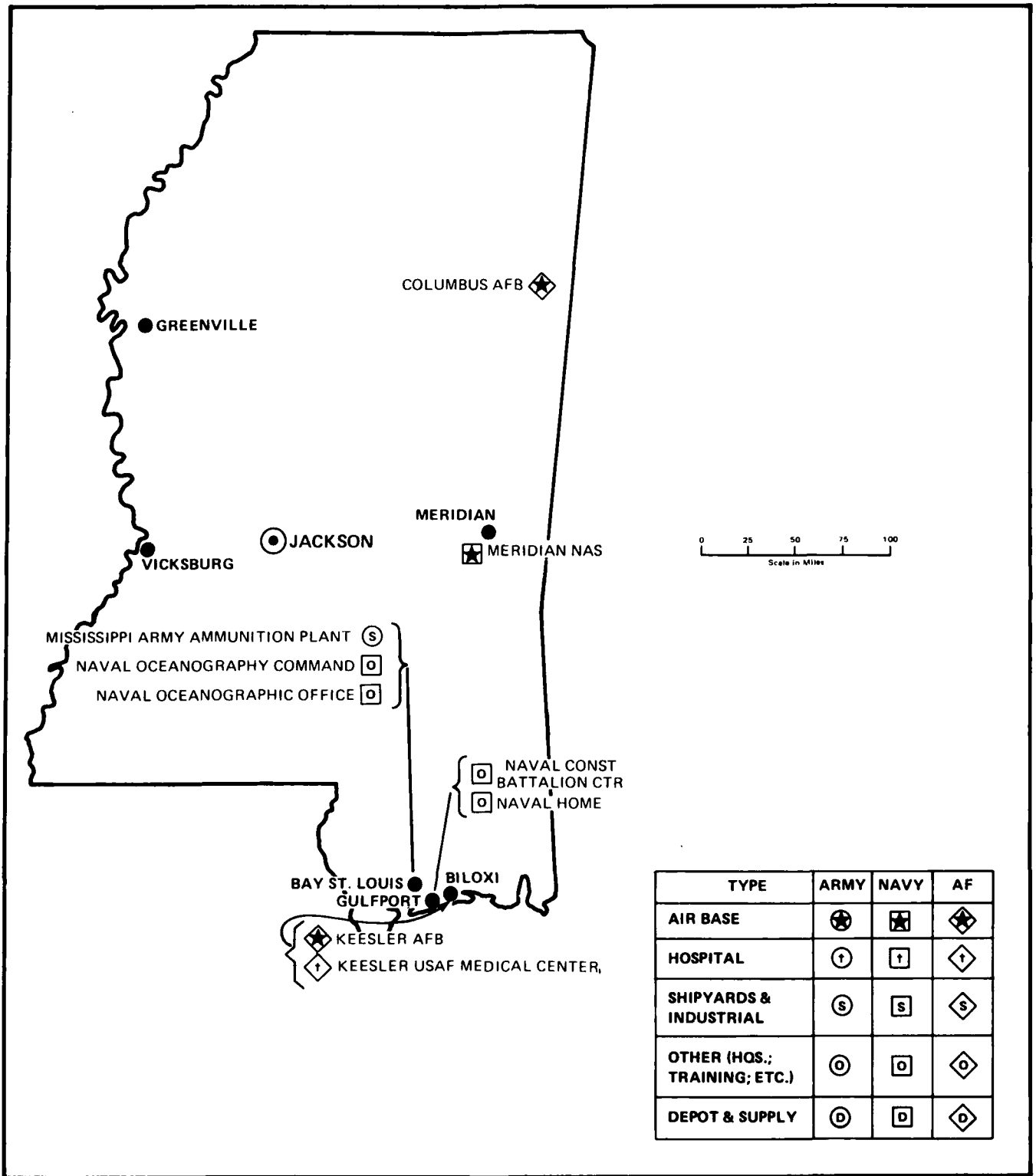
  

Prime Contracts Over \$25,000	Total	Army	Navy & Marine Corps	Air Force	Other Defense Activities
Fiscal Year 1983	\$ 1,604,826	\$ 355,839	\$ 1,011,830	\$ 146,961	\$ 90,196
Fiscal Year 1982	1,431,356	354,551	718,302	270,081	88,422
Fiscal Year 1981	1,162,753	236,790	691,897	162,063	72,003

Top Five Contractors Receiving the Largest Dollar Volume of Prime Contract Awards in this State	Total Amount	Major Areas of Work
1. Honeywell Inc.	\$ 626,625	Ammunition; R&D; radar.
2. Sperry Corp.	318,304	Electronic & comm. equip; radar; R&D.
3. FMC Corp.	293,321	Weapons.
4. Control Data Corp.	146,345	Aircraft components; electronic and comm. equipment.
5. Northwest Airlines, Inc.	44,413	Air passenger service.
<b>Total of Above</b>	<b>\$ 1,429,008</b>	<b>(89.0% of total awards over \$25,000)</b>

# MISSISSIPPI



# MISSISSIPPI

FISCAL YEAR 1983

(DOLLARS IN THOUSANDS)

Personnel/Expenditures	Total	Army	Navy & Marine Corps	Air Force	Other Defense Activities
I. Personnel - Total	29,252	5,257	6,382	17,480	133
Active Duty Military	18,119	306	3,732	14,081	-
Civilian	11,133	4,951	2,650	3,399	133
II. Expenditures - Total	\$ 2,670,868	\$ 466,548	\$ 1,677,044	\$ 476,368	\$ 50,908
A. Payroll Outlays - Total	830,547	207,972	218,345	400,648	3,582
Active Duty Military Pay	339,386	9,314	107,033	223,039	-
Civilian Pay	260,014	113,224	70,382	72,826	3,582
Reserve & National Guard Pay	53,926	37,117	2,048	14,761	-
Retired Military Pay	177,221	48,317	38,882	90,022	-
B. Prime Contracts Over \$25,000 - Total	1,840,321	258,576	1,458,699	75,720	47,326
Supply Contracts	1,448,076	32,821	1,343,458	25,016	46,781
R&D Contracts	3,618	587	2,485	383	163
Service Contracts	215,003	55,632	108,668	50,321	382
Construction Contracts	17,177	13,089	4,088	-	-
Civil Function Contracts	156,447	156,447	-	-	-

Major Locations of Expenditures	Expenditures			Major Locations of Personnel	Military and Civilian Personnel		
	Total	Payroll Outlays	Prime Contracts		Total	Active Duty Military	Civilian
Pascagoula	\$1,443,802	\$ 17,466	\$1,426,336	Keesler AFB	13,637	11,178	2,459
Keesler AFB	260,629	227,022	33,607	Columbus AFB	3,319	2,811	508
Gulfport	107,501	95,916	11,585	Vicksburg	3,267	45	3,222
Jackson	103,728	21,166	82,562	Meridian	3,169	2,475	694
Vicksburg	101,390	80,741	20,649	Gulfport	1,650	912	738
Columbus AFB	76,849	66,151	10,698	Bay St. Louis	1,379	79	1,300
Meridian	69,104	63,777	5,327	Pascagoula	461	62	399
Bay St. Louis	57,760	45,245	12,515	Jackson	319	120	199
Corinth	52,916	1,509	51,407	Greenville	280	2	278
Picayune	45,818	2,491	43,327	Flowood	272	-	272

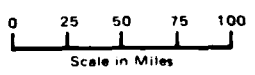
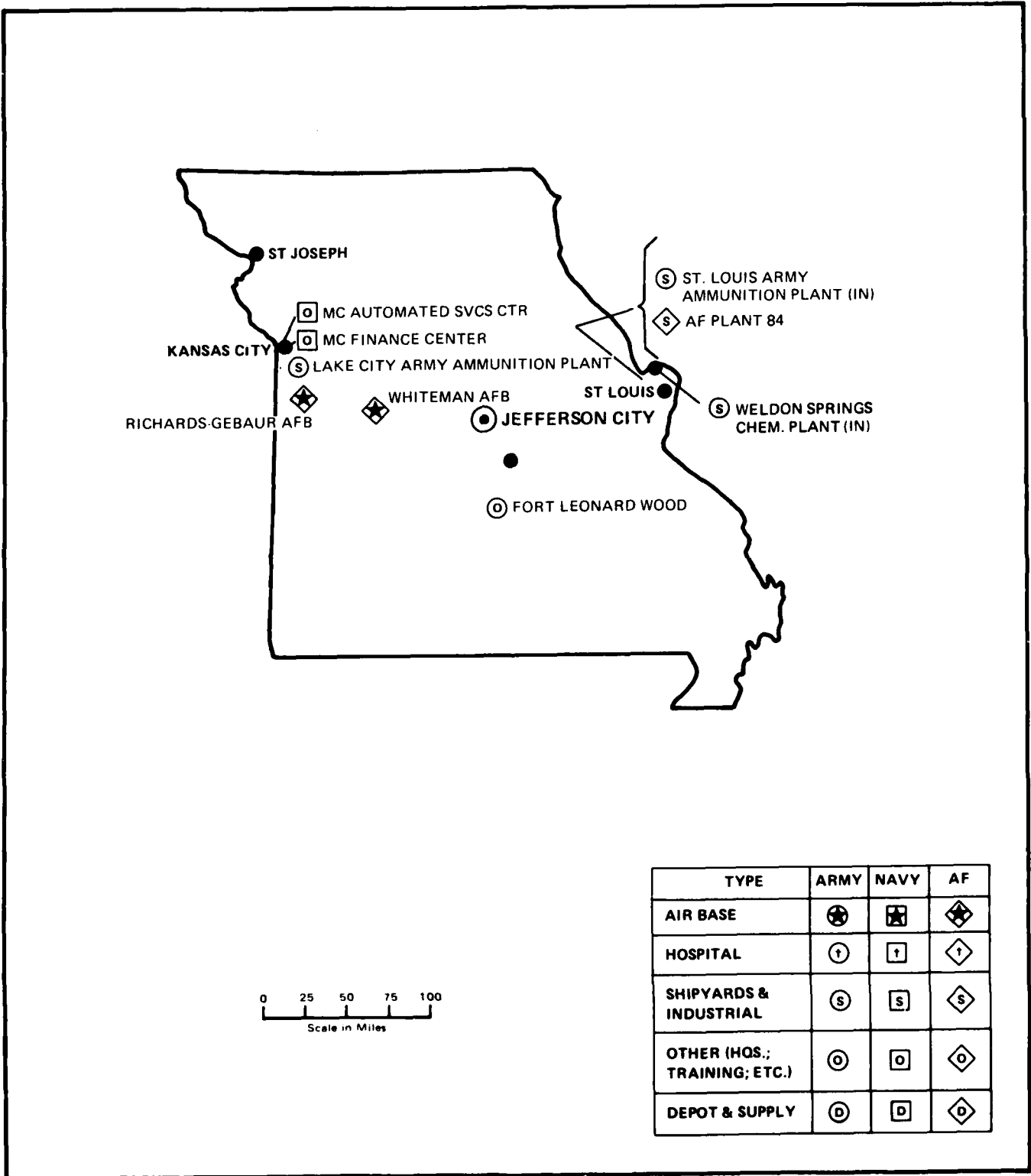
  

Prime Contracts Over \$25,000	Total	Army	Navy & Marine Corps	Air Force	Other Defense Activities
Fiscal Year 1983	\$ 1,840,321	\$ 258,576	\$ 1,458,699	\$ 75,720	\$ 47,326
Fiscal Year 1982	1,396,649	355,611	826,407	54,427	160,204
Fiscal Year 1981	1,431,765	501,091	776,973	50,565	103,136

Top Five Contractors Receiving the Largest Dollar Volume of Prime Contract Awards in this State	Total Amount	Major Areas of Work
1. Litton Systems, Inc.	\$ 1,415,065	Prod., maint. and repair of naval vessels; weapons.
2. Tenn Tom Constructors	44,825	Construction/canals and dams.
3. Mason Chamberlain, Inc.	43,327	Operation of government ammunition facility.
4. Beech Aerospace Services, Inc.	26,943	Maintenance and repair of aircraft.
5. Sperry Corp.	24,985	Aircraft components.
Total of Above	\$ 1,555,145	(84.5% of total awards over \$25,000)

# MISSOURI



TYPE	ARMY	NAVY	AF
AIR BASE	⊕	⊕	⊕
HOSPITAL	⊕	⊕	⊕
SHIPYARDS & INDUSTRIAL	Ⓢ	Ⓢ	Ⓢ
OTHER (HQS.; TRAINING; ETC.)	⊙	⊙	⊙
DEPOT & SUPPLY	⊙	⊙	⊙

# MISSOURI

FISCAL YEAR 1983

(DOLLARS IN THOUSANDS)

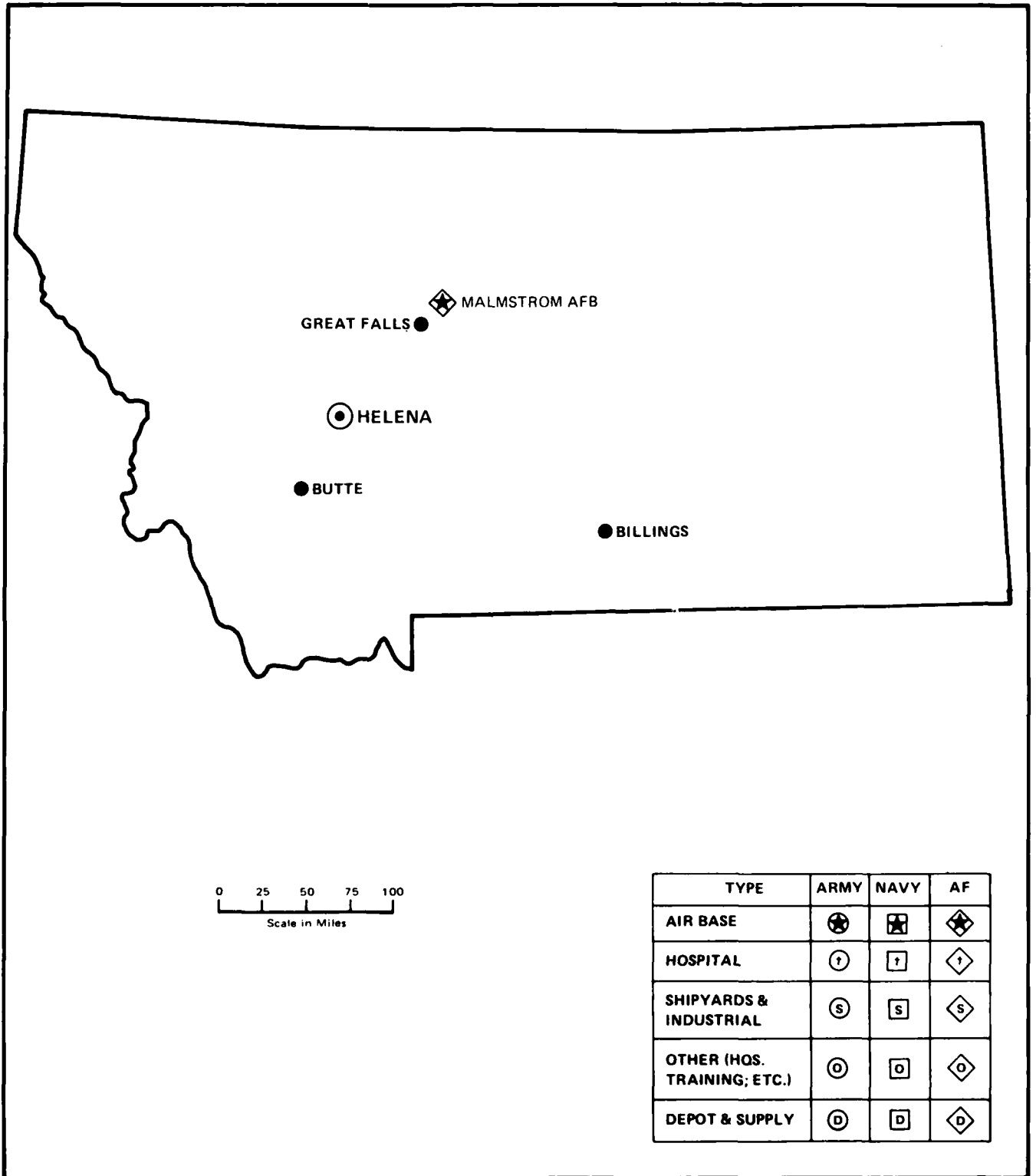
Personnel/Expenditures	Total	Army	Navy & Marine Corps	Air Force	Other Defense Activities
<b>I. Personnel - Total</b>	<b>37,819</b>	<b>25,974</b>	<b>2,128</b>	<b>4,970</b>	<b>4,747</b>
Active Duty Military	17,685	12,916	1,074	3,695	-
Civilian	20,134	13,058	1,054	1,275	4,747
<b>II. Expenditures - Total</b>	<b>\$ 6,732,673</b>	<b>\$ 1,259,349</b>	<b>\$ 3,492,935</b>	<b>\$ 1,720,011</b>	<b>\$ 259,815</b>
<b>A. Payroll Outlays - Total</b>	<b>1,095,154</b>	<b>668,749</b>	<b>104,206</b>	<b>200,219</b>	<b>121,417</b>
Active Duty Military Pay	267,380	187,800	18,860	60,720	-
Civilian Pay	478,444	304,416	22,327	29,721	121,417
Reserve & National Guard Pay	109,135	81,855	11,615	15,665	-
Retired Military Pay	240,195	94,678	51,404	94,113	-
<b>B. Prime Contracts Over \$25,000 - Total</b>	<b>5,637,519</b>	<b>590,600</b>	<b>3,388,729</b>	<b>1,519,792</b>	<b>138,398</b>
Supply Contracts	4,536,522	183,737	2,998,802	1,238,251	115,732
R&D Contracts	526,990	31,229	313,581	181,781	399
Service Contracts	461,176	263,820	76,346	99,062	21,948
Construction Contracts	36,141	35,124	-	698	319
Civil Function Contracts	76,690	76,690	-	-	-

Major Locations of Expenditures	Expenditures			Major Locations of Personnel	Military and Civilian Personnel		
	Total	Payroll Outlays	Prime Contracts		Total	Active Duty Military	Civilian
St. Louis	\$ 5,484,553	\$ 358,715	\$ 5,125,838	Fort Leonard Wood	13,923	11,798	2,125
Fort Leonard Wood	261,503	221,698	39,805	St. Louis	13,238	1,328	11,910
Kansas City	166,605	84,531	82,074	Whiteman AFB	3,703	3,247	456
Independence	151,859	5,481	146,378	Kansas City	2,598	784	1,814
Whiteman AFB	82,366	63,251	19,115	Overland	1,716	3	1,713
Springfield	32,072	20,341	11,731	Richards-Gebaur AFB	362	44	318
Overland	31,595	31,595	-	Jefferson City	312	48	264
St. Charles	27,495	4,932	22,563	St. Ann	302	-	302
West Plains	26,388	1,855	24,533	St. Joseph	208	23	185
Monroe City	24,645	597	24,048	Springfield	172	58	114

Prime Contracts Over \$25,000	Total	Army	Navy & Marine Corps	Air Force	Other Defense Activities
Fiscal Year 1983	\$ 5,637,519	\$ 590,600	\$ 3,388,729	\$ 1,519,792	\$ 138,398
Fiscal Year 1982	5,304,839	601,381	3,735,656	863,064	104,738
Fiscal Year 1981	4,368,886	557,558	1,927,808	1,773,326	110,194

Top Five Contractors Receiving the Largest Dollar Volume of Prime Contract Awards in this State	Total Amount	Major Areas of Work
1. McDonnell Douglas Corp.	\$ 4,630,075	Production, maint. & repair of aircraft & missiles; R&D.
2. Emerson Electric Co.	227,571	Components for aircraft, missiles and vehicles; R&D.
3. Remington Arms Co.	144,944	Operation of government ammunition facility.
4. Unidynamics St. Louis, Inc.	61,285	Components for weapons; R&D.
5. Libby Welding Co.	51,589	Generators.
<b>Total of Above</b>	<b>\$ 5,115,464</b>	<b>(90.7% of total awards over \$25,000)</b>

# MONTANA



# MONTANA

FISCAL YEAR 1983

(DOLLARS IN THOUSANDS)

Personnel/Expenditures	Total	Army	Navy & Marine Corps	Air Force	Other Defense Activities
I. Personnel - Total	5,279	428	33	4,805	13
Active Duty Military	4,160	65	32	4,063	-
Civilian	1,119	363	1	742	13
II. Expenditures - Total	\$ 268,721	\$ 99,441	\$ 11,171	\$ 125,807	\$ 32,302
A. Payroll Outlays - Total	151,920	32,037	11,098	108,477	308
Active Duty Military Pay	70,923	1,973	534	68,416	-
Civilian Pay	22,001	9,324	29	12,340	308
Reserve & National Guard Pay	14,954	9,701	1,185	4,068	-
Retired Military Pay	44,042	11,039	9,350	23,653	-
B. Prime Contracts Over \$25,000 - Total	116,801	67,404	73	17,330	31,994
Supply Contracts	50,402	18,299	-	88	32,015
R&D Contracts	73	-	73	-	-
Service Contracts	21,524	4,303	-	17,242	(21)
Construction Contracts	34,061	34,061	-	-	-
Civil Function Contracts	10,741	10,741	-	-	-

Major Locations of Expenditures	Expenditures			Major Locations of Personnel	Military and Civilian Personnel		
	Total	Payroll Outlays	Prime Contracts		Total	Active Duty Military	Civilian
Malmstrom AFB	\$ 126,535	\$ 78,244	\$ 48,291	Malmstrom AFB	4,491	4,037	454
Great Falls	29,863	17,783	12,080	Great Falls	307	8	299
Wolf Point	24,224	71	24,153	Helena	185	14	171
Poplar	20,248	118	20,130	Fort Peck	67	-	67
Billings	11,814	6,337	5,477	Butte	44	35	9
Helena	10,858	10,019	839	Billings	42	22	20
Black Eagle	7,764	166	7,598	Bozeman	38	22	16
Missoula	5,201	4,685	516	Libby	37	-	37
Fort Peck	4,458	1,853	2,605	Missoula	25	14	11
Bozeman	3,912	3,717	195	Kalispell	14	6	8

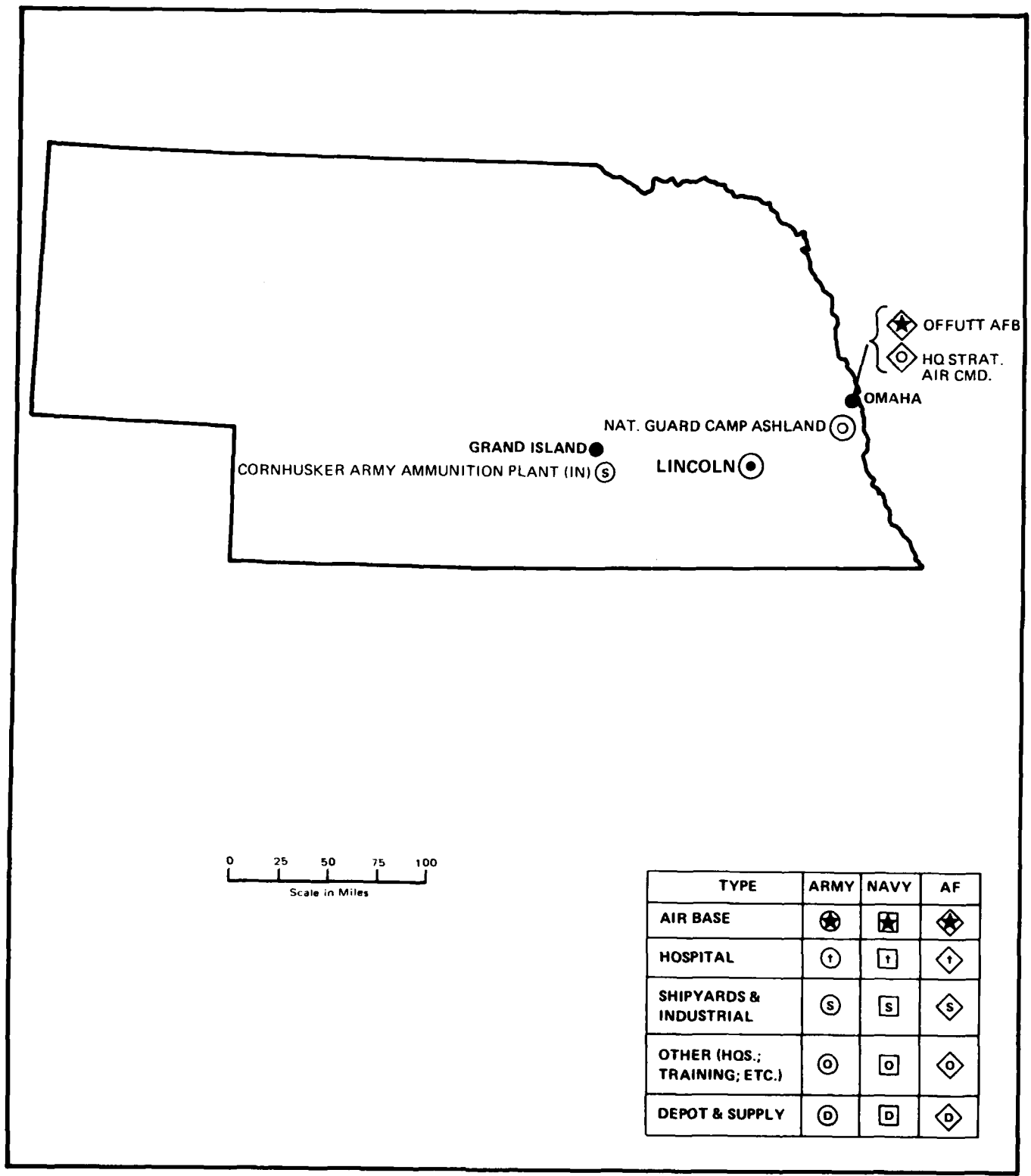
  

Prime Contracts Over \$25,000	Total	Army	Navy & Marine Corps	Air Force	Other Defense Activities
Fiscal Year 1983	\$ 116,801	\$ 67,404	\$ 73	\$ 17,330	\$ 31,994
Fiscal Year 1982	41,371	15,605	99	14,667	11,000
Fiscal Year 1981	41,338	10,793	154	8,227	22,164

Top Five Contractors Receiving the Largest Dollar Volume of Prime Contract Awards in this State	Total Amount	Major Areas of Work
1. Brinderson Corp.	\$ 31,809	Construction/miscellaneous structures.
2. A&S Tribal Industries	20,130	Camouflage, deception and medical equipment.
3. King Service, Inc.	19,971	Petroleum.
4. Simmons Oil Corp.	7,598	Petroleum.
5. Washington Construction Co.	6,700	Construction/conservation structures.
Total of Above	\$ 86,208	(73.8% of total awards over \$25,000)

# NEBRASKA



# NEBRASKA

FISCAL YEAR 1983

(DOLLARS IN THOUSANDS)

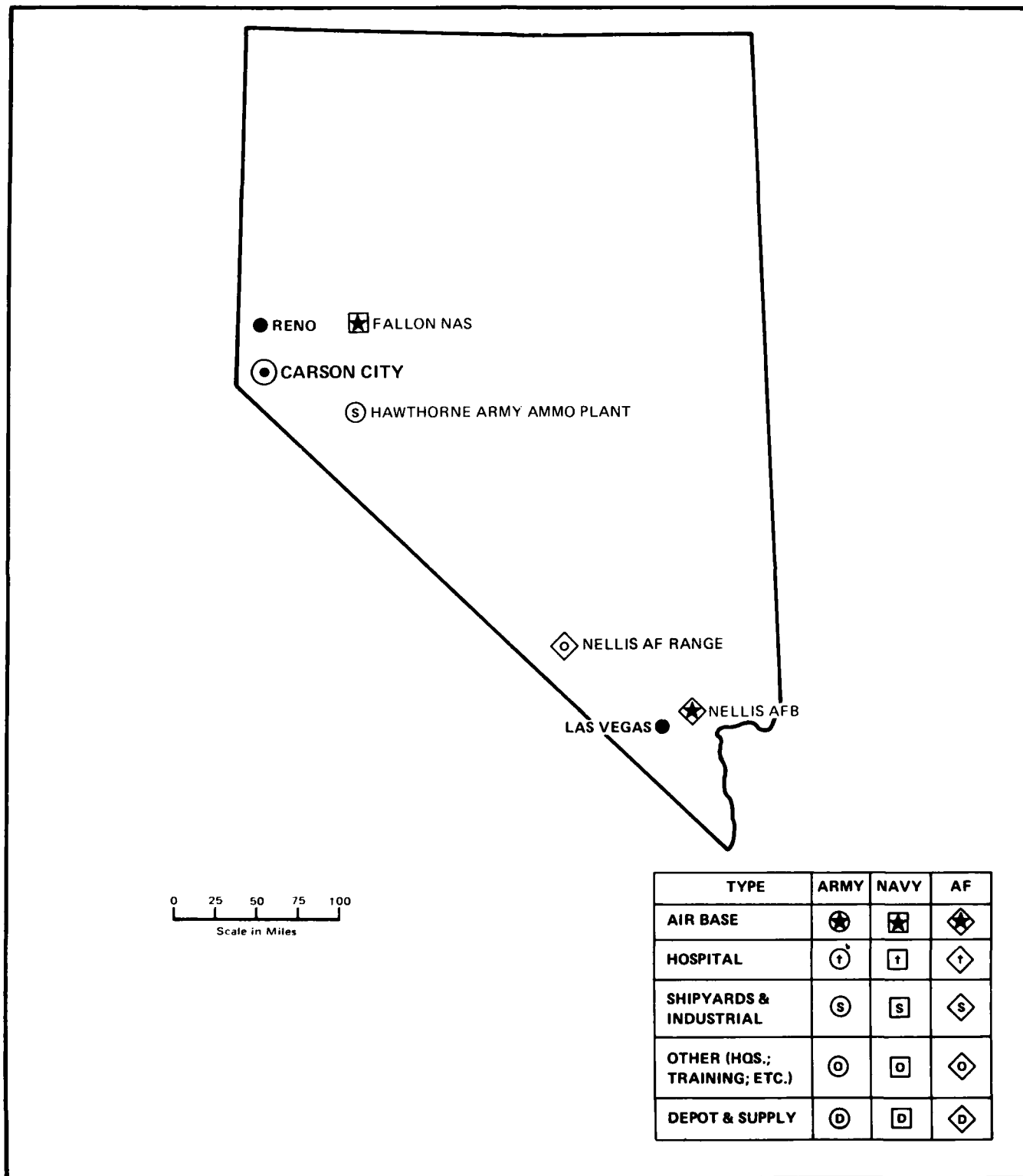
Personnel/Expenditures	Total	Army	Navy & Marine Corps	Air Force	Other Defense Activities
I. Personnel - Total	16,043	1,852	360	13,794	37
Active Duty Military	12,282	178	351	11,753	-
Civilian	3,761	1,674	9	2,041	37
II. Expenditures - Total	\$ 632,264	\$ 130,085	\$ 23,898	\$ 434,929	\$ 43,352
A. Payroll Outlays - Total	469,483	80,015	21,936	366,670	862
Active Duty Military Pay	264,051	5,913	7,044	251,094	-
Civilian Pay	92,177	43,752	227	47,336	862
Reserve & National Guard Pay	20,923	13,585	2,365	4,973	-
Retired Military Pay	92,332	16,765	12,300	63,267	-
B. Prime Contracts Over \$25,000 - Total	162,781	50,070	1,962	68,259	42,490
Supply Contracts	56,679	10,975	1,625	12,390	31,689
R&D Contracts	9,762	843	115	8,773	31
Service Contracts	72,200	14,175	222	47,033	10,770
Construction Contracts	13,770	13,707	-	63	-
Civil Function Contracts	10,370	10,370	-	-	-

Major Locations of Expenditures	Expenditures			Major Locations of Personnel	Military and Civilian Personnel		
	Total	Payroll Outlays	Prime Contracts		Total	Active Duty Military	Civilian
Offutt AFB	\$ 373,860	\$ 290,684	\$ 83,176	Offutt AFB	13,368	11,541	1,827
Omaha	124,081	76,338	47,743	Omaha	1,794	451	1,343
Lincoln	42,198	30,979	11,219	Lincoln	503	80	423
Bellevue	25,970	22,158	3,812	Hastings	75	65	10
Papillion	4,295	4,108	187	Fordyce	46	-	46
Grand Island	4,107	1,967	2,140	Elkhorn	44	40	4
Plattsmouth	3,386	1,875	1,511	Silver Creek	37	37	-
Cozad	3,380	116	3,264	Kearney	21	11	10
Hastings	2,804	2,657	147	Scribner	18	15	3
Millard	2,248	2,248	-	Republican City	17	-	17

Prime Contracts Over \$25,000	Total	Army	Navy & Marine Corps	Air Force	Other Defense Activities
Fiscal Year 1983	\$ 162,781	\$ 50,070	\$ 1,962	\$ 68,259	\$ 42,490
Fiscal Year 1982	135,046	23,133	1,084	62,240	48,589
Fiscal Year 1981	102,326	20,451	596	51,588	29,691

Top Five Contractors Receiving the Largest Dollar Volume of Prime Contract Awards in this State	Total Amount	Major Areas of Work
1. Needham, Inc.	\$ 12,283	Subsistence.
2. Omaha Meat Processors	11,246	Subsistence.
3. Newson Construction Co., Inc.	8,728	Construction/housing and administration.
4. Planning Research Corp.	8,440	Other R&D.
5. Kiewit Western Co.	6,925	Runway maintenance & repair.
Total of Above	\$ 47,622	(29.3% of total awards over \$25,000)

# NEVADA



# NEVADA

FISCAL YEAR 1983

(DOLLARS IN THOUSANDS)

Personnel/Expenditures	Total	Army	Navy & Marine Corps	Air Force	Other Defense Activities
I. Personnel - Total	13,696	288	1,038	12,345	25
Active Duty Military	11,824	46	757	11,021	-
Civilian	1,872	242	281	1,324	25
II. Expenditures - Total	\$ 542,828	\$ 81,861	\$ 60,094	\$ 394,016	\$ 6,857
A. Payroll Outlays - Total	384,146	37,663	48,481	297,322	680
Active Duty Military Pay	198,489	1,546	11,958	184,985	-
Civilian Pay	43,846	6,083	6,608	30,475	680
Reserve & National Guard Pay	9,718	3,811	1,730	4,177	-
Retired Military Pay	132,093	26,223	28,185	77,685	-
B. Prime Contracts Over \$25,000 - Total	158,682	44,198	11,613	96,694	6,177
Supply Contracts	48,954	1,045	921	44,223	2,765
R&D Contracts	4,099	34	75	923	3,067
Service Contracts	86,975	29,931	5,915	40,784	345
Construction Contracts	18,325	12,859	4,702	764	-
Civil Function Contracts	329	329	-	-	-

Major Locations of Expenditures	Expenditures			Major Locations of Personnel	Military and Civilian Personnel		
	Total	Payroll Outlays	Prime Contracts		Total	Active Duty Military	Civilian
Nellis AFB	\$ 245,029	\$ 190,155	\$ 54,874	Nellis AFB	10,609	9,617	992
Las Vegas	99,153	85,431	13,722	Fallon	969	708	261
Henderson	47,378	4,128	43,250	Las Vegas	656	582	74
Hawthorne	34,336	5,032	29,304	Lake Mead Base	441	441	-
Fallon	28,676	19,064	9,612	Indian Springs	357	312	45
Reno	28,573	26,537	2,036	Reno	287	45	242
Carson City	9,062	8,831	231	Hawthorne	187	78	109
Lake Mead Base	8,061	8,061	-	Carson City	94	8	86
Sparks	7,731	6,885	846	Stead AFB	28	-	28
North Las Vegas	7,206	7,206	-	Mercury	26	10	16

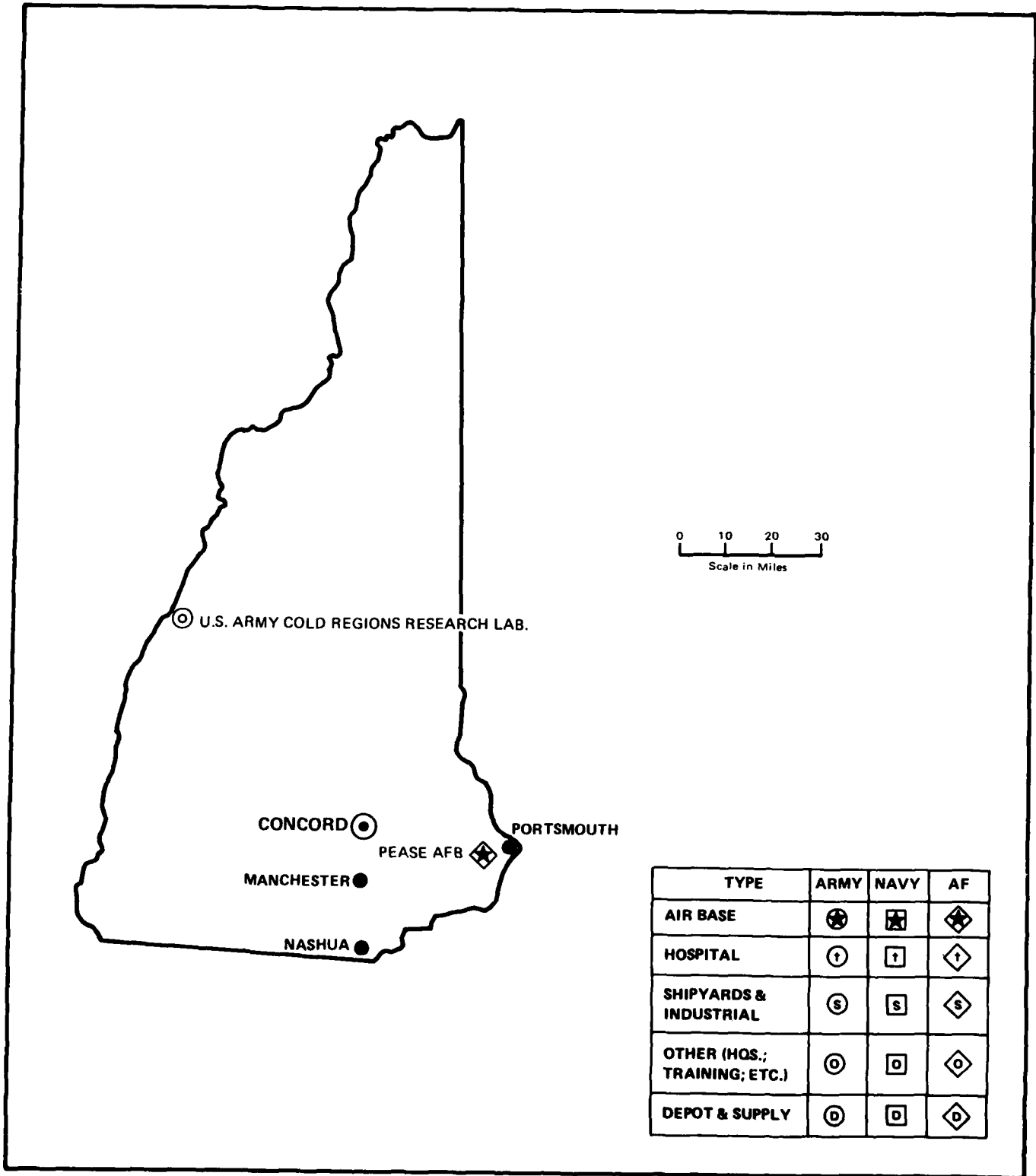
  

Prime Contracts Over \$25,000	Total	Army	Navy & Marine Corps	Air Force	Other Defense Activities
Fiscal Year 1983	\$ 158,682	\$ 44,198	\$ 11,613	\$ 96,694	\$ 6,177
Fiscal Year 1982	105,373	35,385	16,294	48,190	5,504
Fiscal Year 1981	75,294	22,976	7,754	41,992	2,572

Top Five Contractors Receiving the Largest Dollar Volume of Prime Contract Awards in this State	Total Amount	Major Areas of Work
1. G T E Products Corp.	\$ 43,139	Components for missiles.
2. Day & Zimmerman, Inc. & F.E. Basil, JV	27,235	Operation of government ammunition facility.
3. Ford Aerospace & Communications	13,052	Communication equipment maintenance & repair.
4. Arcata Associates	5,444	Electronic maintenance and equipment repair.
5. Dalton Properties, Inc.	5,234	Electronic maintenance and equipment repair.
Total of Above	\$ 94,104	(59.3% of total awards over \$25,000)

# NEW HAMPSHIRE



# NEW HAMPSHIRE

FISCAL YEAR 1983

(DOLLARS IN THOUSANDS)

Personnel/Expenditures	Total	Army	Navy & Marine Corps	Air Force	Other Defense Activities
<b>I. Personnel - Total</b>	14,459	621	9,383	4,338	117
Active Duty Military	4,096	117	368	3,611	-
Civilian	10,363	504	9,015	727	117
<b>II. Expenditures - Total</b>	<b>\$ 966,094</b>	<b>\$ 175,728</b>	<b>\$ 525,368</b>	<b>\$ 246,536</b>	<b>\$ 18,462</b>
<b>A. Payroll Outlays - Total</b>	<b>425,353</b>	<b>53,632</b>	<b>251,936</b>	<b>116,764</b>	<b>3,021</b>
Active Duty Military Pay	84,639	7,302	16,614	60,723	-
Civilian Pay	246,344	13,840	213,850	15,633	3,021
Reserve & National Guard Pay	13,960	8,040	1,804	4,116	-
Retired Military Pay	80,410	24,450	19,668	36,292	-
<b>B. Prime Contracts Over \$25,000 - Total</b>	<b>540,741</b>	<b>122,096</b>	<b>273,432</b>	<b>129,772</b>	<b>15,441</b>
Supply Contracts	415,780	97,154	221,574	83,927	13,125
R&D Contracts	64,381	4,552	27,839	30,310	1,680
Service Contracts	58,317	19,055	23,091	15,535	636
Construction Contracts	1,785	857	928	-	-
Civil Function Contracts	478	478	-	-	-

Major Locations of Expenditures	Expenditures			Major Locations of Personnel	Military and Civilian Personnel		
	Total	Payroll Outlays	Prime Contracts		Total	Active Duty Military	Civilian
Nashua	\$ 372,467	\$ 8,554	\$ 363,913	Portsmouth	9,331	293	9,038
Portsmouth	280,770	235,060	45,710	Pease AFB	4,219	3,562	657
Pease AFB	96,946	83,683	13,263	Hanover	270	4	266
Merrimack	60,268	-	60,268	Concord	221	100	121
Manchester	35,267	8,518	26,749	Manchester	157	89	68
Hanover	10,915	8,974	1,941	New Boston	87	24	63
Hudson	7,296	1,368	5,928	Nashua	79	3	76
Bedford	5,901	5,700	201	Durham	16	14	2
Dover	5,825	4,722	1,103	East Merrimack	12	-	12
Salem	5,310	1,515	3,795	Franklin	10	-	10

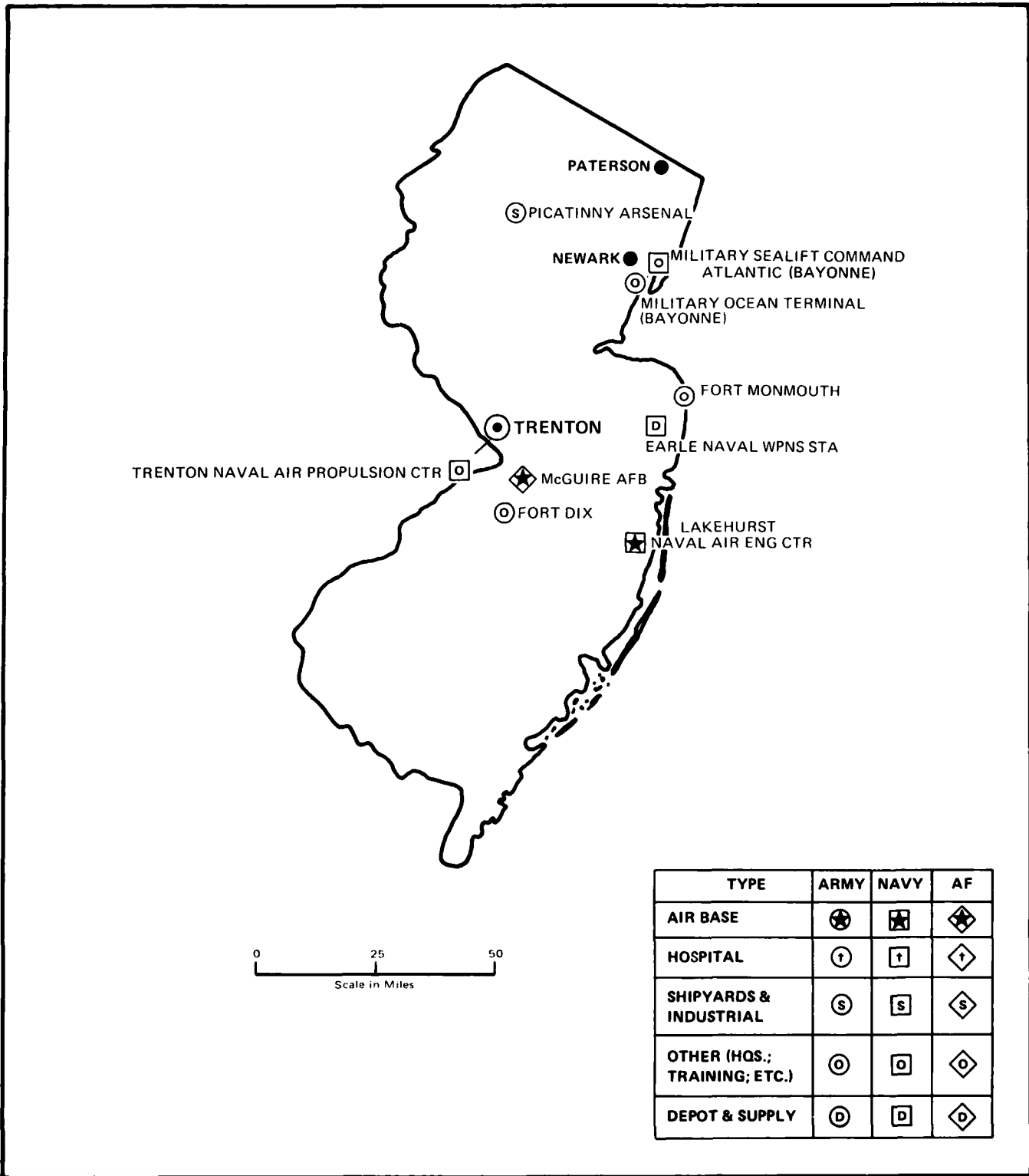
  

Prime Contracts Over \$25,000	Total	Army	Navy & Marine Corps	Air Force	Other Defense Activities
Fiscal Year 1983	\$ 540,741	\$ 122,096	\$ 273,432	\$ 129,772	\$ 15,441
Fiscal Year 1982	527,938	193,687	181,867	139,971	12,413
Fiscal Year 1981	383,222	143,528	126,613	103,225	9,856

Top Five Contractors Receiving the Largest Dollar Volume of Prime Contract Awards in this State	Total Amount	Major Areas of Work
1. Sanders Associates, Inc.	\$ 349,429	Aircraft comp.; electr. & comm. equip. maint. & rep.; R&D.
2. Sun Chemical Corp.	87,689	Aircraft repair equip; comp for aircraft, missiles, and armored vehicles; night vision equipment.
3. Simplex Wire & Cable Co.	30,048	Communication equipment.
4. Digital Equipment Corp.	9,755	Software; other R&D.
5. New Hampshire Ball Bearing, Inc.	3,004	Components for various aircraft.
Total of Above	\$ 479,925	(88.8% of total awards over \$25,000)

# NEW JERSEY



# NEW JERSEY

FISCAL YEAR 1983

(DOLLARS IN THOUSANDS)

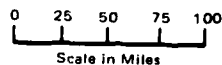
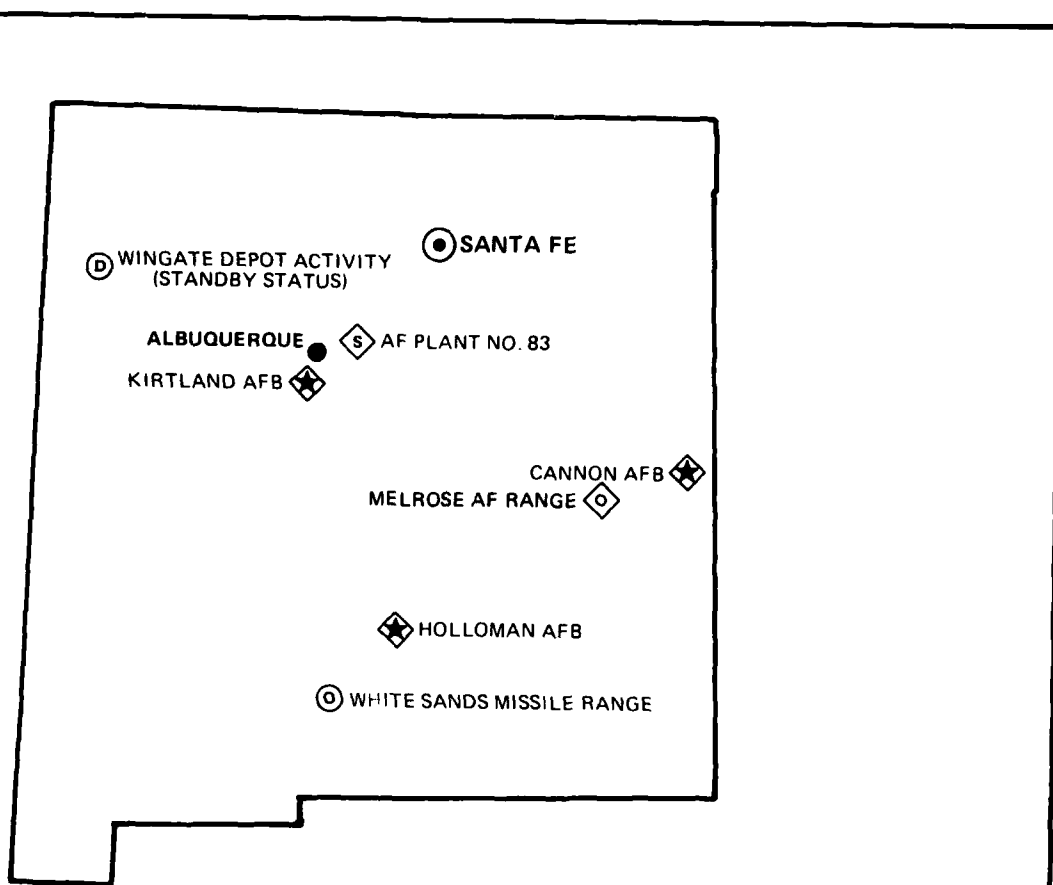
Personnel/Expenditures	Total	Army	Navy & Marine Corps	Air Force	Other Defense Activities
<b>I. Personnel - Total</b>	<u>48,756</u>	<u>32,366</u>	<u>8,045</u>	<u>7,345</u>	<u>1,000</u>
Active Duty Military	21,447	14,580	1,749	5,118	-
Civilian	27,309	17,786	6,296	2,227	1,000
<b>II. Expenditures - Total</b>	<u>\$ 3,983,324</u>	<u>\$ 1,351,871</u>	<u>\$ 1,301,301</u>	<u>\$ 822,093</u>	<u>\$ 508,059</u>
<b>A. Payroll Outlays - Total</b>	<u>1,343,349</u>	<u>851,155</u>	<u>254,209</u>	<u>212,875</u>	<u>25,110</u>
Active Duty Military Pay	329,014	194,303	45,542	89,169	-
Civilian Pay	698,553	470,482	151,182	51,779	25,110
Reserve & National Guard Pay	86,151	61,002	6,346	18,803	-
Retired Military Pay	229,631	125,368	51,139	53,124	-
<b>B. Prime Contracts Over \$25,000 - Total</b>	<u>2,639,975</u>	<u>500,716</u>	<u>1,047,092</u>	<u>609,218</u>	<u>482,949</u>
Supply Contracts	1,689,536	254,202	631,198	400,321	403,815
R&D Contracts	505,004	85,786	252,189	123,274	43,755
Service Contracts	419,575	137,822	161,327	85,076	35,350
Construction Contracts	8,290	5,336	2,378	547	29
Civil Function Contracts	17,570	17,570	-	-	-

Major Locations of Expenditures	Expenditures			Major Locations of Personnel	Military and Civilian Personnel		
	Total	Payroll Outlays	Prime Contracts		Total	Active Duty Military	Civilian
Moorestown	\$ 466,383	\$ 6,739	\$ 459,644	Fort Dix	13,908	11,828	2,080
Fort Monmouth	324,901	268,076	56,825	Fort Monmouth	10,339	2,383	7,956
Nutley	352,964	1,425	351,539	McGuire AFB	6,871	4,939	1,932
Camden	271,472	5,559	265,913	Picatinny	5,812	173	5,639
Little Falls	207,922	1,416	206,506	Bayonne	4,142	163	3,979
Fort Dix	204,803	189,474	15,329	Lakehurst	2,762	707	2,055
McGuire AFB	176,874	139,129	37,745	Colts Neck	1,316	489	827
Picatinny Arsenal	164,240	160,751	3,489	Trenton	887	55	832
Teterboro	154,462	1,532	152,930	Springfield	274	4	270
Princeton	147,462	2,028	145,434	Pomona	260	-	260

Prime Contracts Over \$25,000	Total	Army	Navy & Marine Corps	Air Force	Other Defense Activities
Fiscal Year 1983	\$ 2,639,975	\$ 500,716	\$ 1,047,092	\$ 609,218	\$ 482,949
Fiscal Year 1982	2,783,700	549,294	1,388,492	387,367	458,547
Fiscal Year 1981	2,218,564	290,690	1,105,641	415,203	407,030

Top Five Contractors Receiving the Largest Dollar Volume of Prime Contract Awards in this State	Total Amount	Major Areas of Work
1. RCA Corp.	\$ 830,410	Missile components; elect., comm. & navigation equip; R&D.
2. International Telephone & Telegraph Corp.	220,799	Aircraft components; comm equip; R&D.
3. Singer Co.	218,574	Components for aircraft, missiles & tanks; R&D.
4. Bendix Corp.	173,409	Components for aircraft and tanks.
5. International Telephone & Telegraph & Westinghouse JV	<u>88,634</u>	Electronic equipment.
Total of Above	\$ 1,531,826	(58.0% of total awards over \$25,000)

# NEW MEXICO



TYPE	ARMY	NAVY	AF
AIR BASE	★	✠	✦
HOSPITAL	⊙	⊙	⊙
SHIPYARDS & INDUSTRIAL	Ⓢ	Ⓢ	Ⓢ
OTHER (HQS. TRAINING; ETC.)	⊙	⊙	⊙
DEPOT & SUPPLY	Ⓧ	Ⓧ	Ⓧ

# NEW MEXICO

FISCAL YEAR 1983

(DOLLARS IN THOUSANDS)

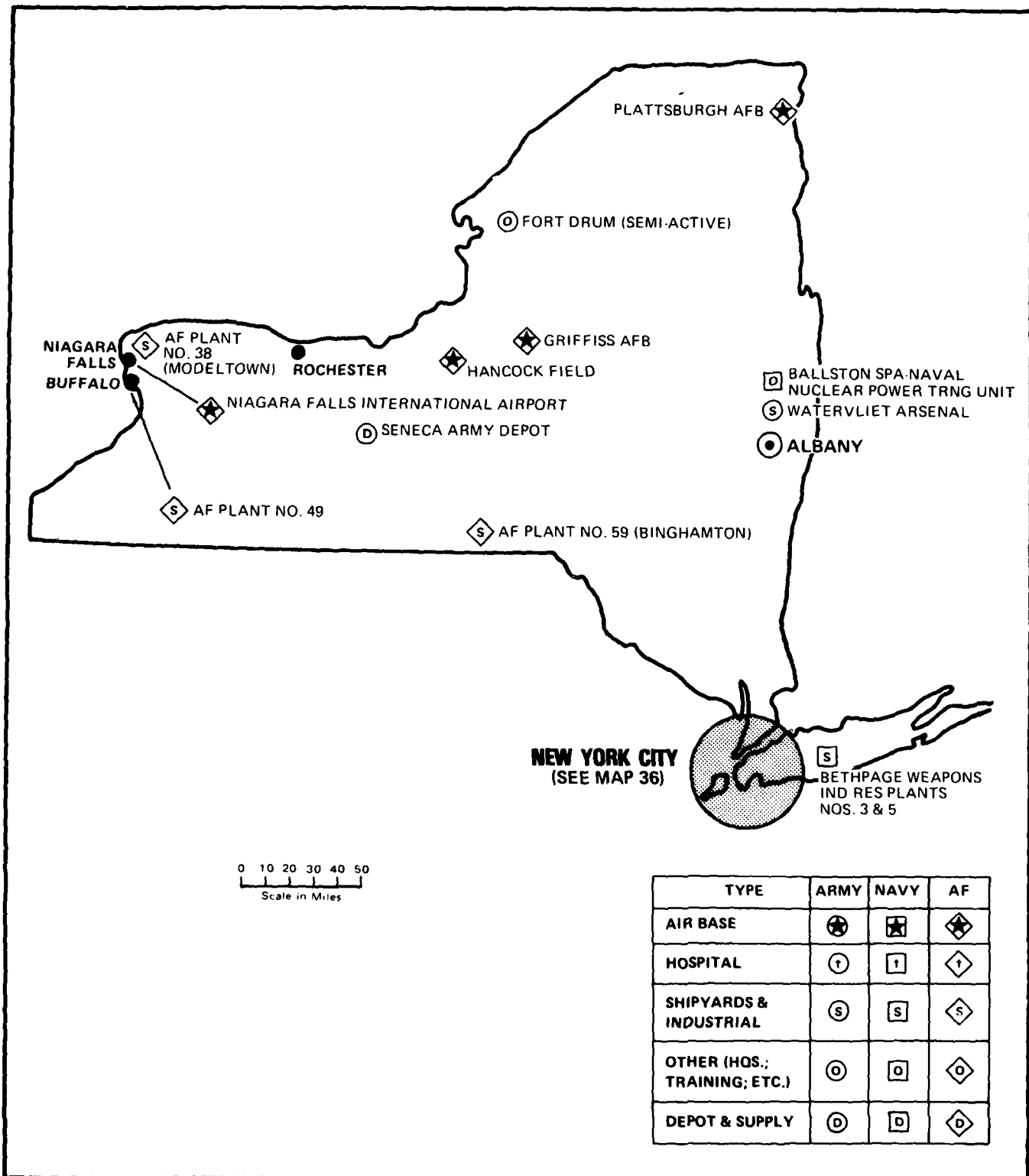
Personnel/Expenditures	Total	Army	Navy & Marine Corps	Air Force	Other Defense Activities
<b>I. Personnel - Total</b>	<u>26,316</u>	<u>6,163</u>	<u>690</u>	<u>19,074</u>	<u>389</u>
Active Duty Military	16,883	1,501	535	14,847	-
Civilian	9,433	4,662	155	4,227	389
<b>II. Expenditures - Total</b>	<u>\$ 1,189,631</u>	<u>\$ 342,661</u>	<u>\$ 50,310</u>	<u>\$ 666,493</u>	<u>\$ 130,167</u>
<b>A. Payroll Outlays - Total</b>	<u>726,676</u>	<u>219,897</u>	<u>37,825</u>	<u>460,104</u>	<u>8,850</u>
Active Duty Military Pay	306,308	33,992	9,451	262,865	-
Civilian Pay	240,212	128,842	4,477	98,043	8,850
Reserve & National Guard Pay	17,319	11,319	1,796	4,204	-
Retired Military Pay	162,837	45,744	22,101	94,992	-
<b>B. Prime Contracts Over \$25,000 - Total</b>	<u>462,955</u>	<u>122,764</u>	<u>12,485</u>	<u>206,389</u>	<u>121,317</u>
Supply Contracts	128,719	8,085	2,428	8,665	109,541
R&D Contracts	132,760	22,796	6,443	93,335	10,186
Service Contracts	165,916	62,961	2,915	98,450	1,590
Construction Contracts	19,877	13,239	699	5,939	-
Civil Function Contracts	15,683	15,683	-	-	-

Major Locations of Expenditures	Expenditures			Major Locations of Personnel	Military and Civilian Personnel		
	Total	Payroll Outlays	Prime Contracts		Total	Active Duty Military	Civilian
White Sands Missile Rng	\$ 255,552	\$ 140,565	\$ 114,987	Holloman AFB	7,352	6,142	1,210
Kirtland AFB	252,141	159,603	92,538	Kirtland AFB	7,347	4,740	2,607
Albuquerque	178,603	118,661	59,942	White Sands Ms/Rng	5,216	1,392	3,824
Holloman AFB	164,599	127,637	36,962	Cannon AFB	4,204	3,790	414
Lovington	106,418	288	106,130	Albuquerque	1,436	628	808
Cannon AFB	92,188	78,159	14,029	Santa Fe	146	12	134
Las Cruces	19,086	9,165	9,921	Fort Wingate	107	2	105
Carlsbad	15,638	1,757	13,881	Las Cruces	79	20	59
Santa Fe	12,257	11,629	628	Kirtland	77	77	-
Alamogordo	11,624	11,403	221	San Antonio	56	-	56

Prime Contracts Over \$25,000	Total	Army	Navy & Marine Corps	Air Force	Other Defense Activities
Fiscal Year 1983	\$ 462,955	\$ 122,764	\$ 12,485	\$ 206,389	\$ 121,317
Fiscal Year 1982	447,953	116,474	7,616	188,721	135,142
Fiscal Year 1981	377,245	116,083	1,540	139,416	120,206

Top Five Contractors Receiving the Largest Dollar Volume of Prime Contract Awards in this State	Total Amount	Major Areas of Work
1. Southern Union Refining Co.	\$ 106,130	Petroleum.
2. Lockheed Corp.	27,832	Other R&D.
3. Dynallectron Corp.	26,304	Operation of government R&D facility.
4. New Mexico State University	21,670	Other R&D.
5. B D M Corp.	<u>18,935</u>	R&D for weapons, other.
<b>Total of Above</b>	<b>\$ 200,871</b>	<b>(43.4% of total awards over \$25,000)</b>

# NEW YORK



# NEW YORK

FISCAL YEAR 1983

(DOLLARS IN THOUSANDS)

Personnel/Expenditures	Total	Army	Navy & Marine Corps	Air Force	Other Defense Activities
<b>I. Personnel - Total</b>	41,347	19,870	4,669	14,780	2,028
Active Duty Military	22,716	9,538	3,662	9,516	-
Civilian	18,631	10,332	1,007	5,264	2,028
<b>II. Expenditures - Total</b>	<b>\$ 10,819,480</b>	<b>\$ 1,010,122</b>	<b>\$ 6,266,739</b>	<b>\$ 2,355,661</b>	<b>\$ 1,186,784</b>
<b>A. Payroll Outlays - Total</b>	<b>1,184,869</b>	<b>540,921</b>	<b>199,141</b>	<b>396,939</b>	<b>47,694</b>
Active Duty Military Pay	375,323	131,323	81,795	162,205	-
Civilian Pay	419,949	229,861	26,678	115,542	47,694
Reserve & National Guard Pay	128,422	75,366	25,080	27,976	-
Retired Military Pay	261,175	104,371	65,588	91,216	-
<b>B. Prime Contracts Over \$25,000 - Total</b>	<b>9,634,611</b>	<b>469,201</b>	<b>6,067,598</b>	<b>1,958,722</b>	<b>1,139,090</b>
Supply Contracts	5,753,055	294,389	3,602,234	1,304,525	551,907
R&D Contracts	843,341	44,916	375,607	408,891	13,927
Service Contracts	2,994,293	91,887	2,083,844	245,306	573,256
Construction Contracts	10,474	4,561	5,913	-	-
Civil Function Contracts	33,448	33,448	-	-	-

Major Locations of Expenditures	Expenditures			Major Locations of Personnel	Military and Civilian Personnel		
	Total	Payroll Outlays	Prime Contracts		Total	Active Duty Military	Civilian
New York	\$ 2,419,382	\$ 152,198	\$ 2,267,184	West Point	8,954	6,414	2,540
Bethpage	2,263,701	7,832	2,255,869	Griffiss AFB	7,493	4,588	2,905
Oswego	688,784	2,808	685,976	Plattsburgh AFB	3,908	3,903	5
Schenectady	604,625	8,274	596,351	New York	3,143	834	2,309
Syracuse	465,232	21,916	443,316	Watervliet	2,646	16	2,630
Great Neck	433,181	5,574	427,607	Camp Drum	1,937	1,023	914
Deer Park	425,905	2,342	423,563	Ballston Spa	1,715	1,715	-
Farmingdale	260,332	2,032	258,300	Romulus	963	-	963
Binghamton	195,859	4,968	190,891	Fort Hamilton	921	528	393
Syosset	171,050	2,168	168,882	Buffalo	804	302	502

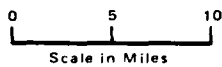
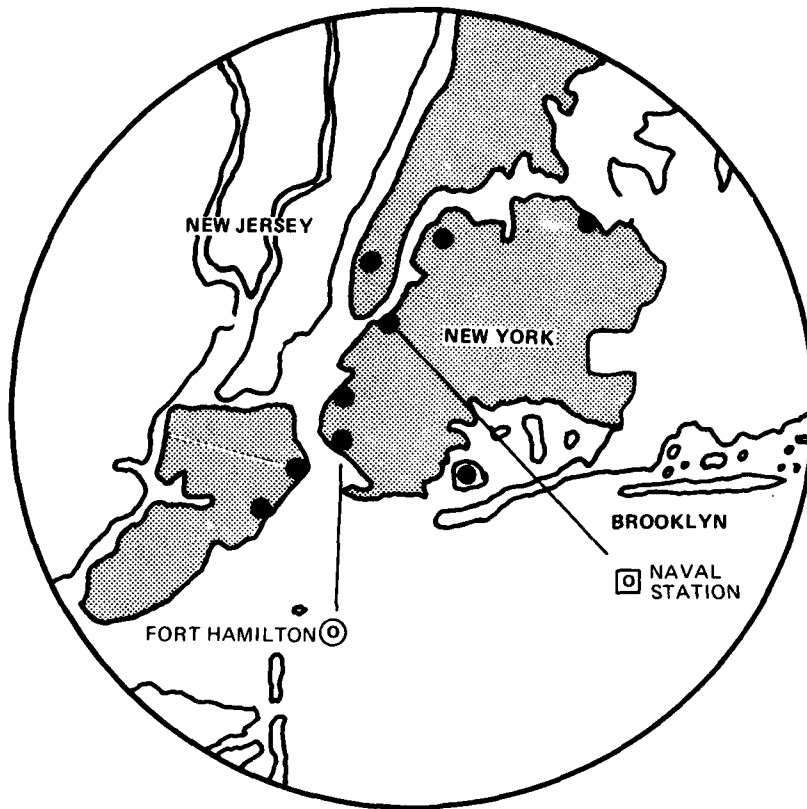
  

Prime Contracts Over \$25,000	Total	Army	Navy & Marine Corps	Air Force	Other Defense Activities
Fiscal Year 1983	\$ 9,634,611	\$ 469,201	\$ 6,067,598	\$ 1,958,722	\$ 1,139,090
Fiscal Year 1982	7,601,011	663,058	4,519,911	1,386,694	1,031,348
Fiscal Year 1981	6,376,736	527,463	3,390,384	1,460,257	998,632

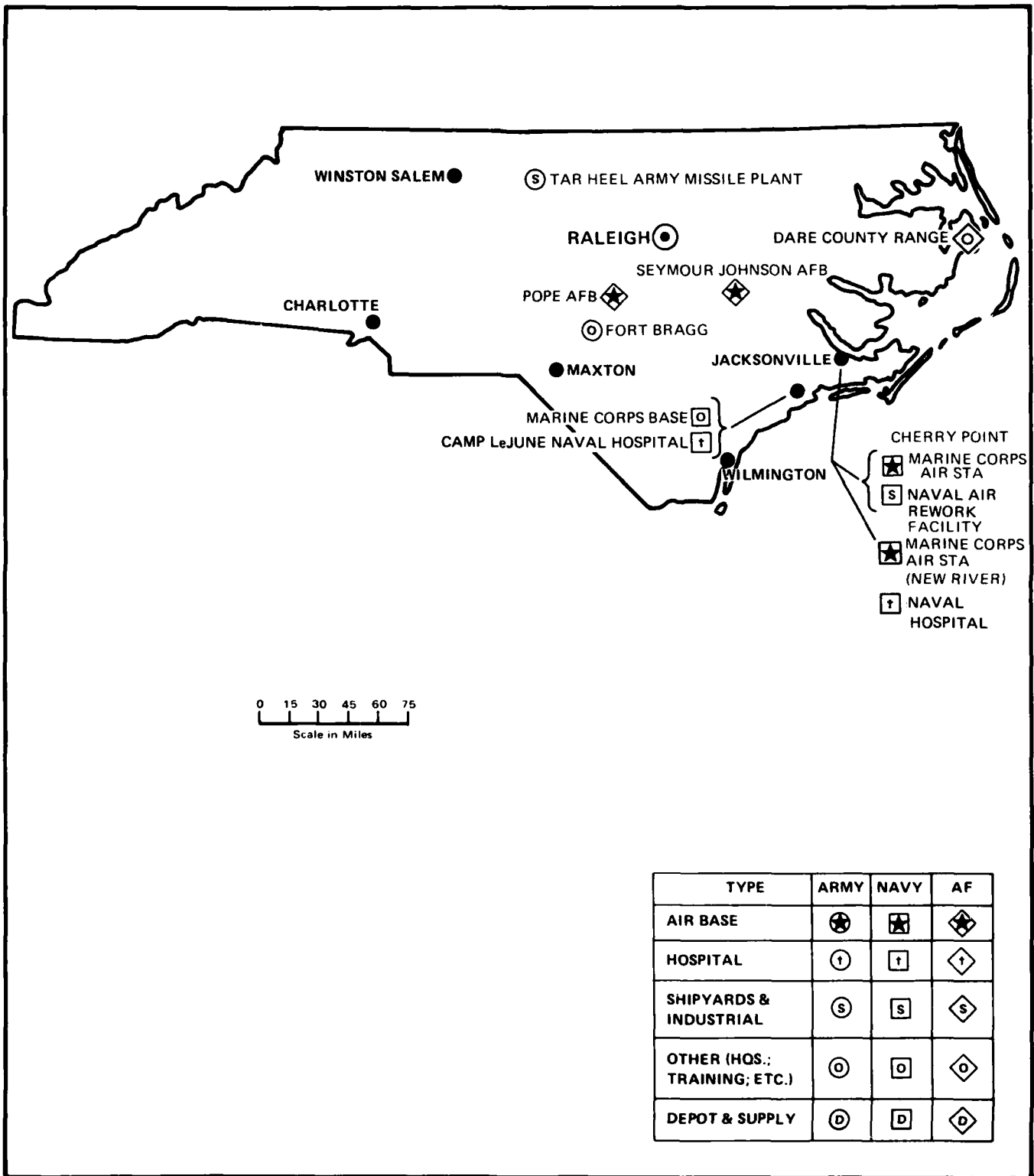
Top Five Contractors Receiving the Largest Dollar Volume of Prime Contract Awards in this State	Total Amount	Major Areas of Work
1. Grumman Aerospace Corp.	\$ 2,253,203	Components, maintenance and repair of aircraft; R&D. Aircraft comp.; nuclear reactors; radar; sonar; R&D. Aircraft comp.; electronic and communication equipment. Charter of cargo vessels. Comps. for aircraft & missiles; prod., maint., & repair of radar, sonar & other electrical equipment; R&D.
2. General Electric Co.	1,152,258	
3. International Business Machines Co.	695,643	
4. Maersk Line Ltd.	690,859	
5. Sperry Corp.	426,185	
<b>Total of Above</b>	<b>\$ 5,218,148</b>	(54.2% of total awards over \$25,000)

# NEW YORK CITY



TYPE	ARMY	NAVY	AF
AIR BASE	⊕	⊗	⊠
HOSPITAL	⊙	⊠	⊠
SHIPYARDS & INDUSTRIAL	⊙	⊠	⊠
OTHER (HQS.; TRAINING; ETC.)	⊙	⊠	⊠
DEPOT & SUPPLY	⊙	⊠	⊠

# NORTH CAROLINA



# NORTH CAROLINA

FISCAL YEAR 1983

(DOLLARS IN THOUSANDS)

Personnel/Expenditures	Total	Army	Navy & Marine Corps	Air Force	Other Defense Activities
I. Personnel - Total	113,196	47,901	54,743	10,316	236
Active Duty Military	97,890	41,718	47,015	9,157	-
Civilian	15,306	6,183	7,728	1,159	236
II. Expenditures - Total	\$ 3,251,740	\$ 1,305,524	\$ 1,381,120	\$ 402,206	\$ 162,890
A. Payroll Outlays - Total	2,465,472	1,041,641	1,097,160	320,987	5,684
Active Duty Military Pay	1,596,174	660,792	773,912	161,470	-
Civilian Pay	338,110	125,377	178,850	28,199	5,684
Reserve & National Guard Pay	72,292	56,464	8,652	7,176	-
Retired Military Pay	458,896	199,008	135,746	124,142	-
B. Prime Contracts Over \$25,000 - Total	786,268	263,883	283,960	81,219	157,206
Supply Contracts	414,706	129,348	94,224	56,101	135,033
R&D Contracts	39,071	5,677	15,546	1,015	16,833
Service Contracts	263,955	90,356	145,339	23,678	4,582
Construction Contracts	49,720	19,686	28,851	425	758
Civil Function Contracts	18,816	18,816	-	-	-

Major Locations of Expenditures	Expenditures			Major Locations of Personnel	Military and Civilian Personnel		
	Total	Payroll Outlays	Prime Contracts		Total	Active Duty Military	Civilian
Fort Bragg	\$ 844,002	\$ 757,786	\$ 86,216	Fort Bragg	46,108	41,436	4,672
Camp Lejeune	694,775	645,360	49,415	Camp Lejeune	38,415	35,651	2,764
Cherry Point	313,774	284,480	29,294	Cherry Point	15,050	10,216	4,834
Greensboro	201,623	14,384	187,239	Seymour Johnson AFB	5,377	4,874	503
Seymour Johnson AFB	111,680	102,829	8,851	Pope AFB	4,323	3,978	345
Fayetteville	111,401	87,184	24,217	Jacksonville	901	747	154
Pope AFB	81,654	72,735	8,919	Raleigh	700	425	275
Raleigh	62,879	40,111	22,768	Charlotte	400	112	288
Jacksonville	60,077	45,715	14,362	Wilmington	337	19	318
Charlotte	53,231	35,322	17,909	Sunny Point	313	16	297

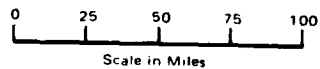
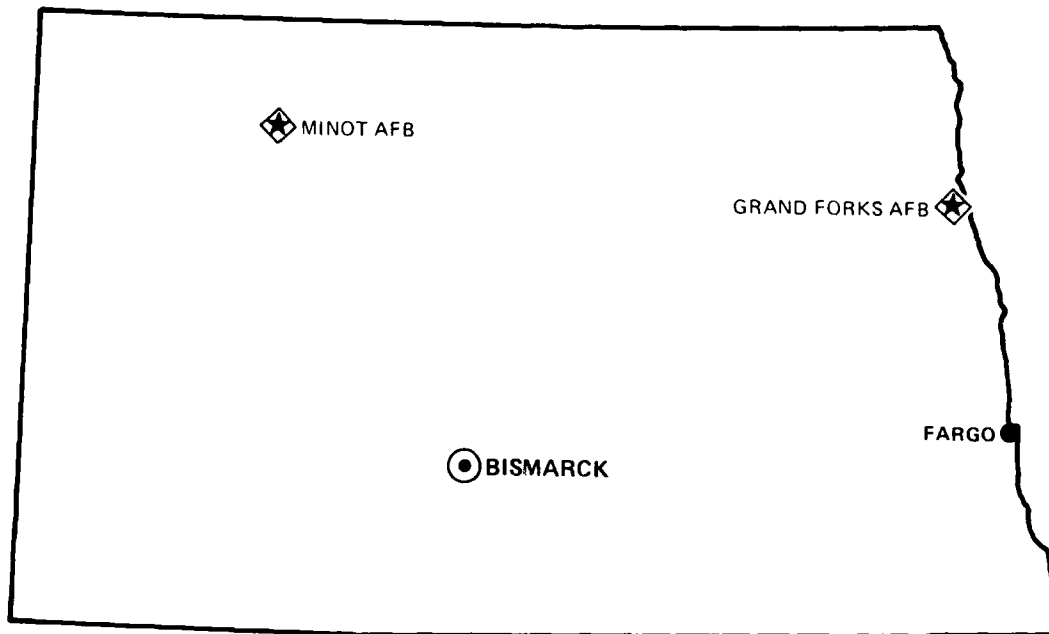
Prime Contracts Over \$25,000	Total	Army	Navy & Marine Corps	Air Force	Other Defense Activities
Fiscal Year 1983	\$ 786,268	\$ 263,883	\$ 283,960	\$ 81,219	\$ 157,206
Fiscal Year 1982	774,616	245,225	269,395	71,731	188,265
Fiscal Year 1981	792,314	239,630	301,965	69,743	180,976

Top Five Contractors Receiving the Largest Dollar Volume of Prime Contract Awards in this State	Total Amount	Major Areas of Work
1. Western Electric Co., Inc.	\$ 206,226	Sonar, communication equipment.
2. R. J. Reynolds Tobacco Co.	30,529	Tobacco products.
3. Mills Manufacturing Corp.	16,791	Parachute equipment.
4. Ingersoll Rand Co.	16,213	Compressors.
5. Carolina Power & Light Co.	15,448	Electric utilities.
Total of Above	\$ 285,207	(36.3% of total awards over \$25,000)

MAP NO. 38

# NORTH DAKOTA



TYPE	ARMY	NAVY	AF
AIR BASE	⊛	⊛	⊛
HOSPITAL	⊕	⊕	⊕
SHIPYARDS & INDUSTRIAL	Ⓢ	Ⓢ	Ⓢ
OTHER (HQS.; TRAINING; ETC.)	⊙	⊙	⊙
DEPOT & SUPPLY	ⓓ	ⓓ	ⓓ

# NORTH DAKOTA

FISCAL YEAR 1983

(DOLLARS IN THOUSANDS)

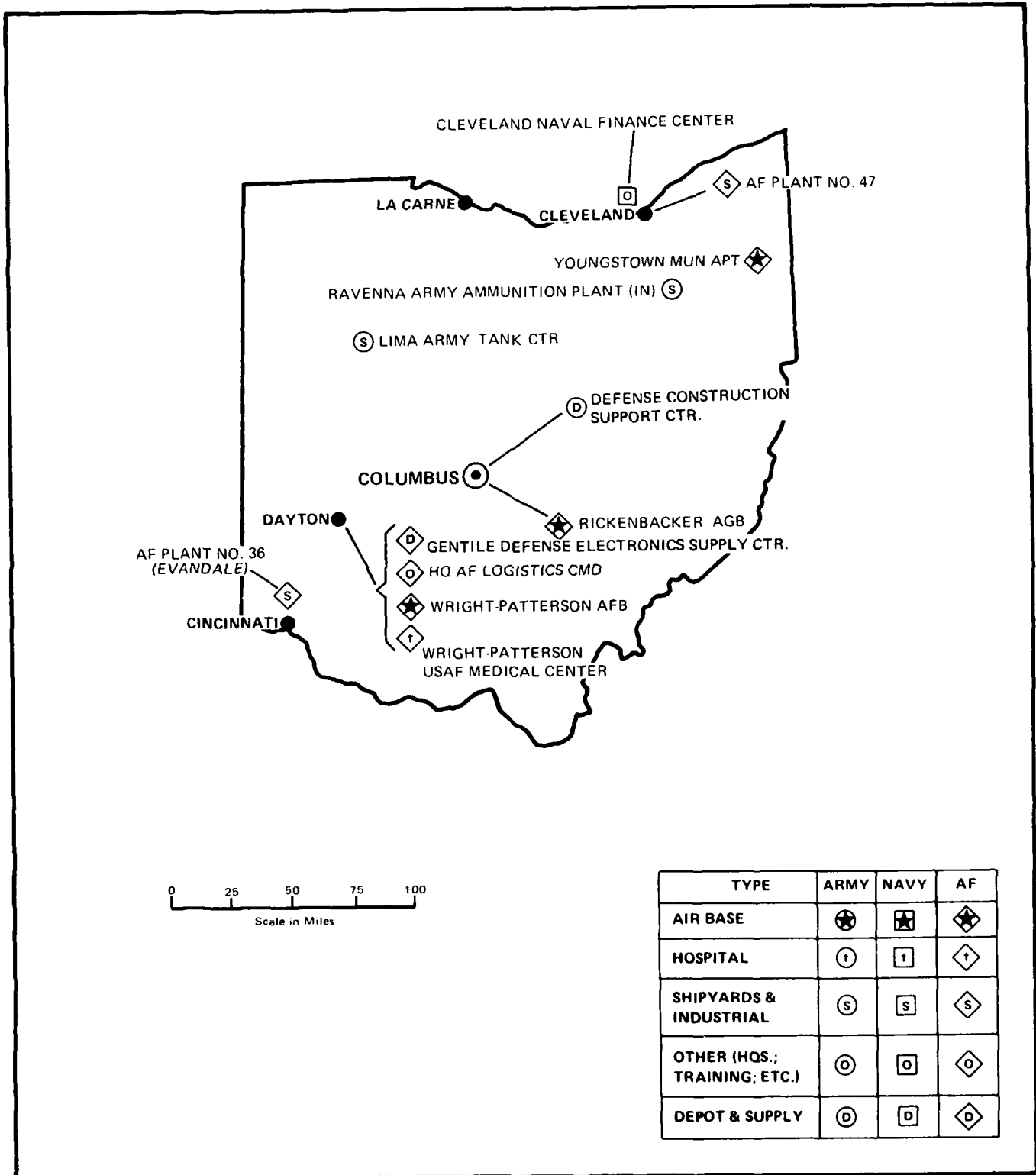
Personnel/Expenditures	Total	Army	Navy & Marine Corps	Air Force	Other Defense Activities
<b>I. Personnel - Total</b>	<u>13,265</u>	<u>371</u>	<u>12</u>	<u>12,855</u>	<u>27</u>
Active Duty Military	11,647	51	12	11,584	-
Civilian	1,618	320	-	1,271	27
<b>II. Expenditures - Total</b>	<u>\$ 393,528</u>	<u>\$ 81,162</u>	<u>\$ 4,065</u>	<u>\$ 287,559</u>	<u>\$ 20,742</u>
<b>A. Payroll Outlays - Total</b>	<u>257,015</u>	<u>24,848</u>	<u>3,376</u>	<u>228,152</u>	<u>639</u>
Active Duty Military Pay	187,083	1,733	230	185,120	-
Civilian Pay	37,666	8,281	-	28,746	639
Reserve & National Guard Pay	13,803	9,570	619	3,614	-
Retired Military Pay	18,463	5,264	2,527	10,672	-
<b>B. Prime Contracts Over \$25,000 - Total</b>	<u>136,513</u>	<u>56,314</u>	<u>689</u>	<u>59,407</u>	<u>20,103</u>
Supply Contracts	70,061	50,010	689	280	19,082
R&D Contracts	20,091	-	-	20,091	-
Service Contracts	40,408	1,388	-	37,999	1,021
Construction Contracts	1,684	647	-	1,037	-
Civil Function Contracts	4,269	4,269	-	-	-

Major Locations of Expenditures	Expenditures			Major Locations of Personnel	Military and Civilian Personnel		
	Total	Payroll Outlays	Prime Contracts		Total	Active Duty Military	Civilian
Minot AFB	\$ 122,477	\$ 106,448	\$ 16,029	Minot AFB	6,436	5,948	488
Grand Forks AFB	111,500	97,055	14,245	Grand Forks AFB	5,959	5,501	458
Fort Totten	48,557	9,	48,460	Fargo	332	50	282
Jamestown	22,586	887	21,699	Bismark	191	79	112
Fargo	14,835	13,956	879	Riverdale	76	-	76
Belcourt	12,539	63	12,476	Minot	68	6	62
Grand Forks	10,978	4,681	6,297	Devils Lake	44	1	43
Bismark	9,245	9,198	47	Grand Forks	37	13	24
Minot	9,078	6,300	2,778	Concrete	32	27	5
Riverdale	5,202	2,294	2,908	Valley City	21	-	21

Prime Contracts Over \$25,000	Total	Army	Navy & Marine Corps	Air Force	Other Defense Activities
Fiscal Year 1983	\$ 136,513	\$ 56,314	\$ 689	\$ 59,407	\$ 20,103
Fiscal Year 1982	66,721	21,939	234	30,913	13,635
Fiscal Year 1981	103,627	53,116	859	30,500	19,152

Top Five Contractors Receiving the Largest Dollar Volume of Prime Contract Awards in this State	Total Amount	Major Areas of work
1. Devil's Lake Sioux Mfg. Corp.	\$ 48,460	Camouflage & deception equipment; personal armor.
2. Western Gear Corp.	20,827	R&D for weapons.
3. Turtle Mountain Mfg. Co.	12,476	Trailers.
4. Montana Dakota Utilities Co.	4,573	Gas utilities.
5. Raytheon Service Co.	<u>4,244</u>	Operation of government radar & navigation facility.
Total of Above	\$ 90,580	(66.4% of total awards over \$25,000)

# OHIO



TYPE	ARMY	NAVY	AF
AIR BASE	✳	✳	✳
HOSPITAL	†	†	†
SHIPYARDS & INDUSTRIAL	Ⓢ	Ⓢ	Ⓢ
OTHER (HQS.; TRAINING; ETC.)	⓪	⓪	⓪
DEPOT & SUPPLY	Ⓧ	Ⓧ	Ⓧ

# OHIO

FISCAL YEAR 1983

(DOLLARS IN THOUSANDS)

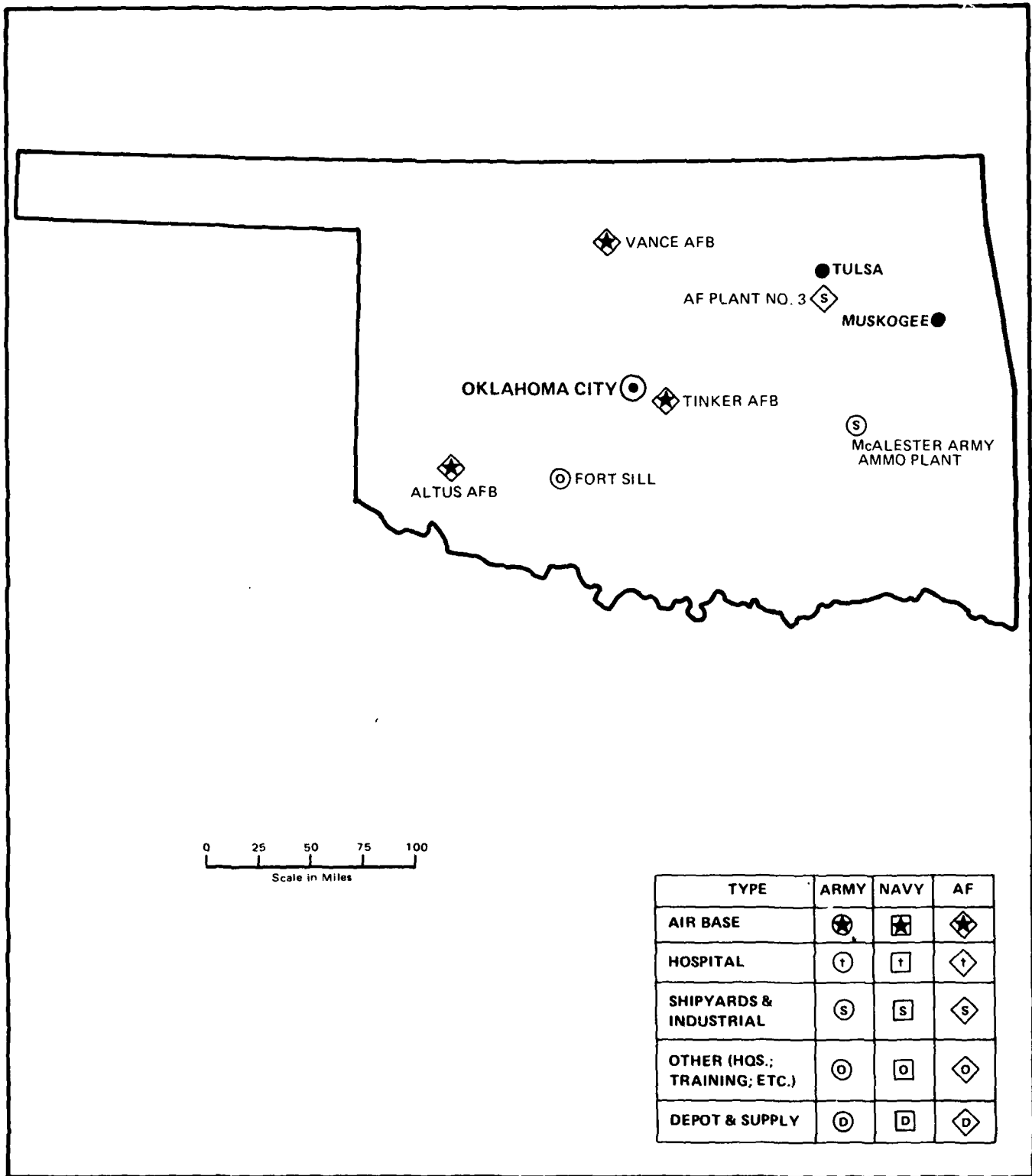
Personnel/Expenditures	Total	Army	Navy & Marine Corps	Air Force	Other Defense Activities
<b>I. Personnel - Total</b>	<b>44,491</b>	<b>2,846</b>	<b>2,523</b>	<b>30,945</b>	<b>8,177</b>
Active Duty Military	11,834	858	956	10,020	-
Civilian	32,657	1,988	1,567	20,925	8,177
<b>II. Expenditures - Total</b>	<b>\$ 4,853,767</b>	<b>\$ 1,452,028</b>	<b>\$ 661,661</b>	<b>\$ 2,358,436</b>	<b>\$ 381,129</b>
<b>A. Payroll Outlays - Total</b>	<b>1,488,858</b>	<b>208,800</b>	<b>113,634</b>	<b>979,224</b>	<b>186,687</b>
Active Duty Military Pay	267,943	22,428	17,326	228,189	-
Civilian Pay	844,692	50,695	32,926	573,871	186,687
Reserve & National Guard Pay	94,903	49,136	12,494	33,273	-
Retired Military Pay	281,320	86,541	50,888	143,891	-
<b>B. Prime Contracts Over \$25,000 - Total</b>	<b>3,364,909</b>	<b>1,243,228</b>	<b>548,027</b>	<b>1,379,212</b>	<b>194,442</b>
Supply Contracts	2,615,236	1,044,902	465,442	938,086	166,806
R&D Contracts	288,788	28,130	16,262	238,520	5,876
Service Contracts	393,632	103,961	66,274	201,776	21,621
Construction Contracts	27,511	26,493	49	830	139
Civil Function Contracts	39,742	39,742	-	-	-

Major Locations of Expenditures	Expenditures			Major Locations of Personnel	Military and Civilian Personnel		
	Total	Payroll Outlays	Prime Contracts		Total	Active Duty Military	Civilian
Cincinnati	\$ 952,537	\$ 23,679	\$ 928,858	Wright-Patterson AFB	25,656	9,323	16,333
Wright Patterson AFB	871,092	676,013	195,079	Whitehall	3,967	-	3,967
Lima	630,173	5,669	624,504	Cleveland	2,826	486	2,340
Akron	309,634	10,512	299,122	Heath	2,549	6	2,543
Cleveland	300,857	70,134	230,723	Kettering	2,535	5	2,530
Columbus	196,792	58,412	138,380	Columbus	1,563	597	966
Dayton	168,861	41,473	127,388	Rickenbacker ANG Base	894	91	803
Whitehall	104,600	104,600	-	Cincinnati	537	245	292
Macksburg	100,011	11	100,000	Dayton	456	360	96
Toledo	90,876	12,315	78,561	Vienna	361	1	360

Prime Contracts Over \$25,000	Total	Army	Navy & Marine Corps	Air Force	Other Defense Activities
Fiscal Year 1983	\$ 3,364,909	\$ 1,243,228	\$ 548,027	\$ 1,379,212	\$ 194,442
Fiscal Year 1982	3,236,822	1,259,626	576,970	1,237,419	162,807
Fiscal Year 1981	2,390,581	1,072,024	389,681	801,497	127,379

Top Five Contractors Receiving the Largest Dollar Volume of Prime Contract Awards in this State	Total Amount	Major Areas of Work
1. General Electric Co.	\$ 907,074	Prod. of aircraft engines and components; R&D. Production of tanks. Comp. for aircraft and weapons; engineering mgmt services. Comp. for naval weapons; engineering management services. Diesel engines.
2. General Dynamics Corp.	705,782	
3. Goodyear Aerospace Corp.	243,328	
4. Gould, Inc.	124,486	
5. White Engines, Inc.	71,198	
Total of Above	\$ 2,051,868	(61.0% of total awards over \$25,000)

# OKLAHOMA



# OKLAHOMA

FISCAL YEAR 1983

(DOLLARS IN THOUSANDS)

Personnel/Expenditures	Total	Army	Navy & Marine Corps	Air Force	Other Defense Activities
I. Personnel - Total	56,624	25,643	294	30,462	225
Active Duty Military	31,875	19,764	211	11,900	-
Civilian	24,749	5,879	83	18,562	225
II. Expenditures - Total	\$ 2,031,077	\$ 720,156	\$ 61,610	\$ 1,006,174	\$ 243,137
A. Payroll Outlays - Total	1,419,467	606,797	44,136	763,178	5,356
Active Duty Military Pay	514,773	299,721	4,268	210,784	-
Civilian Pay	561,343	126,591	2,157	427,239	5,356
Reserve & National Guard Pay	81,557	64,933	3,209	13,415	-
Retired Military Pay	261,794	115,552	34,502	111,740	-
B. Prime Contracts Over \$25,000 - Total	611,610	113,359	17,474	242,996	237,781
Supply Contracts	347,935	9,610	9,132	92,049	237,144
R&D Contracts	3,970	902	398	2,581	89
Service Contracts	206,728	53,965	7,803	144,412	548
Construction Contracts	37,526	33,431	141	3,954	-
Civil Function Contracts	15,451	15,451	-	-	-

Major Locations of Expenditures	Expenditures			Major Locations of Personnel	Military and Civilian Personnel		
	Total	Payroll Outlays	Prime Contracts		Total	Active Duty Military	Civilian
Tinker AFB	\$ 586,057	\$ 513,672	\$ 72,385	Tinker AFB	23,637	6,596	17,041
Fort Sill	448,439	395,280	53,159	Fort Sill	22,812	19,551	3,261
Tulsa	141,879	49,208	92,671	Altus AFB	4,429	3,819	610
Oklahoma City	109,484	73,957	35,527	Vance AFB	1,355	1,235	120
Altus AFB	87,786	76,885	10,901	Oklahoma City	1,219	340	879
Arnett	79,437	81	79,356	Tulsa	1,104	72	1,032
Thomas	71,796	36	71,760	McAlester	999	27	972
Vance AFB	61,579	27,172	34,407	Norman	165	65	100
Lawton	52,232	50,841	1,391	Sallisaw	80	-	80
Ponca City	39,082	2,379	36,703	Stillwater	63	51	12

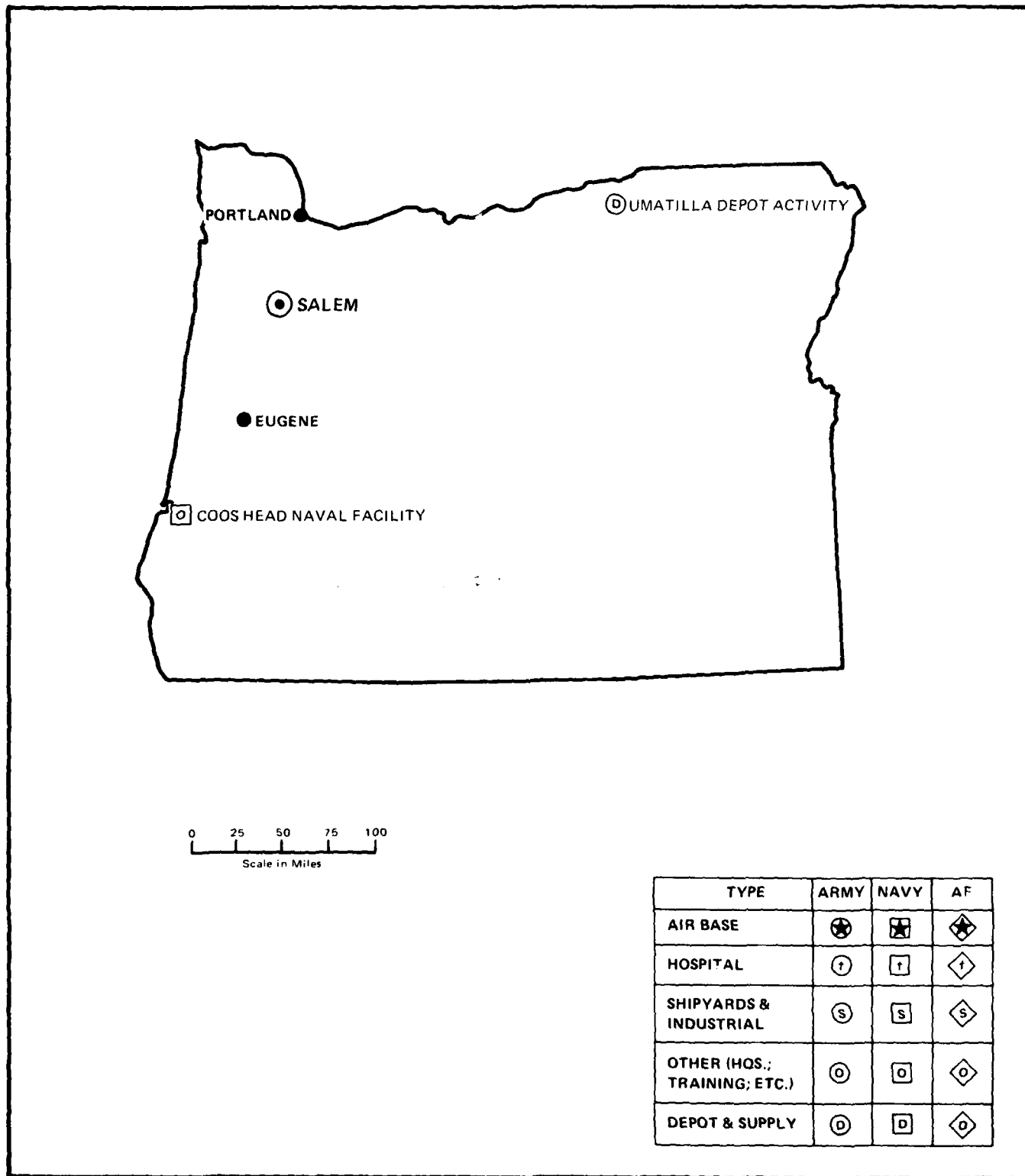
Prime Contracts Over \$25,000	Total	Army	Navy & Marine Corps	Air Force	Other Defense Activities
Fiscal Year 1983	\$ 611,610	\$ 113,359	\$ 17,474	\$ 242,996	\$ 237,781
Fiscal Year 1982	563,196	139,567	20,839	227,139	175,651
Fiscal Year 1981	639,197	102,423	39,514	257,474	239,786

Top Five Contractors Receiving the Largest Dollar Volume of Prime Contract Awards in this State	Total Amount	Major Areas of Work
1. Tonkawa Refining Co.	\$ 79,356	Petroleum.
2. Oklahoma Refining Co.	71,760	Petroleum.
3. McDonnell Douglas Corp.	54,524	Maintenance & repair, aircraft components.
4. Conoco Inc.	36,144	Petroleum.
5. Northrop Worldwide Aircraft Services Inc.	35,043	Maintenance & repair of aircraft.
Total of Above	\$ 276,827	(45.3% of total awards over \$25,000)

# MAP NO. 41

# OREGON



# OREGON

FISCAL YEAR 1983

(DOLLARS IN THOUSANDS)

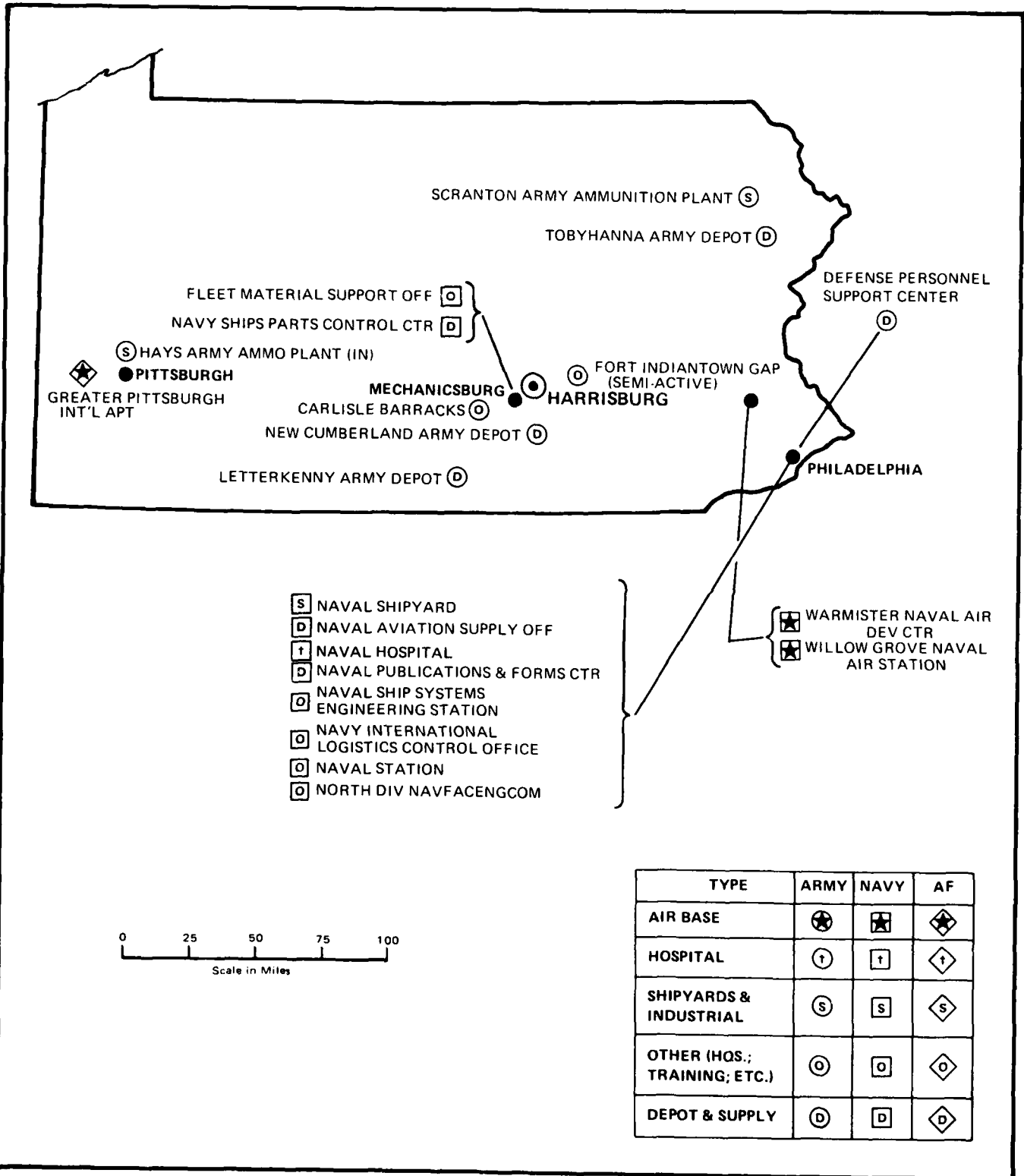
Personnel/Expenditures	Total	Army	Navy & Marine Corps	Air Force	Other Defense Activities
<b>I. Personnel - Total</b>	<u>3,812</u>	<u>2,628</u>	<u>566</u>	<u>569</u>	<u>49</u>
Active Duty Military	770	167	515	88	-
Civilian	3,042	2,461	51	481	49
<b>II. Expenditures - Total</b>	<u>\$ 473,591</u>	<u>\$ 201,305</u>	<u>\$ 115,346</u>	<u>\$ 113,404</u>	<u>\$ 43,536</u>
<b>A. Payroll Outlays - Total</b>	<u>292,847</u>	<u>136,653</u>	<u>69,280</u>	<u>85,741</u>	<u>1,173</u>
Active Duty Military Pay	15,620	5,306	8,354	1,960	-
Civilian Pay	81,658	66,669	1,229	12,587	1,173
Reserve & National Guard Pay	34,405	19,568	5,493	9,344	-
Retired Military Pay	161,164	45,110	54,204	61,850	-
<b>B. Prime Contracts Over \$25,000 - Total</b>	<u>180,744</u>	<u>64,652</u>	<u>46,066</u>	<u>27,663</u>	<u>42,363</u>
Supply Contracts	99,000	10,955	30,089	18,699	39,995
R&D Contracts	6,809	871	4,001	881	1,056
Service Contracts	28,363	7,253	11,715	8,083	1,312
Construction Contracts	4,034	3,733	261	-	-
Civil Function Contracts	41,800	41,800	-	-	-

Major Locations of Expenditures	Expenditures			Major Locations of Personnel	Military and Civilian Personnel		
	Total	Payroll Outlays	Prime Contracts		Total	Active Duty Military	Civilian
Portland	\$ 119,830	\$ 82,847	\$ 36,983	Portland	2,074	372	1,702
Beaverton	54,689	3,594	51,095	Hermiston	268	-	268
Salem	19,366	16,574	2,792	Salem	213	40	173
Coos Bay	15,484	2,326	13,158	Bonneville	150	-	160
Metzger	15,136	15,136	-	Coos Bay	120	116	4
Corvallis	11,491	6,777	4,714	Umatilla	105	8	97
Eugene	8,429	5,820	2,609	Clackamas	97	-	97
Grants Pass	8,405	5,457	2,948	The Dalles	97	2	95
Hermiston	7,915	6,918	997	Rufus	90	-	90
McMinnville	7,752	1,490	6,262	Corvallis	84	78	6

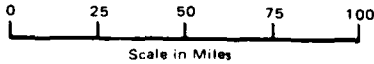
Prime Contracts Over \$25,000	Total	Army	Navy & Marine Corps	Air Force	Other Defense Activities
Fiscal Year 1983	\$ 180,744	\$ 64,652	\$ 46,066	\$ 27,663	\$ 42,363
Fiscal Year 1982	207,900	70,900	72,709	20,024	44,267
Fiscal Year 1981	152,948	66,797	30,768	19,603	35,780

Top Five Contractors Receiving the Largest Dollar Volume of Prime Contract Awards in this State	Total Amount	Major Areas of Work
1. Tektronix, Inc.	\$ 50,007	Electronic equipment.
2. Chambers Fuel Oil, Inc.	10,139	Petroleum.
3. Northwest Marine Iron Works	7,842	Maintenance and repair of naval vessels.
4. Evergreen International Airlines	7,679	Air passenger and freight service.
5. Coast Marine Con Knappton Towboat Co.	6,048	Construction/conservation structures.
Total of Above	\$ 81,715	(45.2% of total awards over \$25,000)

# PENNSYLVANIA



- S** NAVAL SHIPYARD
- D** NAVAL AVIATION SUPPLY OFF
- †** NAVAL HOSPITAL
- D** NAVAL PUBLICATIONS & FORMS CTR
- Q** NAVAL SHIP SYSTEMS ENGINEERING STATION
- O** NAVY INTERNATIONAL LOGISTICS CONTROL OFFICE
- Q** NAVAL STATION
- Q** NORTH DIV NAVFACENCOM



TYPE	ARMY	NAVY	AF
AIR BASE	★	✪	✦
HOSPITAL	†	†	†
SHIPYARDS & INDUSTRIAL	S	S	S
OTHER (HQS.; TRAINING; ETC.)	O	O	O
DEPOT & SUPPLY	D	D	D

# PENNSYLVANIA

FISCAL YEAR 1983

(DOLLARS IN THOUSANDS)

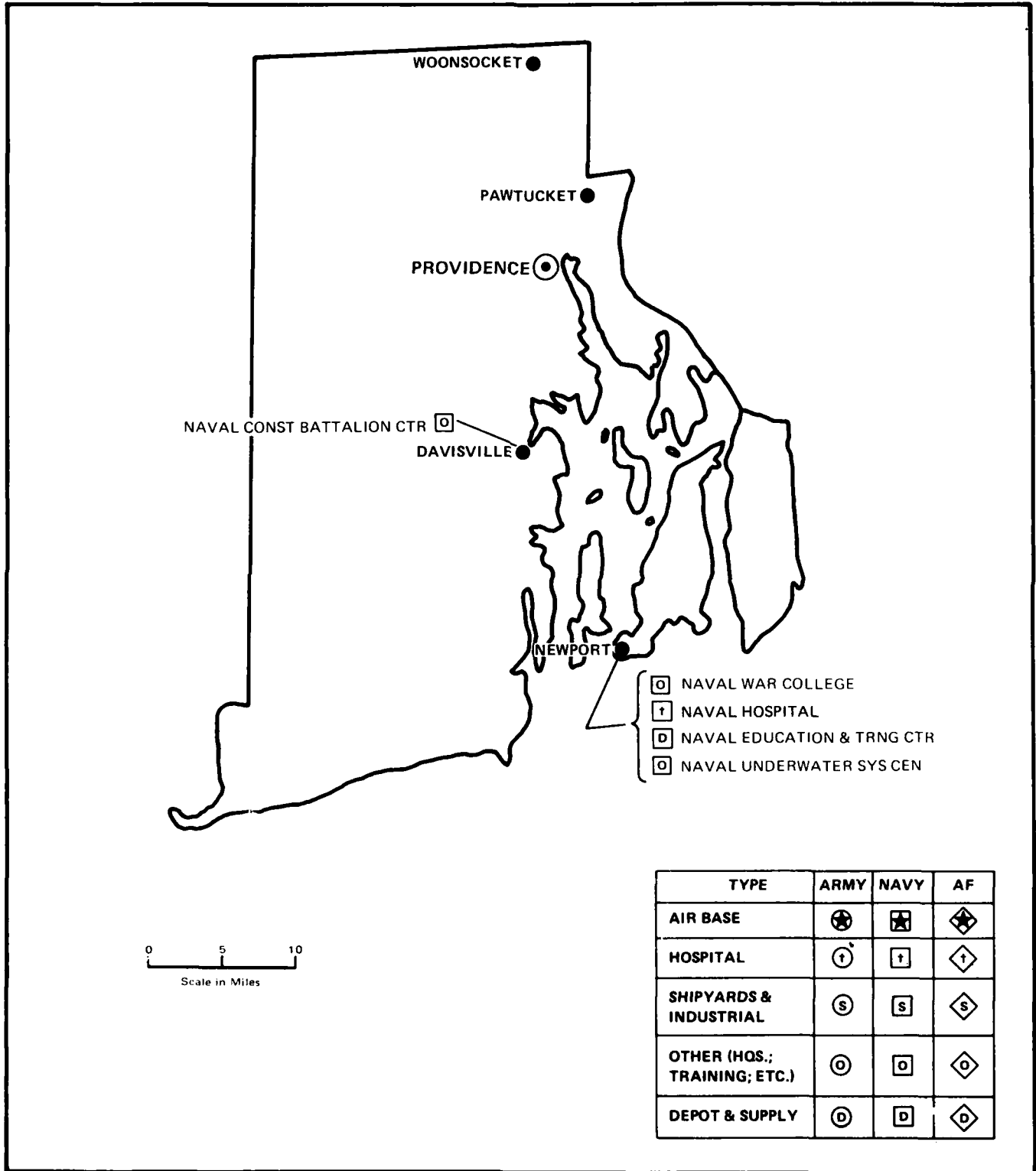
Personnel/Expenditures	Total	Army	Navy & Marine Corps	Air Force	Other Defense Activities
I. Personnel - Total	61,982	20,713	31,305	2,239	7,725
Active Duty Military	7,997	2,178	5,442	377	-
Civilian	53,985	18,535	25,863	1,862	7,725
II. Expenditures - Total	\$ 5,404,484	\$ 1,896,074	\$ 2,059,815	\$ 765,476	\$ 682,092
A. Payroll Outlays - Total	2,075,778	824,403	907,308	176,534	166,506
Active Duty Military Pay	221,431	64,890	146,644	9,897	-
Civilian Pay	1,249,202	413,245	627,684	40,740	166,506
Reserve & National Guard Pay	252,462	192,945	30,829	28,688	-
Retired Military Pay	352,683	153,323	102,151	97,209	-
B. Prime Contracts Over \$25,000 - Total	3,328,706	1,071,671	1,152,507	588,942	515,586
Supply Contracts	2,507,226	889,448	748,188	402,660	466,930
R&D Contracts	403,018	56,499	154,705	164,794	27,020
Service Contracts	370,788	79,647	248,286	21,219	21,636
Construction Contracts	7,739	6,142	1,328	269	-
Civil Function Contracts	39,935	39,935	-	-	-

Major Locations of Expenditures	Expenditures			Major Locations of Personnel	Military and Civilian Personnel		
	Total	Payroll Outlays	Prime Contracts		Total	Active Duty Military	Civilian
Philadelphia	\$ 1,415,040	\$ 720,218	\$ 694,822	Philadelphia	28,048	3,608	24,440
Pittsburgh	361,431	44,274	317,157	Mechanicsburg	6,767	182	6,585
King of Prussia	276,607	3,303	273,304	Letterkenney Army Depot	5,561	141	5,420
Ridley Park	243,456	2,804	240,652	Tobyhanna	4,445	65	4,380
Mechanicsburg	182,504	164,760	17,744	New Cumberland A.D.	4,201	-	4,201
York	161,599	3,687	157,912	Warminster	2,591	258	2,333
Indiantown Gap	158,489	158,489	-	Willow Grove	1,586	1,111	475
Letterkenney Army Depot	129,270	129,270	-	Pittsburgh	1,555	547	1,008
Warminster	122,872	80,830	42,042	Indiantown Gap	1,285	227	1,058
New Cumberland Army Dep	113,946	93,730	20,216	Carlisle Barracks	1,208	601	607

Prime Contracts Over \$25,000	Total	Army	Navy & Marine Corps	Air Force	Other Defense Activities
Fiscal Year 1983	\$ 3,328,706	\$ 1,071,671	\$ 1,152,507	\$ 588,942	\$ 515,586
Fiscal Year 1982	2,966,967	980,739	998,597	438,184	549,447
Fiscal Year 1981	2,321,680	799,658	630,519	369,234	522,269

Top Five Contractors Receiving the Largest Dollar Volume of Prime Contract Awards in this State	Total Amount	Major Areas of Work
1. Westinghouse Electric Corp.	\$ 633,505	Production of nuclear reactors; R&D.
2. General Electric Co.	406,961	Components, maintenance and repair of aircraft; R&D.
3. Boeing Vertol Co.	269,881	Components, maintenance and repair of helicopters.
4. Harsco Corp.	135,636	Production of armored fighting vehicles.
5. General Defense Corp.	96,857	Ammunition.
Total of Above	\$ 1,542,840	(46.3% of total awards over \$25,000)

# RHODE ISLAND



# RHODE ISLAND

FISCAL YEAR 1983

(DOLLARS IN THOUSANDS)

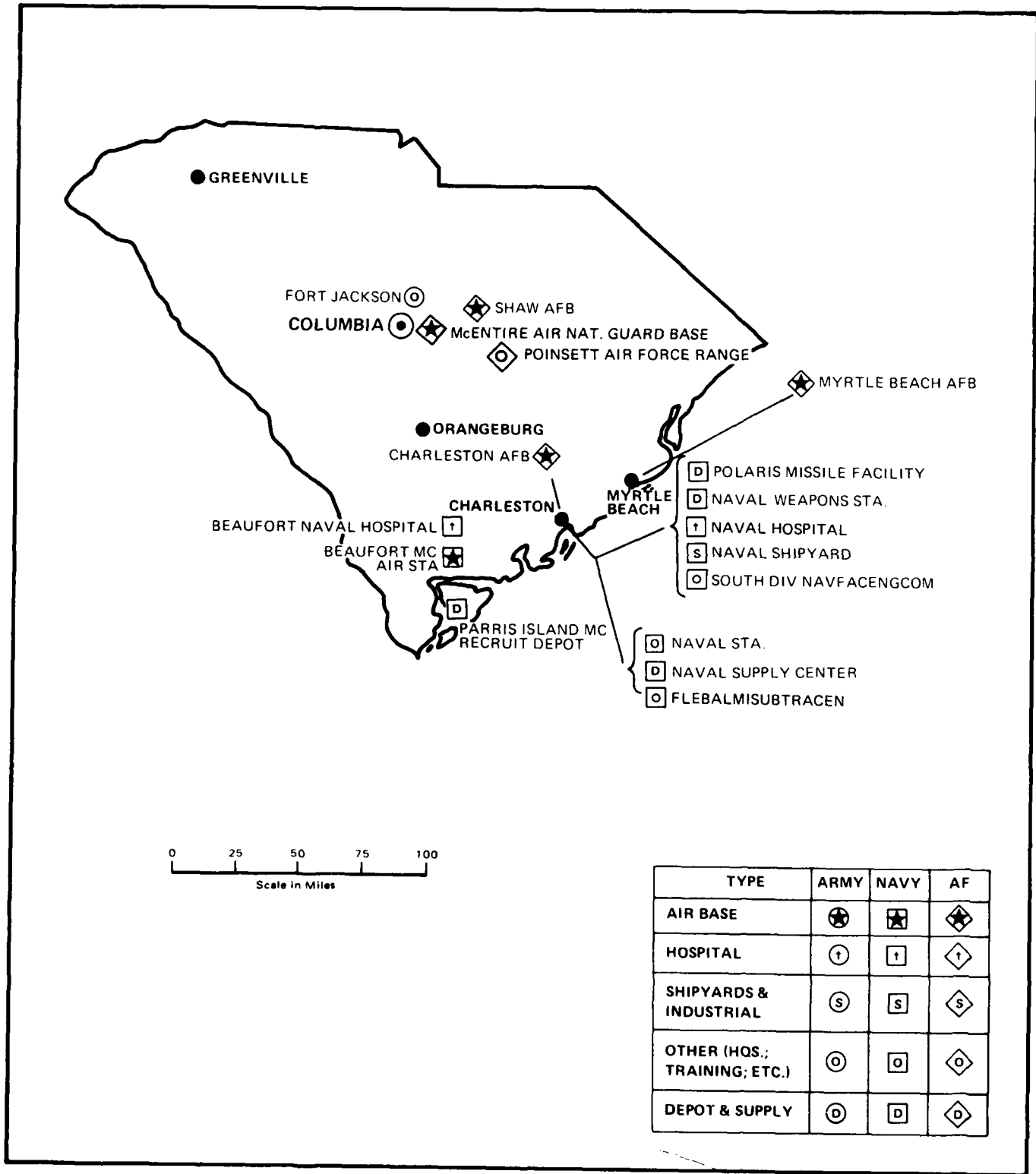
Personnel/Expenditures	Total	Army	Navy & Marine Corps	Air Force	Other Defense Activities
I. Personnel - Total	8,086	374	7,116	305	291
Active Duty Military	3,974	106	3,813	55	-
Civilian	4,112	268	3,303	250	291
II. Expenditures - Total	\$ 677,029	\$ 79,999	\$ 501,416	\$ 23,895	\$ 71,719
A. Payroll Outlays - Total	295,571	34,114	234,405	19,466	7,586
Active Duty Military Pay	114,684	4,955	107,915	1,814	-
Civilian Pay	107,574	6,784	87,796	5,408	7,586
Reserve & National Guard Pay	18,622	9,836	4,148	4,638	-
Retired Military Pay	54,691	12,539	34,546	7,606	-
B. Prime Contracts Over \$25,000 - Total	381,458	45,885	267,011	4,429	64,133
Supply Contracts	200,816	43,047	92,271	4,162	61,336
R&D Contracts	57,552	785	56,543	224	-
Service Contracts	117,704	1,030	113,834	43	2,797
Construction Contracts	4,432	69	4,363	-	-
Civil Function Contracts	954	954	-	-	-

Major Locations of Expenditures	Expenditures			Major Locations of Personnel	Military and Civilian Personnel		
	Total	Payroll Outlays	Prime Contracts		Total	Active Duty Military	Civilian
Newport	\$ 252,628	\$ 192,949	\$ 59,679	Newport	6,877	3,777	3,100
Portsmouth	176,685	4,016	172,669	Providence	511	139	372
Providence	51,652	41,148	10,504	Davisville	234	17	217
Esmond	41,862	884	40,978	Quonset Point	214	4	210
Middletown	23,624	2,100	21,524	Slatersville	33	-	33
Westerly	18,803	1,473	17,330	Coventry	32	2	30
Bradford	11,793	128	11,665	Esmond	29	-	29
Bristol	9,375	1,331	8,044	Warwick	22	9	13
Warwick	8,761	6,067	2,694	East Greenwich	20	1	19
Pawtucket	7,759	2,343	5,416	Portsmouth	18	1	17

Prime Contracts Over \$25,000	Total	Army	Navy & Marine Corps	Air Force	Other Defense Activities
Fiscal Year 1983	\$ 381,458	\$ 45,885	\$ 267,011	\$ 4,429	\$ 64,133
Fiscal Year 1982	273,728	49,435	174,937	3,712	45,644
Fiscal Year 1981	227,966	30,521	156,767	3,541	37,137

Top Five Contractors Receiving the Largest Dollar Volume of Prime Contract Awards in this State	Total Amount	Major Areas of Work
1. Raytheon Co.	\$ 171,989	Radar and sonar equipment; R&D.
2. Mine Safety Appliances Co.	40,978	Safety & rescue equipment.
3. Tan Tex Industries Corp.	17,978	Textiles.
4. Miner Industries	7,123	Clothing.
5. Systems Consultants, Inc.	6,900	Training equipment; systems engineering.
Total of Above	\$ 244,968	(64.2% of total awards over \$25,000)

# SOUTH CAROLINA



# SOUTH CAROLINA

FISCAL YEAR 1983

(DOLLARS IN THOUSANDS)

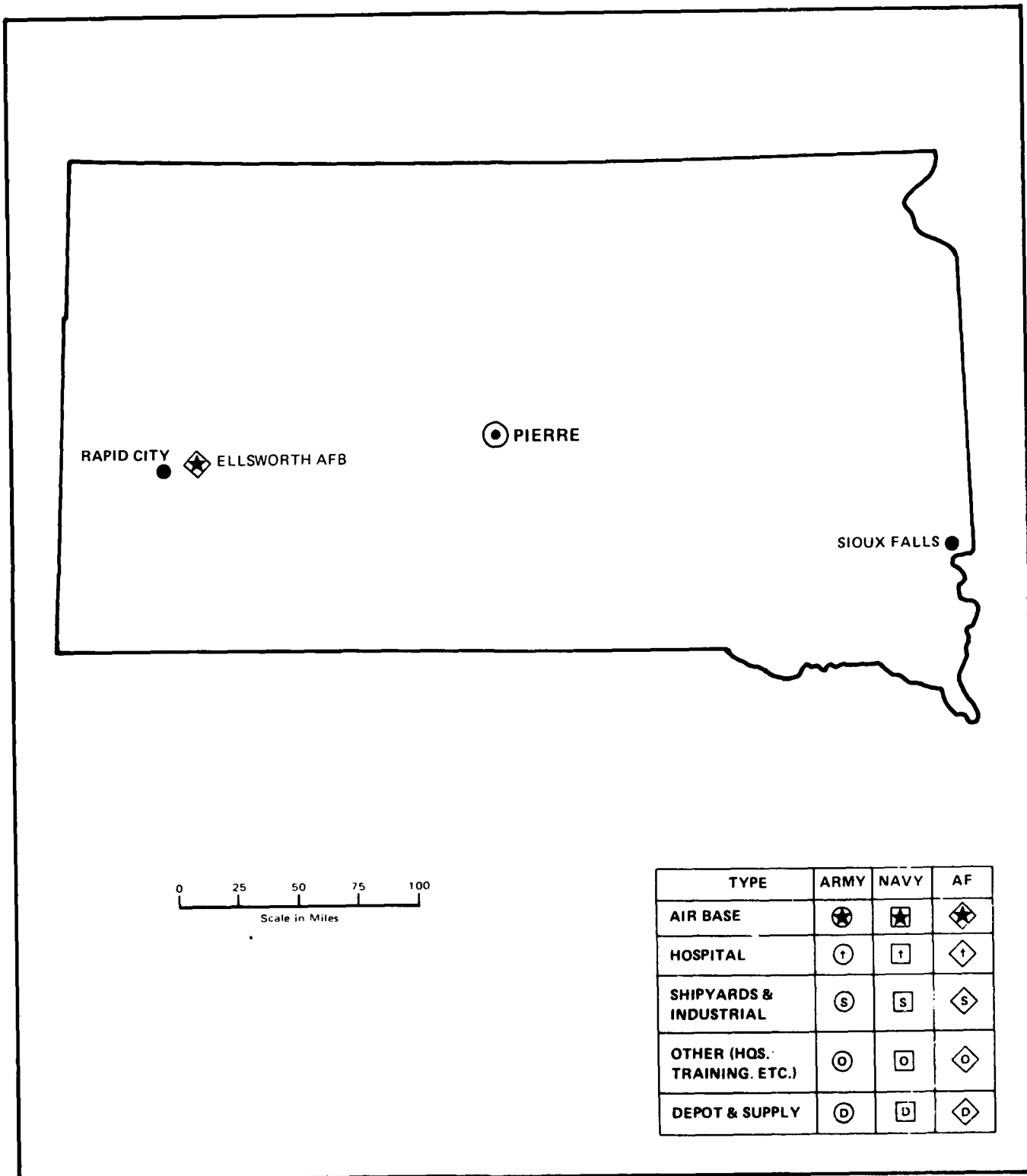
Personnel/Expenditures	Total	Army	Navy & Marine Corps	Air Force	Other Defense Activities
<b>I. Personnel - Total</b>	<u>70,067</u>	<u>20,152</u>	<u>33,965</u>	<u>15,833</u>	<u>117</u>
Active Duty Military	50,264	17,015	19,947	13,302	-
Civilian	19,803	3,137	14,018	2,531	117
<b>II. Expenditures - Total</b>	<u>\$ 2,409,911</u>	<u>\$ 589,997</u>	<u>\$ 1,258,817</u>	<u>\$ 477,899</u>	<u>\$ 83,198</u>
<b>A. Payroll Outlays - Total</b>	<u>2,009,967</u>	<u>467,841</u>	<u>1,115,380</u>	<u>424,182</u>	<u>2,564</u>
Active Duty Military Pay	1,075,935	195,472	655,757	224,706	-
Civilian Pay	462,499	66,249	343,947	49,739	2,564
Reserve & National Guard Pay	103,692	66,984	22,099	14,609	-
Retired Military Pay	367,841	139,136	93,577	135,128	-
<b>B. Prime Contracts Over \$25,000     Total</b>	<u>399,944</u>	<u>122,156</u>	<u>143,437</u>	<u>53,717</u>	<u>80,634</u>
Supply Contracts	151,308	44,449	27,406	2,222	77,231
R&D Contracts	2,499	414	241	777	1,067
Service Contracts	157,102	28,399	76,261	50,106	2,336
Construction Contracts	42,822	2,681	39,529	612	-
Civil Function Contracts	46,213	46,213	-	-	-

Major Locations of Expenditures	Expenditures			Major Locations of Personnel	Military and Civilian Personnel		
	Total	Payroll Outlays	Prime Contracts		Total	Active Duty Military	Civilian
Charleston	\$ 943,296	\$ 800,297	\$ 142,999	Fort Jackson	18,909	16,742	2,167
Fort Jackson	287,620	263,384	24,236	Charleston	18,749	5,706	13,043
Parris Island	187,924	177,064	10,860	Parris Island	10,571	10,015	556
Columbia	125,221	100,501	24,720	Shaw AFB	6,179	5,609	570
Shaw AFB	121,657	109,088	12,569	Charleston AFB	5,448	4,170	1,278
Beaufort	105,449	95,631	9,818	Beaufort	4,727	4,086	641
Charleston AFB	99,780	99,780	-	Myrtle Beach AFB	3,933	3,494	439
Myrtle Beach AFB	80,843	74,268	6,575	Columbia	548	257	291
Sumter	27,446	22,575	4,871	Eastover	327	3	324
Greenville	23,202	16,519	6,683	Greenville	107	51	56

Prime Contracts Over \$25,000	Total	Army	Navy & Marine Corps	Air Force	Other Defense Activities
Fiscal Year 1983	\$ 399,944	\$ 122,156	\$ 143,437	\$ 53,717	\$ 80,634
Fiscal Year 1982	394,657	141,331	111,262	30,723	111,341
Fiscal Year 1981	460,161	111,187	153,372	26,419	169,183

Top Five Contractors Receiving the Largest Dollar Volume of Prime Contract Awards in this State	Total Amount	Major Areas of Work
1. American Development Corp.	\$ 36,887	Maintenance of buildings; drafting instruments.
2. Braswell Shipyards, Inc.	23,800	Construction of cargo and tender vessels.
3. F N Mfg. Inc.	19,619	Weapons.
4. Detyens Shipyards, Inc.	17,104	Maintenance and repair of ships.
5. Southern Packaging & Storage Co.	<u>16,383</u>	Subsistence.
Total of Above	\$ 113,793	(28.5% of total awards over \$25,000)


# SOUTH DAKOTA





# 2 OF 2

# AD-A144 764



MICROCOPY RESOLUTION TEST CHART  
NATIONAL BUREAU OF STANDARDS 1963 A

THIS REPORT IS UNCLASSIFIED AND  
ITS DISTRIBUTION IS UNLIMITED

# SOUTH DAKOTA

FISCAL YEAR 1983

(DOLLARS IN THOUSANDS)

Personnel/Expenditures	Total	Army	Navy & Marine Corps	Air Force	Other Defense Activities
I. Personnel - Total	7,734	522	17	7,181	14
Active Duty Military	6,515	70	17	6,428	-
Civilian	1,219	452	-	753	14
II. Expenditures - Total	\$ 216,714	\$ 49,716	\$ 4,702	\$ 150,216	\$ 12,080
A. Payroll Outlays - Total	174,303	33,865	4,485	135,630	323
Active Duty Military Pay	104,983	2,438	322	102,223	-
Civilian Pay	25,562	12,474	-	12,765	323
Reserve & National Guard Pay	15,454	11,726	567	3,161	-
Retired Military Pay	28,304	7,227	3,596	17,481	-
B. Prime Contracts Over \$25,000 - Total	42,411	15,851	217	14,586	11,757
Supply Contracts	15,757	3,508	86	406	11,757
R&D Contracts	271	140	131	-	-
Service Contracts	14,293	210	-	14,083	-
Construction Contracts	2,129	2,032	-	97	-
Civil Function Contracts	9,961	9,961	-	-	-

Major Locations of Expenditures	Expenditures			Major Locations of Personnel	Military and Civilian Personnel		
	Total	Payroll Outlays	Prime Contracts		Total	Active Duty Military	Civilian
Ellsworth AFB	\$ 127,152	\$ 112,497	\$ 14,655	Ellsworth AFB	6,950	6,407	543
Rapid City	18,461	17,408	1,053	Sioux Falls	289	45	244
Sioux Falls	14,613	10,581	4,032	Rapid City	168	25	143
Pierre	10,095	3,632	6,463	Pierre	84	4	80
Wagner	4,983	549	4,434	Pickstown	51	-	51
Pickstown	3,212	1,516	1,596	Fort Thompson	38	-	38
Aberdeen	3,166	1,455	1,671	Mitchell	35	2	33
Mitchell	3,138	2,327	811	Brookings	25	15	10
Brookings	3,041	2,073	968	Huron	10	1	9
Yankton	2,084	732	1,352	Sturges	10	-	10

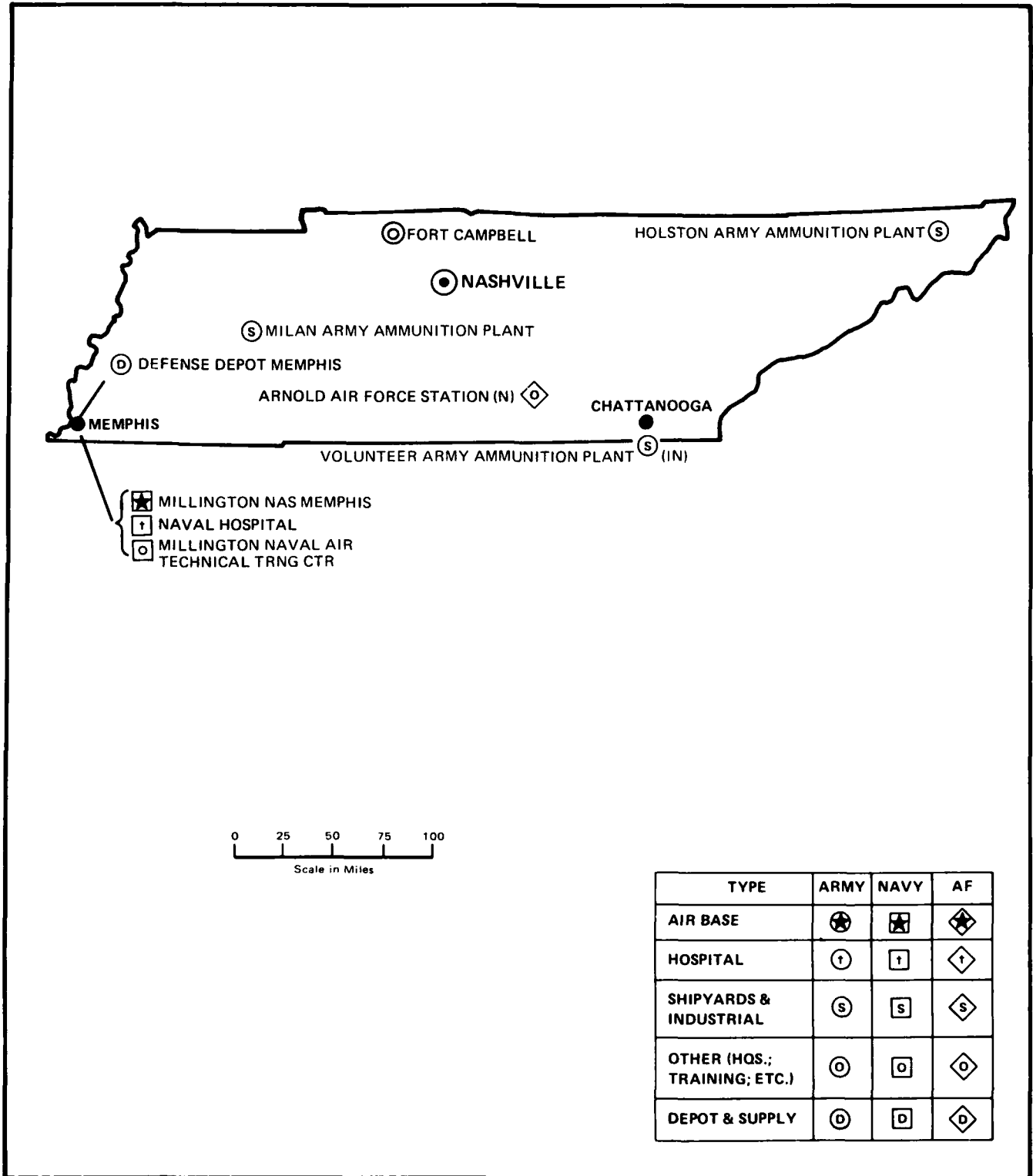
  

Prime Contracts Over \$25,000	Total	Army	Navy & Marine Corps	Air Force	Other Defense Activities
Fiscal Year 1983	\$ 42,411	\$ 15,851	\$ 217	\$ 14,586	\$ 11,757
Fiscal Year 1982	49,205	22,471	196	14,189	12,349
Fiscal Year 1981	52,472	30,857	534	9,156	11,925

Top Five Contractors Receiving the Largest Dollar Volume of Prime Contract Awards in this State	Total Amount	Major Areas of Work
1. General Electric Co.	\$ 5,120	Construction/dams.
2. Yankton Sioux Industries	4,512	Subsistence.
3. Montana Dakota Utilities Co.	2,788	Gas utilities.
4. Minnesota Mining & Mfg. Co.	2,526	Safety & rescue equipment; medical supplies.
5. Raven Industries, Inc.	2,523	Special purpose clothing; radio and TV equipment.
Total of Above	\$ 17,469	(41.2% of total awards over \$25,000)

# TENNESSEE



TYPE	ARMY	NAVY	AF
AIR BASE	⊕	⊗	⊠
HOSPITAL	Ⓜ	Ⓜ	Ⓜ
SHIPYARDS & INDUSTRIAL	Ⓢ	Ⓢ	Ⓢ
OTHER (HQS.; TRAINING; ETC.)	Ⓞ	Ⓞ	Ⓞ
DEPOT & SUPPLY	Ⓣ	Ⓣ	Ⓣ

# TENNESSEE

FISCAL YEAR 1983

(DOLLARS IN THOUSANDS)

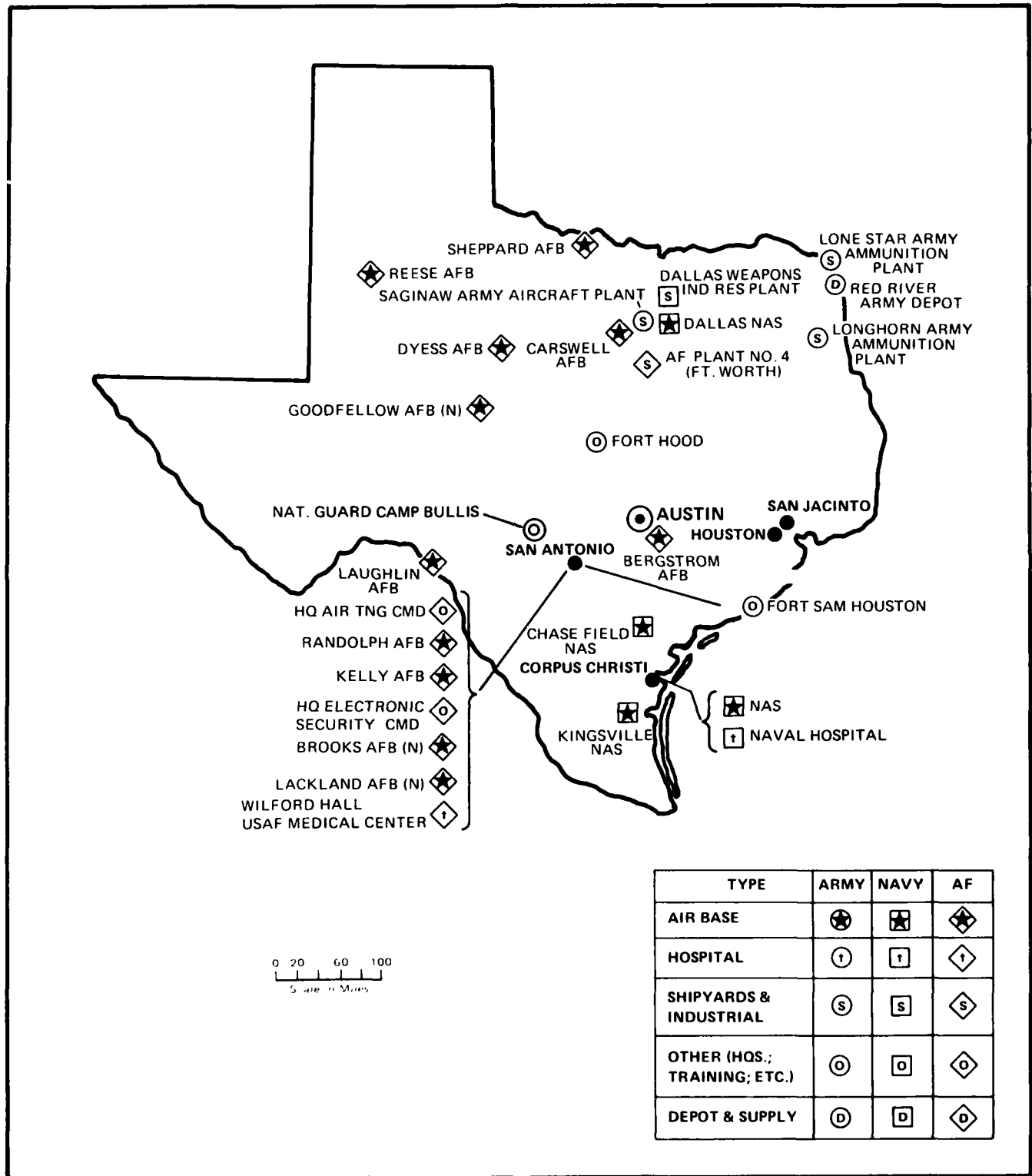
Personnel/Expenditures	Total	Army	Navy & Marine Corps	Air Force	Other Defense Activities
I. Personnel - Total	19,484	3,235	12,209	1,299	2,741
Active Duty Military	11,831	388	11,083	360	-
Civilian	7,653	2,847	1,126	939	2,741
II. Expenditures - Total	\$ 1,537,682	\$ 578,268	\$ 333,052	\$ 390,086	\$ 236,086
A. Payroll Outlays - Total	709,367	229,340	280,220	145,214	54,403
Active Duty Military Pay	188,390	11,112	168,543	8,735	-
Civilian Pay	171,650	67,643	25,061	24,353	54,403
Reserve & National Guard Pay	64,889	37,519	11,823	15,547	-
Retired Military Pay	284,438	113,066	74,793	96,579	-
B. Prime Contracts Over \$25,000 - Total	828,315	348,928	52,832	244,872	181,683
Supply Contracts	346,133	94,053	11,110	63,724	177,246
R&D Contracts	96,804	9,483	1,723	85,523	75
Service Contracts	285,346	159,340	26,374	95,413	4,219
Construction Contracts	62,893	48,913	13,625	212	143
Civil Function Contracts	37,139	37,139	-	-	-

Major Locations of Expenditures	Expenditures			Major Locations of Personnel	Military and Civilian Personnel		
	Total	Payroll Outlays	Prime Contracts		Total	Active Duty Military	Civilian
Millington	\$ 216,493	\$ 195,686	\$ 20,807	Millington	11,665	10,598	1,067
Memphis	207,835	137,512	70,323	Memphis	4,303	308	3,995
Arnold AFS (EDC)	185,504	10,522	174,982	Nashville	1,397	384	1,013
Milan	100,908	2,040	98,868	Knoxville	430	123	307
Nashville	71,366	53,041	18,325	Arnold AFS	396	171	225
Kingsport	57,587	7,358	50,229	Chattanooga	115	46	69
Knoxville	56,562	31,932	24,630	Kingsport	89	20	69
Tullahoma	56,273	4,947	51,326	Smyrna	81	4	77
Bristol	54,104	2,787	51,317	Milan	71	7	64
Huntsville	46,041	52	45,989	Hendersonville	68	-	68

Prime Contracts Over \$25,000	Total	Army	Navy & Marine Corps	Air Force	Other Defense Activities
Fiscal Year 1983	\$ 828,315	\$ 348,928	\$ 52,832	\$ 244,872	\$ 181,683
Fiscal Year 1982	682,710	293,441	34,017	192,242	163,010
Fiscal Year 1981	503,504	181,137	27,087	137,009	158,271

Top Five Contractors Receiving the Largest Dollar Volume of Prime Contract Awards in this State	Total Amount	Major Areas of Work
1. Martin Marietta Aluminum Sales, Inc.	\$ 93,583	Operation of government ammunition facility.
2. Pan American World Services, Inc.	62,535	Operation of government facility; R&D.
3. Raytheon Co.	51,149	Production of missiles.
4. Holston Defense Corp.	49,085	Operation of government ammunition facility.
5. Sverdrup Technology, Inc.	47,080	Other R&D.
Total of Above	\$ 303,432	(36.6% of total awards over \$25,000)

# TEXAS



# TEXAS

FISCAL YEAR 1983

(DOLLARS IN THOUSANDS)

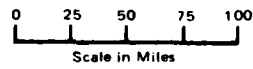
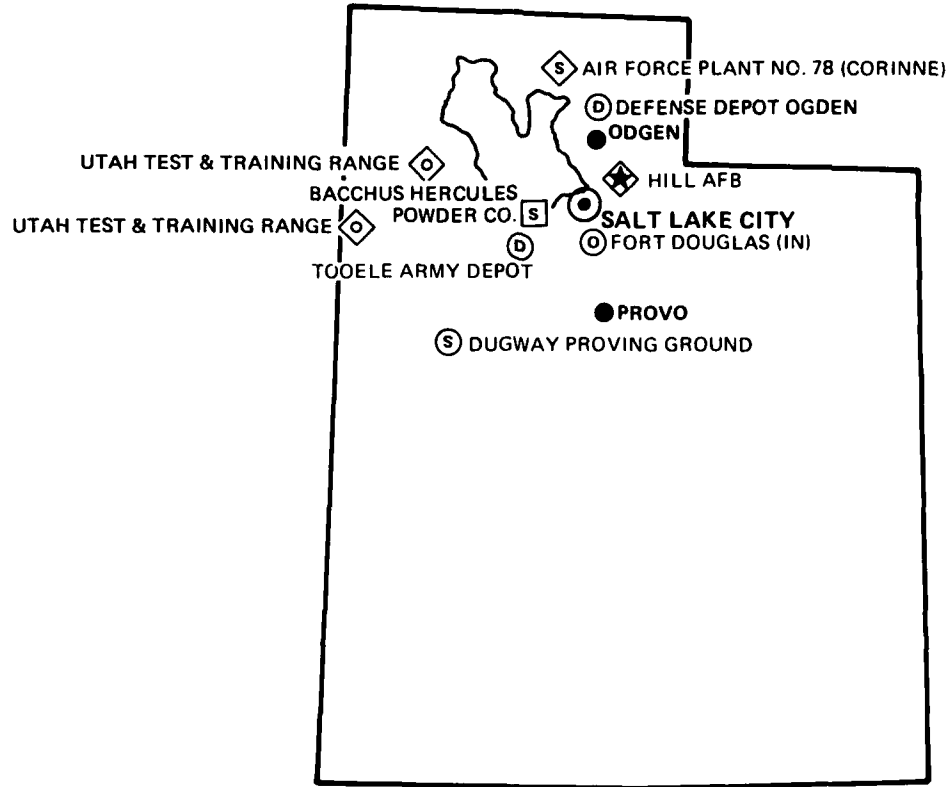
Personnel/Expenditures	Total	Army	Navy & Marine Corps	Air Force	Other Defense Activities
I. Personnel - Total	196,205	92,251	11,097	90,760	2,097
Active Duty Military	133,406	64,901	8,853	59,652	-
Civilian	62,799	27,350	2,244	31,108	2,097
II. Expenditures - Total	\$ 13,556,308	\$ 3,894,077	\$ 1,480,053	\$ 6,000,113	\$ 2,181,442
A. Payroll Outlays - Total	5,327,429	2,351,778	421,431	2,500,851	52,746
Active Duty Military Pay	2,283,714	1,105,798	164,267	1,013,649	-
Civilian Pay	1,335,346	570,069	49,130	662,778	52,746
Reserve & National Guard Pay	194,371	119,280	32,890	42,201	-
Retired Military Pay	1,513,998	556,631	175,144	782,223	-
B. Prime Contracts Over \$25,000 - Total	8,228,879	1,542,299	1,058,622	3,499,262	2,128,696
Supply Contracts	5,955,161	694,292	462,924	2,692,192	2,105,753
R&D Contracts	629,350	201,349	91,689	322,956	13,356
Service Contracts	1,355,744	373,840	499,594	472,723	9,587
Construction Contracts	163,522	147,716	4,415	11,391	-
Civil Function Contracts	125,102	125,102	-	-	-

Major Locations of Expenditures	Expenditures			Major Locations of Personnel	Military and Civilian Personnel		
	Total	Payroll Outlays	Prime Contracts		Total	Active Duty Military	Civilian
Ft. Worth	\$ 2,744,440	\$ 105,032	\$ 2,639,408	Fort Hood	42,019	37,550	4,469
Dallas	1,342,695	136,874	1,205,821	Kelly AFB	21,623	3,941	17,682
Fort Hood	784,333	673,589	110,744	Fort Bliss	20,426	17,187	3,239
Corpus Christi	609,336	206,332	403,004	Lackland AFB	20,314	17,976	2,338
San Antonio	573,623	415,556	158,067	Fort Sam Houston	13,364	8,362	5,002
Kelly AFB	548,819	484,631	64,188	Sheppard AFB	9,049	7,502	1,547
Abilene	490,470	25,892	464,578	Randolph AFB	7,951	5,218	2,733
Fort Bliss	418,585	356,863	61,722	Corpus Christi	7,578	2,540	5,038
Houston	417,647	81,668	335,979	Red River Army Depot	6,381	70	6,311
Fort Sam Houston	351,248	313,248	38,000	Bergstrom AFB	6,042	5,093	949

Prime Contracts Over \$25,000	Total	Army	Navy & Marine Corps	Air Force	Other Defense Activities
Fiscal Year 1983	\$ 8,228,879	\$ 1,542,299	\$ 1,058,622	\$ 3,499,262	\$ 2,128,696
Fiscal Year 1982	6,716,763	1,283,655	836,689	2,696,112	1,900,307
Fiscal Year 1981	7,369,671	1,142,975	655,176	2,690,858	2,880,662

Top Five Contractors Receiving the Largest Dollar Volume of Prime Contract Awards in this State	Total Amount	Major Areas of Work
1. General Dynamics Corp.	\$ 2,041,682	Aircraft prod., comps.; radar; R&D.
2. Texas Instruments, Inc.	640,319	Aircraft comp; missile prod. and comps; night vision equipment; R&D.
3. Vought Corp.	498,244	Aircraft maint., repair, missile components; R&D.
4. Pride Refining Co.	456,888	Petroleum.
5. Textron, Inc.	417,899	Helicopter comp. & repair; R&D.
Total of Above	\$ 4,055,032	(49.3% of total awards over \$25,000)

# UTAH



TYPE	ARMY	NAVY	AF
AIR BASE	✈	✈	✈
HOSPITAL	†	†	†
SHIPYARDS & INDUSTRIAL	Ⓢ	Ⓢ	Ⓢ
OTHER (HQS.; TRAINING; ETC.)	⊙	⊙	⊙
DEPOT & SUPPLY	Ⓛ	Ⓛ	Ⓛ

# UTAH

FISCAL YEAR 1983

(DOLLARS IN THOUSANDS)

Personnel/Expenditures	Total	Army	Navy & Marine Corps	Air Force	Other Defense Activities
I. Personnel - Total	28,397	5,753	149	20,323	2,172
Active Duty Military	6,241	586	67	5,588	-
Civilian	22,156	5,167	82	14,735	2,172
II. Expenditures - Total	\$ 1,441,489	\$ 232,535	\$ 45,999	\$ 899,847	\$ 263,060
A. Payroll Outlays - Total	719,265	178,171	20,344	476,168	44,534
Active Duty Military Pay	110,378	13,646	1,354	95,378	-
Civilian Pay	495,046	121,174	2,515	326,775	44,534
Reserve & National Guard Pay	32,817	19,063	2,474	11,280	-
Retired Military Pay	81,024	24,288	14,001	42,735	-
B. Prime Contracts Over \$25,000 - Total	722,224	54,364	25,655	423,679	218,526
Supply Contracts	327,016	19,663	16,771	75,950	214,632
R&D Contracts	254,391	4,382	1,689	246,009	2,311
Service Contracts	123,668	14,025	7,195	101,580	868
Construction Contracts	13,900	13,045	-	140	715
Civil Function Contracts	3,249	3,249	-	-	-

Major Locations of Expenditures	Expenditures			Major Locations of Personnel	Military and Civilian Personnel		
	Total	Payroll Outlays	Prime Contracts		Total	Active Duty Military	Civilian
Hill AFB	\$ 497,862	\$ 412,986	\$ 84,876	Hill AFB	19,880	5,416	14,464
Salt Lake City	305,094	33,949	271,145	Tooele Army Depot	4,002	82	3,920
Brigham City	152,231	2,562	149,669	Ogden	1,970	39	1,931
Magna	104,110	2,448	101,662	Dugway	1,048	298	750
Tooele Army Depot	101,080	91,925	9,155	Salt Lake City	684	175	509
Ogden	77,845	53,631	24,214	Fort Douglas	312	153	159
Dugway	37,861	27,323	10,538	Brigham City	115	4	111
Woods Cross	27,383	371	27,012	Clearfield	88	5	83
Logan	16,528	3,236	13,292	Magna	68	2	66
Murray	12,584	12,584	-	Provo	47	40	7

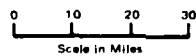
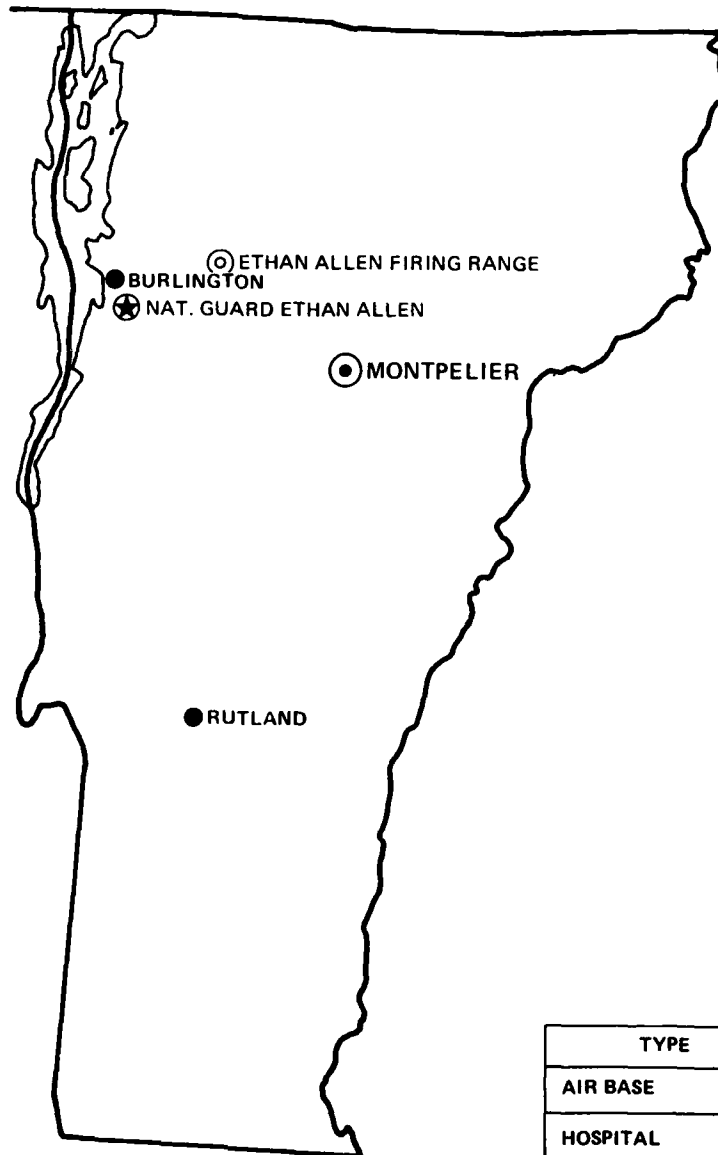
  

Prime Contracts Over \$25,000	Total	Army	Navy & Marine Corps	Air Force	Other Defense Activities
Fiscal Year 1983	\$ 722,224	\$ 54,364	\$ 25,655	\$ 423,679	\$ 218,526
Fiscal Year 1982	546,444	58,282	32,539	324,212	131,411
Fiscal Year 1981	392,921	71,283	19,244	243,822	58,572

Top Five Contractors Receiving the Largest Dollar Volume of Prime Contract Awards in this State	Total Amount	Major Areas of Work
1. Amoco Oil Co.	\$ 154,512	Petroleum.
2. Morton Thiokol, Inc.	150,350	R&D for missile & space systems.
3. Hercules, Inc.	100,131	R&D for missile & space systems.
4. Litton Systems, Inc.	32,703	Aircraft components.
5. TRW, Inc.	21,567	Management services; other missile support.
Total of Above	\$ 459,263	(63.6% of total awards over \$25,000)

# VERMONT



TYPE	ARMY	NAVY	AF
AIR BASE	⊕	⊛	⊠
HOSPITAL	⊙	⊚	⊔
SHIPYARDS & INDUSTRIAL	⊙	⊚	⊠
OTHER (HQS.; TRAINING; ETC.)	⊙	⊚	⊠
DEPOT & SUPPLY	⊙	⊚	⊠

# VERMONT

FISCAL YEAR 1983

(DOLLARS IN THOUSANDS)

Personnel/Expenditures	Total	Army	Navy & Marine Corps	Air Force	Other Defense Activities
I. Personnel - Total	595	273	12	260	50
Active Duty Military	60	25	10	25	-
Civilian	535	248	2	235	50
II. Expenditures - Total	\$ 230,459	\$ 45,635	\$ 56,290	\$ 123,982	\$ 4,552
A. Payroll Outlays - Total	50,603	26,007	5,363	17,931	1,302
Active Duty Military Pay	2,120	1,262	162	696	-
Civilian Pay	13,084	6,237	67	5,478	1,302
Reserve & National Guard Pay	12,240	8,284	446	3,510	-
Retired Military Pay	23,159	10,224	4,688	8,247	-
B. Prime Contracts Over \$25,000 - Total	179,856	19,628	50,927	106,051	3,250
Supply Contracts	166,994	16,361	46,036	101,512	3,085
R&D Contracts	7,766	554	4,788	2,325	99
Service Contracts	4,244	1,861	103	2,214	66
Construction Contracts	759	759	-	-	-
Civil Function Contracts	93	93	-	-	-

Major Locations of Expenditures	Expenditures			Major Locations of Personnel	Military and Civilian Personnel		
	Total	Payroll Outlays	Prime Contracts		Total	Active Duty Military	Civilian
Burlington	\$ 169,576	\$ 13,115	\$ 156,461	Burlington	298	27	271
Vergennes	10,875	534	10,341	Winooski	125	4	121
Bennington	7,655	892	6,763	South Burlington	28	-	28
Winooski	5,380	5,126	254	Northfield	26	23	3
Northfield	2,994	1,943	1,051	Rutland	21	1	20
Rutland	2,666	2,443	223	Jericho	14	-	14
S. Burlington	1,668	745	923	Springfield	11	-	11
Windsor	1,445	354	1,091	St. Albans	9	-	9
Williston	1,389	844	545	Berlin	8	2	6
St. Albans	1,305	1,305	-	Williston	8	-	8

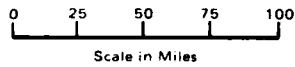
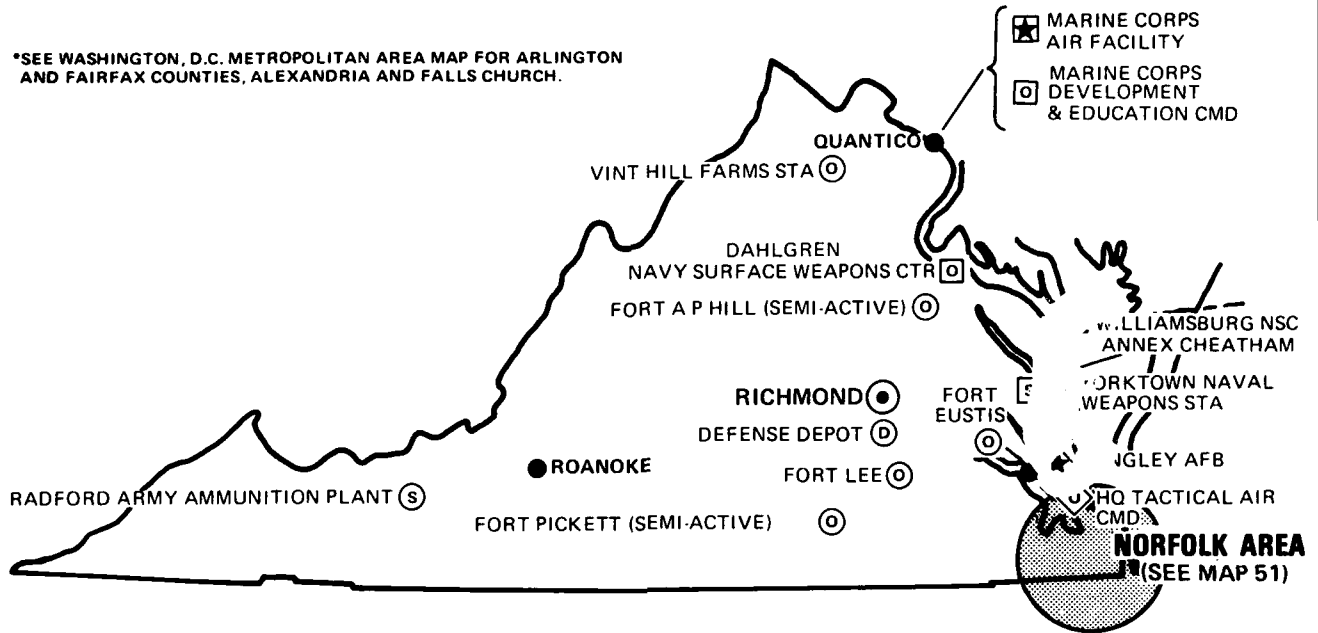
Prime Contracts Over \$25,000	Total	Army	Navy & Marine Corps	Air Force	Other Defense Activities
Fiscal Year 1983	\$ 179,856	\$ 19,628	\$ 50,927	\$ 106,051	\$ 3,250
Fiscal Year 1982	196,573	29,214	39,999	122,746	4,614
Fiscal Year 1981	162,883	61,304	14,133	84,679	2,767

Top Five Contractors Receiving the Largest Dollar Volume of Prime Contract Awards in this State	Total Amount	Major Areas of Work
1. General Electric Co.	\$ 155,584	Aircraft & helicopter components; weapons; R&D.
2. Simmonds Precision Products	10,460	Aircraft components; scientific instruments.
3. Union Carbide Corp.	5,985	Ammunition.
4. Rudel Machinery Co.	1,091	Power tools.
5. Norwich University	1,051	Tuition fees.
Total of Above	\$ 174,171	(96.8% of total awards over \$25,000)

# MAP NO. 50

# VIRGINIA

\*SEE WASHINGTON, D.C. METROPOLITAN AREA MAP FOR ARLINGTON AND FAIRFAX COUNTIES, ALEXANDRIA AND FALLS CHURCH.



TYPE	ARMY	NAVY	AF
AIR BASE	★	★	★
HOSPITAL	⊕	⊕	⊕
SHIPYARDS & INDUSTRIAL	Ⓢ	Ⓢ	Ⓢ
OTHER (HQS.; TRAINING; ETC.)	⊙	⊙	⊙
DEPOT & SUPPLY	ⓓ	ⓓ	ⓓ

# VIRGINIA

FISCAL YEAR 1983

(DOLLARS IN THOUSANDS)

Personnel/Expenditures	Total	Army	Navy & Marine Corps	Air Force	Other Defense Activities
<b>I. Personnel - Total</b>	199,203	61,303	104,655	20,115	13,130
Active Duty Military	94,484	31,520	47,274	15,690	-
Civilian	104,719	29,783	57,381	4,425	13,130
<b>II. Expenditures - Total</b>	<b>\$ 13,986,708</b>	<b>\$ 2,516,933</b>	<b>\$ 9,448,208</b>	<b>\$ 1,011,726</b>	<b>\$ 998,568</b>
<b>A. Payroll Outlays - Total</b>	<b>6,914,898</b>	<b>1,934,473</b>	<b>3,867,429</b>	<b>734,834</b>	<b>366,889</b>
Active Duty Military Pay	3,130,182	738,573	2,001,259	390,350	-
Civilian Pay	2,745,709	764,400	1,487,164	115,983	366,889
Reserve & National Guard Pay	90,495	60,590	18,045	11,860	-
Retired Military Pay	948,512	370,910	360,961	216,641	-
<b>B. Prime Contracts Over \$25,000 - Total</b>	<b>7,071,810</b>	<b>582,460</b>	<b>5,580,779</b>	<b>276,892</b>	<b>631,679</b>
Supply Contracts	4,221,895	120,352	3,740,878	118,993	241,672
R&D Contracts	454,262	50,228	163,196	33,108	207,730
Service Contracts	2,288,780	365,492	1,617,066	124,791	181,431
Construction Contracts	87,877	27,392	59,639	-	846
Civil Function Contracts	18,996	18,996	-	-	-

Major Locations of Expenditures	Expenditures			Major Locations of Personnel	Military and Civilian Personnel		
	Total	Payroll Outlays	Prime Contracts		Total	Active Duty Military	Civilian
Newport News	\$ 3,762,369	\$ 65,482	\$3,696,887	Arlington	47,779	18,874	28,905
Arlington	2,208,008	1,550,522	657,486	Norfolk	33,218	17,237	15,981
Norfolk	1,987,122	1,654,420	332,702	Portsmouth	18,671	2,851	15,820
Alexandria	569,106	393,193	175,913	Langley AFB	11,353	9,573	1,780
McLean	546,406	21,334	525,072	Fort Belvoir	11,052	5,572	5,480
Portsmouth	499,124	415,447	83,677	Alexandria	10,889	1,991	8,898
Manassas	303,328	4,981	298,347	Fort Eustis	9,336	6,597	2,739
Ft. Belvoir	281,238	254,373	26,865	Fort Lee	9,024	5,546	3,478
Langley AFB	262,375	228,498	33,877	Quantico	8,360	6,786	1,574
Falls Church	255,432	47,025	208,407	Virginia Beach	5,449	4,613	836


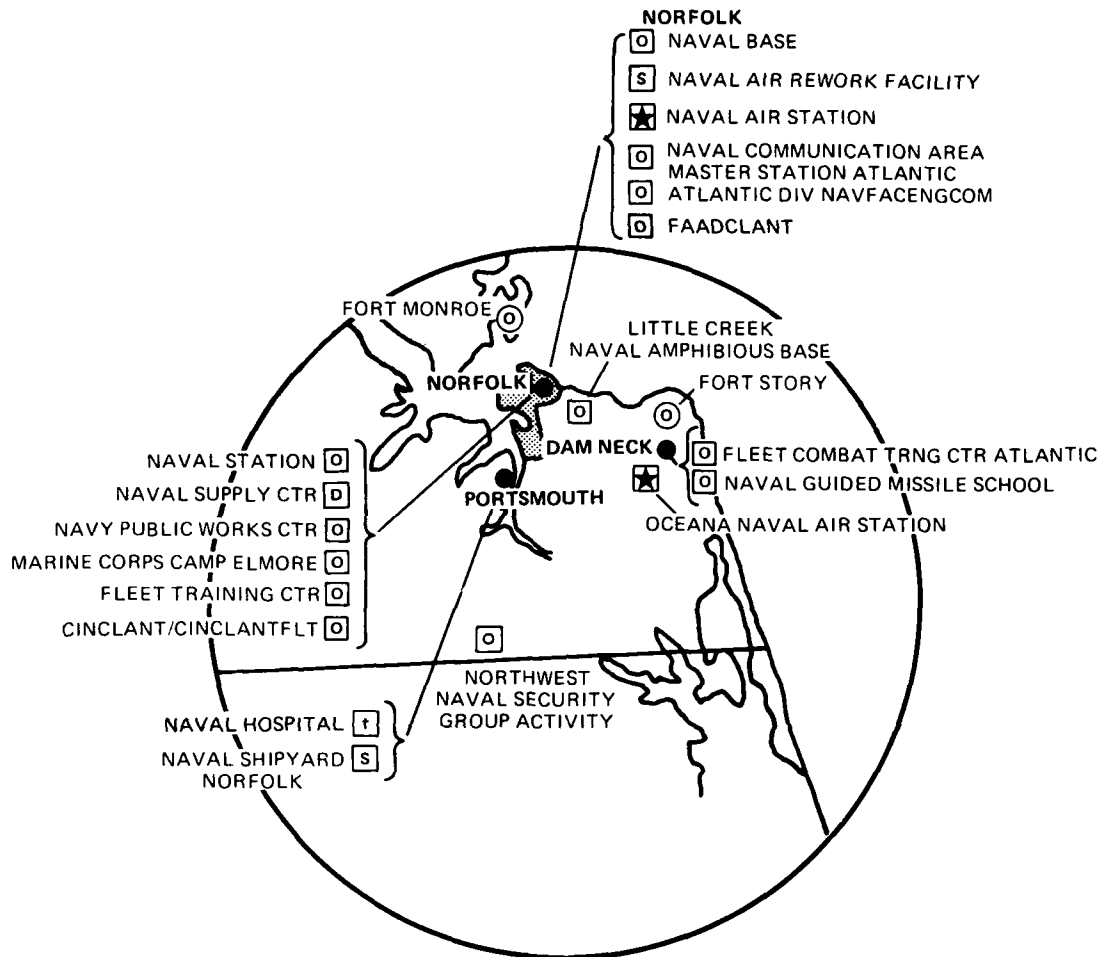
  

Prime Contracts Over \$25,000	Total	Army	Navy & Marine Corps	Air Force	Other Defense Activities
Fiscal Year 1983	\$ 7,071,810	\$ 582,460	\$ 5,580,779	\$ 276,892	\$ 631,679
Fiscal Year 1982	3,892,574	565,892	2,558,573	179,967	588,142
Fiscal Year 1981	3,459,800	474,895	2,490,883	158,626	335,396

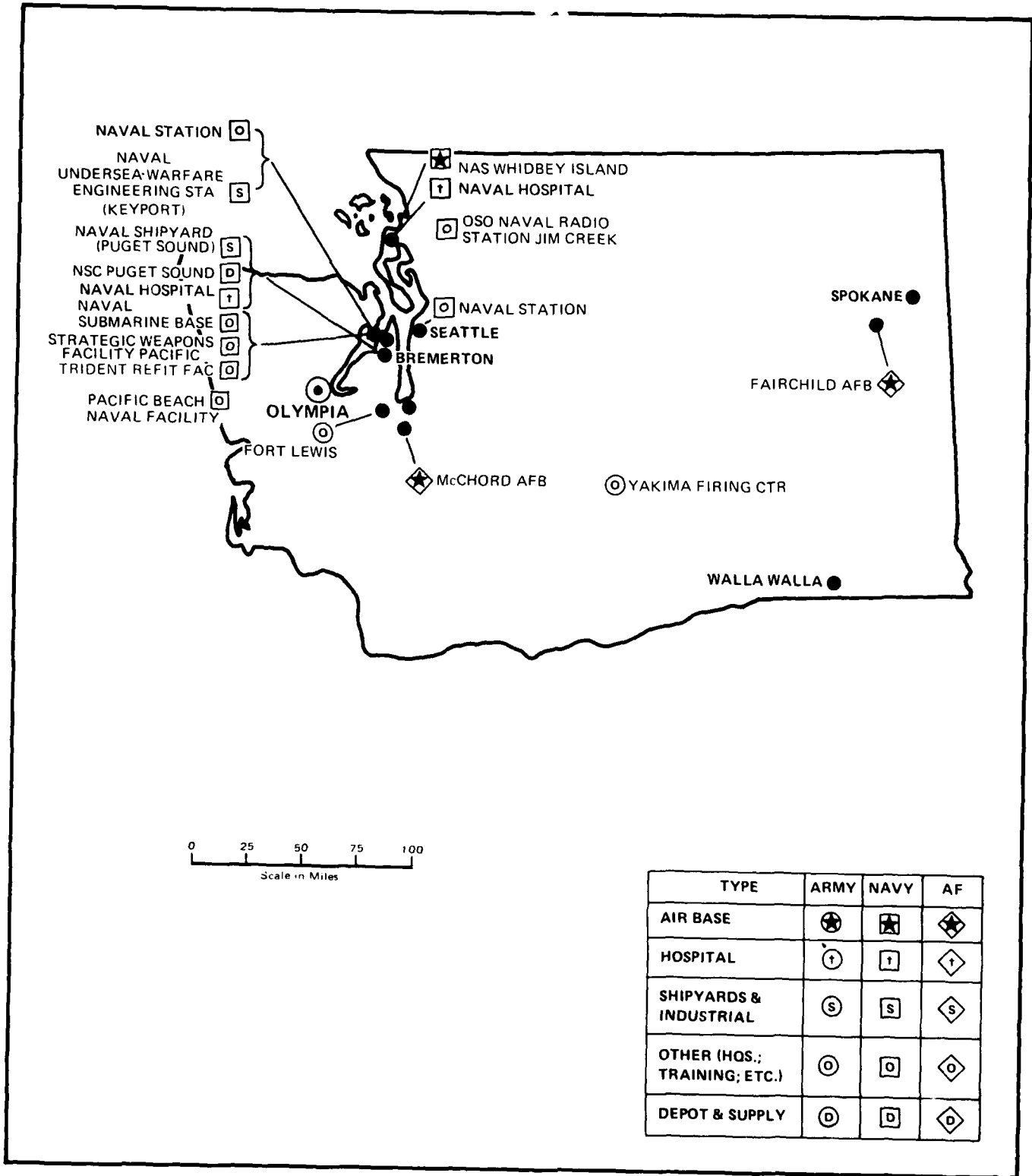
Top Five Contractors Receiving the Largest Dollar Volume of Prime Contract Awards in this State	Total Amount	Major Areas of Work
1. Newport News Shipbuilding & Dry Dock Co.	\$ 3,683,357	Const., maint. & repair of aircraft carriers & subs.
2. International Business Machines Co.	324,158	Aircraft components; sonar equipment; R&D.
3. H B H Co.	251,001	Logistics support services.
4. Hercules, Inc.	143,110	Operation of government ammunition facility.
5. Sperry Corp.	122,605	ADP services; training equipment.
Total of Above	\$ 4,524,231	(64.0% of total awards over \$25,000)

# NORFOLK AREA



TYPE	ARMY	NAVY	AF
AIR BASE	✳	✳	✳
HOSPITAL	†	†	†
SHIPYARDS & INDUSTRIAL	Ⓢ	Ⓢ	Ⓢ
OTHER (HQS.; TRAINING; ETC.)	⓪	⓪	⓪
DEPOT & SUPPLY	Ⓧ	Ⓧ	Ⓧ

# WASHINGTON



# WASHINGTON

FISCAL YEAR 1983

(DOLLARS IN THOUSANDS)

Personnel/Expenditures	Total	Army	Navy & Marine Corps	Air Force	Other Defense Activities
<b>I. Personnel - Total</b>	<b>71,816</b>	<b>30,105</b>	<b>28,462</b>	<b>12,878</b>	<b>371</b>
Active Duty Military	42,570	24,077	8,304	10,189	-
Civilian	29,246	6,028	20,158	2,689	371
<b>II. Expenditures - Total</b>	<b>\$ 6,152,182</b>	<b>\$ 962,344</b>	<b>\$ 1,924,198</b>	<b>\$ 3,032,225</b>	<b>\$ 233,376</b>
<b>A. Payroll Outlays - Total</b>	<b>2,166,575</b>	<b>741,936</b>	<b>975,009</b>	<b>440,880</b>	<b>8,711</b>
Active Duty Military Pay	853,575	373,983	306,530	173,026	-
Civilian Pay	719,443	136,026	511,185	63,482	8,711
Reserve & National Guard Pay	84,248	50,481	15,279	18,488	-
Retired Military Pay	509,345	181,446	142,015	185,884	-
<b>B. Prime Contracts Over \$25,000 - Total</b>	<b>3,985,607</b>	<b>220,408</b>	<b>949,189</b>	<b>2,591,345</b>	<b>224,665</b>
Supply Contracts	1,773,779	56,952	513,454	1,000,840	202,533
R&D Contracts	1,503,091	11,616	75,162	1,411,779	4,534
Service Contracts	602,147	78,363	328,800	177,386	17,598
Construction Contracts	56,470	23,357	31,773	1,340	-
Civil Function Contracts	50,120	50,120	-	-	-

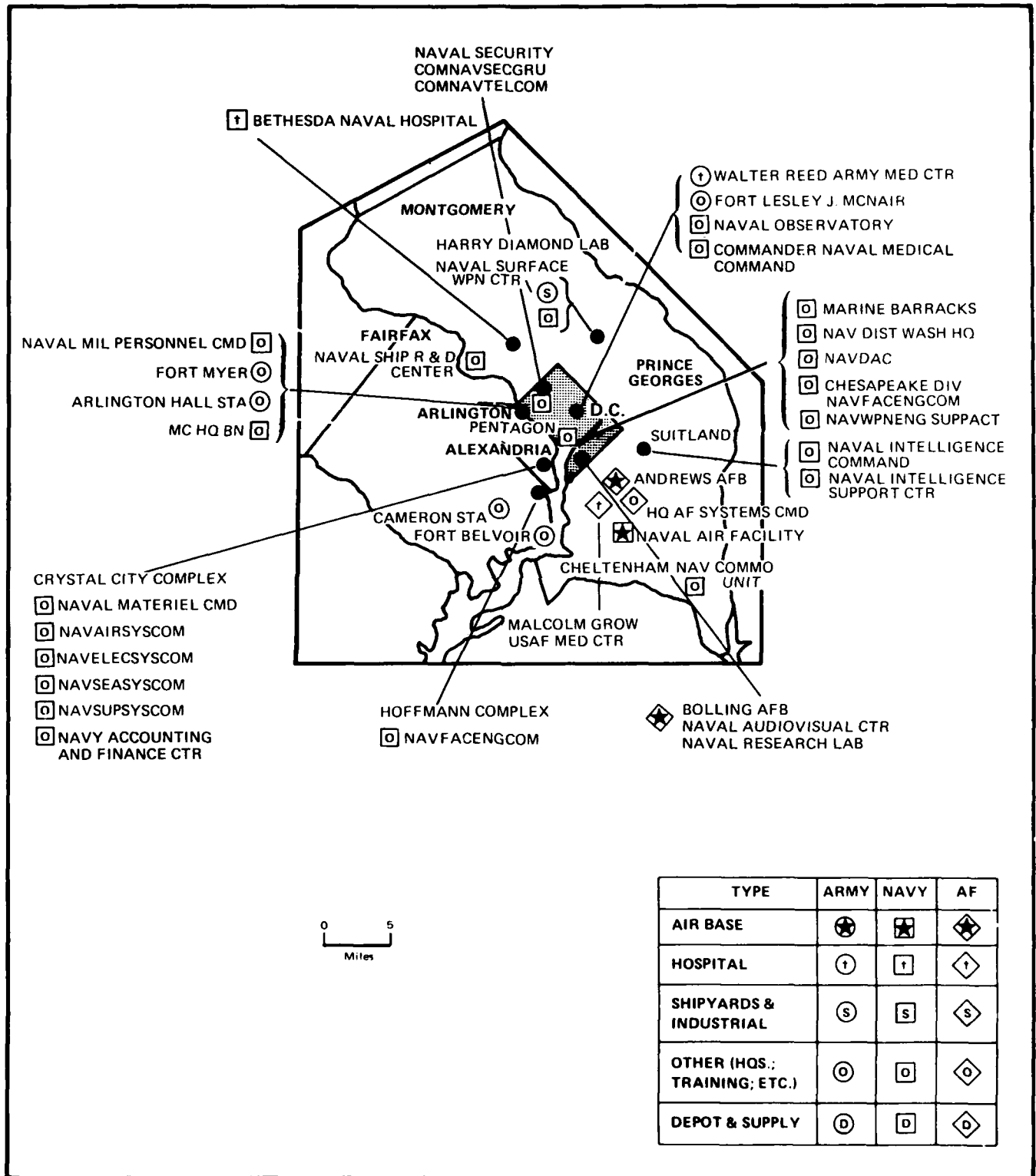
Major Locations of Expenditures	Expenditures			Major Locations of Personnel	Military and Civilian Personnel		
	Total	Payroll Outlays	Prime Contracts		Total	Active Duty Military	Civilian
Seattle	\$ 3,192,825	\$ 139,758	\$ 3,053,067	Fort Lewis	25,370	22,414	2,956
Bremerton	675,177	470,873	204,304	Bremerton	15,212	1,285	13,927
Ft. Lewis	481,773	413,949	67,824	McChord AFB	6,799	5,368	1,431
Kent	194,650	7,409	187,241	Fairchild AFB	5,076	4,283	793
Tacoma	164,432	129,091	35,341	Walla Walla	4,195	3,359	836
McChord AFB	135,015	124,732	10,283	Seattle	3,342	1,382	1,960
Whidbey Isl. NAS	132,463	132,463	-	Keyport	3,163	271	2,892
Ferndale	109,217	715	108,502	Bangor	3,025	1,773	1,252
Fairchild AFB	107,389	90,461	16,928	Tacoma	2,361	1,408	953
Spokane	98,143	48,362	49,781	Silverdale	548	130	418

Prime Contracts Over \$25,000	Total	Army	Navy & Marine Corps	Air Force	Other Defense Activities
Fiscal Year 1983	\$ 3,985,607	\$ 220,408	\$ 949,189	\$ 2,591,345	\$ 224,665
Fiscal Year 1982	2,828,264	222,304	849,637	1,573,433	182,890
Fiscal Year 1981	2,742,605	479,714	846,087	1,278,244	138,560

Top Five Contractors Receiving the Largest Dollar Volume of Prime Contract Awards in this State	Total Amount	Major Areas of Work
1. Boeing Co.	\$ 2,637,548	Aircraft & missile comp. & repair; radar; hydrofoils; R&D.
2. Lockheed Shipbuilding Construction	338,235	Vessel production; maintenance & repair of small craft.
3. Pan American World Services Inc.	133,812	Operation of government ship repair facility.
4. Todd Shipyards Corp.	113,402	Naval vessel maintenance and repair.
5. Atlantic Richfield Co.	108,366	Petroleum.
Total of Above	\$ 3,331,363	(83.6% of total awards over \$25,000)

# MAP 53

## WASHINGTON D.C. METRO AREA



# WASHINGTON D.C.

FISCAL YEAR 1983

(DOLLARS IN THOUSANDS)

Personnel/Expenditures	Total	Army	Navy & Marine Corps	Air Force	Other Defense Activities
I. Personnel - Total	29,616	12,495	12,085	4,223	813
Active Duty Military	13,342	5,763	4,375	3,204	-
Civilian	16,274	6,732	7,710	1,019	813
II. Expenditures - Total	\$ 2,113,150	\$ 433,350	\$ 1,309,157	\$ 160,434	\$ 210,070
A. Payroll Outlays - Total	979,733	372,069	459,265	123,501	24,759
Active Duty Military Pay	321,107	144,950	95,702	80,455	-
Civilian Pay	468,460	182,529	235,585	25,448	24,759
Reserve & National Guard Pay	41,514	26,095	13,242	2,177	-
Retired Military Pay	148,652	18,495	114,736	15,421	-
B. Prime Contracts Over \$25,000 - Total	1,133,417	61,281	849,892	36,933	185,311
Supply Contracts	649,234	11,156	574,146	10,005	53,927
R&D Contracts	28,851	6,157	14,720	439	7,535
Service Contracts	441,912	34,914	256,780	26,489	123,729
Construction Contracts	8,448	4,082	4,246	-	120
Civil Function Contracts	4,972	4,972	-	-	-

Major Locations of Expenditures	Expenditures			Major Locations of Personnel	Military and Civilian Personnel		
	Total	Payroll Outlays	Prime Contracts		Total	Active Duty Military	Civilian
Washington, D.C.	\$ 2,113,150	\$ 979,733	\$ 1,133,417	Washington, D.C.	29,614	13,342	16,272

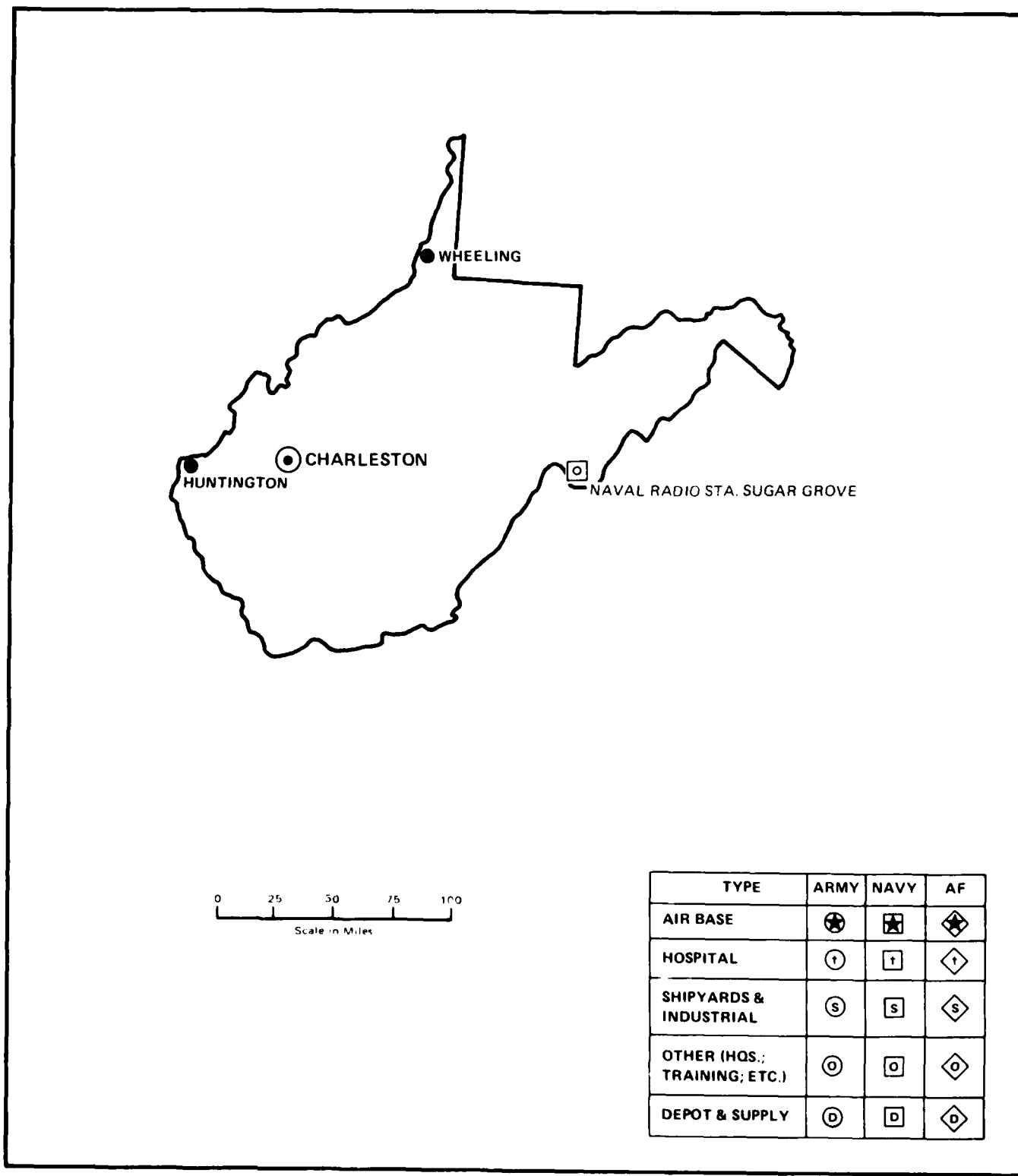
  

Prime Contracts Over \$25,000	Total	Army	Navy & Marine Corps	Air Force	Other Defense Activities
Fiscal Year 1983	1,133,417	\$ 61,281	\$ 849,892	\$ 36,933	\$ 185,311
Fiscal Year 1982	848,240	53,294	568,051	47,712	179,183
Fiscal Year 1981	606,187	70,457	345,603	45,106	145,021

Top Five Contractors Receiving the Largest Dollar Volume of Prime Contract Awards in this State	Total Amount	Major Areas of Work
1. American Automar, Inc.	\$ 75,000	Charter of cargo vessels.
2. C & P Telephone Co.	54,440	Communications services.
3. Syscon Corp.	32,682	Management and systems engineering services.
4. Steuart Petroleum Co.	24,539	Petroleum.
5. Sperry Corp.	18,954	ADP equipment lease and rental; ADP services.
Total of Above	\$ 205,615	(18.1% of total awards over \$25,000)

# WEST VIRGINIA



# WEST VIRGINIA

FISCAL YEAR 1983

(DOLLARS IN THOUSANDS)

Personnel/Expenditures	Total	Army	Navy & Marine Corps	Air Force	Other Defense Activities
<b>I. Personnel - Total</b>	<u>1,995</u>	<u>1,281</u>	<u>309</u>	<u>390</u>	<u>15</u>
Active Duty Military	438	119	271	48	-
Civilian	1,557	1,162	38	342	15
<b>II. Expenditures - Total</b>	<u>\$ 261,070</u>	<u>\$ 118,020</u>	<u>\$ 52,592</u>	<u>\$ 60,398</u>	<u>\$ 30,060</u>
<b>A. Payroll Outlays - Total</b>	<u>139,361</u>	<u>76,459</u>	<u>25,029</u>	<u>37,543</u>	<u>330</u>
Active Duty Military Pay	9,110	3,926	4,131	1,053	-
Civilian Pay	40,532	31,141	939	8,122	330
Reserve & National Guard Pay	22,079	13,943	2,023	6,113	-
Retired Military Pay	67,640	27,449	17,936	22,255	-
<b>B. Prime Contracts Over \$25,000 - Total</b>	<u>121,709</u>	<u>41,561</u>	<u>27,563</u>	<u>22,855</u>	<u>29,730</u>
Supply Contracts	66,400	4,059	25,879	6,820	29,642
R&D Contracts	16,632	647	216	15,769	-
Service Contracts	2,165	420	1,391	266	88
Construction Contracts	4,091	4,014	77	-	-
Civil Function Contracts	32,421	32,421	-	-	-

Major Locations of Expenditures	Expenditures			Major Locations of Personnel	Military and Civilian Personnel		
	Total	Payroll Outlays	Prime Contracts		Total	Active Duty Military	Civilian
Huntington	\$ 27,845	\$ 21,446	\$ 6,399	Huntington	599	29	570
Rocket Center	21,497	-	21,497	Charleston	235	25	210
Ridgeley	15,259	190	15,069	Sugar Grove	206	172	34
Charleston	15,018	9,672	5,346	Martinsburg	172	3	169
Weston	13,746	1,257	12,489	South Charleston	83	62	21
Martinsburg	10,284	7,700	2,584	Beckley	78	55	23
Morgantown	5,218	3,730	1,488	Parkersburg	65	16	49
Justice	5,009	282	4,727	Buckhannon	55	-	55
Parkersburg	5,006	4,644	362	Morgantown	40	19	21
Union	4,990	157	4,833	Point Pleasant	37	1	36

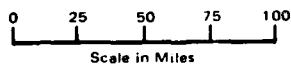
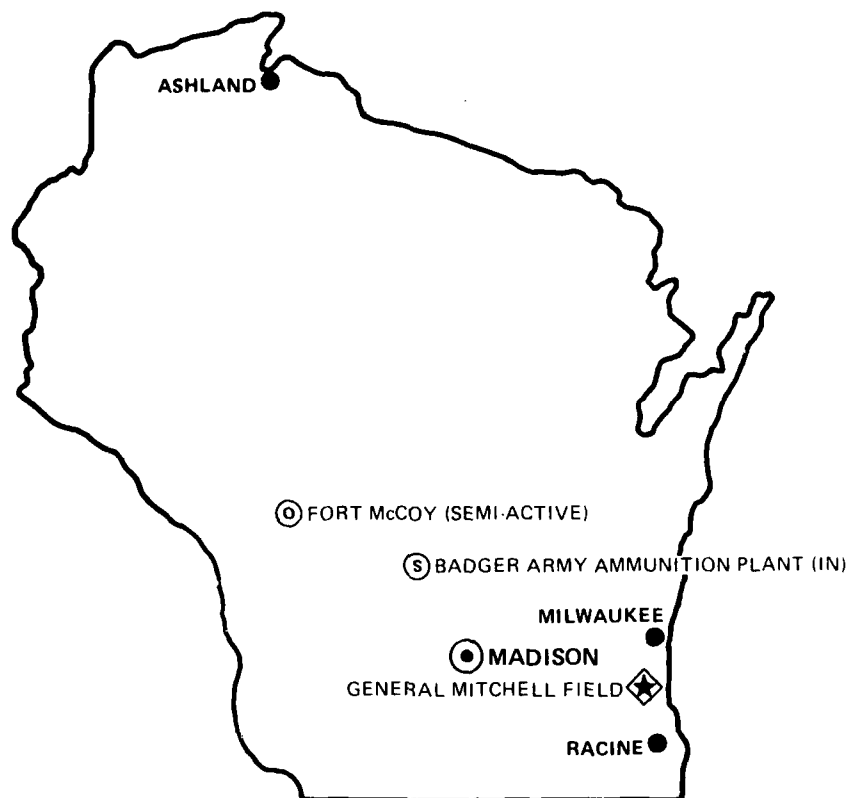
  

Prime Contracts Over \$25,000	Total	Army	Navy & Marine Corps	Air Force	Other Defense Activities
Fiscal Year 1983	\$ 121,709	\$ 41,561	\$ 27,563	\$ 22,855	\$ 29,730
Fiscal Year 1982	128,670	37,575	32,815	26,056	32,224
Fiscal Year 1981	111,387	30,051	20,252	28,036	33,048

Top Five Contractors Receiving the Largest Dollar Volume of Prime Contract Awards in this State	Total Amount	Major Areas of Work
1. Hercules, Inc.	\$ 21,497	Ammunition.
2. Weiss Brothers Construction Co., Inc.	9,286	Construction (roads and bridges).
3. Goodrich B. F. Co.	9,030	Miscellaneous aircraft components.
4. Rubber Crafters of West Virginia	5,784	Marine lifesaving and diving equipment.
5. Allen J. F. Co.	<u>5,714</u>	Construction (roads and bridges).
Total of Above	\$ 51,311	(42.2% of total awards over \$25,000)

# WISCONSIN



TYPE	ARMY	NAVY	AF
AIR BASE	⊛	⊛	⊛
HOSPITAL	⊠	⊠	⊠
SHIPYARDS & INDUSTRIAL	Ⓢ	Ⓢ	Ⓢ
OTHER (HQS.; TRAINING; ETC.)	⊙	⊙	⊙
DEPOT & SUPPLY	Ⓧ	Ⓧ	Ⓧ

# WISCONSIN

FISCAL YEAR 1983

(DOLLARS IN THOUSANDS)

Personnel/Expenditures	Total	Army	Navy & Marine Corps	Air Force	Other Defense Activities
I. Personnel - Total	3,879	2,425	379	910	165
Active Duty Military	943	487	326	130	-
Civilian	2,936	1,938	53	780	165
II. Expenditures - Total	\$ 1,045,029	\$ 486,101	\$ 198,765	\$ 168,382	\$ 191,781
A. Payroll Outlays - Total	269,671	167,499	35,489	62,789	3,894
Active Duty Military Pay	22,055	13,627	5,541	2,887	-
Civilian Pay	62,469	44,029	1,314	13,232	3,894
Reserve & National Guard Pay	88,817	71,276	5,259	12,282	-
Retired Military Pay	96,330	38,567	23,375	34,388	-
B. Prime Contracts Over \$25,000 - Total	775,358	318,602	163,276	105,593	187,887
Supply Contracts	703,722	280,140	152,812	96,121	174,649
R&D Contracts	8,694	3,650	4,613	249	182
Service Contracts	55,769	27,742	5,821	9,150	13,056
Construction Contracts	1,457	1,354	30	73	-
Civil Function Contracts	5,716	5,716	-	-	-

Major Locations of Expenditures	Expenditures			Major Locations of Personnel	Military and Civilian Personnel		
	Total	Payroll Outlays	Prime Contracts		Total	Active Duty Military	Civilian
Oshkosh	\$ 230,517	\$ 4,104	\$ 226,413	Milwaukee	1,234	390	844
Milwaukee	124,600	33,618	90,982	Camp McCoy	1,066	121	945
Oak Creek	74,627	954	73,673	Madison	405	66	339
Marinette	70,909	763	70,146	Camp Williams	134	-	134
Camp McCoy	65,728	63,568	2,160	Fountain City	123	-	123
Sturgeon Bay	62,931	1,917	61,014	Eau Claire	52	15	37
Madison	47,872	14,633	33,239	Green Bay	50	37	13
La Crosse	23,627	2,786	20,841	Kewaunee	50	-	50
Waukesha	17,623	1,884	15,739	Sturgeon Bay	48	5	43
Green Bay	15,515	3,941	11,574	Oshkosh	40	21	19

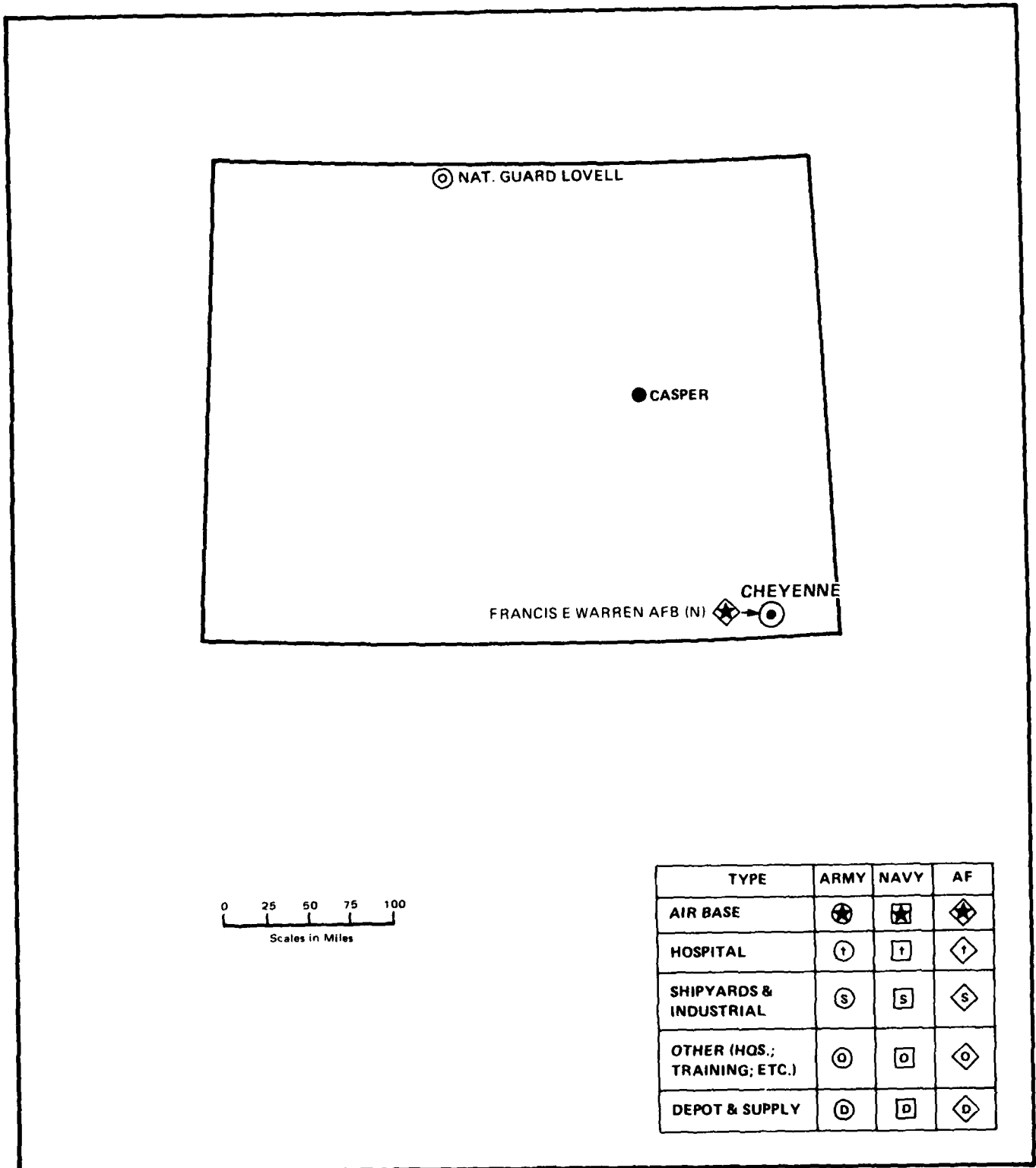
Prime Contracts Over \$25,000	Total	Army	Navy & Marine Corps	Air Force	Other Defense Activities
Fiscal Year 1983	\$ 775,358	\$ 318,602	\$ 163,276	\$ 105,593	\$ 187,887
Fiscal Year 1982	843,300	351,371	221,727	119,860	150,342
Fiscal Year 1981	584,651	186,917	150,585	75,701	171,448

Top Five Contractors Receiving the Largest Dollar Volume of Prime Contract Awards in this State	Total Amount	Major Areas of Work
1. Oshkosh Truck Corp.	\$ 224,120	Trucks; fire fighting equipment.
2. Peterson Builders, Inc.	60,917	Salvage vessels and other small craft.
3. Marinette Marine Corp.	60,000	Mine warfare vessels.
4. General Motors Corp.	57,687	Aircraft components.
5. Industrial Fuel Oil, Inc.	43,607	Petroleum.
Total of Above	\$ 446,331	(57.6% of total awards over \$25,000)

MAP NO. 56

# WYOMING



0 25 50 75 100  
Scales in Miles

TYPE	ARMY	NAVY	AF
AIR BASE	⊗	⊠	⊞
HOSPITAL	⊙	⊚	⊛
SHIPYARDS & INDUSTRIAL	⊙	⊚	⊛
OTHER (HQS.; TRAINING; ETC.)	⊙	⊚	⊛
DEPOT & SUPPLY	⊙	⊚	⊛

# WYOMING

FISCAL YEAR 1983

(DOLLARS IN THOUSANDS)

Personnel/Expenditures	Total	Army	Navy & Marine Corps	Air Force	Other Defense Activities
<b>I. Personnel - Total</b>	<u>4,707</u>	<u>195</u>	<u>10</u>	<u>4,424</u>	<u>78</u>
Active Duty Military	3,821	35	10	3,776	-
Civilian	886	160	-	648	78
<b>II. Expenditures - Total</b>	<u>\$ 158,205</u>	<u>\$ 26,956</u>	<u>\$ 5,707</u>	<u>\$ 106,416</u>	<u>\$ 19,126</u>
<b>A. Payroll Outlays - Total</b>	<u>119,206</u>	<u>16,373</u>	<u>5,473</u>	<u>95,240</u>	<u>2,120</u>
Active Duty Military Pay	62,955	1,054	182	61,719	-
Civilian Pay	20,028	4,090	-	13,818	2,120
Reserve & National Guard Pay	7,930	4,779	502	2,649	-
Retired Military Pay	28,293	6,450	4,789	17,054	-
<b>B. Prime Contracts Over \$25,000 - Total</b>	<u>38,999</u>	<u>10,583</u>	<u>234</u>	<u>11,176</u>	<u>17,006</u>
Supply Contracts	17,011	-	-	38	16,973
R&D Contracts	314	50	234	30	-
Service Contracts	11,631	490	-	11,108	33
Construction Contracts	9,912	9,912	-	-	-
Civil Function Contracts	131	131	-	-	-

Major Locations of Expenditures	Expenditures			Major Locations of Personnel	Military and Civilian Personnel		
	Total	Payroll Outlays	Prime Contracts		Total	Active Duty Military	Civilian
Francis E. Warren AFB	\$ 81,549	\$ 72,607	\$ 8,942	Francis E. Warren AFB	4,289	3,744	545
Cheyenne	27,555	25,187	2,368	Cheyenne	281	22	259
Newcastle	13,597	261	13,336	Guernsey	37	-	37
Powell	6,657	443	6,214	Laramie	27	21	6
Casper	4,102	2,920	1,182	Casper	18	9	9
Warren	3,703	-	3,703	Boulder	16	16	-
Laramie	3,311	2,997	314	Sheridan	9	4	5
Sheridan	2,006	1,813	193	Cody	4	1	3
Guernsey	1,422	1,422	-	Loveell	4	-	4
Rock Springs	1,220	1,220	-	Powell	4	2	2

Prime Contracts Over \$25,000	Total	Army	Navy & Marine Corps	Air Force	Other Defense Activities
Fiscal Year 1983	\$ 38,999	\$ 10,583	\$ 234	\$ 11,176	\$ 17,006
Fiscal Year 1982	87,751	887	551	8,175	78,138
Fiscal Year 1981	62,545	2,507	214	9,063	50,761

Top Five Contractors Receiving the Largest Dollar Volume of Prime Contract Awards in this State	Total Amount	Major Areas of Work
1. Wyoming Refining Co.	\$ 7,123	Petroleum.
2. Hermes Products, Inc.	6,213	Petroleum.
3. Brutger Co., Inc.	3,350	Construction/housing.
4. Cornerstone Builders Inc.	3,337	Construction/housing.
5. G & S Construction Co., Inc.	<u>2,864</u>	Construction/service buildings.
<b>Total of Above</b>	<b>\$ 22,887</b>	<b>(58.7% of total awards over \$25,000)</b>

## KEY TO ABBREVIATIONS

AAA.....Army Antiaircraft	MCAS.....Marine Corps Air Station
AAF.....Army Airfield	MECH.....Mechanical
AB.....Air Base	MED.....Medical
ACFT.....Aircraft	MIL.....Military
ACCTG.....Accounting	MIL RES.....Military Reservation
ACT.....Activity	MOB.....Mobilization
ADM.....Administration	MOD.....Modification
ADP.....Automated Data Processing	MSC.....Military Sealift Command
ADPE.....Automated Data Processing Equipment	MT, MTN.....Mountain
AF.....Air Force	MUN.....Municipal
AFB.....Air Force Base	N.....No Airfield
AFS.....Air Force Station	NAF.....Naval Airfield
AGB.....Air Guard Base	NAS.....Naval Air Station
AMMO.....Ammunition	Nat Guard...National Guard
AMPHIB.....Amphibious	Nat'l Guard..National Guard
ALT.....Alterations	NAV.....Naval
ANG.....Air National Guard	NAVAIRREWORKFAC..... Naval Air Rework Facility
ANX.....Annex	NAVCOMS.....Naval Communication Area Master Station
APT.....Airport	NAVCOMMSTA...Naval Communication Station
AUX.....Auxiliary	NAVELXSYSENGCEN..... Naval Electronics Systems Engineering Center
AV.....Aviation	NAVFACENCOM..... Naval Facilities Engineering Command
BN.....Battalion	NAVIG.....Navigation
CHEM.....Chemical	NAVIMAG.....Naval Magazine
CO.....Company	NAVPHIBASE...Naval Amphibious Base
COMM.....Communication	NAVSECGRUACT..... Naval Security Group Activity
COMMSTA.....Communications Station	NAVWPNSTA...Naval Weapons Station
COMP.....Components	NO.....Number
CONST.....Construction	NORAD.....North American Air Defense Command
CONTR.....Contractor	NSC.....Naval Supply Center
CMD.....Command	OFC.....Office
CTR.....Center	OP.....Operated
DEF.....Defense	ORD.....Ordnance
DET.....Detachment	PAC.....Pacific
DEV.....Development	PERS.....Personnel
DIV.....Division	PROD.....Production
DoD.....Department of Defense	PROV GRNDS..Proving Grounds
ED.....Education	PT.....Point
ELEC.....Electronic	PUB.....Public
ENG.....Engineer	PWC.....Public Works Center
ENGRG.....Engineering	QM.....Quartermaster
EQUIP.....Equipment	R & D.....Research and Development
EWS.....Early Warning Station	REG.....Regional
EX.....Excess	REP.....Representative
FAADCLANT...Fleet Account and Disbursing Center	RES.....Reserve, Reservation
FAC.....Facility	RSCH.....Research
FIN.....Finance	SATCOMM.....Satellite Communication
FIRG.....Firing	SCH.....School
FLD.....Field	SIG.....Signal
FLEBALMISUBTRACEN..... Fleet Ballistic Missile Submarine Training Center	SPT.....Support
FLT.....Flight	ST.....Site
FOR.....Force	STA.....Station
FT.....Fort	STRAT.....Strategic
GEN.....General	SUP.....Supply
GOVT.....Government	SVCS.....Services
GP.....Group	SYS.....Systems
GRP.....Group	TACT.....Tactical
HQ.....Headquarters	TECH.....Technical
IN.....Inactive	TERM.....Terminal
IND.....Industrial	TRNG.....Training
INST.....Installation	TVOR.....Terminal Visual Omirange
INTEL.....Intelligence	UC.....Under Constr.
INT, INTL...International	USARC.....U.S. Army Reserve Center
IS.....Island	WKS.....Works
JV.....Joint Venture	WPNS.....Weapons
LAB.....Laboratory	
LOG.....Logistics	
MAINT.....Maintenance	
MC.....Marine Corps	
MCAGCC.....Marine Corps Air Ground Combat Center	

**SECTION II**

**INDEX OF MAJOR INSTALLATIONS  
AND INDUSTRIAL FACILITIES**

INDEX OF MAJOR MILITARY INSTALLATIONS AND INDUSTRIAL FACILITIES	M A P N U M B E R	ACTIVITY CLASS					S T A N D B Y	E X C E S S
		N O N I N D I C A T I V E	I N D I C A T I V E	I N D I C A T I V E	I N D I C A T I V E	I N D I C A T I V E		
NAME AND LOCATION								
<u>DEPARTMENT OF THE ARMY - MILITARY FUNCTIONS</u>								
Aberdeen Proving Ground, MD.....	23	X			X			
Allen, Ethan, Firing Range, Underhill, VT.....	49			X	X			
Allen, Ethan, National Guard Air Base, Burlington, VT.	49	X			X			
Aliamanu Military Reservation, Honolulu, HI.....	14	X			X			
Anniston Army Depot, AL.....	1	X			X			
Arlington Hall Station, DC Area.....	53	X			X			
Army Cold Regions Research Laboratory, Hanover, NH....	32	X			X			
Army Materials and Mechanics Research Center, MA.....	24		X		X			
Ashland, Camp, National Guard, NE.....	30	X			X			
Atterbury Reserve Force Training Area, Edinburgh, IN..	17	X			X			
Badger Army Ammunition Plant, WI.....	55			X		X		
Belvoir, Fort, DC Area.....	53	X			X			
Benning, Fort, GA.....	13	X			X			
Bliss, Fort, TX.....	47	X			X			
Blue Grass Depot Activity, KY.....	20	X			X			
Bragg, Fort, NC.....	37	X			X			
Bullis, Camp, San Antonio, TX.....	47	X			X			
Cairns Army Ammunition Plant, AL.....	1	X			X			
Cameron Station, DC Area.....	53	X			X			
Campbell, Fort, KY.....	20	X			X			
Campbell, Fort, TN.....	46	X			X			
Carlisle Barracks, PA.....	42	X			X			
Carson, Fort, CO.....	9	X			X			
Chaffee, Fort, AR.....	4	X			X			
Columbus Defense Construction Support Center (DLA), OH	39	X			X			
Cornhusker Army Ammunition Plant, NE.....	30			X		X		
Defense Personnel Support Center, Philadelphia, PA....	42	X			X			
Detrick, Fort, MD.....	23	X			X			
Detroit Arsenal, MI.....	25	X			X			
Detroit Arsenal Tank Plant, MI.....	25			X	X			
Devens, Fort, MA.....	24	X			X			
Dix, Fort, NJ.....	33	X			X			
Douglas, Fort, UT.....	48	X			X			
Drum, Fort, NY.....	35	X			X			
Dugway Proving Grounds, UT.....	48	X			X			
Eustis, Fort, VA.....	50	X			X			
Fitzsimons Army Medical Center, CO.....	9	X			X			

INDEX OF MAJOR MILITARY INSTALLATIONS AND INDUSTRIAL FACILITIES	ACTIVITY CLASS						
	M A P N U M B E R	N O N I N D	I N D G O V T O P	I N D C O N T R O P	A C T I V E	S T A N D B Y	E X C E S S
NAME AND LOCATION							
DEPARTMENT OF THE ARMY - MILITARY FUNCTIONS (cont.)							
Gerstle River Arctic Test Center, AK.....	2	X			X		
Gillem, Fort, GA.....	13	X			X		
Gordon, Fort, GA.....	13	X			X		
Greely, Fort, AK.....	2	X			X		
Hamilton, Fort, NY.....	36	X			X		
Harrison, Fort Benjamin, IN.....	17	X			X		
Harry Diamond Laboratory, DC Area.....	53		X		X		
Hawthorne Army Ammunition Plant, NV.....	31		X		X		
Hays Army Ammunition Plant, PA.....	42			X		X	
Hill, Fort A. P., VA.....	50	X			X		
Holston Army Ammunition Plant, TN.....	46			X	X		
Hood, Fort, TX.....	47	X			X		
Houston, Fort Sam, TX.....	47	X			X		
Huachuca, Fort, AZ.....	3	X			X		
Hunter Army Airfield, GA.....	13	X			X		
Hunter Liggett, Fort, CA.....	5	X			X		
Indiana Army Ammunition Plant, IN.....	17			X	X		
Indiantown Gap, Fort, PA.....	42	X				X	
Iowa Army Ammunition Plant, IA.....	18			X	X		
Irwin, Fort, CA.....	5	X			X		
Jackson, Fort, SC.....	44	X			X		
Jefferson Proving Ground, IN.....	17	X			X		
Joliet Army Ammunition Plant, IL (Kankakee Unit).....	16			X		X	
Joliet Army Ammunition Plant, IL (Elwood Unit).....	16			X	X		
Kansas Army Ammunition Plant, KS.....	19			X	X		
Knox, Fort, KY.....	20	X			X		
Kunia Field Station, HI.....	14	X			X		
Lake City Army Ammunition Plant, MO.....	28			X	X		
Leavenworth, Fort, KS.....	19	X			X		
Lee, Fort, VA.....	50	X			X		
Letterkenny Army Depot, PA.....	42	X			X		
Lewis, Fort, WA.....	52	X			X		
Lexington-Blue Grass Depot Activity, KY.....	20	X			X		
Lima Army Tank Center, OH.....	39			X	X		
Lone Star Army Ammunition Plant, TX.....	47			X	X		
Longhorn Army Ammunition Plant, TX.....	47			X	X		
Louisiana Army Ammunition Plant, LA.....	21			X	X		

INDEX OF MAJOR MILITARY INSTALLATIONS AND INDUSTRIAL FACILITIES	ACTIVITY CLASS						
	M A P  N U M B E R	N O N  I N D	I N D  G O V T  O P	I N D  C O N T R  O P	A C T I V E	S T A N D B Y	E X C E S S
NAME AND LOCATION							
DEPARTMENT OF THE ARMY - MILITARY FUNCTIONS (cont.)							
Lovell National Guard Facility, WY.....	56	X			X		
McAlester Army Ammunition Plant, OK.....	40		X		X		
McClellan, Fort, AL.....	1	X			X		
McCoy, Fort, Sparta, WI.....	55	X			X		
McNair, Fort Lesley J., DC.....	53	X			X		
McPherson, Fort, GA.....	13	X			X		
Meade, Fort George G., MD.....	23	X			X		
Memphis Defense Depot, TN.....	46	X			X		
Milan Army Ammunition Plant, TN.....	46			X	X		
Military Ocean Terminal (Bayonne) NJ.....	33	X			X		
Military Ocean Terminal (Sunny Point), NC.....	37	X			X		
Mississippi Army Ammunition Plant, MS.....	27			X	X		
Monmouth, Fort, NJ.....	33	X			X		
Monroe, Fort, VA.....	51	X			X		
Monterey, Presidio of, CA.....	5	X			X		
Myer, Fort, DC.....	53	X			X		
Natick Research and Development Center, MA.....	24	X			X		
Navajo Depot Activity, AZ.....	3	X			X		
New Cumberland Army Depot, PA.....	42	X			X		
Newport Army Ammunition Plant, IN.....	17			X	X		
Oakland Army Base, CA.....	8	X			X		
Ogden Defense Depot, UT.....	48	X			X		
Ord, Fort, CA.....	5	X			X		
Phosphate Development Works, AL.....	1			X		X	
Picatinny Arsenal, NJ.....	33	X			X		
Pickett, Fort, Petersburg, VA.....	50	X			X		
Pine Bluff Arsenal, AR.....	4		X			X	
Polk, Fort, LA.....	21	X			X		
Pueblo Depot Activity, CO.....	9	X			X		
Radford Army Ammunition Plant, VA.....	50		X		X		
Ravenna Army Ammunition Plant, OH.....	39			X		X	
Red River Army Depot, TX.....	47	X			X		
Redstone Arsenal, AL.....	1		X		X		
Richardson, Fort, AK.....	2	X			X		
Richmond Defense Depot, VA.....	51	X			X		
Riley, Fort, KS.....	19	X			X		
Ritchie, Fort, MD.....	23	X			X		

INDEX OF MAJOR MILITARY INSTALLATIONS AND INDUSTRIAL FACILITIES	M A P N U M B E R	ACTIVITY CLASS				
		N O N I N D	I N D I G O V T O P	I N D C O N T R O P	A C T I V E	S T A N D B Y
NAME AND LOCATION						
DEPARTMENT OF THE ARMY - MILITARY FUNCTIONS (cont.)						
Riverbank Army Ammunition Plant, CA.....	5			X		X
Rock Island Arsenal, IL.....	16		X		X	
Rocky Mountain Arsenal, CO.....	9		X		X	
Rucker, Fort, AL.....	1	X			X	
Sacramento Army Depot, CA.....	5	X			X	
Saginaw Army Aircraft Plant, TX.....	47			X	X	
St. Louis Area Support Center, IL.....	16	X			X	
St. Louis Army Ammunition Plant, MO.....	28			X		X
San Francisco, Presidio of, CA.....	8	X			X	
Savanna Depot Activity, IL.....	16	X			X	
Schofield Barracks, HI.....	14	X			X	
Scranton Army Ammunition Plant, PA.....	42			X	X	
Seneca Army Depot, NY.....	35	X			X	
Shafter, Fort, HI.....	14	X			X	
Sharpe Army Depot, CA.....	5	X			X	
Sheridan, Fort, IL.....	16	X			X	
Sierra Army Depot, CA.....	5	X			X	
Sill, Fort, OK.....	40	X			X	
Stewart, Fort, GA.....	13	X			X	
Story, Fort, VA.....	51	X			X	
Stratford Army Engine Plant, CT.....	10		X		X	
Sunflower Army Ammunition Plant, KS.....	19			X		X
Tarheel Army Missile Plant, NC.....	37			X	X	
Tobyhanna Army Depot, PA.....	42	X			X	
Tooele Army Depot, UT.....	48	X			X	
Tripler Army Medical Center, HI.....	14	X			X	
Twin Cities Army Ammunition Plant, MN.....	26			X		X
Umatilla Depot Activity, OR.....	41	X			X	
U.S. Military Academy, NY.....	35	X			X	
Vint Hill Farms Station, VA.....	50	X			X	
Volunteer Army Ammunition Plant, TN.....	46			X		X
Wainwright, Fort, AK.....	2	X			X	
Walter Reed Army Medical Center, DC.....	53	X			X	
Watervliet Arsenal, NY.....	35		X		X	
Weldon Springs Chemical Plant, MO.....	28		X			X
White Sands Missile Range, NM.....	34	X			X	
Wingate Depot Activity, NM.....	34	X			X	

INDEX OF MAJOR MILITARY INSTALLATIONS AND INDUSTRIAL FACILITIES	M A P N U M B E R	ACTIVITY CLASS					
		N O N I N D U S T R I A L	I N D U S T R I A L	I N D U S T R I A L	I N D U S T R I A L	A C T I V E	S T A N D B Y
NAME AND LOCATION							
DEPARTMENT OF THE ARMY - MILITARY FUNCTIONS(concluded)							
Wood, Fort Leonard, MO.....	28	X				X	
Yakima Firing Center, WA.....	52	X				X	
Yuma Proving Ground, AZ.....	3	X				X	
DEPARTMENT OF THE NAVY - MILITARY FUNCTIONS							
Chief of Naval Education and Training, Pensacola, FL..	12	X				X	
Commander in Chief, U.S. Pacific Fleet, Pearl Harbor, HI.....	14	X				X	
Commander in Chief, U.S. Atlantic Fleet, Norfolk, VA..	51	X				X	
Commander, Naval Medical Command, Washington, DC.....	53	X				X	
Commander, Naval Reserve Force, New Orleans, LA.....	21	X				X	
Fleet Accounting and Disbursing Center LANT, Norfolk, VA.....	51	X				X	
Fleet Anti-Submarine Warfare Training Center Pacific, San Diego, CA.....	7	X				X	
Fleet Ballistic Missile Submarine Training Center, Charleston, SC.....	44	X				X	
Fleet Combat Training Center Atlantic, Dam Neck, VA...	51	X				X	
Fleet Combat Training Center Pacific, San Diego, CA...	7		X			X	
Fleet Material Support Office, Mechanicsburg, PA.....	42	X				X	
Fleet Training Center, Mayport, FL.....	12	X				X	
Fleet Training Center, Norfolk, VA.....	51	X				X	
Fleet Training Center, San Diego, CA.....	7		X			X	
Hercules Powder-Bacchus Works, UT.....	48			X		X	
Marine Barracks, Washington, DC.....	53	X				X	
Marine Corps Air Facility, Quantico, VA.....	50	X				X	
Marine Corps Air Station El Toro, Santa Ana, CA.....	6		X			X	
Marine Corps Air Station, Kaneohe Bay, Oahu Island, HI	14	X				X	
Marine Corps Air Station (Helicopter), New River, Jacksonville, NC.....	37	X				X	
Marine Corps Air Station (Helicopter), Tustin, CA.....	6	X				X	
Marine Corps Air Station, Beaufort, SC.....	44	X				X	
Marine Corps Air Station, Cherry Point, NC.....	37	X				X	
Marine Corps Air Station, Yuma, AZ.....	3	X				X	
Marine Corps Air-Ground Combat Center, Twentynine Palms, CA.....	5	X				X	

INDEX OF MAJOR MILITARY INSTALLATIONS AND INDUSTRIAL FACILITIES	ACTIVITY CLASS						
	M A P N U M B E R	N O N I N D U S T R I A L	I N D U S T R I A L G O V T O P	I N D U S T R I A L C O N T R O L	A C T I V E	S T A N D B Y	E X C E S S
NAME AND LOCATION							
DEPARTMENT OF THE NAVY - MILITARY FUNCTIONS(continued)							
Marine Corps Automated Services Center, Kansas City,MO	28	X			X		
Marine Corps Base, Camp Lejeune, NC.....	37	X			X		
Marine Corps Base, Camp Pendleton, CA.....	5	X			X		
Marine Corps Camp Elmore, Norfolk, VA.....	51	X			X		
Marine Corps Camp H. M. Smith, Halawa Heights, HI.....	14	X			X		
Marine Corps Development and Education Command, Quantico, VA.....	50	X			X		
Marine Corps Finance Center, Kansas City, MO.....	28	X			X		
Marine Corps Headquarters, Arlington, VA.....	53	X			X		
Marine Corps Logistics Base, Albany, GA.....	13		X		X		
Marine Corps Logistics Base, Barstow, CA.....	5		X		X		
Marine Corps Recruit Depot, Parris Island, SC.....	44	X			X		
Marine Corps Recruit Depot, San Diego, CA.....	7	X			X		
Military Sealift Command Atlantic, Bayonne, NJ.....	33		X		X		
Military Sealift Command Pacific, Oakland, CA.....	8		X		X		
Military Sealift Command, Washington, DC.....	53	X			X		
Naval Academy, Annapolis, MD.....	23	X			X		
Naval Air Development Center, Warminster, PA.....	42		X		X		
Naval Air Engineering Center, Lakehurst, NJ.....	33	X			X		
Naval Air Facility Andrews AFB, Camp Springs, MD.....	53	X			X		
Naval Air Facility, Detroit, Mt Clemens, MI.....	25	X			X		
Naval Air Facility, El Centro, CA.....	5	X			X		
Naval Air Propulsion Center, Trenton, NJ.....	33		X		X		
Naval Air Rework Facility, Alameda, CA.....	8		X		X		
Naval Air Rework Facility, Cherry Point, NC.....	37		X		X		
Naval Air Rework Facility, Jacksonville, FL.....	12		X		X		
Naval Air Rework Facility, Norfolk, VA.....	51		X		X		
Naval Air Rework Facility, North Island, San Diego, CA	7		X		X		
Naval Air Rework Facility, Pensacola, FL.....	12		X		X		
Naval Air Station, Oceana, Virginia Beach, VA.....	51	X			X		
Naval Air Station, Alameda, CA.....	8	X			X		
Naval Air Station, Atlanta, Marietta, GA.....	13	X			X		
Naval Air Station, Barbers Point, HI.....	14	X			X		
Naval Air Station, Brunswick, ME.....	22	X			X		
Naval Air Station, Cecil Field, FL.....	12	X			X		
Naval Air Station, Chase Field, Beeville, TX.....	47	X			X		
Naval Air Station, Corpus Christi, TX.....	47	X			X		

INDEX OF MAJOR MILITARY INSTALLATIONS AND INDUSTRIAL FACILITIES	ACTIVITY CLASS						
	M A P N U M B E R	N O N I N D	I N D G O V T O P	N D C O N T R O P	A C T I V E	S T A N D B Y	E X C E S S
NAME AND LOCATION							
DEPARTMENT OF THE NAVY - MILITARY FUNCTIONS (cont)							
Naval Air Station, Dallas, TX.....	47	X			X		
Naval Air Station, Fallon, NV.....	31	X			X		
Naval Air Station, Glenview, IL.....	16	X			X		
Naval Air Station, Jacksonville, FL.....	12	X			X		
Naval Air Station, Key West, FL.....	12	X			X		
Naval Air Station, Kingsville, TX.....	47	X			X		
Naval Air Station, Lemoore, CA.....	5	X			X		
Naval Air Station, Memphis, Millington, TN.....	46	X			X		
Naval Air Station, Meridian, MS.....	27	X			X		
Naval Air Station, Miramar, San Diego, CA.....	7	X			X		
Naval Air Station, Moffett Field, CA.....	8	X			X		
Naval Air Station, New Orleans, LA.....	21	X			X		
Naval Air Station, Norfolk, VA.....	51	X			X		
Naval Air Station, North Island, San Diego, CA.....	7	X			X		
Naval Air Station, Patuxent River, MD.....	23	X			X		
Naval Air Station, Pensacola, FL.....	12	X			X		
Naval Air Station, Point Mugu, CA.....	5	X			X		
Naval Air Station, South Weymouth, MA.....	24	X			X		
Naval Air Station, Whidbey Island, Oak Harbor, WA.....	52	X			X		
Naval Air Station, Whiting Field, Milton, FL.....	12	X			X		
Naval Air Station, Willow Grove, PA.....	42	X			X		
Naval Air Systems Command Headquarters, Arlington, VA.....	53	X			X		
Naval Air Technical Training Center, Millington, TN...	46	X			X		
Naval Air Text Center, Patuxent River, MD.....	23	X			X		
Naval Amphibious Base, Coronado, San Diego, CA.....	7	X			X		
Naval Amphibious Base, Little Creek, Norfolk, VA.....	51	X			X		
Naval Audiovisual Center, Washington, DC.....	53	X			X		
Naval Aviation Logistics Center, Patuxent River, MD...	23	X			X		
Naval Aviation Supply Office, Philadelphia, PA.....	42	X			X		
Naval Avionics Center, Indianapolis, IN.....	17		X		X		
Naval Coastal System Center, Panama City, FL.....	12		X		X		
Naval Communication Area Master Station Atlantic, Norfolk, VA.....	51	X			X		
Naval Communication Area Master Station EASTPAC, Wahiawa, HI.....	14	X			X		
Naval Communication Station, San Diego, CA.....	7	X			X		
Naval Communication Station, Stockton, CA.....	8	X			X		

INDEX OF MAJOR MILITARY INSTALLATIONS AND INDUSTRIAL FACILITIES	ACTIVITY CLASS						
	M A P  N U M B E R	N O N  I N D	I N D  G O V T  O P	I N D  C O N T R  O P	A C T I V E	S T A N D B Y	E X C E S S
NAME AND LOCATION							
DEPARTMENT OF THE NAVY - MILITARY FUNCTIONS (cont)							
Naval Communication Unit Cutler, East Machias, ME.....	22	X			X		
Naval Communication Unit Washington, Cheltenham, MD...	53	X			X		
Naval Construction Battalion Center, Davisville, RI...	43	X			X		
Naval Construction Battalion Center, Gulfport, MS.....	27	X			X		
Naval Construction Battalion Center, Port Heuneme, CA.	5	X			X		
Naval Data Automation Command, Navy Yard, Washington, DC.....	53	X			X		
Naval District Washington Headquarters, Washington, DC	53	X			X		
Naval Education and Training Center, Newport, RI.....	43	X			X		
Naval Education Training Program Development Center, Pensacola, FL.....	12	X			X		
Naval Electronic Systems Command Headquarters, Arlington, VA.....	53	X			X		
Naval Electronic Systems Engineering Center, San Diego, CA.....	7	X			X		
Naval Facilities Engineering Command, Atlantic Div, Norfolk, VA.....	51	X			X		
Naval Facilities Engineering Command, Chesapeake Div, Washington, DC.....	53	X			X		
Naval Facilities Engineering Command, Headquarters, Alexandria, VA.....	53	X			X		
Naval Facilities Engineering Command, Northern Div, Philadelphia, PA.....	42	X			X		
Naval Facilities Engineering Command, Pacific Div, Pearl Harbor, HI.....	14	X			X		
Naval Facilities Engineering Command, Southern Div, Charleston, SC.....	44	X			X		
Naval Facilities Engineering Command, Western Div, San Bruno, CA.....	8	X			X		
Naval Facility, Adak, AK.....	2	X			X		
Naval Facility, Barbers Point, HI.....	14	X			X		
Naval Facility, Centerville Beach, Ferndale, CA.....	5	X			X		
Naval Facility, Coos Head, Charleston, OR.....	41	X			X		
Naval Facility, Pacific Beach, WA.....	52	X			X		
Naval Facility, Point Sur, Big Sur, CA.....	5	X			X		
Naval Facility, San Nicolas Island, CA.....	13	X			X		

INDEX OF MAJOR MILITARY INSTALLATIONS AND INDUSTRIAL FACILITIES	ACTIVITY CLASS						
	M A P N U M B E R	N O N I N D	I N D G O V T O P	I N D C O N T R O P	A C T I V E	S T A N D B Y	E X C E S S
NAME AND LOCATION							
DEPARTMENT OF THE NAVY - MILITARY FUNCTIONS (cont)							
Naval Guided Missile School Dam Neck, Virginia Beach, VA.....	51	X			X		
Naval Hospital, Beaufort, SC.....	44	X			X		
Naval Hospital, Bethesda, MD.....	53	X			X		
Naval Hospital, Bremerton, WA.....	52	X			X		
Naval Hospital, Camp Lejeune, NC.....	37	X			X		
Naval Hospital, Camp Pendleton, CA.....	5	X			X		
Naval Hospital, Charleston, SC.....	44	X			X		
Naval Hospital, Cherry Point, NC.....	37	X			X		
Naval Hospital, Corpus Christi, TX.....	47	X			X		
Naval Hospital, Great Lakes, IL.....	16	X			X		
Naval Hospital, Jacksonville, FL.....	12	X			X		
Naval Hospital, Lemoore, CA.....	5	X			X		
Naval Hospital, Long Beach, CA.....	6	X			X		
Naval Hospital, Memphis, TN.....	46	X			X		
Naval Hospital, New London, Groton, CT.....	10	X			X		
Naval Hospital, Newport, RI.....	43	X			X		
Naval Hospital, Oakland, CA.....	8	X			X		
Naval Hospital, Orlando, FL.....	12	X			X		
Naval Hospital, Patuxent River, MD.....	23	X			X		
Naval Hospital, Pensacola, FL.....	12	X			X		
Naval Hospital, Philadelphia, PA.....	42	X			X		
Naval Hospital, Portsmouth, VA.....	51	X			X		
Naval Hospital, San Diego, CA.....	7	X			X		
Naval Hospital, Whidbey Island, WA.....	52	X			X		
Naval Intelligence Command Headquarters, Suitland, MD.	53	X			X		
Naval Intelligence Support Center, Suitland, MD.....	53	X			X		
Naval Magazine, Laulaulei, HI.....	14	X			X		
Naval Material Command, Arlington, VA.....	53	X			X		
Naval Military Personnel Command, Arlington, VA.....	53	X			X		
Naval Nuclear Power Training Unit, Ballston Spa, NY...	35	X			X		
Naval Nuclear Power Training Unit, Idaho Falls, ID....	15	X			X		
Naval Nuclear Power Training Unit, Windsor, CT.....	10	X			X		
Naval Observatory Flagstaff Station, Flagstaff, AZ....	3	X			X		
Naval Observatory, Washington, DC.....	53	X			X		
Naval Ocean System Center, San Diego, CA.....	7		X		X		
Naval Oceanography Command, NSTL Station, MS.....	27	X			X		

INDEX OF MAJOR MILITARY INSTALLATIONS AND INDUSTRIAL FACILITIES	ACTIVITY CLASS						
	M A P N U M B E R	N O N I N D U S T R I A L	I N D U S T R I A L	I N D U S T R I A L	A C T I V E	S T A N D B Y	E X C E S S
NAME AND LOCATION							
DEPARTMENT OF THE NAVY - MILITARY FUNCTIONS (cont)							
Naval Oceanographic Office, NSTL Station, MS.....	27	X			X		
Naval Ordnance Station, Indian Head, MD.....	23		X		X		
Naval Ordnance Station, Louisville, KY.....	20		X		X		
Naval Postgraduate School, Monterey, CA.....	5	X			X		
Naval Publications and Forms Center, Philadelphia, PA..	42		X		X		
Naval Radio Station Jim Creek, Oso, WA.....	52	X			X		
Naval Radio Station, R, Sugar Grove, WV.....	54	X			X		
Naval Recruit Training Command, Great Lakes, IL.....	16	X			X		
Naval Recruit Training Command, Orlando, FL.....	12	X			X		
Naval Recruit Training Command, San Diego, CA.....	7	X			X		
Naval Research Laboratory, Washington, DC.....	53		X		X		
Naval Sea Systems Command Headquarters, Arlington, VA.	53	X			X		
Naval Security Group Activity, Adak, AK.....	2	X			X		
Naval Security Group Activity, Homestead, FL.....	12	X			X		
Naval Security Group Activity, Northwest, Chesapeake, VA.....	51	X			X		
Naval Security Group Activity, Skaggs Island, Sonoma, CA.....	8	X			X		
Naval Security Group Activity, Winter Harbor, ME.....	22	X			X		
Naval Security Group Command Headquarters, Washington, DC.....	53	X			X		
Naval Ship Res and Development Center, Detachment, Annapolis, MD.....	23	X			X		
Naval Ship Res and Development Center, Bethesda, MD...	53	X			X		
Naval Ship Weapon Systems Engineering Station, Port Hueneme, CA.....	5		X		X		
Naval Ship Systems Engineering Station, Philadelphia, PA.....	42		X		X		
Naval Shipyard, Mare Island, Vallejo, CA.....	8		X		X		
Naval Shipyard, Norfolk, Portsmouth, VA.....	51		X		X		
Naval Shipyard, Charleston, SC.....	44		X		X		
Naval Shipyard, Long Beach, CA.....	6		X		X		
Naval Shipyard, Pearl Harbor, HI.....	14		X		X		
Naval Shipyard, Philadelphia, PA.....	42		X		X		
Naval Shipyard, Portsmouth, Kittery, ME.....	22		X		X		
Naval Shipyard Puget Sound, Bremerton, WA.....	52	X			X		
Naval Station, Adak, AK.....	2	X			X		

INDEX OF MAJOR MILITARY INSTALLATIONS AND INDUSTRIAL FACILITIES	ACTIVITY CLASS						
	M A P N U M B E R	N O N I N D I C A T I V E	I N D I C A T I V E	I N D I C A T I V E	A C T I V E	S T A N D B Y	E X C E S S
NAME AND LOCATION							
DEPARTMENT OF THE NAVY - MILITARY FUNCTIONS (cont)							
Naval Station, Annapolis, MD.....	23	X			X		
Naval Station, Charleston, SC.....	44	X			X		
Naval Station, Long Beach, CA.....	6	X			X		
Naval Station, Mayport, FL.....	12	X			X		
Naval Station, New York, Brooklyn, NY.....	36	X			X		
Naval Station, Norfolk, VA.....	51	X			X		
Naval Station, Pearl Harbor, HI.....	14	X			X		
Naval Station, Philadelphia, PA.....	42	X			X		
Naval Station, San Diego, CA.....	7	X			X		
Naval Station, Seattle, WA.....	52	X			X		
Naval Station, Treasure Island, San Francisco, CA.....	8	X			X		
Naval Submarine Base, New London, Groton, CT.....	10	X			X		
Naval Submarine Base, Pearl Harbor, HI.....	14	X			X		
Naval Submarine Base, Bangor, WA.....	52	X			X		
Naval Submarine Base, Kings Bay, GA.....	13	X			X		
Naval Submarine Base, San Diego, CA.....	7	X			X		
Naval Submarine School, New London, Groton, CT.....	10	X			X		
Naval Submarine Support Facility, New London, Groton, CT.....	10	X			X		
Naval Supply Center, Cheatham Annex, Williamsburg, VA.....	50	X			X		
Naval Supply Center, Puget Sound, Bremerton, WA.....	52	X			X		
Naval Supply Center, Charleston, SC.....	44	X			X		
Naval Supply Center, Jacksonville, FL.....	12	X			X		
Naval Supply Center, Norfolk, VA.....	51	X			X		
Naval Supply Center, Oakland, CA.....	8	X			X		
Naval Supply Center, Pearl Harbor, HI.....	14	X			X		
Naval Supply Center, San Diego, CA.....	7	X			X		
Naval Supply Corps School, Athens, GA.....	13	X			X		
Naval Supply Systems Command Headquarters, Arlington, VA.....	53	X			X		
Naval Support Activity, New Orleans, LA.....	21	X			X		
Naval Support Center, Crane, IN.....	17	X			X		
Naval Surface Weapons Center, Dahlgren, VA.....	50	X			X		
Naval Surface Weapons Center, White Oak Laboratory, Silver Spring, MD.....	53		X		X		
Naval Technical Training Center, Corry Station, Pensacola, FL.....	12	X			X		

INDEX OF MAJOR MILITARY INSTALLATIONS AND INDUSTRIAL FACILITIES	ACTIVITY CLASS						
	M A P N U M B E R	N O N I N D	I N D I G O V T O P	I N D C O N T R O P	A C T I V E	S T A N D B Y	E X C E S S
NAME AND LOCATION							
DEPARTMENT OF THE NAVY - MILITARY FUNCTIONS (cont)							
Naval Telecommunications Command Headquarters, Washington, DC.....	53	X			X		
Naval Training Center, Great Lakes, IL.....	16	X			X		
Naval Training Center, Orlando, FL.....	12	X			X		
Naval Training Center, San Diego, CA.....	7	X			X		
Naval Training Equipment Center, Orlando, FL.....	12	X			X		
Naval Undersea Warfare Engineering Station, Keyport, WA.....	52		X		X		
Naval Underwater Systems Center, Newport, RI.....	43		X		X		
Naval Underwater Systems Center, Detachment, New London, Groton, CT.....	10	X			X		
Naval War College, Newport, RI.....	43	X			X		
Naval Weapons Center, China Lake, CA.....	5		X		X		
Naval Weapons Center Annex, Corona, CA.....	6		X		X		
Naval Weapons Station, Charleston, SC.....	44		X		X		
Naval Weapons Station, Concord, CA.....	8		X		X		
Naval Weapons Station, Colts Neck, Earle, NJ.....	33		X		X		
Naval Weapons Station, Seal Beach, CA.....	6		X		X		
Naval Weapons Station, Yorktown, VA.....	50		X		X		
Naval Weapons Support Center, Crane, IN.....	17	X			X		
Navy Accounting and Finance Center, Arlington, VA.....	53	X			X		
Navy Finance Center, Cleveland, OH.....	39	X			X		
Navy Public Works Center, Great Lakes, IL.....	16		X		X		
Navy Public Works Center, Norfolk, VA.....	51		X		X		
Navy Public Works Center, Pearl Harbor, HI.....	14		X		X		
Navy Public Works Center, Pensacola, FL.....	12		X		X		
Navy Public Works Center, San Diego, CA.....	7		X		X		
Navy Public Works Center, San Francisco Bay, Oakland, CA.....	8		X		X		
Navy Ships Parts Control Center, Mechanicsburg, PA....	42	X			X		
Ordnance Industrial Reserve Plant-Minneapolis, Fridley, MN.....	26			X	X		
Pacific Missile Range Facility, Barking Sands, Kekaha, Kauai, HI.....	14	X			X		
Pacific Missile Test Center, Point Mugu, CA.....	5		X		X		
Polaris Missile Facility, Atlantic, Charleston, SC....	44		X		X		
Postgraduate School, Monterey, CA.....	5	X			X		

INDEX OF MAJOR MILITARY INSTALLATIONS AND INDUSTRIAL FACILITIES	M A P  N U M B E R	ACTIVITY CLASS				
		N O N  I N D	I N D  G O V T  O P	I N D  C O N T R  O P	A C T I V E	S T A N D B Y
NAME AND LOCATION						
DEPARTMENT OF THE NAVY - MILITARY FUNCTIONS(concluded)						
Service Command School, Great Lakes, IL.....	16	X			X	
Service Command School, Orlando, FL.....	12	X			X	
Service Command School, San Diego, CA.....	7	X			X	
Strategic Weapons Facility Pacific, Bremerton, WA.....	52		X		X	
TRIDENT Refit Facility, Bangor, Bremerton, WA.....	52	X			X	
Weapons Industrial Reserve Plant, Bethpage, NY.....	35			X	X	
Weapons Industrial Reserve Plant, Dallas, TX.....	47			X	X	
Weapons Industrial Reserve Plant, Pittsfield, MA.....	24			X	X	
Weapons Industrial Reserve Plant, Pomona, CA.....	6			X	X	
Weapons Industrial Reserve Plant-Sunnyvale, San Jose, CA.....	8			X	X	
DEPARTMENT OF THE AIR FORCE - MILITARY FUNCTIONS						
Air Force Plant No. 3, Tulsa, OK.....	40			X	X	
Air Force Plant No. 4, Fort Worth, TX.....	47			X	X	
Air Force Plant No. 6, Marietta, GA.....	13			X	X	
Air Force Plant No. 19, San Diego, CA.....	7			X	X	
Air Force Plant No. 28, Everett, MA.....	24			X	X	
Air Force Plant No. 29, Lynn, MA.....	24			X	X	
Air Force Plant No. 36, Evandale, OH.....	39			X	X	
Air Force Plant No. 38, Modeltown, NY.....	35			X	X	
Air Force Plant No. 42, Production Flight Test Installation, Palmdale, CA.....	6			X	X	
Air Force Plant No. 44, Tucson, AZ.....	3			X	X	
Air Force Plant No. 47, Cleveland, OH.....	39			X	X	
Air Force Plant No. 49, Buffalo, NY.....	35			X	X	
Air Force Plant No. 50, Halethorpe, MD.....	23			X	X	
Air Force Plant No. 59, Binghamton, NY.....	35			X	X	
Air Force Plant No. 63, North Grafton, MA.....	24			X	X	
Air Force Plant No. 70, Sacramento, CA.....	16			X	X	
Air Force Plant No. 78, Corinne, UT.....	48			X	X	
Air Force Plant No. 83, Albuquerque, NM.....	34			X	X	
Air Force Plant No. 84, St. Louis, MO.....	28			X	X	
Altus Air Force Base, OK.....	40	X			X	
Andrews Air Force Base, DC Area.....	53	X			X	
Arnold Air Force Station, TN.....	46	X			X	

INDEX OF MAJOR MILITARY INSTALLATIONS AND INDUSTRIAL FACILITIES	ACTIVITY CLASS						
	M A P N U M B E R	N O N I N D	I N D I G O V T O P	I N D C O N T R O P	A C T I V E	S T A N D B Y	E X C E S S
NAME AND LOCATION							
DEPARTMENT OF THE AIR FORCE - MILITARY FUNCTIONS (continued)							
Avon Park Air Force Range, FL.....	12	X			X		
Barksdale Air Force Base, LA.....	21	X			X		
Beale Air Force Base, CA.....	5	X			X		
Bergstrom Air Force Base, TX.....	47	X			X		
Blytheville Air Force Base, AR.....	4	X			X		
Bolling Air Force Base, DC.....	53	X			X		
Brooks Air Force Base, TX.....	47	X			X		
Buckley Air National Guard Base, CO.....	9	X			X		
Cannon Air Force Base, NM.....	34	X			X		
Carswell Air Force Base, TX.....	47	X			X		
Castle Air Force Base, CA.....	5	X			X		
Chanute Air Force Base, IL.....	16	X			X		
Charleston Air Force Base, SC.....	44	X			X		
Chicago-O'Hare Airport, IL.....	16	X			X		
Claiborne Air Force Range, Forrest Hill, LA.....	21	X			X		
Columbus Air Force Base, MS.....	27	X			X		
Cuddeback Air Force Range, CA.....	5	X			X		
Dare County Range, Stumpy Point, NC.....	37	X			X		
Davis-Monthan Air Force Base, AZ.....	3	X			X		
Dobbins Air Force Base, GA.....	13	X			X		
Dover Air Force Base, DE.....	11	X			X		
Dyess Air Force Base, TX.....	47	X			X		
Edwards Air Force Base, CA.....	5	X			X		
Eglin Auxiliary Airfield 9 (Hurlbert Field), FL.....	12	X			X		
Eglin Air Force Base, FL.....	12	X			X		
Eglin Range, FL.....	12	X			X		
Eielson Air Force Base, AK.....	2	X			X		
Ellsworth Air Force Base, SD.....	45	X			X		
Elmendorf Air Force Base, AK.....	2	X			X		
England Air Force Base, LA.....	21	X			X		
Fairchild Air Force Base, WA.....	52	X			X		
Francis E. Warren Air Force Base, WY.....	56	X			X		
General Mitchell Field, WI.....	55	X			X		
Gentile Defense Electronics Supply Center, Dayton, OH.	39	X			X		
George Air Force Base, CA.....	5	X			X		
Goodfellow Air Force Base, TX.....	47	X			X		

INDEX OF MAJOR MILITARY INSTALLATIONS AND INDUSTRIAL FACILITIES	ACTIVITY CLASS						
	M A P N U M B E R	N O N I N D U S T R I A L	I N D U S T R I A L	I N D U S T R I A L	A C T I V E	S T A N D B Y	E X C E S S
NAME AND LOCATION							
DEPARTMENT OF THE AIR FORCE - MILITARY FUNCTIONS(cont)							
Grand Forks Air Force Base, ND.....	38	X			X		
Grant, David, USAF Medical Center, CA.....	8	X			X		
Greater Pittsburgh International Airport, PA.....	42	X			X		
Griffiss Air Force Base, NY.....	35	X			X		
Grissom Air Force Base, IN.....	17	X			X		
Gunter Air Force Station, AL.....	1	X			X		
Hanscom Air Force Base, MA.....	24	X			X		
Hancock Field, NY.....	35	X			X		
HQ Air Force Communications Command, Scott Air Force Base, IL.....	16	X			X		
HQ Air Force Reserve, Robins Air Force Base, GA.....	13	X			X		
HQ Air Force Logistics Command, Wright-Patterson Air Force Base, OH.....	39	X			X		
HQ Air Force Systems Command, Andrews Air Force Base, DC Area.....	53	X			X		
HQ Air Training Command, Randolph Air Force Base, TX..	47	X			X		
HQ Alaska Air Command, Elmendorf Air Force Base, AK...	2	X			X		
HQ Military Airlift Command, Scott Air Force Base, IL...	16	X			X		
HQ Pacific Air Forces, Hickam Air Force Base, HI.....	14	X			X		
HQ Strategic Air Command, Offutt Air Force Base, NE...	30	X			X		
HQ Tactical Air Command, Langley Air Force Base, VA...	50	X			X		
HQ Electronic Security Command, Kelly Air Force Base, TX.....	47	X			X		
Hickam Air Force Base, HI.....	14	X			X		
Hill Air Force Base, UT.....	48	X			X		
Holloman Air Force Base, NM.....	34	X			X		
Homestead Air Force Base, FL.....	12	X			X		
Keesler Air Force Base, MS.....	27	X			X		
Keesler USAF Medical Center, MS.....	27	X			X		
Kelly Air Force Base, TX.....	47	X			X		
Kirtland Air Force Base, NM.....	34	X			X		
K.I. Sawyer Air Force Base, MI.....	25	X			X		
Lackland Air Force Base, TX.....	47	X			X		
Langley Air Force Base, VA.....	50	X			X		
Laughlin Air Force Base, TX.....	47	X			X		
Little Rock Air Force Base, AR.....	4	X			X		
Loring Air Force Base, ME.....	22	X			X		

INDEX OF MAJOR MILITARY INSTALLATIONS AND INDUSTRIAL FACILITIES	ACTIVITY CLASS						
	M A P  N U M B E R	N O N  I N D	I N D  G O V T	I N D  C O N T R	A C T I V E	S T A N D B Y	E X C E S S
NAME AND LOCATION							
DEPARTMENT OF THE AIR FORCE - MILITARY FUNCTIONS(cont)							
Los Angeles Air Force Station, CA.....	6	X			X		
Lowry Air Force Base, CO.....	9	X			X		
Luke Weapons Base, AZ.....	3	X			X		
Luke Air Force Range, AZ.....	3	X			X		
MacDill Air Force Base, FL.....	12	X			X		
Malcolm Grow USAF Medical Center, Andrews AFB, DC Area	53	X			X		
Malmstrom Air Force Base, MT.....	29	X			X		
March Air Force Base, CA.....	5	X			X		
Mather Air Force Base, CA.....	5	X			X		
Maxwell Air Force Base, AL.....	1	X			X		
McChord Air Force Base, WA.....	52	X			X		
McClellan Air Force Base, CA.....	5	X			X		
McConnell Air Force Base, KS.....	19	X			X		
McEntire Air National Guard Base, SC.....	44	X			X		
McGuire Air Force Base, NJ.....	33	X			X		
McLose Air Force Range, NM.....	34	X			X		
Minneapolis-St. Paul International Airport, MN.....	26	X			X		
Minot Air Force Base, ND.....	38	X			X		
Moody Air Force Base, GA.....	13	X			X		
Mountain Home Air Force Base, ID.....	15	X			X		
Myrtle Beach Air Force Base, SC.....	44	X			X		
Nellis Air Force Base, NV.....	31	X			X		
Nellis Air Force Range, NV.....	31	X			X		
Niagara Falls International Airport, NY.....	35	X			X		
NORAD, Cheyenne Mountain Complex, CO.....	9	X			X		
Norton Air Force Base, CA.....	5	X			X		
Offutt Air Force Base, NE.....	30	X			X		
Oklahoma City Air Force Station, OK.....	40	X			X		
Otis Air Guard Base, MA.....	24	X			X		
Patrick Air Force Base, FL.....	12	X			X		
Pease Air Force Base, NH.....	32	X			X		
Peterson Air Force Base, CO.....	9	X			X		
Plattsburgh Air Force Base, NY.....	35	X			X		
Poinsett Air Force Range, Wedgefield, SC.....	44	X			X		
Pope Air Force Base, NC.....	37	X			X		
Randolph Air Force Base, TX.....	47	X			X		
Reese Air Force Base, TX.....	47	X			X		

INDEX OF MAJOR MILITARY INSTALLATIONS AND INDUSTRIAL FACILITIES	M A P N U M B E R	ACTIVITY CLASS				
		N O N I N D I C A T O R Y	I N D I C A T O R Y	I N D I C A T O R Y	A C T I V E	S T A N D B Y
NAME AND LOCATION						
DEPARTMENT OF THE AIR FORCE - MILITARY FUNCTIONS (concluded)						
Richards-Gebaur Air Force Base, MO.....	28	X			X	
Rickenbacker Air National Guard Base, OH.....	39	X			X	
Robins Air Force Base, GA.....	13	X			X	
Saylor Creek Air Force Range, Bruneau, ID.....	15	X			X	
Scott Air Force Base, IL.....	16	X			X	
Scott USAF Medical Center, IL.....	16	X			X	
Selfridge Air National Guard Base, MI.....	25	X			X	
Seymour Johnson Air Force Base, NC.....	37	X			X	
Shaw Air Force Base, SC.....	44	X			X	
Shemya Air Force Base, AK.....	2	X			X	
Sheppard Air Force Base, TX.....	47	X			X	
Tinker Air Force Base, OK.....	40	X			X	
Travis Air Force Base, CA.....	8	X			X	
Tyndall Air Force Base, FL.....	12	X			X	
U.S. Air Force Academy, CO.....	9	X			X	
Utah Test and Training Range, UT.....	48	X			X	
Vance Air Force Base, OK.....	40	X			X	
Vandenberg Air Force Base, CA.....	5	X			X	
Westover Air Force Base, MA.....	24	X			X	
Wheeler Air Force Base, HI.....	14	X			X	
Whiteman Air Force Base, MO.....	28	X			X	
Wilford Hall USAF Medical Center, TX.....	47	X			X	
Williams Air Force Base, AZ.....	3	X			X	
Wright-Patterson Air Force Base, OH.....	39	X			X	
Wright-Patterson USAF Medical Center, OH.....	39	X			X	
Wurtsmith Air Force Base, MI.....	25	X			X	
Youngstown Municipal Airport, OH.....	39	X			X	

## **APPENDIX**

# **GUIDE TO OTHER, MORE DETAILED DATA ON PERSONNEL, PAYROLL OUTLAYS, AND PROCUREMENT**

*Personnel.* The Directorate for Information Operations and Reports (DIOR) publishes an annual report as of September 30 each year entitled *Distribution of Personnel by State and by Selected Locations*. In this publication, data are provided on the number and operating location of DOD active duty military and direct hire civilian personnel in each of the 50 states, by state, according to Defense component. Detailed data are provided in separate tables for major installations and selected cities in each state, according to Defense component.

Also available is a detailed computer listing of the number of active duty military and direct hire civilians for all locations in the United States at which they are reported. This listing also includes information by home port for active duty military personnel of the Navy or Marine Corps who are afloat or temporarily shore-based.

*Payroll Outlays.* Annually DIOR publishes detailed information on DOD payroll outlays by geographic location in the United States and U.S. territories. Information by Defense component is available on microfiche for active duty military pay, civilian pay, and reserve and National Guard pay, by the state, county, and city where work is performed. Information is also available on military retired pay according to the geographic location of the retired person.

*Payroll Outlays and Contract Obligations.* DIOR publishes annual computer listings of payroll outlays and contract obligations by state and county within each state. Data are provided by operating location for payroll outlays (except military retired pay, which is by location of the retiree), by place of performance for obligations of funds for prime contract awards over \$25,000, and by purchasing office location for obligations of funds for prime contract awards of \$25,000 or less.

*Prime Contract Awards Over \$25,000 by State.* DIOR publishes two detailed annual reports showing the net value of DOD prime contract awards over \$25,000 by place of performance in the 50 states, the District of Columbia, and Puerto Rico. One report is arrayed by state, county, contractor name, and city. The other is by state, city, and contractor name. Both reports show a contractor's name and associated dollar amount of contract awards for each separate place of performance. The aggregate value of the contractor's awards in each location is provided, with information displayed according to the Defense component making the award. Data can be requested by state or for selected counties within a state.

*Information on Ordering Publications.* DIOR publishes an annual catalog providing descriptions and costs of major publications and statistical information such as described above. Written requests for a free copy of this catalog should be addressed to the Director for Information Operations and Reports, Washington Headquarters Services, Room 1C535, The Pentagon, Washington, D.C. 20301.