

AD-A144 799

EDUCATIONAL AND NONPROFIT INSTITUTIONS RECEIVING
PRIME CONTRACT AWARDS FOR RDT&E, FY-83, (U)

17

UNCLASSIFIED

WASHINGTON HEADQUARTERS SERVICE (DOD) D C DIR FOR
INFO OP & RPTS. 1983, DTOR/P04-83

F/G 15/5

N/I

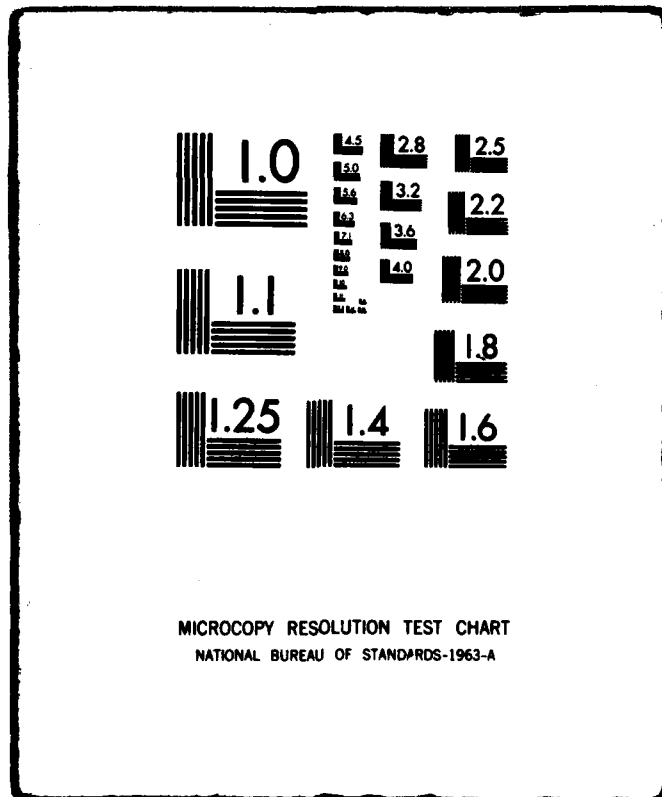
1 OF 1
AD A144 799



END
FILMED
11 04 85

1 OF 1

AD-A144 799

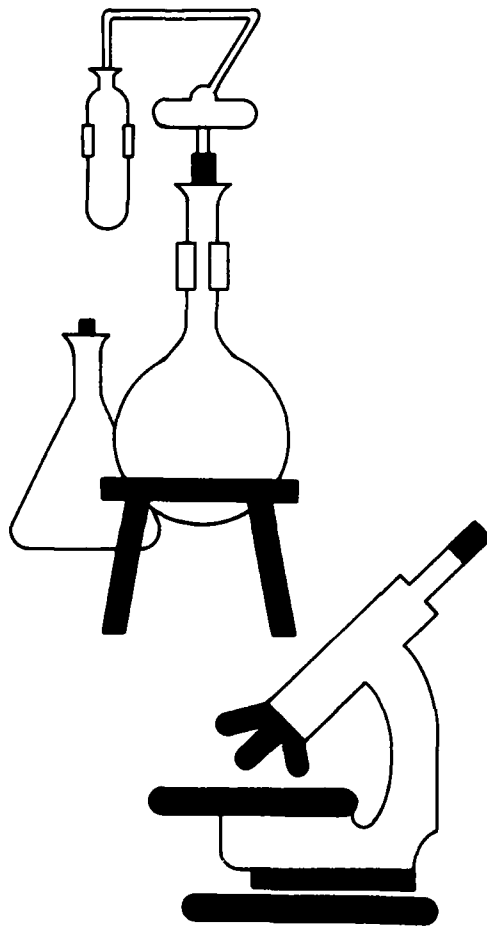
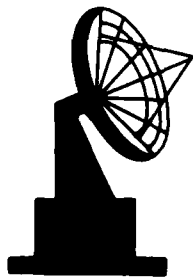



**THIS REPORT IS UNCLASSIFIED AND
ITS DISTRIBUTION IS UNLIMITED**

125

P04

**EDUCATIONAL AND
NONPROFIT INSTITUTIONS
RECEIVING PRIME CONTRACT
AWARDS FOR RDT&E
Fiscal Year 1983**



Department of Defense

**EDUCATIONAL AND NONPROFIT INSTITUTIONS
RECEIVING PRIME CONTRACT AWARDS FOR
RESEARCH, DEVELOPMENT, TEST, AND EVALUATION**

Fiscal Year 1983

Issued Annually by

**Department of Defense
Washington Headquarters Services
Directorate for Information
Operations and Reports**

FOREWORD

Educational and Nonprofit Institutions Receiving Prime Contract Awards for Research, Development, Test, and Evaluation is published annually by the Office of the Secretary of Defense, Washington Headquarters Services, Directorate for Information Operations and Reports (WHS/DIOR).

This report provides information on Department of Defense prime contract awards to educational and nonprofit institutions during Fiscal Year 1983. These data are shown in three sections, organized by awards to:

1. Educational and nonprofit institutions within the United States;
2. U.S. government agencies; and
3. Foreign institutions and government agencies.

The report is approved for public release at cost; distribution unlimited. Requests for additional copies should be addressed to the Director for Information Operations and Reports, Washington Headquarters Services, The Pentagon, Room 1C535, Washington, D.C. 20301. (When ordering, cite publication number P04.)

TABLE OF CONTENTS

Introduction	1
--------------------	---

Tables:

Table 1. Educational and Other Nonprofit Institutions in the United States Receiving DOD Prime Contracts Over \$25,000 for RDT&E Work: FY 1983	3
Table 2. U.S. Government Agencies Receiving DOD Prime Contract Awards Over \$25,000 for RDT&E Work: FY 1983	11
Table 3. Foreign Institutions and Government Agencies Receiving DOD Prime Contract Awards Over \$25,000 for RDT&E Work: FY 1983	13

INTRODUCTION

This report presents data on Department of Defense (DOD) prime contract awards over \$25,000 for research, development, test, and evaluation (RDT&E) made to educational and non-profit institutions during Fiscal Year (FY) 1983. The data are presented in three tables, each of which lists contractors alphabetically and gives the net value of all awards to the contractor as well as the value of the awards to each of the contractor's locations, where applicable. Table 1 covers awards to educational and other nonprofit institutions in the United States, Table 2 covers awards to U.S. government agencies, and data on awards to foreign institutions and government agencies are provided in Table 3.

NOTES ON COVERAGE

The dollar amounts shown here include prime contract awards over \$25,000 for RDT&E work only. Data on awards for other services, such as training, and on any supplies furnished by the contractor in support of research being done are excluded. Contract awards for civil functions are included in these data. Civil functions encompass planning, programming, designing, constructing, and operating Federal water resources projects for navigation, flood control, hydroelectric power production, water supply, and other related activities.

The locations shown in the tables are the sites where the work was to be performed. Normally, this is a facility of the institution awarded the contract. However, if the work was scheduled to be performed at a Defense facility, such as an Air Force base, the location shown is that of the Defense facility rather than the institution.

HIGHLIGHTS OF FY 1983 DATA

The following table shows the number of institutions receiving contracts and the net value of the awards, by type of institution, for FY 1982 and FY 1983.

TYPE OF INSTITUTION	FISCAL YEAR			
	1982		1983	
	NUMBER	AMOUNT*	NUMBER	AMOUNT*
TOTAL	<u>387</u>	<u>\$1,538</u>	<u>367</u>	<u>\$1,761</u>
U.S. INSTITUTIONS — TOTAL	<u>326</u>	<u>1,500</u>	<u>317</u>	<u>1,727</u>
Educational	213	852	204	942
Other Nonprofit	113	648	113	785
U.S. GOVERNMENT AGENCIES	<u>13</u>	<u>35</u>	<u>10</u>	<u>22</u>
FOREIGN INSTITUTIONS AND GOVERNMENT AGENCIES	<u>48</u>	<u>3</u>	<u>40</u>	<u>12</u>

*Amounts in millions.

In FY 1983, educational and nonprofit institutions received DOD prime contract awards over \$25,000 for RDT&E totaling \$1,761 million compared to \$1,538 million in FY 1982. This represents an increase of \$223 million or 14.5 percent. Awards for foreign institutions had the largest percentage increase of all institutions, increasing from \$3 million in FY 1982 to \$12 million in FY 1983, an increase of 300.0 percent. Awards to U.S. institutions had the second largest percentage gain, growing from \$1,500 million in FY 1982 to \$1,727 million in FY 1983, an increase of 15.1 percent. Awards to U.S. government agencies decreased from \$35 million in FY 1982 to \$22 million in FY 1983, a decrease of 37.1 percent.

**Table 1. Educational and Other Nonprofit Institutions
in the United States Receiving DOD Prime Contracts
Over \$25,000 for RDT&E Work: FY 1983**

NAME OF CONTRACTOR AND LOCATION	THOUSANDS OF DOLLARS	NAME OF CONTRACTOR AND LOCATION	THOUSANDS OF DOLLARS
ACADEMY OF APPLIED SCIENCE INC RALEIGH NCAR	291 * 291	ATLANTA UNIVERSITY OF ATLANTA GEORGIA	350 * 350
ACCREDITATION BOARD FOR ENG & TECH NEW YORK NEW YORK	26 * 26	ATLANTIC COUNCIL WASHINGTON DC	30 * 30
ADVANCED INTL STUDIES INSTITUTE WASHINGTON DC	400 * 400	AUBURN RESEARCH FOUNDATION AUBURN ALABAMA	34 * 34
AEROSPACE CORP EL SEGUNDO CALIFORNIA	260,474 * 260,474	AUBURN UNIVERSITY AUBURN ALABAMA	904 * 904
AGOURON INSTITUTE THE LA JOLLA CALIFORNIA	158 * 158	BALL STATE UNIVERSITY MUNCIE INDIANA	50 * 50
AKRON UNIVERSITY OF AKRON OHIO	302 * 302	BATTELLE MEMORIAL INSTITUTE WASHINGTON DC	20,667 * 49
ALABAMA A & M UNIVERSITY HUNTSVILLE ALABAMA	157 * 110	ABERDEEN PROV MARYLAND	586
NORMAL ALABAMA	47	ALEXANDRIA VIRGINIA	58
ALABAMA UNIVERSITY OF BIRMINGHAM ALABAMA	1,464 * 409	BURLINGTON VERMONT	45
HUNTSVILLE ALABAMA	793	ATHENS GEORGIA	34
NORMAL ALABAMA	177	ATLANTA GEORGIA	61
UNIVERSITY ALABAMA	65	COLLEGE PARK MARYLAND	27
ALASKA UNIVERSITY OF FAIRBANKS ALASKA	726 * 726	ENGLEWOOD COLORADO	97
ALBANY MEDICAL COLLEGE UNION UNIV ALBANY NEW YORK	50 * 50	FORT COLLINS COLORADO	70
AMERICAN COLLEGE TESTING POM IOWA CITY IOWA	136 * 136	BROOKS AFB TEXAS	101
AMERICAN DENTAL ASSOCIATION CHICAGO ILLINOIS	30 * 30	DOVER NEW JERSEY	26
AMERICAN INSTITUTE BIOLOGICAL ARLINGTON VIRGINIA	229 * 229	WHITE SANDS MS NEW MEXICO	134
AMERICAN INSTITUTE FOR RESEARCH WASHINGTON DC	678 * 678	GAINESVILLE FLORIDA	32
AMERICAN RED CROSS WASHINGTON DC	42 * 42	FORT DIX NEW JERSEY	37
AMERICAN REGISTRY OF PATHOLOGY WASHINGTON DC	175 * 175	FORT MONMOUTH NEW JERSEY	47
AMERICAN SOCIETY FOR ENGINEERING WASHINGTON DC	787 * 787	FORT BELVOIR VIRGINIA	37
ANALYTIC SERVICES INC ARLINGTON VIRGINIA	4,835 * 4,835	FORT EUSTIS VIRGINIA	65
ARIZONA STATE UNIVERSITY TEMPE ARIZONA	718 * 718	FORT MONROE VIRGINIA	109
ARIZONA UNIVERSITY OF TUCSON ARIZONA	2,991 * 2,991	CLEVELAND OHIO	29
ARMOUR PHARMACEUTIAL CO CHICAGO ILLINOIS	2,690 * 2,690	COLUMBUS OHIO	16,720
ASSOCIATION OF AMERICAN UNIVERSITS WASHINGTON DC	486 * 486	HAMPTON VIRGINIA	32
		HUNTSVILLE ALABAMA	297
		DALLAS TEXAS	45
		SALT LAKE CITY UTAH	48
		FORT GORDON GEORGIA	99
		MOORESTOWN NEW JERSEY	36
		RICHLAND WASHINGTON	533
		IRVINE CALIFORNIA	60
		LA JOLLA CALIFORNIA	75
		MANHATTAN KANSAS	215
		PISCATAWAY NEW JERSEY	30
		PRINCETON NEW JERSEY	46
		WARRENTON VIRGINIA	45
		PACIFIC CALIFORNIA	41
		RESEARCH TRIAN NCAR	440
		WEST LAFAYETTE INDIANA	27
		SAN DIEGO CALIFORNIA	30
		ST PAUL MINNESOTA	35
		SAN ANTONIO TEXAS	45
		ST LOUIS MISSOURI	104
		BAYLOR UNIVERSITY HOUSTON TEXAS	348 * 348
		BETH ISRAEL HOSPITAL NEW YORK NEW YORK	32 * 32
		BOSTON COLLEGE CHESTNUT HILL MASS	2,677 * 1,698
		MANSCOM AFB MASS	120
		NEWTON MASS	403
		WESTON MASS	458
		BOSTON UNIVERSITY BOSTON MASS	3,476 * 3,476

**Table 1. Educational and Other Nonprofit Institutions
in the United States Receiving DOD Prime Contracts
Over \$25,000 for RDT&E Work: FY 1983
(Continued)**

NAME OF CONTRACTOR AND LOCATION	THOUSANDS OF DOLLARS	NAME OF CONTRACTOR AND LOCATION	THOUSANDS OF DOLLARS
BOWLING GREEN STATE UNIVERSITY BOWLING GREEN OHIO	39 * 39	CHICAGO UNIVERSITY CHICAGO ILLINOIS	856 * 856
BRANDEIS UNIVERSITY WALTHAM MASS	34 * 34	CHRIST HOSPITAL INST MED RESEARCH CINCINNATI OHIO	62 * 62
BRIHAM YOUNG UNIVERSITY PROVO UTAH	304 * 304	CINCINNATI UNIVERSITY OF CINCINNATI OHIO	772 * 772
BROWN UNIVERSITY PROVIDENCE RI	2,109 * 2,109	CITY OF HOPE MEDICAL CENTER DUARTE CALIFORNIA	126 * 126
CALIFORNIA INSTITUTE OF TECHNOLOGY PASADENA CALIFORNIA	4,808 * 4,808	CITY UNIV OF NEW YORK RSCH FOUND FLUSHING NEW YORK NEW YORK NEW YORK	183 * 70 113
CALIFORNIA STATE COLLEGE HAYWARD CALIFORNIA	43 * 43	CITY UNIVERSITY OF NEW YORK BROOKLYN NEW YORK NEW YORK NEW YORK	866 * 183 693
CALIFORNIA STATE OF BERKELEY CALIFORNIA	3,499 * 3,499	CLAREMONT COLLEGES & UNIV CENTER CLAREMONT CALIFORNIA	35 * 35
CALIFORNIA STATE UNIVERSITY SACRAMENTO CALIFORNIA	67 * 67	CLARK UNIVERSITY WORCESTER MASS	66 * 66
CALIFORNIA UNIVERSITY OF BERKELEY CALIFORNIA	39,956 * 9,829	CLARKSON COLLEGE OF TECHNOLOGY POTSDAM NEW YORK	435 * 435
DAVIS CALIFORNIA	366	CLEMSON UNIVERSITY CLEMSON SCAR	1,852 * 1,852
IRVINE CALIFORNIA	1,853	COLORADO SCHOOL OF MINES GOLDEN COLORADO	566 * 566
LA JOLLA CALIFORNIA	12,368	COLORADO STATE UNIVERSITY FORT COLLINS COLORADO	1,815 * 1,815
LOS ANGELES CALIFORNIA	7,167	COLORADO UNIVERSITY BOULDER COLORADO	2,377 * 1,904
RIVERSIDE CALIFORNIA	64	COLORADO SPRIN DENVER COLORADO	114 359
SACRAMENTO CALIFORNIA	30	COLUMBIA UNIVERSITY NEW YORK NEW YORK PALISADES NEW YORK	7,165 * 6,680 485
SAN DIEGO CALIFORNIA	181	CONNECTICUT UNIVERSITY OF FARMINGTON CONN STORRS CONN	429 * 67 362
SAN FRANCISCO CALIFORNIA	1,123	CONSORTIUM UNIVERSITIES WASH METRO WASHINGTON DC	444 * 444
SANTA BARBARA CALIFORNIA	2,832	COORDINATING RESEARCH COUNCIL INC ATLANTA GEORGIA	92 * 92
SANTA CRUZ CALIFORNIA	67	CORNELL UNIVERSITY ITHACA NEW YORK NEW YORK NEW YORK	5,227 * 4,800 427
WRIGHT PATTERS OHIO	4,036	DARTMOUTH COLLEGE HANOVER NH	491 * 491
CALIFORNIA UNIVERSITY REGENTS OF BERKELEY CALIFORNIA	127 * 50	DAYTON UNIVERSITY OF WILLIAMS AFB ARIZONA EDWARDS AFB CALIFORNIA	14,809 * 2,972 272
IRVINE CALIFORNIA	77	DAYTON OHIO	9,424
CARNEGIE INSTITUTION OF WASHINGTON WASHINGTON DC	165 * 165	WRIGHT PATTERS OHIO	2,141
CARNEGIE MELLON RESEARCH INSTITUTE PITTSBURGH PA	302 * 302		
CARNEGIE MELLON UNIVERSITY PITTSBURGH PA	12,248 * 12,248		
CASE WESTERN RESERVE UNIVERSITY CLEVELAND OHIO	1,878 * 1,878		
CATHOLIC UNIVERSITY OF AMERICA WASHINGTON DC	1,009 * 1,009		
CENTER FOR BLOOD RESEARCH BOSTON MASS	79 * 79		
CENTRAL FLORIDA UNIVERSITY OF ORLANDO FLORIDA	160 * 160		
CENTRAL STATE UNIVERSITY WILBERFORCE OHIO	41 * 41		
CHARLES STARK DRAPER LABS INC CAMBRIDGE MASS	85,509 * 85,509		
CHICAGO MEDICAL SCHOOL CHICAGO ILLINOIS	75 * 75		

**Table 1. Educational and Other Nonprofit Institutions
in the United States Receiving DOD Prime Contracts
Over \$25,000 for RDT&E Work: FY 1983
(Continued)**

NAME OF CONTRACTOR AND LOCATION	THOUSANDS OF DOLLARS	NAME OF CONTRACTOR AND LOCATION	THOUSANDS OF DOLLARS
DELAWARE UNIVERSITY OF NEWARK DELAWARE	796 * 796	GEOPHYSICAL INSTITUTE OF ALASKA FAIRBANKS ALASKA	171 * 171
DENISON UNIVERSITY GRANVILLE OHIO	130 * 130	GEORGE WASHINGTON UNIVERSITY WASHINGTON DC	2,524 * 2,524
DENVER RESEARCH INSTITUTE DENVER COLORADO	177 * 177	GEORGETOWN UNIVERSITY WASHINGTON DC	1,869 * 1,869
DENVER UNIVERSITY OF DENVER COLORADO	1,698 * 1,698	GEORGIA INSTITUTE TECH ATLANTA GEORGIA	2,355 * 2,355
DETROIT UNIVERSITY OF DETROIT MICHIGAN	177 * 177	GEORGIA STATE COLLEGE ATLANTA GEORGIA	30 * 30
DISTRICT COLUMBIA UNIVERSITY OF WASHINGTON DC	56 * 56	GEORGIA TECH RESEARCH INSTITUTE ATLANTA GEORGIA	25,160 * 25,160
DREXEL UNIVERSITY PHILADELPHIA PA	952 * 952	GEORGIA UNIVERSITY OF ATHENS GEORGIA	288 * 288
DUKE UNIVERSITY DURHAM NCAR	1,247 * 1,247	GORGAS MEMORIAL INSTITUTE OF TROPIC WASHINGTON DC	214 * 214
E E G SYSTEMS LABORATORY SAN FRANCISCO CALIFORNIA	313 * 313	HAHNEMANN MEDICAL COLLEGE & HOSPIT PHILADELPHIA PA	145 * 145
EAST CAROLINA UNIVERSITY GREENVILLE NCAR	71 * 71	HAMPTON INSTITUTE HAMPTON VIRGINIA	49 * 49
EINSTEIN ALBERT COLLEGE OF MEDICIN BRONX NEW YORK	169 * 169	HARVARD UNIVERSITY CAMBRIDGE MASS	3,920 * 3,920
EMMANUEL COLLEGE LEXINGTON MASS	1,186 * 1,186	HASKIN LABORATORIES INC NEW HAVEN CONN	89 * 89
EMORY UNIVERSITY ATLANTA GEORGIA	100 * 100	HAWAII UNIVERSITY OF HONOLULU HAWAII PEARL HARBOR N HAWAII	2,128 * 1,660 448
ENVIRONMENTAL RESEARCH GROUP INC ANN ARBOR MICHIGAN	200 * 200	HOUSTON UNIVERSITY OF HOUSTON TEXAS	938 * 938
ENVIRONMENTAL RESEARCH INSTIT MICH ANN ARBOR MICHIGAN	6,400 * 6,400	HOWARD UNIVERSITY WASHINGTON DC	275 * 275
EYE RESEARCH INSTITUTE RETINA FOUN BOSTON MASS	155 * 155	HUDSON INSTITUTE CROTON ON HUDS NEW YORK	457 * 457
FACTORY MUTUAL RESEARCH CORP WASHINGTON DC	72 * 72	HUMAN RESOURCES RESEARCH ORGN ALEXANDRIA VIRGINIA	2,209 * 2,209
FLORIDA ATLANTIC UNIVERSITY BOCA RATON FLORIDA	48 * 48	HUTCHINSON FRED CANCER RESEARCH SEATTLE WASHINGTON	85 * 85
FLORIDA STATE UNIVERSITY GAINESVILLE FLORIDA TALLAHASSEE FLORIDA	2,519 * 912 1,607	ILLINOIS INSTITUTE TECHNOLOGY ANNAPOLIS MARYLAND LANHAM MARYLAND CHICAGO ILLINOIS GRIFFISS AFB NEW YORK ROME NEW YORK	42,054 * 32,326 70 8,706 90 862
FLORIDA TECHNOLOGICAL UNIVERSITY ORLANDO FLORIDA	1,203 * 1,203	ILLINOIS UNIVERSITY OF CHAMPAIGN ILLINOIS CHICAGO ILLINOIS URBANA ILLINOIS	10,426 * 1,520 3,278 5,630
FLORIDA UNIVERSITY GAINESVILLE FLORIDA	2,140 * 2,140	INDIANA UNIVERSITY BLOOMINGTON INDIANA INDIANAPOLIS INDIANA	274 * 316 42-
FOUNDATION FOR SOVIET STUDIES SILVER SPRING MARYLAND	100 * 100		
FRANKLIN INSTITUTE OF PENNSYLVANIA PHILADELPHIA PA	639 * 639		

Note: An "-" indicates a minus amount (cancellations exceeded new awards).

**Table 1. Educational and Other Nonprofit Institutions
in the United States Receiving DOD Prime Contracts
Over \$25,000 for RDT&E Work: FY 1983
(Continued)**

NAME OF CONTRACTOR AND LOCATION	THOUSANDS OF DOLLARS	NAME OF CONTRACTOR AND LOCATION	THOUSANDS OF DOLLARS
INDIANA UNIVERSITY FOUNDATION BLOOMINGTON INDIANA INDIANAPOLIS INDIANA	296 * 101 195	LONG ISLAND UNIVERSITY GREENVALE NEW YORK	30 * 30
INSTITUTE FOR ACOUSTICAL RESEARCH MIAMI FLORIDA	48 * 48	LOUISIANA STATE UNIVERSITY OF BATON ROUGE LOUISIANA NEW ORLEANS LOUISIANA	1,319 * 937 382
INSTITUTE FOR ADVANCED STUDY PRINCETON NEW JERSEY	80 * 80	LOUISVILLE UNIVERSITY OF LOUISVILLE KENTUCKY	122 * 122
INSTITUTE FOR DEFENSE ANALYSIS ALEXANDRIA VIRGINIA	22,440 * 22,440	LOWELL UNIVERSITY OF LOWELL MASS	558 * 558
INSTITUTE FOR EXP PSYCHIATRY INC MERION PA	100 * 100	LOYOLA UNIVERSITY MAYWOOD ILLINOIS	83 * 83
INSTITUTE FOREIGN POLICY ANALYSIS CAMBRIDGE MASS	337 * 337	MAINE UNIVERSITY OF ORONO MAINE	77 * 77
INSTITUTE MEDICAL RSCH SANTA CLARA SAN JOSE CALIFORNIA	43 * 43	MARYLAND UNIVERSITY OF BALTIMORE MARYLAND COLLEGE PARK MARYLAND	6,790 * 1,075 5,715
INSTITUTE OF APPLIED PHYSIOLOGY SEATTLE WASHINGTON	57 * 57	MASSACHUSETTS COLLEGE OF PHARMACY BOSTON MASS	26 * 26
INSTITUTE OF PUBLIC ADMINISTRATION WASHINGTON DC	96 * 96	MASSACHUSETTS GENERAL HOSPITAL BOSTON MASS	145 * 145
IOWA STATE UNIV OF SCIENCE & TECH AMES IOWA	508 * 508	MASSACHUSETTS INSTITUTE TECHNOLOGY CAMBRIDGE MASS LEXINGTON MASS	247,845 * 50,107 197,738
IOWA UNIVERSITY OF AMES IOWA IOWA CITY IOWA	1,941 * 55 1,886	MASSACHUSETTS UNIVERSITY OF AMHERST MASS WORCESTER MASS	3,158 * 2,911 247
ISSAQUAH HEALTH RESEARCH INSTITUTE ISSAQUAH WASHINGTON	96 * 96	MAYO FOUNDATION ROCHESTER MINNESOTA	511 * 511
JACKSON STATE UNIVERSITY JACKSON MISS	268 * 268	MEDICAL COLLEGE OF GEORGIA AUGUSTA GEORGIA	87 * 87
JOHN CARROLL UNIVERSITY CLEVELAND OHIO	30 * 30	MEDICAL COLLEGE OF OHIO TOLEDO OHIO	180 * 180
JOHNS HOPKINS UNIVERSITY BALTIMORE MARYLAND LAUREL MARYLAND	226,703 * 1,991 224,712	MEDICAL COLLEGE OF PENNSYLVANIA PHILADELPHIA PA	70 * 70
KANSAS STATE UNIVERSITY MANHATTAN KANSAS	182 * 182	MEDICAL COLLEGE OF WISCONSIN MILWAUKEE WISCONSIN	99 * 99
KANSAS UNIVERSITY OF KANSAS CITY KANSAS LAWRENCE KANSAS KANSAS CITY MISSOURI	844 * 80 683 81	MIAMI UNIVERSITY OF CORAL GABLES FLORIDA MIAMI FLORIDA	3,333 * 956 2,377
KENTUCKY UNIVERSITY OF LEXINGTON KENTUCKY	363 * 363	MICHAEL REESE RESEARCH FOUNDATION CHICAGO ILLINOIS	231 * 231
KENTUCKY UNIVERSITY OF RESEARCH LEXINGTON KENTUCKY	136 * 136	MICHIGAN STATE UNIVERSITY ANN ARBOR MICHIGAN EAST LANSING MICHIGAN	1,831 * 55 1,476
LA JOLLA INSTITUTE LA JOLLA CALIFORNIA	503 * 503	MICHIGAN TECHNOLOGICAL UNIVERSITY HOUGHTON MICHIGAN	1,182 * 1,182
LEHIGH UNIVERSITY BETHLEHEM PA	2,298 * 2,298	MICHIGAN UNIVERSITY OF ANN ARBOR MICHIGAN PONTIAC MICHIGAN	3,064 * 2,888 76
LOGISTICS MANAGEMENT INSTITUTE WASHINGTON DC	154 * 154		

**Table 1. Educational and Other Nonprofit Institutions
in the United States Receiving DOD Prime Contracts
Over \$25,000 for RDT&E Work: FY 1983
(Continued)**

NAME OF CONTRACTOR AND LOCATION	THOUSANDS OF DOLLARS	NAME OF CONTRACTOR AND LOCATION	THOUSANDS OF DOLLARS
MIDWEST RESEARCH INSTITUTE KANSAS CITY MISSOURI	854 * 854	NEW HAMPSHIRE UNIVERSITY OF DURHAM NH	551 * 551
MILITARY OPERATIONS RESEARCH SOC ALEXANDRIA VIRGINIA	50 * 50	NEW JERSEY INSTITUTE OF TECHNOLOGY NEWARK NEW JERSEY	264 * 264
MINNESOTA UNIVERSITY OF MINNEAPOLIS MINNESOTA ST PAUL MINNESOTA	1,795 * 392 1,403	NEW JERSEY MEDICAL SCHOOL NEWARK NEW JERSEY	41 * 41
MISSISSIPPI STATE UNIVERSITY COLUMBUS MISS MISSISSIPPI CI MISS STARKVILLE MISS STATE COLLEGE MISS	739 * 110 45 82 502	NEW MEXICO INSTITUTE MINING & TECH SOCORRO NEW MEXICO	2,138 * 2,138
MISSISSIPPI UNIVERSITY OF JACKSON MISS UNIVERSITY MISS	620 * 249 371	NEW MEXICO STATE UNIVERSITY LAS CRUCES NEW MEXICO WHITE SANDS MS NEW MEXICO	14,013 * 1,728 12,285
MISSISSIPPI UNIVERSITY OF JACKSON MISS UNIVERSITY MISS	620 * 249 371	NEW MEXICO UNIVERSITY OF ALBUQUERQUE NEW MEXICO KIRTLAND AFB NEW MEXICO	10,522 * 1,081 9,461
MISSOURI UNIVERSITY OF COLUMBIA MISSOURI KANSAS CITY MISSOURI ROLLA MISSOURI	1,306 * 1,028 27 251	NEW ORLEANS UNIVERSITY OF NEW ORLEANS LOUISIANA	119 * 119
MITRE CORP BEDFORD MASS MCLEAN VIRGINIA PASO ROBLES CALIFORNIA	204,242 * 204,032 158 52	NEW ORLEANS UNIVERSITY OF NEW ORLEANS LOUISIANA	119 * 119
MONELL CHEMICAL SENSES CENTER PHILADELPHIA PA	61 * 61	NEW YORK BLOOD CENTER INC NEW YORK NEW YORK	170 * 170
MONTANA STATE UNIVERSITY BOZEMAN MONTANA	73 * 73	NEW YORK POLYTECHNIC INSTITUTE BROOKLYN NEW YORK	1,458 * 1,458
MONTEFIORE HOSPITAL MEDICAL CENTER NEW YORK NEW YORK	26 * 26	NEW YORK STATE UNIV RESEARCH FOUND ALBANY NEW YORK BINGHAMTON NEW YORK BUFFALO NEW YORK	2,144 * 1,670 120 154
MOREHOUSE COLLEGE ATLANTA GEORGIA	78 * 78	NEW YORK STATE UNIVERSITY OF ALBANY NEW YORK NEW YORK NEW YORK STONY BROOK NEW YORK	1,119 * 358 575 165
MOUNT SINAI HOSPITAL NEW YORK NEW YORK	35- * 35-	NEW YORK UNIVERSITY NEW YORK NEW YORK	2,693 * 2,693
NATIONAL ACADEMY OF SCIENCES WASHINGTON DC ARDEEN PROV MARYLAND BETHESDA MARYLAND WHITE SANDS MS NEW MEXICO	9,860 * 9,115 299 355 91	NEW YORK UNIVERSITY MEDICAL CENTER NEW YORK NEW YORK	120 * 120
NATIONAL COUNCIL SOVIET EAST EUROP WASHINGTON DC	510 * 510	NEW YORK ZOOLOGICAL SOCIETY BROOKLYN NEW YORK	116 * 116
NATIONAL INSTITUTE PUBLIC POLICY FAIRFAX VIRGINIA MCLEAN VIRGINIA	328 * 266 62	NORTH CAROLINA AGRI & TECH STATE U GREENSBORO NCAR	238 * 238
NATIONAL JEWISH HOSPITAL DENVER COLORADO	99 * 99	NORTH CAROLINA STATE UNIVERSITY RALEIGH NCAR	1,731 * 1,731
NATIONAL OPINION RESEARCH CENTER CHICAGO ILLINOIS	48 * 48	NORTH CAROLINA UNIVERSITY OF CHAPEL HILL NCAR WILMINGTON NCAR	2,157 * 2,067 90
NEBRASKA UNIVERSITY OF LINCOLN NEBRASKA	499 * 499	NORTH TEXAS STATE UNIVERSITY DENTON TEXAS	631 * 631
NEVADA UNIVERSITY OF RENO NEVADA	184 * 184	NORTHEASTERN RESEARCH FOUNDATION BOOTHBAY HARBOR MAINE	117 * 117
		NORTHEASTERN UNIVERSITY BOSTON MASS	2,362 * 2,362
		NORTHERN ILLINOIS UNIVERSITY DE KALB ILLINOIS	143 * 143

Note: An "-" indicates a minus amount (cancellations exceeded new awards).

**Table 1. Educational and Other Nonprofit Institutions
in the United States Receiving DOD Prime Contracts
Over \$25,000 for RDT&E Work: FY 1983
(Continued)**

NAME OF CONTRACTOR AND LOCATION	THOUSANDS OF DOLLARS	NAME OF CONTRACTOR AND LOCATION	THOUSANDS OF DOLLARS
NORTHWESTERN UNIVERSITY EVANSTON ILLINOIS	1,686 * 1,686	PENNSYLVANIA STATE UNIVERSITY HERSHEY PA	20,436 * 99
NOTRE DAME UNIVERSITY OF NOTRE DAME INDIANA	258 * 258	STATE COLLEGE PA	2,707
NOVA UNIVERSITY OF ADVANCED TECH FORT LAUDERDAL FLORIDA	68 * 68	UNIVERSITY PARK PA	17,630
OAKLAND UNIVERSITY ROCHESTER MICHIGAN	381 * 381	PENNSYLVANIA UNIVERSITY OF PHILADELPHIA PA	3,947 * 3,947
OSBERLIN COLLEGE OSBERLIN OHIO	46 * 46	PETER BENT BRIGHAM HOSPITAL BOSTON MASS	160 * 160
OHIO STATE UNIV RESERCH FOUNDATION COLUMBUS OHIO	4,522 * 4,522	PHILADELPHIA COLLEGE OF TEXTILES PHILADELPHIA PA	154 * 154
OHIO STATE UNIVERSITY THE COLUMBUS OHIO	411 * 411	PIERCE JOHN B FOUNDATION OF CONN NEW HAVEN CONN	184 * 184
OHIO WESLEYAN UNIVERSITY DELAWARE OHIO	169 * 169	PITTSBURGH UNIVERSITY OF PITTSBURGH PA	2,431 * 2,431
OKLAHOMA STATE UNIVERSITY OF EGLIN AFB FLORIDA STILLWATER OKLAHOMA	2,476 * 1,511 965	POLYTECHNIC INSTITUTE OF NEW YORK BROOKLYN NEW YORK	442 * 442
OKLAHOMA UNIVERSITY OF NORMAN OKLAHOMA OKLAHOMA CITY OKLAHOMA	396 * 217 179	PORTLAND STATE UNIVERSITY PORTLAND OREGON	169 * 169
OLD DOMINION COLLEGE NORFOLK VIRGINIA	150 * 150	PRINCETON UNIVERSITY PRINCETON NEW JERSEY	2,848 * 2,848
OLD DOMINION UNIVERSITY RSCH FOUND NORFOLK VIRGINIA	452 * 452	PUERTO RICO UNIVERSITY OF RIO PIEDRAS PUERTO RCO SAN JUAN PUERTO RCO	256 * 118 136
OREGON GRADUATE CTR FOR STUDY RES BEAVERTON OREGON	185 * 185	PURDUE RESEARCH FOUNDATION LAFAYETTE INDIANA WEST LAFAYETTE INDIANA	2,279 * 589 1,690
OREGON STATE OF EUGENE OREGON PORTLAND OREGON	275 * 162 113	PURDUE UNIVERSITY LAFAYETTE INDIANA WEST LAFAYETTE INDIANA	1,033 * 50 983
OREGON STATE UNIVERSITY CORVALLIS OREGON	3,924 * 3,924	RAND CORP SANTA MONICA CALIFORNIA	23,811 * 23,811
OREGON UNIVERSITY OF EUGENE OREGON PORTLAND OREGON	643 * 553 90	REGENTS OF THE UNIVERSITY OF MICH ANN ARBOR MICHIGAN	901 * 901
PACIFIC MEDICAL CENTER SAN FRANCISCO CALIFORNIA	57 * 57	REGIS COLLEGE WESTON MASS	475 * 475
PACIFIC NORTHWEST RSCH FOUNDATION SEATTLE WASHINGTON	110 * 110	RENSSELAER POLYTECHNIC INSTITUTE TROY NEW YORK	2,906 * 2,906
PACIFIC UNIVERSITY OF THE SAN FRANCISCO CALIFORNIA	86 * 86	RESEARCH FOUNDATION FOR MENTAL HYG ALBANY NEW YORK	225 * 225
PALISADES GEOPHYSICAL INSTITUTE WEST NYACK NEW YORK	445 * 445	RESEARCH INSTITUTE OF COLORADO FORT COLLINS COLORADO	460 * 460
PALISADES INSTITUTE NEW YORK NEW YORK	74 * 74	RESEARCH TRIANGLE INSTITUTE RESEARCH TRIAN NCAR	1,855 * 1,855
PENNSYLVANIA HOSPITAL CONTRIBUTORS PHILADELPHIA PA	142 * 142	RHODE ISLAND UNIVERSITY OF KINGSTON RI	2,566 * 2,566
		RICE UNIVERSITY HOUSTON TEXAS	314 * 314
		RIVERSIDE RESEARCH INSTITUTE NEW YORK NEW YORK	4,306 * 4,306

**Table 1. Educational and Other Nonprofit Institutions
in the United States Receiving DOD Prime Contracts
Over \$25,000 for RDT&E Work: FY 1983
(Continued)**

NAME OF CONTRACTOR AND LOCATION	THOUSANDS OF DOLLARS	NAME OF CONTRACTOR AND LOCATION	THOUSANDS OF DOLLARS
ROCHESTER INSTITUTE OF TECHNOLOGY ROCHESTER NEW YORK	80 * 80	SOUTHERN METHODIST UNIVERSITY OF DALLAS TEXAS	415 * 415
ROCHESTER UNIVERSITY OF ARLINGTON VIRGINIA ROCHESTER NEW YORK	20,393 * 15,588 4,805	SOUTHERN RESEARCH INSTITUTE BIRMINGHAM ALABAMA	3,314 * 3,314
ROCKEFELLER UNIVERSITY NEW YORK NEW YORK	153 * 153	SOUTHWEST RESEARCH INSTITUTE SAN ANTONIO TEXAS	11,368 * 11,368
RUTGERS UNIVERSITY NEW BRUNSWICK NEW JERSEY PISCATAWAY NEW JERSEY	1,089 * 1,049 40	STANFORD UNIVERSITY MENLO PARK CALIFORNIA STANFORD CALIFORNIA	25,993 * 44 25,949
S R I INTERNATIONAL ARLINGTON VIRGINIA MENLO PARK CALIFORNIA	43,685 * 75 43,610	STEVENS INSTITUTE OF TECHNOLOGY HOBOKEN NEW JERSEY	1,266 * 1,266
SAINT JOSEPH COLLEGE MARYLAND PHILADELPHIA PA	87 * 87	SYRACUSE RESEARCH CORP SYRACUSE NEW YORK	2,635 * 2,635
SAINT LOUIS UNIVERSITY ST LOUIS MISSOURI	270 * 270	SYRACUSE UNIVERSITY SYRACUSE NEW YORK	697 * 697
SALK INSTITUTE THE SWIFTWATER PA	5,451 * 5,451	SYRACUSE UNIVERSITY RESEARCH CORP SYRACUSE NEW YORK	490 * 490
SAN DIEGO STATE UNIV FOUNDATION SAN DIEGO CALIFORNIA	49- * 49-	TEMPLE UNIVERSITY PHILADELPHIA PA	122 * 122
SAN DIEGO UNIVERSITY FOUNDATION SAN DIEGO CALIFORNIA	126 * 126	TENNESSEE TECHNOLOGICAL UNIVERSITY COOKEVILLE TENNESSEE	55 * 55
SAN FRANCISCO MEDICAL RSCH INST SAN FRANCISCO CALIFORNIA	74 * 74	TENNESSEE UNIVERSITY OF KNOXVILLE TENNESSEE MEMPHIS TENNESSEE TULLAHOMA TENNESSEE	1,326 * 760 278 270
SAN JOSE STATE UNIVERSITY FOUND LONG BEACH CALIFORNIA SAN JOSE CALIFORNIA	319 * 163 156	TEXAS A & M RESEARCH FOUNDATION COLLEGE STATIO TEXAS	3,121 * 3,121
SCRIPPS CLINIC RESEARCH LA JOLLA CALIFORNIA	440 * 440	TEXAS A & M UNIVERSITY COLLEGE STATIO TEXAS	483 * 483
SIDNEY FARBEN CANCER INSTITUTE BOSTON MASS	32 * 32	TEXAS CHRISTIAN UNIVERSITY FORT WORTH TEXAS	189 * 189
SOCIETY OF AUTOMOTIVE ENGINEERS WARRENDALE PA	45 * 45	TEXAS TECHNOLOGICAL COLLEGE LUBBOCK TEXAS	1,126 * 1,126
SOUTH CAROLINA UNIVERSITY OF COLUMBIA SCAR	61 * 61	TEXAS UNIVERSITY OF ANTARCTICA ARLINGTON TEXAS AUSTIN TEXAS	23,250 * 226 63 21,448
SOUTH DAKOTA SCHOOL OF MINES TECH RAPID CITY SDAK	140 * 140	BROOKS AFB TEXAS DALLAS TEXAS EL PASO TEXAS GALVESTON TEXAS HOUSTON TEXAS RICHARDSON TEXAS SAN ANTONIO TEXAS	55 124 144 102 132 388 567
SOUTH FLORIDA UNIVERSITY OF ST PETERSBURG FLORIDA TAMPA FLORIDA	409 * 50 359	TEXAS WESLEYAN COLLEGE FORT WORTH TEXAS	28 * 28
SOUTHEASTERN CTR ELECT ENGR EDUC HANSCOM AFB MASS ORLANDO FLORIDA ST CLOUD FLORIDA WRIGHT PATTERS OHIO	2,687 * 80 79 2,357 171	TEXTILE RESEARCH INSTITUTE PRINCETON NEW JERSEY	104 * 104
SOUTHERN CALIFORNIA UNIVERSITY OF LOS ANGELES CALIFORNIA MARINA DEL REY CALIFORNIA	18,762 * 18,723 39	TRUDEAU INSTITUTE INC SARANAC LAKE NEW YORK	55 * 55
SOUTHERN ILLINOIS UNIVERSITY CARBONDALE ILLINOIS	74 * 74	TUFTS UNIVERSITY MEDFORD MASS	231 * 231

Note: An "-" indicates a minus amount (cancellations exceeded new awards).

**Table 1. Educational and Other Nonprofit Institutions
in the United States Receiving DOD Prime Contracts
Over \$25,000 for RDT&E Work: FY 1983
(Concluded)**

NAME OF CONTRACTOR AND LOCATION	THOUSANDS OF DOLLARS	NAME OF CONTRACTOR AND LOCATION	THOUSANDS OF DOLLARS
TULANE UNIVERSITY OF LOUISIANA COVINGTON LOUISIANA NEW ORLEANS LOUISIANA	279 * 56 223	WESTERN MICHIGAN UNIVERSITY KALAMAZOO MICHIGAN	25 * 25
TULSA UNIVERSITY OF TULSA OKLAHOMA	132 * 132	WILLIAMS COLLEGE WILLIAMSTOWN MASS	55 * 55
TUSKEGEE INSTITUTE TUSKEGEE ALABAMA	137 * 137	WISCONSIN UNIVERSITY OF MADISON WISCONSIN PLATTEVILLE WISCONSIN	4,285 * 4,247 38
UNDERSEA MEDICAL SOCIETY INC BETHESDA MARYLAND	59 * 59	WOODS HOLE OCEANOGRAPHIC INST WOODS HOLE MASS	9,640 * 9,640
UTAH STATE UNIVERSITY LOGAN UTAH	8,745 * 8,745	WORCESTER POLYTECHNIC INSTITUTE WORCESTER MASS	159 * 159
UTAH UNIVERSITY OF SALT LAKE CITY UTAH	4,304 * 4,304	WRIGHT STATE UNIVERSITY DAYTON OHIO WRIGHT PATTERS OHIO	695 * 193 502
VANDERBILT UNIVERSITY NASHVILLE TENNESSEE	561 * 561	WYOMING UNIVERSITY OF LARAMIE WYOMING	314 * 314
VERMONT UNIVERSITY OF BURLINGTON VERMONT	275 * 275	YALE UNIVERSITY NEW HAVEN CONN	4,462 * 4,462
VILLANOVA UNIVERSITY VILLANOVA PA	40 * 40	YESHIVA UNIVERSITY BRONX NEW YORK	25 * 25
VIRGINIA COMMONWEALTH UNIVERSITY RICHMOND VIRGINIA	550 * 550	YOUNGSTOWN STATE UNIVERSITY YOUNGSTOWN OHIO	26 * 26
VIRGINIA INST OF MARINE SCIENCES GLOUCESTER POI VIRGINIA	90 * 90		1,727,194
VIRGINIA MASON RESEARCH CENTER SEATTLE WASHINGTON	121 * 121		
VIRGINIA MILITARY INSTITUTE LEXINGTON VIRGINIA	217 * 217		
VIRGINIA POLYTECHNIC INSTITUTE BLACKSBURG VIRGINIA	3,286 * 3,286		
VIRGINIA UNIVERSITY OF CHARLOTTESVILL VIRGINIA	1,670 * 1,670		
WASHINGTON BOOKER T FOUNDATION WASHINGTON DC	2,033 * 2,033		
WASHINGTON SCHOOL OF PSYCHIATRY WASHINGTON DC	27 * 27		
WASHINGTON STATE UNIVERSITY PULLMAN WASHINGTON	1,086 * 1,086		
WASHINGTON UNIVERSITY RICHLAND WASHINGTON ST LOUIS MISSOURI	933 * 30 903		
WASHINGTON UNIVERSITY OF SEATTLE WASHINGTON	15,269 * 15,269		
WAYNE STATE UNIVERSITY DETROIT MICHIGAN	794 * 794		
WENTWORTH INSTITUTE BOSTON MASS	1,171 * 1,171		
WEST VIRGINIA UNIVERSITY MORGANTOWN WVA	85 * 85		

**Table 2. U.S. Government Agencies Receiving DOD Prime Contract
Awards Over \$25,000 for RDT&E Work: FY 1983**

NAME OF CONTRACTOR AND LOCATION	THOUSANDS OF DOLLARS	NAME OF CONTRACTOR AND LOCATION	THOUSANDS OF DOLLARS
NATIONAL SCIENCE FOUNDATION WASHINGTON DC	782 * 782		
SMITHSONIAN INSTITUTION WASHINGTON DC CAMBRIDGE MASS	547 * 262 285		
UNITED STATES AGRICULTURE DEPT GAINESVILLE FLORIDA	125 * 125		
UNITED STATES COMMERCE DEPT WASHINGTON DC BOULDER COLORADO GAITHERSBURG MARYLAND MIAMI FLORIDA ROCKVILLE MARYLAND SEATTLE WASHINGTON	3,397 * 1,630 1,392 35 35 82 223		
UNITED STATES ENERGY DEPT ARGONNE ILLINOIS OAK RIDGE TENNESSEE LIVERMORE CALIFORNIA OAKLAND CALIFORNIA	1,263 * 173 310 127 653		
UNITED STATES GENERAL SERVICES ADM WASHINGTON DC	75 * 75		
UNITED STATES HEALTH HUMAN SVCS ATLANTA GEORGIA	316 * 316		
UNITED STATES LABOR DEPT WASHINGTON DC	100 * 100		
UNITED STATES NATL AERO SPACE AGY RIDGELEY WVA PASADENA CALIFORNIA	15,261 * 15,069 192		
UNITED STATES PATENT OFFICE WASHINGTON DC	63 * 63		
	21,929		

**Table 3. Foreign Institutions and Government Agencies Receiving
DOD Prime Contract Awards Over \$25,000 for RDT&E Work: FY 1983**

NAME OF CONTRACTOR AND LOCATION	THOUSANDS OF DOLLARS	NAME OF CONTRACTOR AND LOCATION	THOUSANDS OF DOLLARS
ALBERTA UNIVERSITY CANADA	49 * 49	NATIONAL RESEARCH COUNCIL CANADA	90 * 90
BEN GURION UNIVERSITY OF THE NEGEV ISRAEL	34 * 34	NORTH WALES UNIVERSITY COLLEGE OF UN KINGDOM	131 * 131
BRISTOL UNIVERSITY OF UN KINGDOM	30 * 30	OXFORD UNIVERSITY UN KINGDOM	26 * 26
BRUNEL UNIVERSITY UN KINGDOM	25 * 25	QUEEN MARY COLLEGE UN KINGDOM	27 * 27
CAMBRIDGE UNIVERSITY OF UN KINGDOM	47 * 47	ROYAL NORWEGIAN NAV MAT COMM NORWAY	314 * 314
CANADIAN COMMERCIAL CORP CANADA	8,780 *	SALFORD UNIVERSITY OF UN KINGDOM	27 * 27
WARMINSTER PA	8,716 64	STUTTGART UNIVERSITY OF GERMANY	52 * 52
CENTRO DI CULTURA SCIENTIFICA ITALY	33 * 33	TAVISTOCK INSTITUTE OF HUMAN REL UN KINGDOM	620 * 620
DALHOUSIE UNIVERSITY CANADA	245 * 245	TECHNION RESEARCH & DEV FOUNDATION ISRAEL	65 * 65
DEFENSE RESEARCH ESTABLISHMENT PAC UN KINGDOM	40 * 40	TORONTO UNIVERSITY OF CANADA	154 * 154
ECOLE POLYTECHQUE FEDERALE SWITZERLND	31 * 31	UNITED KINGDOM MINISTRY OF DEFENCE BELGIUM	10-*
HANNOVER UNIVERSITAET GERMANY	50 * 50	UN KINGDOM	45 55-
HEBREW UNIVERSITY ISRAEL	116 * 116	UNIVERSITA DI MODENA ITALY	28 * 28
IMPERIAL COLLEGE OF SCIENCE & TECH UN KINGDOM	130 * 130	UNIVERSITY COLLEGE UN KINGDOM	31 * 31
INSTITUTE OF MARINE RESEARCH FINLAND	32 * 32	UNIVERSITY COLLEGE LONDON UN KINGDOM	40 * 40
INSTITUTE OF OCEAN SCIENCES CANADA	40 * 40	VRITE UNIVERSITEIT BRUSSEL BELGIUM	33 * 33
INVERESK RESEARCH INTERNATIONAL UN KINGDOM	153 * 153	WEIZMANN INSTITUTE OF SCIENCE ISRAEL	138 * 138
ISRAEL INSTITUTE FOR BIOL RSCH ISRAEL	30 * 30	WESTERN ONTARIO UNIVERSITY OF THE CANADA	217 * 217
ISRAEL MILITARY INDUSTRIES ISRAEL	86 * 86		12,190
KEELE UNIVERSITY OF UN KINGDOM	28 * 28		
LIVERPOOL UNIVERSITY OF UN KINGDOM	74 * 74		
LONDON UNIVERSITY OF UN KINGDOM	47 * 47		
MANCHESTER UNIVERSITY UN KINGDOM	30 * 30		
MCGILL UNIVERSITY CANADA	55 * 55		

Note: An "-" indicates a minus amount (cancellations exceeded new awards).

