

AD-A145 020

500 CONTRACTORS RECEIVING THE LARGEST DOLLAR VOLUME
OF PRIME CONTRACT AWARDS FOR RDT&E, FY-83, (U)
WASHINGTON HEADQUARTERS SERVICE (DOD) DIR FOR INFO
OP & RPTS. 1983. DIOR/P02-83


y/1

UNCLASSIFIED

F/G 15/5

N/L

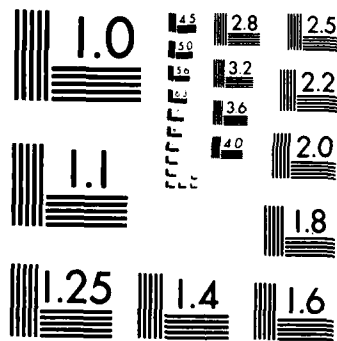
1 OF 1
AD-A145 020



END
FILMED
11 04 85

1 OF 1

AD-A145 020




MICROCOPY RESOLUTION TEST CHART
NATIONAL BUREAU OF STANDARDS-1963 A

THIS REPORT IS UNCLASSIFIED AND
ITS DISTRIBUTION IS UNLIMITED



P02

500 CONTRACTORS
RECEIVING THE LARGEST DOLLAR VOLUME
OF PRIME CONTRACT AWARDS
FOR RDT&E
Fiscal Year 1983



Department of Defense

**500 CONTRACTORS RECEIVING THE LARGEST
DOLLAR VOLUME OF PRIME CONTRACT AWARDS FOR
RESEARCH, DEVELOPMENT, TEST, AND EVALUATION**

Fiscal Year 1983

Issued Annually by

Department of Defense
Washington Headquarters Services
Directorate for Information
Operations and Reports

FOREWORD

500 Contractors Receiving the Largest Dollar Volume of Prime Contract Awards for Research, Development, Test, and Evaluation (RDT&E) is published annually by the Office of the Secretary of Defense, Washington Headquarters Services, Directorate for Information Operations and Reports (WHS/DIOR).

This report provides information on the 500 contractors that received the largest dollar volume in Department of Defense (DOD) prime contract awards over \$25,000 for RDT&E in Fiscal Year (FY) 1983. These data are presented in five tables showing:

1. An alphabetical listing of the top 500 companies, with rank;
2. The ranking of and net value of awards to business firms operating in the United States;
3. The ranking of and net value of awards to educational and other nonprofit institutions operating in the United States;
4. The ranking of and net value of awards to foreign contractors; and
5. The ranking of and net value of awards to U.S. Government agencies.

The report is approved for public release at cost; distribution unlimited. Requests for additional copies should be addressed to the Director for Information Operations and Reports, Washington Headquarters Services, The Pentagon, Room 1C535, Washington, D.C. 20301. (When ordering, cite publication number P02).

TABLE OF CONTENTS

Introduction	1
--------------------	---

Tables:

Table 1. Alphabetical Listing of the Top 500 DOD Prime Contractors for Research, Development, Test, and Evaluation: FY 1983	5
Table 2. Net Value of DOD Prime Contract Awards Over \$25,000 for RDT&E to Business Firms: FY 1983	11
Table 3. Net Value of DOD Prime Contract Awards Over \$25,000 for RDT&E to Educational and Non-profit Institutions: FY 1983	25
Table 4. Net Value of DOD Prime Contract Awards Over \$25,000 for RDT&E to Foreign Contractors: FY 1983	29
Table 5. Net Value of DOD Prime Contract Awards Over \$25,000 for RDT&E to U.S. Government Agencies: FY 1983	31

INTRODUCTION

This report presents summary data on the 500 prime contractors receiving the largest dollar volume in Department of Defense (DOD) awards over \$25,000 for research, development, test, and evaluation (RDT&E) work during Fiscal Year (FY) 1983. RDT&E work can include research, exploratory development, advanced development, engineering development, operational systems development, or management and support services. (Full definitions for each of these categories are provided in Defense Acquisition Regulation 4-101.)

Table 1 (page 5) lists the 500 contractors in alphabetical order, shows the ranking for each, and shows how each has been categorized for reporting purposes. The categories are business firm (B), foreign contractor (F), and nonprofit institution (N). Table 2 (page 11) shows the net value of awards to business firms operating in the United States, by rank. Those firms which qualify as small businesses are further identified by an "S". The net value of awards to each of the firm's individual locations is also provided. Tables 3, 4, and 5 (pages 25, 29, and 31, respectively) provide the net value of awards to educational and other nonprofit institutions operating in the United States, foreign contractors, and U.S. government agencies, respectively. (While awards to U.S. government agencies are listed separately in Table 5, these agencies are categorized as nonprofit institutions in Table 1.) As in Table 2, contractors in Tables 3 through 5 are shown by rank, along with the net value of awards to each of the contractor's individual locations.

NOTES ON COVERAGE

The dollar amounts shown here include prime contract awards over \$25,000 for RDT&E work only. Data on awards for other services, such as training, and on any supplies furnished by the contractors in support of research being done are excluded. Contract awards for civil functions have been included in these data. Civil functions encompass planning, programming, designing, constructing, and operating Federal water resource projects for navigation, flood control, hydroelectric power production, water supply, and other related activities.

The locations shown in the tables are the places where the work was to be performed. Normally, this is a facility of the concern awarded the contract. However, if the work was scheduled to be performed at a Defense facility, such as an Air Force base, the location shown is that of the Defense facility rather than the contractor.

HIGHLIGHTS OF FY 1983 DATA

The following table shows the net value and percent distribution of all RDT&E awards, RDT&E awards to the top 500 companies, and all other RDT&E awards for FY 1983.

Department of Defense Prime Contract Awards Over \$25,000
Table II (Top 500 & ED/Nonprofit Pubs.)
Fiscal Year 1983

TYPE OF CONTRACTOR	TOTAL RDT&E			500 CONTRACTORS RDT&E			ALL OTHER RDT&E		
	NUMBER	AWARDS (\$000)	PERCENT OF TOTAL	NUMBER	AWARDS (\$000)	PERCENT OF TOTAL	NUMBER	AWARDS (\$000)	PERCENT OF TOTAL
RDT&E — TOTAL	<u>1,901</u>	<u>16,300,900</u>	<u>100</u>	<u>500</u>	<u>16,014,020</u>	<u>100</u>	<u>1,401</u>	<u>286,880</u>	<u>100</u>
BUSINESS FIRMS	<u>1,507</u>	<u>14,524,612</u>	<u>89</u>	<u>382</u>	<u>14,297,094</u>	<u>89</u>	<u>1,125</u>	<u>227,518</u>	<u>79</u>
Small	1,039	699,489	4	175	526,809	3	864	172,680	60
Large	468	13,825,123	85	207	13,770,285	86	261	54,838	19
EDUCATIONAL & NONPROFIT	<u>317</u>	<u>1,727,194</u>	<u>11</u>	<u>110</u>	<u>1,678,810</u>	<u>10</u>	<u>207</u>	<u>48,384</u>	<u>17</u>
Educational	204	941,891	6	84	910,641	6	120	31,250	11
Other Nonprofit	113	785,303	5	26	768,169	5	87	17,134	6
U.S. GOVERNMENT AGENCIES	<u>10</u>	<u>21,929</u>	<u>*</u>	<u>3</u>	<u>19,921</u>	<u>*</u>	<u>7</u>	<u>2,008</u>	<u>1</u>
FOREIGN	<u>67</u>	<u>27,165</u>	<u>*</u>	<u>5</u>	<u>18,195</u>	<u>*</u>	<u>62</u>	<u>8,970</u>	<u>3</u>
Nonprofit	40	12,190	*	1	8,780	*	39	3,410	1
Business Firms	27	14,975	*	4	9,415	*	23	5,560	2

* Less than 0.5 percent.

NOTE: Totals may not add due to rounding.

The distribution of FY 1983 awards varies only slightly from that in FY 1982. In FY 1983, the top 500 contractors included 382 U.S. business firms (175 of which were small businesses); 110 educational and nonprofit institutions; 5 foreign contractors; and 3 U.S. government agencies. In FY 1983, there were 102 contractors on the top 500 list that had not appeared on the FY 1982 list.

In FY 1982 the top 500 consisted of 379 business firms (192 were small businesses); 110 educational and nonprofit institutions; 7 foreign contractors; and 4 U.S. government agencies.

In addition to the top 500 contractors, there were 1,401 other contractors for whom RDT&E procurement actions over \$25,000 were reported, for a total of 1,901 contractors for FY 1983. In FY 1982, the total number of contractors was 2,108. The top 500 RDT&E contractors received awards totaling \$16,014 million in FY 1983, compared to \$14,611 million in FY 1982, an increase of \$1,403 million or 9.6 percent. The \$16,014 million represents 98.2 percent of the \$16,301 million total prime contract awards over \$25,000 for RDT&E work in FY 1983.

Of the 32 contractors with RDT&E awards of \$100 million or more in FY 1983, 28 were business firms and 4 were educational and other nonprofit institutions. These 32 contractors had a total of \$11,370 million in RDT&E awards. In FY 1982, there were 30 contractors who reached the \$100 million plateau, with awards totaling \$11,182 million. Of these 30 contractors, 26 were business firms and 4 were educational and other nonprofit institutions. The amount of awards for this \$100 million group increased by \$188 million or 1.7 percent between FY 1982 and 1983.

The following table shows the type of RDT&E work the contractors were engaged in and the net value and percent distribution of all awards for each of these types in FY 1983. Engineering development accounted for the majority (53.0 percent) of RDT&E awards, followed by advanced development (17.4 percent).

TYPE	AWARDS (\$000)	PERCENT OF TOTAL
RDT&E — TOTAL	<u>\$16,300,900</u>	<u>100.0</u>
Engineering Development	8,646,811	53.0
Advanced Development	2,836,719	17.4
Operational Systems	2,431,906	14.9
Exploratory Development	1,260,832	7.7
Research	762,604	4.7
Management and Support	362,028	2.2

The following table shows the net value and percent distribution of all RDT&E awards by type of program. Within the RDT&E contracts, the largest volume of awards was for the research, development, test, or evaluation of missiles & space systems and electronic & communications equipment. In FY 1983, a combined total of \$11,125 million or 68.2 percent of all RDT&E awards over \$25,000 was for work connected with these programs.

PROGRAM	AWARDS (\$000)	PERCENT OF TOTAL
RDT&E — TOTAL	<u>\$16,300,900</u>	<u>100.0</u>
Missile Systems	6,443,757	39.5
Electronics & Communications Equipment	4,681,365	28.7
Aircraft	2,072,262	12.7
Services	1,635,888	10.0
Ships	408,897	2.5
Ammunition	297,399	1.8
Weapons	277,860	1.7
Tank-Automotive	162,060	1.0
All Other	321,412	2.0

Table 1. Alphabetical Listing of the Top 500 DOD Prime Contractors
for Research, Development, Test, and Evaluation Work: FY 1983

RANK + LIST *	CONTRACTOR	RANK + LIST *	CONTRACTOR
59 B	A A I CORP	307 B	AUTOMATED SCIENCES GROUP INC
485 B	A M A F INDUSTRIES INC	36 B	AUTOMATION INDUSTRIES INC
253 B	A M GENERAL CORP	21 B	AVCO CORP
476 F	A S KONSBERG VAPENFABRIKK	86 B	AVCO EVERETT RESEARCH LABORATORY
261 F	A S RAUFOSS AMMUNISJONSFABRIKKER	46 B	B D M CORP
191 B	ACUREX CORP	208 B	B D M MANAGEMENT SERVICE CO
278 B	ADVANCED INFORMATION & DECN SYS	161 B	B D M SERVICES CO
324 B	ADVANCED RESEARCH & APPL CORP	390 B	B K DYNAMICS INC
284 B	ADVANCED TECHNOLOGY INC	434 B	BAIRD CORP
354 B	AERODYNE RESEARCH INC	201 B	BALL BROS RESEARCH CORP
130 B	AEROJET ELECTRO SYSTEMS CO	209 B	BALL CORP
32 B	AEROJET GENERAL CORP	403 B	BATTELLE COLUMBUS LABORATORIES
129 B	AEROJET ORDNANCE & MFG CO	76 N	BATTELLE MEMORIAL INSTITUTE
29 B	AEROJET STRATEGIC PROPULSION CO	103 B	BECHTEL NATIONAL INC
369 B	AERONAUTICAL RESEARCH ASSOCIATES	398 B	BEDFORD RESEARCH ASSOCIATES INC
14 N	AEROSPACE CORP	484 B	BELL HELICOPTER INTERNATIONAL INC
378 N	ALABAMA UNIVERSITY OF	131 B	BELL TECHNICAL OPERATIONS CORP
166 B	ALLIED CORP	50 B	BENDIX CORP
358 B	ALTUS CORP	102 B	BENDIX FIELD ENGINEERING CORP
350 B	AMERICAN AIRLINES INC	480 B	BERKELEY RESEARCH ASSOC
140 B	AMERICAN ELECTRONIC LABS INC	171 B	BETAC CORP
95 B	AMEX SYSTEMS INC	1 B	BOEING CO
416 B	AMPEX CORP	101 B	BOEING VERTOL CO
337 B	ANACAPA SCIENCES INC	73 B	BOLT BERANEK & NEWMAN INC
207 B	ANALYSIS & COMPUTER SYSTEMS INC	94 B	BOOZ ALLEN & HAMILTON INC
255 B	ANALYSIS & TECHNOLOGY INC	276 N	BOSTON COLLEGE
365 B	ANALYTIC DECISIONS INC	234 N	BOSTON UNIVERSITY
187 N	ANALYTIC SERVICES INC	316 N	BROWN UNIVERSITY
193 B	ANALYTICAL SYSTEMS ENGR CORP	232 B	BRUNSWICK CORP
181 B	ANALYTICS INC	107 B	BURROUGHS CORP
274 B	ANALYTYX ELECTRONICS SYSTEMS INC	259 B	C T E C
386 B	ANAMET LABORATORIES INC	364 B	CACI INC FEDERAL
458 B	APPLICATIONS RESEARCH CORP	265 B	CALCULON CORP
462 B	APPLIED RESEARCH ASSOCIATES	188 N	CALIFORNIA INSTITUTE OF TECHNOLOGY
227 B	APPLIED RESEARCH INC	248 B	CALIFORNIA RESEARCH & TECHNOLOGY
383 B	APPLIED SCIENCE ASSOCIATES INC	233 N	CALIFORNIA STATE OF
372 B	APPLIED TECHNOLOGY ASSOCIATES INC	54 N	CALIFORNIA UNIVERSITY OF
452 B	APTEK	41 B	CALSPAN CORP
147 B	ARES INC	132 F	CANADIAN COMMERCIAL CORP
359 B	ARETE ASSOCIATES INC	435 B	CANYON RESEARCH GROUP INC
172 B	ARGO SYSTEMS INC	106 N	CARNEGIE MELLON UNIVERSITY
178 B	ARINC RESEARCH CORP	330 N	CASE WESTERN RESERVE UNIVERSITY
260 N	ARIZONA UNIVERSITY OF	475 N	CATHOLIC UNIVERSITY OF AMERICA
487 B	ARMAMENT SYSTEMS INC	471 B	CERADYNE INC
273 N	ARMOUR PHARMACEUTIAL CO	37 N	CHARLES STARK DRAPER LABS INC
500 B	ASSOCIATE CONSULTANTS INC	492 B	CHRYSLER CORP
247 B	ASSURANCE TECHNOLOGY CORP	256 B	CINCINNATI ELECTRONICS CORP
375 B	ATLANTIC ANALYSIS CORP	336 N	CLEMSON UNIVERSITY
88 B	ATLANTIC RESEARCH CORP	425 B	COLONEY WAYNE H CO INC
498 N	AUBURN UNIVERSITY	343 N	COLORADO STATE UNIVERSITY

* B = BUSINESS FIRM
F = FOREIGN CONTRACTOR
N = NON PROFIT INSTITUTION

Table 1. Alphabetical Listing of the Top 500 DOD Prime Contractors
for Research, Development, Test, and Evaluation Work: FY 1983
(Continued)

RANK + LIST *	CONTRACTOR	RANK + LIST *	CONTRACTOR
296 N	COLORADO UNIVERSITY	66 B	F M C CORP
149 N	COLUMBIA UNIVERSITY	342 B	FAIRCHILD CAMERA & INSTRUMENT CORP
174 B	COMMAND CONTROL & COMMUNICATION	60 B	FAIRCHILD INDUSTRIES INC
148 B	COMPTON RESEARCH INC	393 B	FAIRCHILD SPACE & ELECTRONICS CO
292 B	COMPUTER CORP OF AMERICA	420 B	FAIRCHILD WESTON SYSTEMS INC
52 B	COMPUTER SCIENCES CORP	379 B	FIBER MATERIALS INC
447 B	CONSOLIDATED ANALYSIS CENTER INC	236 B	FIGGIE INTERNATIONAL INC
388 B	CONTEL INFORMATION SYSTEMS INC	286 B	FLIGHT SYSTEMS INC
245 B	CONTINENTAL ELECT MFG CO A TEX COR	288 N	FLORIDA STATE UNIVERSITY
83 B	CONTROL DATA CORP	424 N	FLORIDA TECHNOLOGICAL UNIVERSITY
177 N	CORNELL UNIVERSITY	311 N	FLORIDA UNIVERSITY
494 B	CORVUS SYSTEMS INC	33 B	FORD AEROSPACE & COMMUNICATIONS
151 B	CUBIC CORP	220 B	FOSTER MILLER ASSOCIATES INC
159 B	CUMMINS ENGINE CO INC	348 B	FREQUENCY ELECTRONICS INC
280 B	D B A SYSTEMS INC	449 B	G A F CORP
238 B	DAYTON CORP	136 B	G A TECHNOLOGIES INC
93 N	DAYTON UNIVERSITY OF	409 B	G T E AUTOMATIC ELECTRIC INC
460 B	DECISIONS & DESIGNS INC	444 B	G T E LABORATORIES INC
371 B	DEFENSE SYSTEMS INC	23 B	G T E PRODUCTS CORP
394 B	DELEX SYSTEMS INC	53 B	GARRETT CORP
411 B	DELTA RESEARCH INC	387 B	GENERAL ATRONICS CORP
413 B	DENELCOR INC	7 B	GENERAL DYNAMICS CORP
352 N	DENVER UNIVERSITY OF	6 B	GENERAL ELECTRIC CO
243 B	DIGITAL EQUIPMENT CORP	270 B	GENERAL INSTRUMENT CORP
158 B	DIKEWOOD INDUSTRIES INC	121 B	GENERAL MOTORS CORP
235 B	DOW CORNING CORP	85 B	GENERAL RESEARCH CORP
408 N	DREXEL UNIVERSITY	160 B	GENTEX CORP
418 N	DUKE UNIVERSITY	338 B	GEO CENTERS INC
139 B	DYNALECTRON CORP	351 B	GEODYNAMICS CORP
150 B	DYNAMICS RESEARCH CORP	287 N	GEORGE WASHINGTON UNIVERSITY
257 B	DYNETICS INC	332 N	GEORGETOWN UNIVERSITY
192 B	E G & G INC	299 N	GEORGIA INSTITUTE TECH
167 B	E G & G WASHINGTON ANAL SVC CEN	70 N	GEORGIA TECH RESEARCH INSTITUTE
195 B	E S D CORP	183 B	GILBERT ASSOCIATES
57 B	E S L INC	92 B	GLOBAL ASSOCIATES
62 B	E SYSTEMS INC	144 B	GOODYEAR AEROSPACE CORP
186 B	EAGLE TECHNOLOGY INC	142 B	GOULD INC
47 B	EATON CORP	28 B	GRUMMAN AEROSPACE CORP
222 B	EDO CORP	143 B	H R B SINGER INC
340 B	EFFECTS TECHNOLOGY INC	100 B	HANSON R A CO INC
380 B	ELECTRONIC ASSOCIATES INC	35 B	HARRIS CORP
127 B	ELECTRONIC WARFARE ASSOCIATES	135 B	HARSCO CORP
97 B	ELECTROSPACE SYSTEMS INC	214 N	HARVARD UNIVERSITY
61 B	EMERSON ELECTRIC CO	313 N	HAWAII UNIVERSITY OF
431 N	EMMANUEL COLLEGE	384 B	HAYES INTERNATIONAL CORP
361 B	ENERGY RESEARCH CORP	68 B	HAZELTINE CORP
224 B	ENSCO INC	320 B	HENNINGSTON DURHAM RICHARDSON
215 B	ENVIRO CONTROL INC	34 B	HERCULES INC
156 N	ENVIRONMENTAL RESEARCH INSTIT MICH	18 B	HONEYWELL INC
196 B	ERTEC WESTERN INC	239 B	HORIZONS TECHNOLOGY INC

* B = BUSINESS FIRM
F = FOREIGN CONTRACTOR
N = NON PROFIT INSTITUTION

Table 1. Alphabetical Listing of the Top 500 DOD Prime Contractors
for Research, Development, Test, and Evaluation Work: FY 1983
(Continued)

RANK + LIST *	CONTRACTOR	RANK + LIST *	CONTRACTOR
493 N	HOUSTON UNIVERSITY OF	440 B	M & S COMPUTING INC
8 B	HUGHES AIRCRAFT CO	468 B	M A N TRUCK & BUS CORP
162 B	HUGHES HELICOPTERS INC	465 B	M K ASSOCIATES INC
427 B	HUMAN FACTORS RESEARCH INC	331 B	MAC AULAY BROWN INC
305 N	HUMAN RESOURCES RESEARCH ORGH	146 B	MAGNAVOX ADVANCED PROD & SYS CO
461 B	HYCOM INC	84 B	MAGNAVOX GOVT & INDUSTRIAL ELEC CO
145 B	HYCOR INC	180 B	MANTECH INTERNATIONAL CORP
317 B	I L C DOVER	199 F	MARCONI CO LTD
478 B	I M R SYSTEMS CORP	428 B	MARINETTE MARINE CORP
306 B	I R T CORP	319 B	MARK RESOURCES INC
45 B	I T T & WESTINGHOUSE JV	185 B	MARQUARDT CO
464 B	I T T CONTINENTAL BAKING CO	3 B	MARTIN MARIE T CORP
27 B	I T T CORP	154 N	MARYLAND UNI SITY OF
291 B	I T T GILFILLAN INC	15 N	MASSACHUSETT TITUTE TECHNOLOGY
51 N	ILLINOIS INSTITUTE TECHNOLOGY	250 N	MASSACHUSETT NIVERSITY OF
116 N	ILLINOIS UNIVERSITY OF	333 B	MATHEMATICAL NCE NORTHWEST INC
206 B	INCO INC	466 F	MATRA CO
496 B	INFORMATION SYSTEMS NETWORKS CORP	104 B	MAXWELL LABOR KIES INC
74 N	INSTITUTE FOR DEFENSE ANALYSIS	5 B	MCDONNELL DOUGLAS CORP
230 B	INSTRUMENTATION TECHNICAL ENGINEER	412 B	MCLEAN RESEARCH CENTER INC
482 B	INTEGRATED SYSTEMS ANALYSTS INC	321 B	MCMULLEN JOHN J ASSOCIATES INC
481 B	INTERCON SYSTEMS CORP	395 B	MEASUREMENT CONCEPT CORP
124 B	INTERMETRICS INC	453 B	MEDLEY TOOL & MODEL CO INC
11 B	INTERNATIONAL BUSINESS MACHINE CO	221 B	METRIC SYSTEMS CORP
367 B	INTERNATIONAL LASER SYSTEMS INC	242 N	MIAMI UNIVERSITY OF
118 B	INTERSTATE ELECTRONICS CORP	370 N	MICHIGAN STATE UNIVERSITY
326 N	IOWA UNIVERSITY OF	433 N	MICHIGAN TECHNOLOGICAL UNIVERSITY
374 B	IRVINE SENSORS CORP	254 N	MICHIGAN UNIVERSITY OF
123 B	ITEK CORP	397 B	MICROWAVE ASSOCIATES INC
91 B	JAYCOR	346 N	MINNESOTA UNIVERSITY OF
17 N	JOHNS HOPKINS UNIVERSITY	128 B	MISSION RESEARCH CORP
87 B	KAMAN SCIENCES CORP	407 N	MISSOURI UNIVERSITY OF
65 B	KENTRON INTERNATIONAL INC	20 N	MITRE CORP
377 B	KERNCO	26 B	MORTON THIOKOL INC
489 B	KESTREL INSTITUTE	39 B	MOTOROLA INC
295 B	KETRON INC	122 N	NATIONAL ACADEMY OF SCIENCES
223 B	KOLLMORGEN CORP	312 N	NEW MEXICO INSTITUTE MINING & TECH
300 N	LEHIGH UNIVERSITY	96 N	NEW MEXICO STATE UNIVERSITY
459 B	LIFE SUPPORT SYSTEMS INC	114 N	NEW MEXICO UNIVERSITY OF
163 B	LINKABIT CORP	258 B	NEW TECHNOLOGY INC
110 B	LITTLE ARTHUR D INC	381 N	NEW YORK POLYTECHNIC INSTITUTE
302 B	LITTON INDUSTRIES INC	310 N	NEW YORK STATE UNIV RESEARCH FOUND
55 B	LITTON SYSTEMS INC	448 N	NEW YORK STATE UNIVERSITY OF
22 B	LOCKHEED CORP	272 N	NEW YORK UNIVERSITY
344 B	LOCKHEED ELECTRONICS CO INC	490 B	NEWPORT NEWS SHIPBLD & DRY DOCK CO
9 B	LOCKHEED MISSILES & SPACE CO INC	137 B	NICHOLS RESEARCH CORP
69 B	LOGICON INC	417 B	NIELSEN ENGINEERING & RESEARCH CO
111 B	LORAL CORP	120 B	NORDEN SYSTEMS INC
194 B	LOS ALAMOS TECHNICAL ASSOCIATES	349 N	NORTH CAROLINA STATE UNIVERSITY
405 N	LOUISIANA STATE UNIVERSITY OF	309 N	NORTH CAROLINA UNIVERSITY OF

* B = BUSINESS FIRM
F = FOREIGN CONTRACTOR
N = NON PROFIT INSTITUTION

Table 1. Alphabetical Listing of the Top 500 DOD Prime Contractors
for Research, Development, Test, and Evaluation Work: FY 1983
(Continued)

RANK + LIST *	CONTRACTOR	RANK + LIST *	CONTRACTOR
298 N	NORTHEASTERN UNIVERSITY	318 B	RAYTHEON SERVICE CO
16 B	NORTHROP CORP	499 N	REGENTS OF THE UNIVERSITY OF MICH
422 B	NORTHWESTERN MOTOR CO	363 B	REL INC
353 N	NORTHWESTERN UNIVERSITY	264 N	RENSELAER POLYTECHNIC INSTITUTE
463 B	NUCLEAR METALS INC	423 B	RESEDEL ENGINEERING CORP
210 B	O A O CORP	335 N	RESEARCH TRIANGLE INSTITUTE
176 B	O R I INC	282 N	RHODE ISLAND UNIVERSITY OF
368 B	OCEAN DATA SYSTEMS INC	497 B	RIKER LABORATORIES INC
385 B	OCEAN TECHNOLOGY INC	202 N	RIVERSIDE RESEARCH INSTITUTE
197 N	OHIO STATE UNIV RESERCH FOUNDATION	78 N	ROCHESTER UNIVERSITY OF
290 N	OKLAHOMA STATE UNIVERSITY OF	2 B	ROCKWELL INTERNATIONAL CORP
325 B	OPTI METRICS INC	285 B	ROHM & HAAS CO
376 B	OPTIC ELECTRONIC CORP	454 B	ROLM CORP
408 B	OPTICAL SCIENCES CO	366 B	ROME RESEARCH CORP
213 N	OREGON STATE UNIVERSITY	467 B	ROSENBAUM HAROLD ASSOCIATES INC
477 B	ORLANDO TECHNOLOGY INC	456 N	RUTGERS UNIVERSITY
179 B	P D A ENGINEERING INC	200 B	S CUBED
438 B	PACCAR INC	49 N	S R I INTERNATIONAL
329 B	PACER SYSTEMS INC	297 B	SACHS FREEMAN ASSOCIATES INC
219 B	PACIFIC SIERRA RESEARCH CORP	170 N	SALK INSTITUTE THE
228 B	PAR TECHNOLOGY CORP	43 B	SANDERS ASSOCIATES INC
426 B	PATEL ENTERPRISES INC	165 B	SANDERS INTERNATIONAL TEL & TEL JV
229 B	PATTERN ANALYSIS & RECOGNITION CO	182 B	SANTA BARBARA RESEARCH CENTER
77 N	PENNSYLVANIA STATE UNIVERSITY	277 B	SARGENT FLETCHER CO
211 N	PENNSYLVANIA UNIVERSITY OF	168 B	SCHAFFER W J ASSOCIATES INC
249 B	PERCEPTRONICS INC	389 B	SCIENCE & ENGINEERING ASSOCIATES
134 B	PERKIN ELMER CORP	439 B	SCIENCE & TECHNOLOGY INC
406 B	PHOTON RESEARCH ASSOCIATES	38 B	SCIENCE APPLICATIONS INC
429 B	PHYSICAL DYNAMICS INC	271 B	SCOPE ELECTRONICS INC
455 B	PHYSICAL RESEARCH INC	240 B	SEMCOR INC
347 B	PHYSICAL SCIENCES CORP	491 B	SIERRA GEOPHYSICS INC
109 B	PHYSICS INTERNATIONAL CO	486 B	SIGNAL SCIENCE INC
212 B	PIASECKI AIRCRAFT CORP	443 B	SIGNATRON INC
293 N	PITTSBURGH UNIVERSITY OF	31 B	SINGER CO
82 B	PLANNING RESEARCH CORP	117 B	SOFTTECH INC
283 B	PLANNING SYSTEMS INC	108 B	SOLAR TURBINES INTERNATIONAL
437 B	POLAR RESEARCH LABORATORY INC	99 B	SONICRAFT INC
436 B	POLARIS INC	275 N	SOUTHEASTERN CTR ELECT ENGR EDUC
410 B	PRESEARCH INC	81 N	SOUTHERN CALIFORNIA UNIVERSITY OF
267 N	PRINCETON UNIVERSITY	244 N	SOUTHERN RESEARCH INSTITUTE
430 B	PROSPECTIVE DECISION MODELS INC	112 N	SOUTHWEST RESEARCH INSTITUTE
301 N	PURDUE RESEARCH FOUNDATION	334 B	SPACE COMMUNICATIONS CO
469 N	PURDUE UNIVERSITY	241 B	SPACE DATA CORP
153 B	QUEST RESEARCH CORP	399 B	SPACE VECTOR CORP
56 B	R & D ASSOCIATES	184 B	SPARTA INC
25 B	R C A CORP	404 B	SPARTON CORP
432 B	RADIAN CORP	322 B	SPECIAL METALS CORP
360 B	RAIL CO INC	314 B	SPECTRA RESEARCH SYSTEMS INC
71 N	RAND CORP	479 B	SPECTRON DEVELOPMENT LABORATORIES
13 B	RAYTHEON CO	24 B	SPERRY CORP

* B = BUSINESS FIRM
F = FOREIGN CONTRACTOR
N = NON PROFIT INSTITUTION

**Table 1. Alphabetical Listing of the Top 500 DOD Prime Contractors
for Research, Development, Test, and Evaluation Work: FY 1983
(Concluded)**

RANK + LIST *	CONTRACTOR	RANK + LIST *	CONTRACTOR
67 N	STANFORD UNIVERSITY	251 B	TITAN SYSTEMS INC
175 B	STEARNS ROGER INC	473 B	TOYON RESEARCH CORP
400 B	STENCEL AERO ENGINEERING CORP	138 B	TRACOR INC
414 N	STEVENS INSTITUTE OF TECHNOLOGY	190 B	TRIAD MICROSYSTEMS INC
303 B	STORAGE TECHNOLOGY CORP	115 B	U R S BERGER
155 B	SUMMA CORP	119 B	U T L CORP
356 B	SUMMIT RESEARCH CORP	105 B	ULTRASYSTEMS INC
225 B	SUPPORT SYSTEMS ASSOCIATES INC	42 B	UNIDYNAMICS ST LOUIS INC
48 B	SVERDRUP TECHNOLOGY INC	218 B	UNITED SPACE BOOSTERS INC
263 B	SYNECTICS CORP	237 N	UNITED STATES COMMERCE DEPT
231 B	SYNOPTIC SYSTEMS CORP	415 N	UNITED STATES ENERGY DEPT
279 N	SYRACUSE RESEARCH CORP	90 N	UNITED STATES NATL AERO SPACE AGY
328 B	SYSCON CORP	10 B	UNITED TECHNOLOGIES CORP
79 B	SYSTEM DEVELOPMENT CORP	217 B	UNIVERSAL ENERGY SYSTEMS INC
113 B	SYSTEM PLANNING CORP	391 B	UNIVERSAL TECHNOLOGY CORP
141 B	SYSTEMS & APPLIED SCIENCES CORP	355 B	UNIVOX CALIFORNIA CO
451 B	SYSTEMS ARCHITECTS INC	133 N	UTAH STATE UNIVERSITY
169 B	SYSTEMS CONTROL TECHNOLOGY INC	203 N	UTAH UNIVERSITY OF
262 B	SYSTEMS EXPLORATION INC	226 B	V S E CORP
382 B	SYSTEMS PLANNING & ANALYSIS INC	157 B	VARIAN ASSOCIATES
474 B	SYSTEMS RESEARCH & APPL CORP	327 B	VECTOR RESEARCH INC
75 B	SYSTEMS RESEARCH LABORATORIES INC	341 B	VEDA INC
164 B	SYSTEMS SCIENCE & SOFTWARE	281 B	VERAC INC
442 B	SYSTRON DONNER CORP	246 N	VIRGINIA POLYTECHNIC INSTITUTE
58 B	T A D COMMUNICATIONS CO	357 N	VIRGINIA UNIVERSITY OF
304 B	T C O M CORP	445 B	VISIDYNE INC
4 B	T R W INC	315 B	VITRONICS INC
421 B	T S C CORP	19 B	VOUGHT CORP
339 B	T V I ENERGY CORP	472 B	WAGNER DANIEL H ASSOCIATES INC
289 B	TECHDYN SYSTEMS CORP	323 N	WASHINGTON BOOKER T FOUNDATION
483 B	TECHNITROL INC	294 B	WASHINGTON PATROL SERVICE INC
205 B	TECHNOLOGY DEVELOPMENT CORP CALIF	457 N	WASHINGTON STATE UNIVERSITY
396 B	TECHNOLOGY INC	495 N	WASHINGTON UNIVERSITY
152 B	TECHNOLOGI SERVICE CORP	89 N	WASHINGTON UNIVERSITY OF
373 B	TEKTRONIX INC	402 B	WATKINS JOHNSON CO
64 B	TELEDYNE BROWN ENGINEERING	269 B	WEIDLINGER ASSOCIATES CONSULT ENGR
450 B	TELEDYNE CONTINENTAL MOTORS	441 N	WENTWORTH INSTITUTE
345 B	TELEDYNE CONTROLS	470 B	WESTEC SERVICES INC
308 B	TELEDYNE GEOTECH	40 B	WESTERN ELECTRIC CO INC
173 B	TELEDYNE INC	80 B	WESTERN GEAR CORP
63 B	TELEDYNE INDUSTRIES INC	268 B	WESTERN RESEARCH CORP
362 B	TELEPHONICS CORP	12 B	WESTINGHOUSE ELECTRIC CORP
401 N	TENNESSEE UNIVERSITY OF	125 B	WILLIAMS INTERNATIONAL CORP
392 B	TETRA TECH INC	204 N	WISCONSIN UNIVERSITY OF
252 N	TEXAS A & M RESEARCH FOUNDATION	126 N	WOODS HOLE OCEANOGRAPHIC INST
44 B	TEXAS INSTRUMENTS INC	189 B	XEROX CORP
446 N	TEXAS TECHNOLOGICAL COLLEGE	216 B	XEROX ELECTRO OPTICAL SYSTEMS INC
72 N	TEXAS UNIVERSITY OF	266 B	XONTECH INC
30 B	TEXTRON INC	198 N	YALE UNIVERSITY
98 B	THE ANALYTIC SCIENCES CORP	419 B	YOUNG ARTHUR & CO

* B = BUSINESS FIRM
F = FOREIGN CONTRACTOR
N = NON PROFIT INSTITUTION

**Table 2. Net Value of DOD Prime Contract Awards Over \$25,000
for RDT&E to Business Firms: FY 1983**

RANK	NAME OF CONTRACTOR AND LOCATION	THOUSANDS OF DOLLARS	RANK	NAME OF CONTRACTOR AND LOCATION	THOUSANDS OF DOLLARS		
1	BOEING CO	1,703,491 *	GENERAL ELECTRIC CO	SUNNYVALE CALIFORNIA	100		
	HUNTSVILLE ALABAMA	4,488		ARCHER FLORIDA	411		
	WICHITA KANSAS	221,277		DAYTONA BEACH FLORIDA	18,212		
	FORT WORTH TEXAS	21,000		LANHAM MARYLAND	98		
	HOUSTON TEXAS	96		BEDFORD MASS	910		
	KENT WASHINGTON	177,497		HANSCOM AFB MASS	2,785		
SEATTLE WASHINGTON	1,279,133	LYNN MASS		46,234			
2	ROCKWELL INTERNATIONAL CORP	1,171,720 *		PITTSFIELD MASS	21,954		
	ALAMEDA CALIFORNIA	932		WEST LYNN MASS	13,655		
	ANAHEIM CALIFORNIA	302,831		WILMINGTON MASS	2,336		
	CANOGA PARK CALIFORNIA	185,646		BINGHAMTON NEW YORK	704		
	CULVER CITY CALIFORNIA	86		JOHNSON CITY NEW YORK	629		
	DOWNY CALIFORNIA	57,875		LIVERPOOL NEW YORK	37		
	EL SEGUNDO CALIFORNIA	300		NORTH SYRACUSE NEW YORK	94		
	LOS ANGELES CALIFORNIA	462,946		SCHENECTADY NEW YORK	67,952		
	NEWPORT BEACH CALIFORNIA	277		SYRACUSE NEW YORK	127,653		
	SEAL BEACH CALIFORNIA	83,464		UTICA NEW YORK	20,780		
	THOUSAND OAKS CALIFORNIA	12,874		CINCINNATI OHIO	141,090		
	VANDENBERG AFB CALIFORNIA	3,869		EVENDALE OHIO	10,402		
	DULUTH GEORGIA	15,488		KING OF PRUSSIA PA	35,256		
	NORCROSS GEORGIA	125		PHILADELPHIA PA	111,985		
	CEDAR RAPIDS IOWA	20,323		VALLEY FORGE PA	1,416		
	KIRTLAND AFB NEW MEXICO	230		BURLINGTON VERMONT	7,071		
	COLUMBUS OHIO	4,033		ARLINGTON VIRGINIA	6,826		
	DAYTON OHIO	30		7 GENERAL DYNAMICS CORP	643,504 *		
	WRIGHT PATTERS OHIO	82				YUMA ARIZONA	60
	TULSA OKLAHOMA	171				CAMDEN ARKANSAS	516
DALLAS TEXAS	144	PACOIMA CALIFORNIA				85	
RICHARDSON TEXAS	20,194	POINT MUGU CALIFORNIA				105	
3	MARTIN MARIETTA CORP	1,048,660 *				POMONA CALIFORNIA	75,736
	VANDENBERG AFB CALIFORNIA	339,654				SAN DIEGO CALIFORNIA	306,517
	DENVER COLORADO	427,017				VANDENBERG AFB CALIFORNIA	11,856
	JEFFERSON COLORADO	300				GROTON CONN	54,759
	WATERTON COLORADO	17,411				CENTER LINE MICHIGAN	36,495
	ORLANDO FLORIDA	238,043		WARREN MICHIGAN	59,174		
	BALTIMORE MARYLAND	14,698	HOLLOMAN AFB NEW MEXICO	108			
	WAKEFIELD MASS	10,492	KIRTLAND AFB NEW MEXICO	3,850			
KIRTLAND AFB NEW MEXICO	1,045	FORT WORTH TEXAS	94,543				
4	T R W INC	669,331 *	8 HUGHES AIRCRAFT CO	627,333 *			
	HUNTSVILLE ALABAMA	3,429			FRANCE	282	
	EL SEGUNDO CALIFORNIA	1,293			TUCSON ARIZONA	123	
	LAWDALE CALIFORNIA	150			CANOGA PARK CALIFORNIA	208,280	
	NEWBURY PARK CALIFORNIA	322			CULVER CITY CALIFORNIA	29,624	
	NORTON AFB CALIFORNIA	123,059			EL SEGUNDO CALIFORNIA	92,044	
	REDONDO BEACH CALIFORNIA	438,362			FULLERTON CALIFORNIA	203,025	
	SAN DIEGO CALIFORNIA	2,183			IRVINE CALIFORNIA	1,369	
	SAN JUAN CAPIS CALIFORNIA	11,463			LONG BEACH CALIFORNIA	1,053	
	ALBUQUERQUE NEW MEXICO	227			LOS ANGELES CALIFORNIA	16,000	
	CLEVELAND OHIO	164			MALIBU CALIFORNIA	11,391	
	DAYTON OHIO	2,385			NEWPORT BEACH CALIFORNIA	739	
	WRIGHT PATTERS OHIO	159			TORRANCE CALIFORNIA	62,988	
	FALLS CHURCH VIRGINIA	57,301			EGLIN AFB FLORIDA	1,334	
LANGLEY AFB VIRGINIA	53	CHICAGO ILLINOIS	34				
MCLEAN VIRGINIA	29,425	GRIFFISS AFB NEW YORK	298				
5	MCDONNELL DOUGLAS CORP	647,323 *	DALLAS TEXAS	749			
	HUNTINGTON BEA CALIFORNIA	150,558	9 LOCKHEED MISSILES & SPACE CO INC	509,219 *			
	LONG BEACH CALIFORNIA	61,529			HUNTSVILLE ALABAMA	3,358	
	LOWRY AFB COLORADO	457			PALO ALTO CALIFORNIA	51,348	
	TITUSVILLE FLORIDA	2,045			SAN DIEGO CALIFORNIA	191	
	BERKELEY MISSOURI	603			SUNNYVALE CALIFORNIA	438,708	
	ST CHARLES MISSOURI	400			AUSTIN TEXAS	17,616	
	ST ELIZABETH MISSOURI	100			10 UNITED TECHNOLOGIES CORP	339,431 *	
ST LOUIS MISSOURI	431,749	COYOTE CALIFORNIA					75
TULSA OKLAHOMA	82	SAN JOSE CALIFORNIA	685				
6	GENERAL ELECTRIC CO	645,426 *	SUNNYVALE CALIFORNIA	21,731			
	JAMAICA	26	BRIDGEPORT CONN	2,000			
	T T PAC IS	990	EAST HARTFORD CONN	4,879			
	HUNTSVILLE ALABAMA	2,413	HARTFORD CONN	177			
WILLIAMS AFB ARIZONA	4,573	NORWALK CONN	27,618				
SANTA BARBARA CALIFORNIA	874	SOUTH WINDSOR CONN	2,573				

- = MINUS AMOUNT (CANCELLATIONS EXCEED NEW AWARDS)
S = SMALL BUSINESS

**Table 2. Net Value of DOD Prime Contract Awards Over \$25,000
for RDT&E to Business Firms: FY 1983
(Continued)**

RANK	NAME OF CONTRACTOR AND LOCATION	THOUSANDS OF DOLLARS	RANK	NAME OF CONTRACTOR AND LOCATION	THOUSANDS OF DOLLARS
	UNITED TECHNOLOGIES CORP			HONEYWELL INC	
	STRATFORD CONN	68,321		ST PAUL MINNESOTA	119
	WINDSOR LOCKS CONN	4,976		EATONTOWN NEW JERSEY	741
	PALM BEACH AFB FLORIDA	100		HORSHAM PA	121
	WEST PALM BEACH FLORIDA	204,172		SEATTLE WASHINGTON	2,041
	ALBUQUERQUE NEW MEXICO	170	19	VOUGHT CORP	210,641 *
	MELVILLE NEW YORK	212		HONOLULU HAWAII	70
	FORT WASHINGTON PA	1,542		DALLAS TEXAS	210,771
11	INTERNATIONAL BUSINESS MACHINE CO	296,385 *	21	AVCO CORP	199,514 *
	SAN JOSE CALIFORNIA	528		STRATFORD CONN	2,490
	THOUSAND OAKS CALIFORNIA	121		EVERETT MASS	97
	WESTLAKE VILLA CALIFORNIA	10,445		LOWELL MASS	1,400
	GAITHERSBURG MARYLAND	124,775		WILMINGTON MASS	195,527
	OWEGO NEW YORK	87,194	22	LOCKHEED CORP	194,378 *
	YORKTOWN HGTS NEW YORK	5,756		BURBANK CALIFORNIA	68,938
	HOUSTON TEXAS	1,844		PALO ALTO CALIFORNIA	240
	ARLINGTON VIRGINIA	6,990		SUNNYVALE CALIFORNIA	85,992
	MANASSAS VIRGINIA	54,489		MARIETTA GEORGIA	8,106
	ROSSLYN VIRGINIA	4,243		PLAINFIELD NEW JERSEY	1,526
12	WESTINGHOUSE ELECTRIC CORP	293,277 *		WHITE SANDS MS NEW MEXICO	27,832
	SUNNYVALE CALIFORNIA	85,818		DUGWAY UTAH	1,744
	ANNAPOLIS MARYLAND	2,290	23	G T E PRODUCTS CORP	192,997 *
	BALTIMORE MARYLAND	99,179		T T PAC IS	11,100
	COCKEYSVILLE MARYLAND	506		BURLINGAME CALIFORNIA	170
	HUNT VALLEY MARYLAND	143		MOUNTAIN VIEW CALIFORNIA	13,342
	LIMA OHIO	488		COLORADO SPRING COLORADO	593
	WRIGHT PATTERS OHIO	468		DANVERS MASS	714
	MADISON PA	61		NEEDHAM HEIGHT MASS	78,517
	PITTSBURGH PA	8,141		SALEM MASS	470
	WARMINSTER PA	30		WALTHAM MASS	380
	WEST MIFFLIN PA	96,153		WESTBOROUGH MASS	87,388
13	RAYTHEON CO	266,373 *		WHITE SANDS MS NEW MEXICO	323
	GERMANY	239	24	SPERRY CORP	182,690 *
	GOLETA CALIFORNIA	11,246		HUNTSVILLE ALABAMA	2,336
	OXNARD CALIFORNIA	2,692		PHOENIX ARIZONA	11,900
	ANDOVER MASS	15,139		LOMPOC CALIFORNIA	4,633
	BEDFORD MASS	28,400		SAN DIEGO CALIFORNIA	4,423
	LEXINGTON MASS	1,227		CLEARWATER FLORIDA	1,422
	LOWELL MASS	4,600		SUDBURY MASS	94
	NORTHBOROUGH MASS	362		EGAN MINNESOTA	69
	SUDBURY MASS	37,361		MINNEAPOLIS MINNESOTA	65
	WALTHAM MASS	2,745		ST PAUL MINNESOTA	11,612
	WAYLAND MASS	96,091		ALBUQUERQUE NEW MEXICO	1,421
	WEST ANDOVER MASS	13,095		WHITE SANDS MS NEW MEXICO	1,131
	WAYNE NEW JERSEY	540		GREAT NECK NEW YORK	134,621
	PORTSMOUTH RI	52,594		HAWTHORNE NEW YORK	75
	MCLEAN VIRGINIA	42		SOUTHAMPTON PA	2,033
16	NORTHROP CORP	245,512 *		SALT LAKE CITY UTAH	638
	HUNTSVILLE ALABAMA	385		CHARLOTTESVILL VIRGINIA	1,968
	ANAHEIM CALIFORNIA	2,944		DAHLGREN VIRGINIA	882
	HAWTHORNE CALIFORNIA	193,315		RESTON VIRGINIA	2,947
	PALOS VERDES E CALIFORNIA	3,655	25	R C A CORP	181,732 *
	ROLLING MEADOW ILLINOIS	5,248		T T PAC IS	15,823
	NORWOOD MASS	39,965		BURLINGTON MASS	21,528
18	HONEYWELL INC	218,371 *		CAMDEN NEW JERSEY	35,794
	FRANCE	599		CHERRY HILL NEW JERSEY	100
	WEST COVINA CALIFORNIA	12,981		HIGHTSTOWN NEW JERSEY	3,286
	CLEARWATER FLORIDA	36,344		MOORESTOWN NEW JERSEY	103,366
	ST PETERSBURG FLORIDA	7,387		PRINCETON NEW JERSEY	1,389
	TAMPA FLORIDA	283		WHITE SANDS MS NEW MEXICO	157
	ANNAPOLIS MARYLAND	1,745		LANCASTER PA	153
	LEXINGTON MASS	7,166		WARMINSTER PA	25
	BLOOMINGTON MINNESOTA	2,132		SPRINGFIELD VIRGINIA	111
	HOPKINS MINNESOTA	81,631			
	MINNEAPOLIS MINNESOTA	25,750			
	MINNETONKA MINNESOTA	4,787			
	NEW BRIGHTON MINNESOTA	26,142			
	PLYMOUTH MINNESOTA	1,635			
	ROSEVILLE MINNESOTA	1,391			
	ST LOUIS PARK MINNESOTA	5,376			

* = MINUS AMOUNT (CANCELLATIONS EXCEED NEW AWARDS)
S = SMALL BUSINESS

**Table 2. Net Value of DOD Prime Contract Awards Over \$25,000
for RDT&E to Business Firms: FY 1983
(Continued)**

RANK	NAME OF CONTRACTOR AND LOCATION	THOUSANDS OF DOLLARS	RANK	NAME OF CONTRACTOR AND LOCATION	THOUSANDS OF DOLLARS
26	MORTON THIGKOL INC HUNTSVILLE ALABAMA ELKTON MARYLAND BRIGHAM CITY UTAH	147,735 * 2,208 575 144,952	35	HARRIS CORP MELBOURNE FLORIDA PALM BAY FLORIDA ROCHESTER NEW YORK SYOSSET NEW YORK	91,514 * 41,245 49,984 176 109
27	I T T CORP PHOENIX ARIZONA COSTA MESA CALIFORNIA SAN DIEGO CALIFORNIA VAN NUYS CALIFORNIA FORT WAYNE INDIANA NUTLEY NEW JERSEY WRIGHT PATTEPS OHIO ROANOKE VIRGINIA	146,981 * 65 79 140 3,565 4,186 136,720 88 2,138	36	AUTOMATION INDUSTRIES INC OXNARD CALIFORNIA EGLIN AFB FLORIDA SILVER SPRING MARYLAND	88,049 * 4,167 250 83,632
28	GRUMMAN AEROSPACE CORP IRVINE CALIFORNIA POINT MUGU CALIFORNIA BETHPAGE NEW YORK	131,781 * 65- 4,090 127,756	38	SCIENCE APPLICATIONS INC HUNTSVILLE ALABAMA TUCSON ARIZONA CHATSWORTH CALIFORNIA GOLETA CALIFORNIA HERMOSA BEACH CALIFORNIA IRVINE CALIFORNIA LA JOLLA CALIFORNIA MONTEREY CALIFORNIA NORTON AFB CALIFORNIA PALO ALTO CALIFORNIA PLEASANTON CALIFORNIA SAN DIEGO CALIFORNIA SANTA ANA CALIFORNIA COLORADO SPRIN COLORADO DENVER COLORADO ENGLEWOOD COLORADO FORT WALTON BE FLORIDA ORLANDO FLORIDA LAS VEGAS NEVADA HANOVER NH PRINCETON NEW JERSEY ALBUQUERQUE NEW MEXICO KIRTLAND AFB NEW MEXICO DAYTON OHIO WRIGHT PATTERS OHIO VALLEY FORGE PA WAYNE PA FORT HOOD TEXAS ARLINGTON VIRGINIA MCLEAN VIRGINIA NORFOLK VIRGINIA VIENNA VIRGINIA	67,422 * 9,015 696 84 440 3,158 533 20,570 58 2,600 119 109 5,580 26 198 372 243 501 30 859 120 40 1,732 75 3,452 1,400 84 33 255 788 10,865 1,970 1,417
29	AEROJET STRATEGIC PROPULSION CO SACRAMENTO CALIFORNIA	123,352 * 123,352	39	MOTOROLA INC SCOTTSDALE ARIZONA TEMPE ARIZONA SCHAUMBURG ILLINOIS	64,297 * 55,271 8,979 47
30	TEXTRON INC YUMA ARIZONA BELMONT CALIFORNIA IRVINE CALIFORNIA VALENCIA CALIFORNIA NICEVILLE FLORIDA PANAMA CITY FLORIDA NEW ORLEANS LOUISIANA BUFFALO NEW YORK NIAGARA FALLS NEW YORK WHEATFLD NEW YORK FORT WORTH TEXAS HURST TEXAS	116,426 * 2,173 4,205 40 65 1,845 7,469 1,119 7,329 4,397 916 86,513 355	40	WESTERN ELECTRIC CO INC VANDENBERG AFB CALIFORNIA HOLMDEL NEW JERSEY WHIPPANY NEW JERSEY GREENSBORO NCAR	62,750 * 6,707 1,910 25,801 28,332
31	SINGER CO LUKE AFB ARIZONA WILLIAMS AFB ARIZONA GLENDALE CALIFORNIA SAN MARCOS CALIFORNIA SUNNYVALE CALIFORNIA SILVER SPRING MARYLAND LITTLE FALLS NEW JERSEY WAYNE NEW JERSEY BINGHAMTON NEW YORK MOUNT VERNON NEW YORK WRIGHT PATTERS OHIO STATE COLLEGE PA	110,583 * 1,151 2,445 21,238 150 47 1,619 31,834 12,542 2,370 35,320 1,205 662	41	CALSPAN CORP BUFFALO NEW YORK ROME NEW YORK DAYTON OHIO ARNOLD ENGG D TENNESSEE	58,168 * 17,620 127 789 39,652
32	AEROJET GENERAL CORP AZUSA CALIFORNIA DOWNEY CALIFORNIA NIMBUS CALIFORNIA SACRAMENTO CALIFORNIA	105,802 * 18,038 1,143 560 86,061	42	UNIDYNAMICS ST LOUIS INC ST LOUIS MISSOURI	57,433 * 57,433
33	FORD AEROSPACE & COMMUNICATIONS ELSINORE CALIFORNIA NEWPORT BEACH CALIFORNIA PALO ALTO CALIFORNIA SUNNYVALE CALIFORNIA COLORADO SPRIN COLORADO FORT DETRICK MARYLAND HOUSTON TEXAS	98,343 * 111 5,638 47,185 10,714 32,993 1,664 38	43	SANDERS ASSOCIATES INC MERRIMACK NH NASHUA NH NEW CASTLE NH	56,726 * 3,266 52,480 970
34	HERCULES INC WILMINGTON DELAWARE EGLIN AFB FLORIDA COLUMBIA MARYLAND MCGREGOR TEXAS MAGNA UTAH ROCKET CENTER WVA	94,862 * 100 371 166 1,027 91,720 1,478			

- * MINUS AMOUNT (CANCELLATIONS EXCEED NEW AWARDS)
S * SMALL BUSINESS

**Table 2. Net Value of DOD Prime Contract Awards Over \$25,000
for RDT&E to Business Firms: FY 1983
(Continued)**

RANK	NAME OF CONTRACTOR AND LOCATION	THOUSANDS OF DOLLARS	RANK	NAME OF CONTRACTOR AND LOCATION	THOUSANDS OF DOLLARS
44	TEXAS INSTRUMENTS INC RIDGECREST CALIFORNIA AUSTIN TEXAS DALLAS TEXAS LEWISVILLE TEXAS SHERMAN TEXAS	53,927 * 2,401 135 40,175 11,166 50		LITTON SYSTEMS INC COLLEGE PARK MARYLAND PASCAGOULA MISS MORRIS PLAINS NEW JERSEY MELVILLE NEW YORK ALEXANDRIA VIRGINIA BLACKSBURG VIRGINIA	2,414 1,573 150 809 437 36
45	I T T & WESTINGHOUSE JV NUTLEY NEW JERSEY	52,801 * 52,801	56	R & D ASSOCIATES LOS ANGELES CALIFORNIA MARINA DEL REY CALIFORNIA ALBUQUERQUE NEW MEXICO KIRTLAND AFB NEW MEXICO ARLINGTON VIRGINIA	37,544 * 196 26,500 6,495 3,035 1,316
46	B D M CORP HUNTSVILLE ALABAMA WASHINGTON DC LAS VEGAS NEVADA ALBUQUERQUE NEW MEXICO KIRTLAND AFB NEW MEXICO WHITE SANDS MS NEW MEXICO DAYTON OHIO WRIGHT PATTERS OHIO MCLEAN VIRGINIA NORFOLK VIRGINIA WARRENTON VIRGINIA	49,631 * 249 2,283 98 808 3,490 4,551 2,619 155 857 32,643 169 1,709	57	E S L INC SUNNYVALE CALIFORNIA EGLIN AFB FLORIDA	36,393 * 36,336 57
47	EATON CORP SOUTHFIELD MICHIGAN DEER PARK NEW YORK FARMINGDALE NEW YORK MELVILLE NEW YORK	49,305 * 198 48,528 73 506	58	T A D COMMUNICATIONS CO NUTLEY NEW JERSEY	36,268 * 36,268
48	SVERDRUP TECHNOLOGY INC ARNOLD ENGN D TENNESSEE TULLAHOVA TENNESSEE	45,849 * 45,095 754	59	A A I CORP BALTIMORE MARYLAND COCKEYSVILLE MARYLAND	34,707 * 3,390 31,317
50	BENDIX CORP NORTH HOLLYWOOD CALIFORNIA SYLMAR CALIFORNIA FORT LAUDERDAL FLORIDA MISHAWAKA INDIANA SOUTH BEND INDIANA DAVENPORT IOWA BALTIMORE MARYLAND TOWSON MARYLAND EATONTOWN NEW JERSEY TFTERBORO NEW JERSEY MCLEAN VIRGINIA	42,120 * 5,938 6,034 313 103 375 299 24,532 595 149 3,637 145	60	FAIRCHILD INDUSTRIES INC VANDENBERG AFB CALIFORNIA GERMANTOWN MARYLAND FARMINGDALE NEW YORK	33,116 * 210 2,081 30,825
52	COMPUTER SCIENCES CORP HUNTSVILLE ALABAMA OXNARD CALIFORNIA POINT MUGU CALIFORNIA SAN DIEGO CALIFORNIA FORT WALTON BE FLORIDA FORT MONMOUTH NEW JERSEY MOORESTOWN NEW JERSEY RED BANK NEW JERSEY ALBUQUERQUE NEW MEXICO HUNTINGDON PA WARMINSTER PA FALLS CHURCH VIRGINIA FORT EUSTIS VIRGINIA	41,238 * 688 5,029 2,625 57 475 160 2,297 1,605 796 5,571 528 1,737 17,714 1,956	61	EMERSON ELECTRIC CO ST LOUIS MISSOURI	31,287 * 31,287
53	GARRETT CORP PHOENIX ARIZONA LOS ANGELES CALIFORNIA TORRANCE CALIFORNIA	41,081 * 36,189 45 4,847	62	E SYSTEMS INC ST PETERSBURG FLORIDA DALLAS TEXAS GARLAND TEXAS GREENVILLE TEXAS SALT LAKE CITY UTAH FALLS CHURCH VIRGINIA	30,518 * 1,601 1,796 925 25,057 275 864
55	LITTON SYSTEMS INC SAN CAPLOS CALIFORNIA SUNNYVALE CALIFORNIA VAN NUYS CALIFORNIA WOODLAND HILLS CALIFORNIA FORT BENNING GEORGIA DAVENPORT IOWA	38,986 * 40 195 25,174 7,061 150 947	63	TELEDYNE INDUSTRIES INC SAN DIEGO CALIFORNIA TOLEDO OHIO GARLAND TEXAS ALEXANDRIA VIRGINIA	28,318 * 19,113 8,313 449 443
			64	TELEDYNE BROWN ENGINEERING HUNTSVILLE ALABAMA	28,301 * 28,301
			65	KENTRON INTERNATIONAL INC T T PAC IS YUMA ARIZONA CHINA LAKE CALIFORNIA DALLAS TEXAS	27,549 * 25,595 854 30 1,070
			66	F M C CORP ANNISTON ALABAMA SAN JOSE CALIFORNIA MINNEAPOLIS MINNESOTA	26,077 * 189 24,598 1,290
			68	HAZELTINE CORP BRAINTREE MASS GRAND VIEW ON NEW YORK GREENLAWN NEW YORK	25,719 * 2,400 94 23,225
			69	LOGICON INC SAN DIEGO CALIFORNIA SAN PEDRO CALIFORNIA WOODLAND HILLS CALIFORNIA LANHAM MARYLAND HANSCOM AFB MASS LEXINGTON MASS WRIGHT PATTERS OHIO	25,255 * 2,127 18,727 1,807 430 122 303 98

* = MINUS AMOUNT (CANCELLATIONS EXCEED NEW AWARDS)
S = SMALL BUSINESS

Table 2. Net Value of DOD Prime Contract Awards Over \$25,000
for RDT&E to Business Firms: FY 1983
(Continued)

RANK	NAME OF CONTRACTOR AND LOCATION	THOUSANDS OF DOLLARS	RANK	NAME OF CONTRACTOR AND LOCATION	THOUSANDS OF DOLLARS
	LOGICON INC				
	ALTUS AFB OKLAHOMA	325	91	JAYCOR	S 15,218 *
	TINKER AFB OKLAHOMA	1,316		DEL MAR CALIFORNIA	813
73	BOLT BERANEK & NEWMAN INC	22,797 *		LOS ANGELES CALIFORNIA	74
	CANOGA PARK CALIFORNIA	91		SAN DIEGO CALIFORNIA	8,441
	SAN DIEGO CALIFORNIA	465		SANTA BARBARA CALIFORNIA	54
	NEW LONDON CONN	105		SANTA MONICA CALIFORNIA	435
	CAMBRIDGE MASS	22,065		COLORADO SPRIN COLORADO	276
	ARLINGTON VIRGINIA	71		WASHINGTON DC	40
				ALEXANDRIA VIRGINIA	5,085
75	SYSTEMS RESEARCH LABORATORIES INC	21,057 *	92	GLOBAL ASSOCIATES	14,945 *
	DAYTON OHIO	7,179		T T PAC IS	14,945
	WRIGHT PATTERS OHIO	13,447	94	BOOZ ALLEN & HAMILTON INC	14,623 *
	BROOKS AFB TEXAS	322		SCOTT AFB ILLINOIS	361
	FALLS CHURCH VIRGINIA	109		BETHESDA MARYLAND	12,676
79	SYSTEM DEVELOPMENT CORP	20,342 *		FORT MEADE MARYLAND	80
	HUNTSVILLE ALABAMA	5,071		HANSCOM AFB MASS	658
	SAN DIEGO CALIFORNIA	48		ALBUQUERQUE NEW MEXICO	701
	SANTA MONICA CALIFORNIA	3,920		ARLINGTON VIRGINIA	147
	WEST LONG BRAN NEW JERSEY	3,302	95	AMEX SYSTEMS INC	S 14,231 *
	DAYTON OHIO	943		FORT IRWIN CALIFORNIA	527
	WARMINSTER PA	540		HAWTHORNE CALIFORNIA	128
	MCLEAN VIRGINIA	6,518		SAN DIEGO CALIFORNIA	13,832
80	WESTERN GEAR CORP	20,091 *	97	ELECTROSPACE SYSTEMS INC	13,505 *
	JAMESTOWN NDAK	20,091		DAYTON OHIO	899
82	PLANNING RESEARCH CORP	18,674 *		RICHARDSON TEXAS	12,606
	OFFUTT AFB NEBRASKA	8,440	98	THE ANALYTIC SCIENCES CORP	13,447 *
	FORT MONMOUTH NEW JERSEY	4,387		BATON ROUGE LOUISIANA	65
	MCLEAN VIRGINIA	5,847		READING MASS	13,063
83	CONTROL DATA CORP	18,552 *		EVENDALE OHIO	26
				ARLINGTON VIRGINIA	48
				MCLEAN VIRGINIA	225
			99	SONICRAFT INC	S 13,363 *
				CHICAGO ILLINOIS	13,363
			100	HANSON R A CO INC	S 13,294 *
				SPOKANE WASHINGTON	13,294
			101	BOEING VERTOL CO	12,944 *
				PHILADELPHIA PA	12,238
				RIDLEY PA	25
				RIDLEY PARK PA	681
			102	BENDIX FIELD ENGINEERING CORP	12,940 *
				COLUMBIA MARYLAND	11,136
				LAS VEGAS NEVADA	1,304
				MERCURY NEVADA	500
			103	BECHTEL NATIONAL INC	12,847 *
				SAN FRANCISCO CALIFORNIA	12,847
			104	MAXWELL LABORATORIES INC	S 12,841 *
				SAN DIEGO CALIFORNIA	11,288
				KIRTLAND AFB NEW MEXICO	1,353
			105	ULTRASYSTEMS INC	12,482 *
				SIERRA VISTA ARIZONA	5,642
				HAWTHORNE CALIFORNIA	673
				IRVINE CALIFORNIA	5,027
				NORTON AFB CALIFORNIA	1,140
			107	BURROUGHS CORP	11,979 *
				PAOLI PA	11,979
			108	SOLAR TURBINES INTERNATIONAL	11,795 *
				SAN DIEGO CALIFORNIA	11,795
86	ATLANTIC RESEARCH CORP	15,508 *			
	WHITE SANDS MS NEW MEXICO	151			
	ALEXANDRIA VIRGINIA	7,237			
	GAINESVILLE VIRGINIA	8,120			

- = MINUS AMOUNT (CANCELLATIONS EXCEED NEW AWARDS)
S = SMALL BUSINESS

**Table 2. Net Value of DOD Prime Contract Awards Over \$25,000
for RDT&E to Business Firms: FY 1983
(Continued)**

RANK	NAME OF CONTRACTOR AND LOCATION	THOUSANDS OF DOLLARS	RANK	NAME OF CONTRACTOR AND LOCATION	THOUSANDS OF DOLLARS
109	PHYSICS INTERNATIONAL CO SAN LEANDRO CALIFORNIA AKRON OHIO WADSWORTH OHIO	11,734 * 11,163 321 250	130	AEROJET ELECTRO SYSTEMS CO AZUSA CALIFORNIA	8,972 * 8,972
110	LITTLE ARTHUR D INC CAMBRIDGE MASS	11,652 * 11,652	131	BELL TECHNICAL OPERATIONS CORP SIERRA VISTA ARIZONA TUCSON ARIZONA	8,835 * 5,181 3,654
111	LORAL CORP SAN DIEGO CALIFORNIA YONKERS NEW YORK	11,492 * 291 11,201	134	PERKIN ELMER CORP POMONA CALIFORNIA DANBURY CONN NORWALK CONN WILTON CONN ROCKVILLE MARYLAND EDEN PRAIRIE MINNESOTA TONOPAH NEVADA	8,507 * 669 5,662 1,704 189 65 156 40
113	SYSTEM PLANNING CORP ARLINGTON VIRGINIA	S 11,248 * 11,248	135	HARSCO CORP YORK PA	8,399 * 8,399
115	U R S BERGER SAN BERNARDINO CALIFORNIA SEATTLE WASHINGTON	10,446 * 5,746 4,700	136	G A TECHNOLOGIES INC SAN DIEGO CALIFORNIA	8,339 * 8,339
117	SOFTTECH INC WALTHAM MASS DAYTON OHIO WRIGHT PATTERS OHIO	S 10,226 * 7,719 497 2,010	137	NICHOLS RESEARCH CORP HUNTSVILLE ALABAMA	S 8,326 * 8,326
118	INTERSTATE ELECTRONICS CORP ANAHEIM CALIFORNIA WARMINSTER PA	10,201 * 10,117 84	138	TRACOR INC SAN DIEGO CALIFORNIA NEW LONDON CONN JACKSONVILLE FLORIDA LEXINGTON PARK MARYLAND ROCKVILLE MARYLAND AUSTIN TEXAS ARLINGTON VIRGINIA	8,263 * 54 400 50 100 576 6,924 159
119	U T L CORP DALLAS TEXAS	S 10,046 * 10,046	139	DYNALECTRON CORP HOLLOMAN AFB NEW MEXICO KIRTLAND AFB NEW MEXICO WRIGHT PATTERS OHIO FORT WORTH TEXAS	8,177 * 5,079 2,730 251 117
120	NORDEN SYSTEMS INC NORWALK CONN HOLLOMAN AFB NEW MEXICO MELVILLE NEW YORK	9,998 * 8,467 200 1,331	140	AMERICAN ELECTRONIC LABS INC LANSDALE PA MONTGOMERYVILL PA	8,020 * 7,860 160
121	GENERAL MOTORS CORP GOLETA CALIFORNIA HOMECROFT INDIANA INDIANAPOLIS INDIANA OAK CREEK WISCONSIN	9,988 * 5,987 47 3,885 69	141	SYSTEMS & APPLIED SCIENCES CORP RIVERDALE MARYLAND HANSCOM AFB MASS LEXINGTON MASS DAYTON OHIO WRIGHT PATTERS OHIO	S 7,996 * 5,354 1,014 141 658 829
123	ITEK CORP SUNNYVALE CALIFORNIA LEXINGTON MASS	9,855 * 1,755 8,100	142	GOULD INC WILLIAMS AFB ARIZONA EL MONTE CALIFORNIA SAN JOSE CALIFORNIA ROLLING MEADOW ILLINOIS GLEN BURNIE MARYLAND CLEVELAND OHIO LANGHORNE PA	7,907 * 1,364 1,073 37 594 2,989 1,190 660
124	INTERMETRICS INC LONG BEACH CALIFORNIA BETHESDA MARYLAND CAMBRIDGE MASS WRIGHT PATTERS OHIO WARMINSTER PA	S 9,678 * 2,385 888 5,347 153 905	143	H R B SINGER INC STATE COLLEGE PA	7,683 * 7,683
125	WILLIAMS INTERNATIONAL CORP WALLED LAKE MICHIGAN	9,669 * 9,669	144	GOODYEAR AEROSPACE CORP LITCHFIELD PAR ARIZONA AKRON OHIO	7,583 * 3,858 3,725
127	ELECTRONIC WARFARE ASSOCIATES MCLEAN VIRGINIA	S 9,511 * 9,511	145	HYCOR INC WOBURN MASS	S 7,500 * 7,500
128	MISSION RESEARCH CORP SAN DIEGO CALIFORNIA SANTA BARBARA CALIFORNIA COLORADO SPRIN COLORADO ALBUQUERQUE NEW MEXICO ALEXANDRIA VIRGINIA	S 9,399 * 1,369 5,543 852 1,792 143			
129	AEROJET ORDNANCE & MFG CO DOWNEY CALIFORNIA JONESBORO TENNESSEE	9,090 * 698 8,392			

- = MINUS AMOUNT (CANCELLATIONS EXCEED NEW AWARDS)
S = SMALL BUSINESS

**Table 2. Net Value of DOD Prime Contract Awards Over \$25,000
for RDT&E to Business Firms: FY 1983
(Continued)**

RANK	NAME OF CONTRACTOR AND LOCATION	THOUSANDS OF DOLLARS	RANK	NAME OF CONTRACTOR AND LOCATION	THOUSANDS OF DOLLARS
146	MAGNAVOX ADVANCED PROD & SYS CO TORRANCE CALIFORNIA	7,436 * 7,436	187	E G & G WASHINGTON ANAL SVC CEN ROCKVILLE MARYLAND ALBUQUERQUE NEW MEXICO	5,574 * 5,067 487
147	ARES INC PORT CLINTON OHIO	S 7,251 * 7,251	168	SCHAFFER W J ASSOCIATES INC CANOGA PARK CALIFORNIA WAKEFIELD MASS ARLINGTON VIRGINIA	S 5,468 * 300 5,068 100
148	COMPTON RESEARCH INC GOLETA CALIFORNIA BUFFALO NEW YORK NORFOLK VIRGINIA	7,231 * 274 721 6,236	169	SYSTEMS CONTROL TECHNOLOGY INC HUNTSVILLE ALABAMA MARTINEZ CALIFORNIA PALO ALTO CALIFORNIA FORT WALTON BE FLORIDA	5,463 * 320 365 4,675 103
150	DYNAMICS RESEARCH CORP WILMINGTON MASS	7,127 * 7,127	171	BETAC CORP BURLINGTON MASS ARLINGTON VIRGINIA	S 5,383 * 507 4,876
151	CUBIC CORP SAN DIEGO CALIFORNIA	6,999 * 6,999	172	ARGO SYSTEMS INC LOS ANGELES CALIFORNIA PALO ALTO CALIFORNIA SUNNYVALE CALIFORNIA	S 5,376 * 175 2,214 2,987
152	TECHNOLOGY SERVICE CORP SANTA MONICA CALIFORNIA TRUMBULL CONN SILVER SPRING MARYLAND	S 6,944 * 6,087 169 888	173	TELEDYNE INC HOLLISTER CALIFORNIA NORTHRIDGE CALIFORNIA SAN DIEGO CALIFORNIA TIMONIUM MARYLAND WALTHAM MASS GARLAND TEXAS	5,367 * 51 2,605 260 1,970 81 400
153	QUEST RESEARCH CORP DAYTON OHIO MCLEAN VIRGINIA WARRENTON VIRGINIA	S 6,865 * 1,433 4,832 600	174	COMMAND CONTROL & COMMUNICATION TORRANCE CALIFORNIA	S 5,364 * 5,364
155	SUMMA CORP CULVER CITY CALIFORNIA	6,668 * 6,668	175	STEARNS ROGER INC VANDENBERG AFB CALIFORNIA	5,313 * 5,313
157	VARIAN ASSOCIATES PALO ALTO CALIFORNIA SANTA CLARA CALIFORNIA BEVERLY MASS GLOUCESTER MASS	6,354 * 3,322 985 458 1,589	176	O R I INC SILVER SPRING MARYLAND	5,312 * 5,312
158	DIKEWOOD INDUSTRIES INC ALBUQUERQUE NEW MEXICO	S 6,284 * 6,284	178	ARINC RESEARCH CORP SAN DIEGO CALIFORNIA SANTA ANA CALIFORNIA ANNAPOLIS MARYLAND	5,175 * 1,024 3,245 906
159	CUMMINS ENGINE CO INC COLUMBUS INDIANA	6,126 * 6,126	179	P D A ENGINEERING INC SANTA ANA CALIFORNIA	S 5,158 * 5,158
160	GENTEX CORP CARBONDALE PA	6,079 * 6,079	180	MANTECH INTERNATIONAL CORP HUNTSVILLE ALABAMA FORT HUACHUCA ARIZONA LAWDALE CALIFORNIA KUNIA HAWAII ANNAPOLIS MARYLAND ROCKVILLE MARYLAND LIVINGSTON NEW JERSEY ARLINGTON VIRGINIA	5,142 * 492 145 1,206 860 155 2,035 185 64
161	B D M SERVICES CO FORT KNOX KENTUCKY NEW SHREWSBURY NEW JERSEY SHREWSBURY NEW JERSEY KIRTLAND AFB NEW MEXICO WHITE SANDS MS NEW MEXICO	6,032 * 710 3,577 210 1,361 174	181	ANALYTICS INC NEW SHREWSBURY NEW JERSEY TINTON FALLS NEW JERSEY DAYTON OHIO WILLOW GROVE PA MCLEAN VIRGINIA	S 5,120 * 81 711 38 3,751 839
162	HUGHES HELICOPTERS INC CULVER CITY CALIFORNIA	5,940 * 5,940	182	SANTA BARBARA RESEARCH CENTER GOLETA CALIFORNIA	5,076 * 5,076
163	LINKABIT CORP SAN DIEGO CALIFORNIA MCLEAN VIRGINIA	5,806 * 5,382 424	183	GILBERT ASSOCIATES READING PA	5,000 * 5,000
164	SYSTEMS SCIENCE & SOFTWARE LA JOLLA CALIFORNIA SAN DIEGO CALIFORNIA	S 5,783 * 2,932 2,851			
165	SANDERS INTERNATIONAL TEL & TEL JV NUTLEY NEW JERSEY	5,752 * 5,752			
166	ALLIED CORP WESTLAKE VILLA CALIFORNIA MORRISTOWN NEW JERSEY MOUNT BETHEL NEW JERSEY	5,713 * 5,379 196 138			

- = MINUS AMOUNT (CANCELLATIONS EXCEED NEW AWARDS)
S = SMALL BUSINESS

**Table 2. Net Value of DOD Prime Contract Awards Over \$25,000
for RDT&E to Business Firms: FY 1983
(Continued)**

RANK	NAME OF CONTRACTOR AND LOCATION		THOUSANDS OF DOLLARS	RANK	NAME OF CONTRACTOR AND LOCATION		THOUSANDS OF DOLLARS
184	SPARTA INC		S 4,934 *	209	BALL CORP		4,072 *
	HUNTSVILLE	ALABAMA	3,974		BOULDER	COLORADO	4,072
	LA JOLLA	CALIFORNIA	250	210	G A G CORP		S 3,953 *
	LAGUNA HILLS	CALIFORNIA	350		EL SEGUNDO	CALIFORNIA	3,537
	LEXINGTON	MASS	188		GREENBELT	MARYLAND	416
	MCLEAN	VIRGINIA	172	212	PIASECKI AIRCRAFT CORP		S 3,936 *
185	MARQUARDT CO		4,922 *		PHILADELPHIA	PA	1,616
	VAN NUYS	CALIFORNIA	4,922		SHARON HILL	PA	2,318
186	EAGLE TECHNOLOGY INC		S 4,853 *	215	ENVIRO CONTROL INC		3,637 *
	FULLERTON	CALIFORNIA	4,122		ROCKVILLE	MARYLAND	3,637
	ORLANDO	FLORIDA	310	216	XEROX ELECTRO OPTICAL SYSTEMS INC		3,607 *
	ARLINGTON	VIRGINIA	421		PASADENA	CALIFORNIA	3,607
189	XEROX CORP		4,808 *	217	UNIVERSAL ENERGY SYSTEMS INC		S 3,789 *
	PALO ALTO	CALIFORNIA	374		DAYTON	OHIO	2,922
	PASADENA	CALIFORNIA	4,135		WRIGHT PATTERS	OHIO	867
	WEBSTER	NEW YORK	51	218	UNITED SPACE BOOSTERS INC		3,712 *
	ARLINGTON	VIRGINIA	248		VANDENBERG AFB	CALIFORNIA	3,712
190	TRIAD MICROSYSTEMS INC		S 4,806 *	219	PACIFIC SIERRA RESEARCH CORP		S 3,710 *
	HUNTSVILLE	ALABAMA	1,857		LOS ANGELES	CALIFORNIA	245
	SANTA ANA	CALIFORNIA	2,949		SANTA MONICA	CALIFORNIA	3,252
191	ACUREX CORP		4,792 *		ARLINGTON	VIRGINIA	213
	MOUNTAIN VIEW	CALIFORNIA	4,792	220	FOSTER MILLER ASSOCIATES INC		S 3,706 *
192	E S & G INC		4,774 *		WALTHAM	MASS	3,706
	SUNNYVALE	CALIFORNIA	46	221	METRIC SYSTEMS CORP		S 3,703 *
	ROCKVILLE	MARYLAND	4,418		FORT WALTON BE	FLORIDA	3,703
	WAREHAM	MASS	196	222	EDO CORP		3,682 *
	ALBUQUERQUE	NEW MEXICO	114		COLLEGE POINT	NEW YORK	3,682
193	ANALYTICAL SYSTEMS ENGR CORP		S 4,769 *	223	KOLLMORGEN CORP		3,647 *
	BURLINGTON	MASS	4,769		NORTHAMPTON	MASS	3,647
194	LOS ALAMOS TECHNICAL ASSOCIATES		S 4,642 *	224	ENSCO INC		S 3,626 *
	LOS ALAMOS	NEW MEXICO	4,642		INDIAN HARBOUR	FLORIDA	2,015
195	E S D CORP		4,631 *		NORFOLK	VIRGINIA	25
	SAN JOSE	CALIFORNIA	2,873		SPRINGFIELD	VIRGINIA	1,588
	SANTA CLARA	CALIFORNIA	1,758	225	SUPPORT SYSTEMS ASSOCIATES INC		S 3,611 *
196	ERTEC WESTERN INC		S 4,600 *		HANSCOM AFB	MASS	870
	LONG BEACH	CALIFORNIA	4,600		DAYTON	OHIO	223
200	S CUBED		S 4,415 *		WRIGHT PATTERS	OHIO	2,518
	LA JOLLA	CALIFORNIA	3,015	226	V S E CORP		3,611 *
	SAN DIEGO	CALIFORNIA	728		OXNARD	CALIFORNIA	3,033
	ALBUQUERQUE	NEW MEXICO	597		SAN DIEGO	CALIFORNIA	49
	RESTON	VIRGINIA	75		ALEXANDRIA	VIRGINIA	529
201	BALL BROS RESEARCH CORP		4,389 *	227	APPLIED RESEARCH INC		S 3,608 *
	BOULDER	COLORADO	4,389		HUNTSVILLE	ALABAMA	2,593
205	TECHNOLOGY DEVELOPMENT CORP CALIF		S 4,275 *		LOS ANGELES	CALIFORNIA	710
	ARLINGTON	TEXAS	4,275		PLAINVIEW	NEW YORK	305
206	INCO INC		S 1,270 *	228	PAR TECHNOLOGY CORP		S 3,571 *
	COLORADO SPRIN	COLORADO	2,578		INGLEWOOD	CALIFORNIA	488
	DAYTON	OHIO	32		COLORADO SPRIN	COLORADO	400
	WRIGHT PATTERS	OHIO	180		NEW CITY	NEW YORK	95
	MCLEAN	VIRGINIA	1,480		NEW HARTFORD	NEW YORK	2,540
207	ANALYSIS & COMPUTER SYSTEMS INC		S 4,201 *		WARMINSTER	PA	48
	BEDFORD	MASS	4,201	229	PATTERN ANALYSIS & RECOGNITION CO		S 3,561 *
208	B D M MANAGEMENT SERVICE CO		4,122 *		ROME	NEW YORK	3,561
	KIRTLAND AFB	NEW MEXICO	4,122				

- = MINUS AMOUNT (CANCELLATIONS EXCEED NEW AWARDS)
S = SMALL BUSINESS

**Table 2. Net Value of DOD Prime Contract Awards Over \$25,000
for RDT&E to Business Firms: FY 1983
(Continued)**

RANK	NAME OF CONTRACTOR AND LOCATION	THOUSANDS OF DOLLARS	RANK	NAME OF CONTRACTOR AND LOCATION	THOUSANDS OF DOLLARS
230	INSTRUMENTATION TECHNICAL ENGINEER S BELTSVILLE MARYLAND	3,540 * 3,540	256	CINCINNATI ELECTRONICS CORP CINCINNATI OHIO	3,041 * 3,041
231	SYNOPTIC SYSTEMS CORP S FALLS CHURCH VIRGINIA	3,525 * 3,525	257	DYNETICS INC S HUNTSVILLE ALABAMA FORT WALTON BE FLORIDA	3,034 * 2,156 878
232	BRUNSWICK CORP COSTA MESA CALIFORNIA DE LAND FLORIDA LINCOLN NEBRASKA WILLARD OHIO MARION VIRGINIA	3,518 * 1,404 1,207 323 272 312	258	NEW TECHNOLOGY INC S HUNTSVILLE ALABAMA	3,027 * 3,027
235	DOW CORNING CORP MIDLAND MICHIGAN	3,471 * 3,471	259	C T E C S FALLS CHURCH VIRGINIA MCLEAN VIRGINIA	3,008 * 70 2,938
236	FIGGIE INTERNATIONAL INC SIERRA MADRE CALIFORNIA HUNTINGTON STA NEW YORK	3,412 * 185 3,227	262	SYSTEMS EXPLORATION INC S MONTEREY CALIFORNIA SAN DIEGO CALIFORNIA	2,943 * 35 2,908
238	DAYRON CORP S ORLANDO FLORIDA	3,376 * 3,376	263	SYNECTICS CORP S FAIRFAX VIRGINIA	2,923 * 2,923
239	HORIZONS TECHNOLOGY INC S SAN DIEGO CALIFORNIA MCLEAN VIRGINIA	3,370 * 3,222 148	265	CALCULON CORP S MIDDLETOWN NEW JERSEY SHREWSBURY NEW JERSEY TINTON FALLS NEW JERSEY PHILADELPHIA PA	2,899 * 1,839 450 25 585
240	SEMCOR INC S FARMINGDALE NEW JERSEY MOORESTOWN NEW JERSEY NEPTUNE NEW JERSEY WALL NEW JERSEY WARMINSTER PA	3,369 * 700 2,205 45 289 130	266	XONTECH INC S LOS ANGELES CALIFORNIA VAN NUYS CALIFORNIA	2,886 * 1,791 1,095
241	SPACE DATA CORP S TEMPE ARIZONA	3,362 * 3,362	268	WESTERN RESEARCH CORP S SAN DIEGO CALIFORNIA	2,825 * 2,825
243	DIGITAL EQUIPMENT CORP GERMANTOWN MARYLAND HUDSON NH WARRENTON VIRGINIA	3,329 * 95 3,184 50	269	WEIDLINGER ASSOCIATES CONSULT ENGR S MENLO PARK CALIFORNIA NEW YORK NEW YORK	2,804 * 255 2,549
245	CONTINENTAL ELECT MFG CO A TEX COR S DALLAS TEXAS	3,286 * 3,286	270	GENERAL INSTRUMENT CORP HICKSVILLE NEW YORK	2,763 * 2,763
247	ASSURANCE TECHNOLOGY CORP S CARLISLE MASS	3,284 * 3,284	271	SCOPE ELECTRONICS INC RESTON VIRGINIA	2,719 * 2,719
248	CALIFORNIA RESEARCH & TECHNOLOGY S CHATSWORTH CALIFORNIA WOODLAND HILLS CALIFORNIA	3,257 * 70 3,187	274	ANALYTYX ELECTRONICS SYSTEMS INC S HUDSON NH NASHUA NH	2,689 * 1,405 1,284
249	PERCEPTRONICS INC S WOODLAND HILLS CALIFORNIA	3,220 * 3,220	277	SARGENT FLETCHER CO EL MONTE CALIFORNIA	2,671 * 2,671
251	TITAN SYSTEMS INC S LA JOLLA CALIFORNIA SAN DIEGO CALIFORNIA COLORADO SPRIN COLORADO BOSTON MASS MCLEAN VIRGINIA	3,150 * 1,343 138 98 59 1,507	278	ADVANCED INFORMATION & DECN SYS S LOS ALTOS CALIFORNIA MOUNTAIN VIEW CALIFORNIA	2,641 * 110 2,531
253	A M GENERAL CORP DETROIT MICHIGAN WAYNE MICHIGAN	3,079 * 168 2,911	280	D B A SYSTEMS INC S MELBOURNE FLORIDA	2,603 * 2,603
255	ANALYSIS & TECHNOLOGY INC STONINGTON CONN ARLINGTON VIRGINIA VIRGINIA BEACH VIRGINIA	3,044 * 2,630 281 133	281	VERAC INC S SAN DIEGO CALIFORNIA ALBUQUERQUE NEW MEXICO	2,578 * 1,838 740
			283	PLANNING SYSTEMS INC S MCLEAN VIRGINIA	2,565 * 2,565
			284	ADVANCED TECHNOLOGY INC FORT RILEY KANSAS ARLINGTON VIRGINIA MCLEAN VIRGINIA	2,537 * 63 253 2,221

- * MINUS AMOUNT (CANCELLATIONS EXCEED NEW AWARDS)
S * SMALL BUSINESS

**Table 2. Net Value of DOD Prime Contract Awards Over \$25,000
for RDT&E to Business Firms: FY 1983
(Continued)**

RANK	NAME OF CONTRACTOR AND LOCATION	THOUSANDS OF DOLLARS	RANK	NAME OF CONTRACTOR AND LOCATION	THOUSANDS OF DOLLARS
285	ROHM & HAAS CO HUNTSVILLE ALABAMA SPRING HOUSE PA	2,533 * 273 2,260	319	MARK RESOURCES INC MARINA DEL REY CALIFORNIA SANTA MONICA CALIFORNIA	S 2,075 * 496 1,579
286	FLIGHT SYSTEMS INC CHINA LAKE CALIFORNIA NEWPORT BEACH CALIFORNIA HOLLOMAN AFB NEW MEXICO WHITE SANDS MS NEW MEXICO	2,530 * 117 1,126 42 1,245	320	HENNINGSTON DURHAM RICHARDSON SANTA BARBARA CALIFORNIA	2,051 * 2,051
289	TECHDYN SYSTEMS CORP RED BANK NEW JERSEY ALEXANDRIA VIRGINIA	S 2,518 * 1,814 704	321	MCMULLEN JOHN J ASSOCIATES INC ARLINGTON VIRGINIA	2,050 * 2,050
291	I T T GILFILLAN INC VAN NUYS CALIFORNIA	2,469 * 2,469	322	SPECIAL METALS CORP NEW HARTFORD NEW YORK	2,048 * 2,048
292	COMPUTER CORP OF AMERICA CAMBRIDGE MASS	S 2,431 * 2,431	324	ADVANCED RESEARCH & APPL CORP SUNNYVALE CALIFORNIA	S 1,998 * 1,998
294	WASHINGTON PATROL SERVICE INC T T PAC IS	S 2,405 * 2,405	325	OPTI METRICS INC ANN ARBOR MICHIGAN WHITE SANDS MS NEW MEXICO	S 1,950 * 622 1,328
295	KETRON INC PHILADELPHIA PA WAYNE PA ARLINGTON VIRGINIA	S 2,403 * 100 625 1,678	327	VECTOR RESEARCH INC BETHESDA MARYLAND ANN ARBOR MICHIGAN	S 1,930 * 337 1,593
297	SACHS FREEMAN ASSOCIATES INC WASHINGTON DC BLADENSBURG MARYLAND BOWIE MARYLAND	S 2,369 * 161 129 2,079	328	SYSCON CORP TUCSON ARIZONA SAN DIEGO CALIFORNIA ALBUQUERQUE NEW MEXICO	1,886 * 230 544 1,112
302	LITTON INDUSTRIES INC TEMPE ARIZONA SAN CARLOS CALIFORNIA COLLEGE PARK MARYLAND WILLIAMSPORT PA	2,278 * 1,221 171 771 115	329	PACER SYSTEMS INC BURLINGTON MASS FORT WASHINGTON PA ARLINGTON VIRGINIA	S 1,882 * 303 1,414 165
303	STORAGE TECHNOLOGY CORP LOUISVILLE COLORADO	2,235 * 2,235	331	MAC AULAY BROWN INC DAYTON OHIO FAIRBORN OHIO	S 1,871 * 88 1,783
304	T C O M CORP COLUMBIA MARYLAND	2,235 * 2,235	333	MATHEMATICAL SCIENCE BELLEVUE NORTHWEST INC WASHINGTON	1,866 * 1,866
306	I R T CORP SAN DIEGO CALIFORNIA	S 2,209 * 2,209	334	SPACE COMMUNICATIONS CO GAITHERSBURG MARYLAND	1,857 * 1,857
307	AUTOMATED SCIENCES GROUP INC MANHATTAN BEACH CALIFORNIA SILVER SPRING MARYLAND	S 2,164 * 200 1,964	337	ANACAPA SCIENCES INC DOTHAN ALABAMA SANTA BARBARA CALIFORNIA	S 1,846 * 1,327 519
308	TELEDYNE GEOTECH GARLAND TEXAS ALEXANDRIA VIRGINIA ARLINGTON VIRGINIA	2,160 * 340 75 1,745	338	GEO CENTERS INC SUITLAND MARYLAND NEEDHAM HEIGHT MASS NEWTON UPPER F MASS DOVER NEW JERSEY	S 1,845 * 30 235 1,528 52
314	SPECTRA RESEARCH SYSTEMS INC HUNTSVILLE ALABAMA IRVINE CALIFORNIA NEWPORT BEACH CALIFORNIA	S 2,127 * 1,590 87 450	339	T V I ENERGY CORP BELTSVILLE MARYLAND KENSINGTON MARYLAND	S 1,837 * 164 1,673
315	VITRONICS INC FORT MONMOUTH NEW JERSEY	S 2,121 * 2,121	340	EFFECTS TECHNOLOGY INC SANTA BARBARA CALIFORNIA	1,831 * 1,831
317	I L C DOVER FREDERICA DELAWARE	2,088 * 2,088	341	VEDA INC POINT MUGU CALIFORNIA DAYTON OHIO SOUTHAMPTON PA ARLINGTON VIRGINIA	S 1,818 * 112 618 292 796
318	RAYTHEON SERVICE CO BEDFORD MASS WRIGHT PATTERS OHIO ARLINGTON VIRGINIA	2,084 * 1,644 410 30	342	FAIRCHILD CAMERA & INSTRUMENT CORP PALO ALTO CALIFORNIA SYOSSET NEW YORK	1,816 * 110 1,706

- * MINUS AMOUNT (CANCELLATIONS EXCEED NEW AWARDS)
S * SMALL BUSINESS

**Table 2. Net Value of DOD Prime Contract Awards Over \$25,000
for RDT&E to Business Firms: FY 1983
(Continued)**

RANK	NAME OF CONTRACTOR AND LOCATION	THOUSANDS OF DOLLARS	RANK	NAME OF CONTRACTOR AND LOCATION	THOUSANDS OF DOLLARS
344	LOCKHEED ELECTRONICS CO INC ORLANDO FLORIDA DENVER NEW JERSEY PLAINFIELD NEW JERSEY	1,811 * 450 553 808	368	OCEAN DATA SYSTEMS INC ROCKVILLE MARYLAND	\$ 1,532 * 1,532
345	TELEDYNE CONTROLS LOS ANGELES CALIFORNIA	1,800 * 1,800	369	AERONAUTICAL RESEARCH ASSOCIATES PRINCETON NEW JERSEY	\$ 1,631 * 1,531
347	PHYSICAL SCIENCES CORP ANDOVER MASS WAKEFIELD MASS WOBURN MASS	\$ 1,775 * 324 59 1,392	371	DEFENSE SYSTEMS INC ARLINGTON VIRGINIA MCLEAN VIRGINIA	\$ 1,525 * 276 1,249
348	FREQUENCY ELECTRONICS INC HYDE PARK NEW YORK MITCHELL AFB NEW YORK MITCHELLSVILLE NEW YORK NEW HYDE PARK NEW YORK	\$ 1,769 * 1,350 140 89 190	372	APPLIED TECHNOLOGY ASSOCIATES INC SUNNYVALE CALIFORNIA ALBUQUERQUE NEW MEXICO KIRTLAND AFB NEW MEXICO	\$ 1,524 * 159 80 1,285
350	AMERICAN AIRLINES INC FORT WORTH TEXAS	1,705 * 1,705	373	TEKTRONIX INC BEAVERTON OREGON	1,510 * 1,510
351	GEODYNAMICS CORP SANT BARBARA CALIFORNIA	\$ 1,703 * 1,703	374	IRVINE SENSORS CORP COSTA MESA CALIFORNIA	\$ 1,500 * 1,500
354	AERODYNE RESEARCH INC BEDFORD MASS BILLERICA MASS	\$ 1,683 * 537 1,146	375	ATLANTIC ANALYSIS CORP NORFOLK VIRGINIA	\$ 1,478 * 1,478
355	UNIVOX CALIFORNIA CO FAIRFAX VIRGINIA	\$ 1,678 * 1,678	376	OPTIC ELECTRONIC CORP DALLAS TEXAS	1,478 * 1,478
356	SUMMIT RESEARCH CORP GAITHERSBURG MARYLAND	\$ 1,675 * 1,675	377	KERNCO DANVERS MASS	\$ 1,469 * 1,469
358	ALTUS CORP SAN JOSE CALIFORNIA	\$ 1,657 * 1,657	379	FIBER MATERIALS INC BIDDEFORD MAINE	\$ 1,464 * 1,464
359	ARETE ASSOCIATES INC ENCINO CALIFORNIA SANTA MONICA CALIFORNIA	\$ 1,656 * 1,600 56	380	ELECTRONIC ASSOCIATES INC WARREN MICHIGAN WEST LONG BRAN NEW JERSEY	\$ 1,459 * 123 1,336
360	RAIL CO INC ARLINGTON VIRGINIA	\$ 1,649 * 1,649	382	SYSTEMS PLANNING & ANALYSIS INC ARLINGTON VIRGINIA FALLS CHURCH VIRGINIA	\$ 1,457 * 72 1,385
361	ENERGY RESEARCH CORP BETHEL CONN DANBURY CONN	1,635 * 1,067 568	383	APPLIED SCIENCE ASSOCIATES INC APEX NCAR VALENCIA PA EL PASO TEXAS FORT BLISS TEXAS	\$ 1,450 * 40 1,273 87 50
362	TELEPHONICS CORP HUNTINGTON NEW YORK	1,613 * 1,613	384	HAYES INTERNATIONAL CORP BIRMINGHAM ALABAMA LEEDS ALABAMA	1,450 * 860 590
363	REL INC BOYNTON BEACH FLORIDA	\$ 1,597 * 1,597	385	OCEAN TECHNOLOGY INC BURBANK CALIFORNIA	1,449 * 1,449
364	CACI INC FEDERAL WASHINGTON DC MECHANICSBURG PA ARLINGTON VIRGINIA	1,565 * 67 88 1,410	386	ANAMET LABORATORIES INC SAN CARLOS CALIFORNIA KIRTLAND AFB NEW MEXICO WRIGHT PATTERS OHIO	\$ 1,447 * 31 270 1,146
365	ANALYTIC DECISIONS INC ARLINGTON VIRGINIA	\$ 1,555 * 1,555	387	GENERAL ATRONICS CORP PHILADELPHIA PA	1,433 * 1,433
366	ROME RESEARCH CORP GRIFFISS AFB NEW YORK NEW HARTFORD NEW YORK ROME NEW YORK	\$ 1,543 * 50 1,244 249	388	CONTEL INFORMATION SYSTEMS INC BETHESDA MARYLAND FAIRFAX VIRGINIA VIENNA VIRGINIA	1,421 * 711 586 124
367	INTERNATIONAL LASER SYSTEMS INC ORLANDO FLORIDA KIRTLAND AFB NEW MEXICO	1,533 * 533 1,000	389	SCIENCE & ENGINEERING ASSOCIATES DENVER COLORADO ALBUQUERQUE NEW MEXICO MCLEAN VIRGINIA SEATTLE WASHINGTON	\$ 1,410 * 50 489 273 598

- * MINUS AMOUNT (CANCELLATIONS EXCEED NEW AWARDS)
S * SMALL BUSINESS

**Table 2. Net Value of DOD Prime Contract Awards Over \$25,000
for RDT&E to Business Firms: FY 1983
(Continued)**

RANK	NAME OF CONTRACTOR AND LOCATION	THOUSANDS OF DOLLARS	RANK	NAME OF CONTRACTOR AND LOCATION	THOUSANDS OF DOLLARS
390	B K DYNAMICS INC SAN DIEGO CALIFORNIA ROCKVILLE MARYLAND	S 1,404 * 197 1,207	413	DENELCOR INC DENVER COLORADO	S 1,264 * 1,264
391	UNIVERSAL TECHNOLOGY CORP DAYTON OHIO WRIGHT PATTERS OHIO SEATTLE WASHINGTON	S 1,397 * 1,087 262 48	416	AMPEX CORP REDWOOD CITY CALIFORNIA	1,255 * 1,255
392	TETRA TECH INC PASADENA CALIFORNIA SAN DIEGO CALIFORNIA WASHINGTON DC ARLINGTON VIRGINIA	1,395 * 402 640 143 210	417	NIELSEN ENGINEERING & RESEARCH CO MOUNTAIN VIEW CALIFORNIA	S 1,254 * 1,254
393	FAIRCHILD SPACE & ELECTRONICS CO GALESVILLE MARYLAND GERMANTOWN MARYLAND	1,391 * 141 1,250	419	YOUNG ARTHUR & CO WASHINGTON DC	1,242 * 1,242
394	DELEX SYSTEMS INC VIENNA VIRGINIA	S 1,374 * 1,374	420	FAIRCHILD WESTON SYSTEMS INC SARASOTA FLORIDA SYOSSET NEW YORK	1,239 * 340 699
395	MEASUREMENT CONCEPT CORP ROME NEW YORK	S 1,372 * 1,372	421	T S C CORP MARION MASS	S 1,233 * 1,233
396	TECHNOLOGY INC DAYTON OHIO BROOKS AFB TEXAS SAN ANTONIO TEXAS	S 1,361 * 322 945 94	422	NORTHWESTERN MOTOR CO EAU CLAIRE WISCONSIN	1,207 * 1,207
397	MICROWAVE ASSOCIATES INC BURLINGTON MASS	1,360 * 1,360	423	RESDEL ENGINEERING CORP ARCADIA CALIFORNIA	S 1,204 * 1,204
398	BEDFORD RESEARCH ASSOCIATES INC HANSCOM AFB MASS	S 1,348 * 1,348	425	COLONEY WAYNE H CO INC TALLAHASSEE FLORIDA	S 1,199 * 1,199
399	SPACE VECTOR CORP NORTHRIDGE CALIFORNIA	1,334 * 1,334	426	PATEL ENTERPRISES INC HUNTSVILLE ALABAMA	S 1,199 * 1,199
400	STENCEL AERO ENGINEERING CORP ARDEN NCAR ASHEVILLE NCAR	1,332 * 304 1,028	427	HUMAN FACTORS RESEARCH INC GOLETA CALIFORNIA	S 1,195 * 1,195
402	JATKINS JOHNSON CO SAN JOSE CALIFORNIA	1,326 * 1,326	428	MARINETTE MARINE CORP MARINETTE WISCONSIN	S 1,194 * 1,194
403	BATTELLE COLUMBUS LABORATORIES COLUMBUS OHIO	1,324 * 1,324	429	PHYSICAL DYNAMICS INC LA JOLLA CALIFORNIA BELLEVUE WASHINGTON	S 1,190 * 681 509
404	SPARTON CORP JACKSON MICHIGAN	1,323 * 1,323	430	PROSPECTIVE DECISION MODELS INC BEACHWOOD OHIO	S 1,187 * 1,187
406	PHOTON RESEARCH ASSOCIATES LA JOLLA CALIFORNIA	S 1,307 * 1,307	432	RADIAN CORP AUSTIN TEXAS	1,185 * 1,185
408	OPTICAL SCIENCES CO PLACENTIA CALIFORNIA	S 1,302 * 1,302	434	BAIRD CORP BEDFORD MASS	S 1,178 * 1,178
409	G T E AUTOMATIC ELECTRIC INC PHOENIX ARIZONA	1,300 * 1,300	435	CANYON RESEARCH GROUP INC WESTLAKE VILLA CALIFORNIA	S 1,178 * 1,178
410	PRESEARCH INC ARLINGTON VIRGINIA	S 1,288 * 1,288	436	POLARIS INC ARLINGTON VIRGINIA	S 1,178 * 1,178
411	DELTA RESEARCH INC HUNTSVILLE ALABAMA	S 1,286 * 1,286	437	POLAR RESEARCH LABORATORY INC SANTA BARBARA CALIFORNIA	S 1,177 * 1,177
412	MCLEAN RESEARCH CENTER INC MCLEAN VIRGINIA	S 1,286 * 1,286	438	PACCAR INC RENTON WASHINGTON	1,173 * 1,173
			439	SCIENCE & TECHNOLOGY INC HUNTSVILLE ALABAMA ARLINGTON VIRGINIA HAMPTON VIRGINIA	S 1,173 * 463 265 445
			440	M & S COMPUTING INC HUNTSVILLE ALABAMA	1,172 * 1,172

- * MINUS AMOUNT (CANCELLATIONS EXCEED NEW AWARDS)
S * SMALL BUSINESS

**Table 2. Net Value of DOD Prime Contract Awards Over \$25,000
for RDT&E to Business Firms: FY 1983
(Continued)**

RANK	NAME OF CONTRACTOR AND LOCATION	THOUSANDS OF DOLLARS	RANK	NAME OF CONTRACTOR AND LOCATION	THOUSANDS OF DOLLARS
442	SYSTRON DONNER CORP CONCORD CALIFORNIA VAN NUYS CALIFORNIA	1,164 * 231 933	468	M A N TRUCK & BUS CORP CHARLOTTE NCAR	1,037 * 1,037
443	SIGNATRON INC LEXINGTON MASS	S 1,152 * 1,152	470	WESTEC SERVICES INC SAN DIEGO CALIFORNIA	S 1,021 * 1,021
444	G T E LABORATORIES INC WALTHAM MASS	1,150 * 1,150	471	CERADYNE INC SANTA ANA CALIFORNIA	S 1,018 * 1,018
445	VISIDYNE INC BURLINGTON MASS	S 1,149 * 1,149	472	WAGNER DANIEL H ASSOCIATES INC PAOLI PA	S 1,015 * 1,015
447	CONSOLIDATED ANALYSIS CENTER INC ARLINGTON VIRGINIA	1,125 * 1,125	473	TOYON RESEARCH CORP GOLETA CALIFORNIA NEWPORT BEACH CALIFORNIA SANTA BARBARA CALIFORNIA	S 1,011 * 506 398 107
449	G A F CORP WAYNE NEW JERSEY NEW YORK NEW YORK	1,118 * 1,082 36	474	SYSTEMS RESEARCH & APPL CORP ARLINGTON VIRGINIA	S 1,010 * 1,010
450	TELEDYNE CONTINENTAL MOTORS MUSKEGON MICHIGAN	1,117 * 1,117	477	ORLANDO TECHNOLOGY INC SHALIMAR FLORIDA	S 1,000 * 1,000
451	SYSTEMS ARCHITECTS INC RANDOLPH MASS WRIGHT PATTERS OHIO	S 1,115 * 463 652	478	I M R SYSTEMS CORP FORT LEAVENWOR KANSAS	S 997 * 997
452	APTEH COLORADO SPRIN COLORADO	S 1,113 * 1,113	479	SPECTRON DEVELOPMENT LABORATORIES COSTA MESA CALIFORNIA	S 988 * 988
453	MEDLEY TOOL & MODEL CO INC PHILADELPHIA PA	S 1,101 * 1,101	480	BERKELEY RESEARCH ASSOC BERKELEY CALIFORNIA	S 982 * 982
454	ROLM CORP SAN JOSE CALIFORNIA	1,100 * 1,100	481	INTERCON SYSTEMS CORP LINTHICUM HGHT MARYLAND FORT BLISS TEXAS	S 980 * 889 91
455	PHYSICAL RESEARCH INC HUNTSVILLE ALABAMA PALOS VERDES E CALIFORNIA	S 1,092 * 333 759	482	INTEGRATED SYSTEMS ANALYSTS INC ARLINGTON VIRGINIA	S 964 * 964
458	APPLICATIONS RESEARCH CORP DAYTON OHIO WRIGHT PATTERS OHIO	S 1,084 * 958 126	483	TECHNITROL INC PHILADELPHIA PA	S 960 * 960
459	LIFE SUPPORT SYSTEMS INC MOUNTAIN VIEW CALIFORNIA	S 1,084 * 1,084	484	BELL HELICOPTER INTERNATIONAL INC FORT WORTH TEXAS	959 * 959
460	DECISIONS & DESIGNS INC MCLEAN VIRGINIA	S 1,066 * 1,066	485	A M A F INDUSTRIES INC COLUMBIA MARYLAND	S 958 * 958
461	HYCOM INC IRVINE CALIFORNIA	S 1,063 * 1,063	486	SIGNAL SCIENCE INC SANTA CLARA CALIFORNIA HANOVER MARYLAND	S 958 * 711 247
462	APPLIED RESEARCH ASSOCIATES ALBUQUERQUE NEW MEX:CO SOUTH ROYALTON VERMONT	S 1,058 * 361 177	487	ARMAMENT SYSTEMS INC ANAHEIM CALIFORNIA FORT WALTON BE FLORIDA ABERDEEN PROV MARYLAND	S 952 * 190 469 293
463	NUCLEAR METALS INC CONCORD MASS	S 1,055 * 1,055	489	KESTREL INSTITUTE LOS ALTOS HILL CALIFORNIA PALO ALTO CALIFORNIA	S 952 * 252 700
464	I T T CONTINENTAL BAKING CO PATERSON NEW JERSEY	1,053 * 1,053	490	NEWPORT NEWS SHIPBLD & DRY DOCK CO NEWPORT NEWS VIRGINIA	951 * 951
465	M K ASSOCIATES INC HUNTSVILLE ALABAMA	S 1,052 * 1,052	491	SIERRA GEOPHYSICS INC ARCADIA CALIFORNIA REDMOND WASHINGTON	S 945 * 100 645
467	ROSENBAUM HAROLD ASSOCIATES INC BOSTON MASS BURLINGTON MASS LEXINGTON MASS	S 1,040 * 60 523 457	492	CHRYSLER CORP HUNTSVILLE ALABAMA	942 * 942

- = MINUS AMOUNT (CANCELLATIONS EXCEED NEW AWARDS)
S = SMALL BUSINESS

Table 2. Net Value of DOD Prime Contract Awards Over \$25,000
for RDT&E to Business Firms: FY 1983
(Concluded)

RANK	NAME OF CONTRACTOR AND LOCATION	THOUSANDS OF DOLLARS	RANK	NAME OF CONTRACTOR AND LOCATION	THOUSANDS OF DOLLARS
494	CORVUS SYSTEMS INC MCLEAN VIRGINIA VIENNA VIRGINIA	S 936 * 126 810			
496	INFORMATION SYSTEMS NETWORKS CORP CHEVY CHASE MARYLAND SAN ANTONIO TEXAS	S 927 * 597 330			
497	RIKER LABORATORIES INC NORTHRIDGE CALIFORNIA	910 * 910			
500	ASSOCIATE CONSULTANTS INC WASHINGTON DC	S 900 * 900			
		14,297,094			

- = MINUS AMOUNT (CANCELLATIONS EXCEED NEW AWARDS)
S = SMALL BUSINESS

Table 3. Net Value of DOD Prime Contract Awards Over \$25,000 for RDT&E to Educational and Nonprofit Institutions: FY 1983

RANK	NAME OF CONTRACTOR AND LOCATION	THOUSANDS OF DOLLARS	RANK	NAME OF CONTRACTOR AND LOCATION	THOUSANDS OF DOLLARS
14	AEROSPACE CORP EL SEGUNDO CALIFORNIA	260,474 * 260,474		BATTELLE MEMORIAL INSTITUTE	
15	MASSACHUSETTS INSTITUTE TECHNOLOGY CAMBRIDGE MASS LEXINGTON MASS	247,845 * 50,107 197,738		ENGLEWOOD COLORADO	97
17	JOHNS HOPKINS UNIVERSITY BALTIMORE MARYLAND LAUREL MARYLAND	226,703 * 1,991 224,712		FORT COLLINS COLORADO	70
20	MITRE CORP PASO ROBLES CALIFORNIA BEDFORD MASS MCLEAN VIRGINIA	204,242 * 52 204,032 158		WASHINGTON DC	49
37	CHARLES STARK DRAPER LABS INC CAMBRIDGE MASS	85,509 * 85,509		GAINESVILLE FLORIDA	32
49	S R I INTERNATIONAL MENLO PARK CALIFORNIA ARLINGTON VIRGINIA	43,685 * 43,610 75		ATHENS GEORGIA	34
51	ILLINOIS INSTITUTE TECHNOLOGY CHICAGO ILLINOIS ANNAPOLIS MARYLAND LANHAM MARYLAND GRIFFISS AFB NEW YORK ROME NEW YORK	42,054 * 8,706 32,326 70 90 862		ATLANTA GEORGIA	61
54	CALIFORNIA UNIVERSITY OF BERKELEY CALIFORNIA DAVIS CALIFORNIA IRVINE CALIFORNIA LA JOLLA CALIFORNIA LOS ANGELES CALIFORNIA RIVERSIDE CALIFORNIA SACRAMENTO CALIFORNIA SAN DIEGO CALIFORNIA SAN FRANCISCO CALIFORNIA SANTA BARBARA CALIFORNIA SANTA CRUZ CALIFORNIA WRIGHT PATTERS OHIO	39,956 * 9,829 386 1,853 12,368 7,167 64 30 181 1,123 2,832 87 4,036		FORT GORDON GEORGIA	99
67	STANFORD UNIVERSITY MENLO PARK CALIFORNIA STANFORD CALIFORNIA	25,993 * 44 25,949		WEST LAFAYETTE INDIANA	27
70	GEORGIA TECH RESEARCH INSTITUTE ATLANTA GEORGIA	25,160 * 25,160		MANHATTAN KANSAS	215
71	RAND CORP SANTA MONICA CALIFORNIA	23,811 * 23,811		ABERDEEN PROV MARYLAND	566
72	TEXAS UNIVERSITY OF ARLINGTON TEXAS AUSTIN TEXAS BROOKS AFB TEXAS DALLAS TEXAS EL PASO TEXAS GALVESTON TEXAS HOUSTON TEXAS RICHARDSON TEXAS SAN ANTONIO TEXAS	23,250 * 226 63 21,448 55 124 144 102 132 389 567		COLLEGE PARK MARYLAND	27
74	INSTITUTE FOR DEFENSE ANALYSIS ALEXANDRIA VIRGINIA	22,440 * 22,440		ST PAUL MINNESOTA	35
76	BATTELLE MEMORIAL INSTITUTE HUNTSVILLE ALABAMA IRVINE CALIFORNIA LA JOLLA CALIFORNIA PACIFIC CALIFORNIA SAN DIEGO CALIFORNIA	20,667 * 297 60 75 41 30		ST LOUIS MISSOURI	104
				DOVER NEW JERSEY	26
				FORT DIX NEW JERSEY	37
				FORT MONMOUTH NEW JERSEY	47
				MOORESTOWN NEW JERSEY	36
				PISCATAWAY NEW JERSEY	30
				PRINCETON NEW JERSEY	46
				WHITE SANDS MS NEW MEXICO	134
				RESEARCH TRIAN NCAR	440
				CLEVELAND OHIO	29
				COLUMBUS OHIO	16,720
				BROOKS AFB TEXAS	101
				DALLAS TEXAS	45
				SAN ANTONIO TEXAS	45
				SALT LAKE CITY UTAH	48
				BURLINGTON VERMONT	45
				ALEXANDRIA VIRGINIA	58
				FORT BELVOIR VIRGINIA	37
				FORT EUSTIS VIRGINIA	85
				FORT MONROE VIRGINIA	109
				HAMPTON VIRGINIA	32
				WARRENTON VIRGINIA	45
				RICHLAND WASHINGTON	533
			77	PENNSYLVANIA STATE UNIVERSITY	20,436 *
				HERSHEY PA	99
				STATE COLLEGE PA	2,707
				UNIVERSITY PAR PA	17,630
			78	ROCHESTER UNIVERSITY OF	20,393 *
				ROCHESTER NEW YORK	4,805
				ARLINGTON VIRGINIA	15,588
			81	SOUTHERN CALIFORNIA UNIVERSITY OF	18,762 *
				LOS ANGELES CALIFORNIA	18,723
				MARINA DEL REY CALIFORNIA	39
			89	WASHINGTON UNIVERSITY OF	15,269 *
				SEATTLE WASHINGTON	15,269
			93	DAYTON UNIVERSITY OF	14,809 *
				WILLIAMS AFB ARIZONA	2,872
				EDWARDS AFB CALIFORNIA	272
				DAYTON OHIO	9,424
				WRIGHT PATTERS OHIO	2,141
			96	NEW MEXICO STATE UNIVERSITY	14,013 *
				LAS CRUCES NEW MEXICO	1,728
				WHITE SANDS MS NEW MEXICO	12,285
			106	CARNEGIE MELLON UNIVERSITY	12,248 *
				PITTSBURGH PA	12,248
			112	SOUTHWEST RESEARCH INSTITUTE	11,388 *
				SAN ANTONIO TEXAS	11,388
			114	NEW MEXICO UNIVERSITY OF	10,522 *
				ALBUQUERQUE NEW MEXICO	1,061
				KIRTLAND AFB NEW MEXICO	9,461

* = MINUS AMOUNT (CANCELLATIONS EXCEED NEW AWARDS)

**Table 3. Net Value of DOD Prime Contract Awards Over \$25,000
for RDT&E to Educational and Nonprofit Institutions: FY 1983
(Continued)**

RANK	NAME OF CONTRACTOR AND LOCATION	THOUSANDS OF DOLLARS	RANK	NAME OF CONTRACTOR AND LOCATION	THOUSANDS OF DOLLARS
116	ILLINOIS UNIVERSITY OF CHAMPAIGN ILLINOIS CHICAGO ILLINOIS URBANA ILLINOIS	10,426 * 1,520 3,276 5,630	242	MIAMI UNIVERSITY OF CORAL GABLES FLORIDA MIAMI FLORIDA	3,333 * 956 2,377
122	NATIONAL ACADEMY OF SCIENCES WASHINGTON DC ABERDEEN PROV MARYLAND BETHESDA MARYLAND WHITE SANDS MS NEW MEXICO	9,860 * 9,115 299 355 91	244	SOUTHERN RESEARCH INSTITUTE BIRMINGHAM ALABAMA	3,314 * 3,314
126	WOODS HOLE OCEANOGRAPHIC INST WOODS HOLE MASS	9,640 * 9,640	246	VIRGINIA POLYTECHNIC INSTITUTE BLACKSBURG VIRGINIA	3,286 * 3,286
133	UTAH STATE UNIVERSITY LOGAN UTAH	8,745 * 8,745	250	MASSACHUSETTS UNIVERSITY OF AMHERST MASS WORCESTER MASS	3,158 * 2,911 247
149	COLUMBIA UNIVERSITY NEW YORK NEW YORK PALISADES NEW YORK	7,165 * 6,680 485	252	TEXAS A & M RESEARCH FOUNDATION COLLEGE STATIO TEXAS	3,121 * 3,121
154	MARYLAND UNIVERSITY OF BALTIMORE MARYLAND COLLEGE PARK MARYLAND	6,790 * 1,075 5,715	254	MICHIGAN UNIVERSITY OF ANN ARBOR MICHIGAN PONTIAC MICHIGAN	3,064 * 2,989 75
156	ENVIRONMENTAL RESEARCH INSTIT MICH ANN ARBOR MICHIGAN	6,400 * 6,400	260	ARIZONA UNIVERSITY OF TUCSON ARIZONA	2,991 * 2,991
170	SALK INSTITUTE THE SWIFTWATER PA	5,451 * 5,451	264	RENSSELAER POLYTECHNIC INSTITUTE TROY NEW YORK	2,906 * 2,906
177	CORNELL UNIVERSITY ITHACA NEW YORK NEW YORK NEW YORK	5,227 * 4,800 427	267	PRINCETON UNIVERSITY PRINCETON NEW JERSEY	2,848 * 2,848
187	ANALYTIC SERVICES INC ARLINGTON VIRGINIA	4,835 * 4,835	272	NEW YORK UNIVERSITY NEW YORK NEW YORK	2,693 * 2,693
188	CALIFORNIA INSTITUTE OF TECHNOLOGY PASADENA CALIFORNIA	4,808 * 4,808	273	ARMOUR PHARMACEUTIAL CO CHICAGO ILLINOIS	2,690 * 2,690
197	OHIO STATE UNIV RESERCH FOUNDATION COLUMBUS OHIO	4,522 * 4,522	275	SOUTHEASTERN CTR ELECT ENGR EDUC ORLANDO FLORIDA ST CLOUD FLORIDA HANSCOM AFB MASS WRIGHT PATTERS OHIO	2,687 * 79 2,357 80 171
198	YALE UNIVERSITY NEW HAVEN CONN	4,462 * 4,462	276	BOSTON COLLEGE CHESTNUT HILL MASS HANSCOM AFB MASS NEWTON MASS WESTON MASS	2,677 * 1,698 120 403 456
202	RIVERSIDE RESEARCH INSTITUTE NEW YORK NEW YORK	4,306 * 4,306	279	SYRACUSE RESEARCH CORP SYRACUSE NEW YORK	2,635 * 2,635
203	UTAH UNIVERSITY OF SALT LAKE CITY UTAH	4,304 * 4,304	282	RHODE ISLAND UNIVERSITY OF KINGSTON RI	2,566 * 2,566
204	WISCONSIN UNIVERSITY OF MADISON WISCONSIN PLATTEVILLE WISCONSIN	4,285 * 4,247 38	287	GEORGE WASHINGTON UNIVERSITY WASHINGTON DC	2,524 * 2,524
211	PENNSYLVANIA UNIVERSITY OF PHILADELPHIA PA	3,947 * 3,947	288	FLORIDA STATE UNIVERSITY GAINESVILLE FLORIDA TALLAHASSEE FLORIDA	2,519 * 912 1,607
213	OREGON STATE UNIVERSITY CORVALLIS OREGON	3,924 * 3,924	290	OKLAHOMA STATE UNIVERSITY OF EGLIN AFB FLORIDA STILLWATER OKLAHOMA	2,476 * 1,511 965
214	HARVARD UNIVERSITY CAMBRIDGE MASS	3,920 * 3,920	293	PITTSBURGH UNIVERSITY OF PITTSBURGH PA	2,431 * 2,431
233	CALIFORNIA STATE OF BERKELEY CALIFORNIA	3,499 * 3,499	296	COLORADO UNIVERSITY BOULDER COLORADO COLORADO SPRIN COLORADO DENVER COLORADO	2,377 * 1,904 114 359
234	BOSTON UNIVERSITY BOSTON MASS	3,476 * 3,476			

- = MINUS AMOUNT (CANCELLATIONS EXCEED NEW AWARDS)

**Table 3. Net Value of DOD Prime Contract Awards Over \$25,000
for RDT&E to Educational and Nonprofit Institutions: FY 1983
(Continued)**

RANK	NAME OF CONTRACTOR AND LOCATION	THOUSANDS OF DOLLARS	RANK	NAME OF CONTRACTOR AND LOCATION	THOUSANDS OF DOLLARS
298	NORTHEASTERN UNIVERSITY BOSTON MASS	2,362 * 2,362	353	NORTHWESTERN UNIVERSITY EVANSTON ILLINOIS	1,686 * 1,686
299	GEORGIA INSTITUTE TECH ATLANTA GEORGIA	2,355 * 2,355	357	VIRGINIA UNIVERSITY OF CHARLOTTESVILL VIRGINIA	1,670 * 1,670
300	LEHIGH UNIVERSITY BETHLEHEM PA	2,298 * 2,298	370	MICHIGAN STATE UNIVERSITY ANN ARBOR MICHIGAN EAST LANSING MICHIGAN	1,531 * 55 1,476
301	PURDUE RESEARCH FOUNDATION LAFAYETTE INDIANA WEST LAFAYETTE INDIANA	2,279 * 589 1,690	378	ALABAMA UNIVERSITY OF BIRMINGHAM ALABAMA HUNTSVILLE ALABAMA NORMAL ALABAMA UNIVERSITY ALABAMA	1,464 * 409 793 177 65
305	HUMAN RESOURCES RESEARCH ORGN ALEXANDRIA VIRGINIA	2,209 * 2,209	381	NEW YORK POLYTECHNIC INSTITUTE BROOKLYN NEW YORK	1,458 * 1,458
309	NORTH CAROLINA UNIVERSITY OF CHAPEL HILL NCAR WILMINGTON NCAR	2,157 * 2,067 90	401	TENNESSEE UNIVERSITY OF KNOXVILLE TENNESSEE MEMPHIS TENNESSEE TULLAHOA TENNESSEE	1,328 * 780 278 270
310	NEW YORK STATE UNIV RESEARCH FOUND ALBANY NEW YORK BINGHAMTON NEW YORK BUFFALO NEW YORK	2,144 * 1,870 120 154	405	LOUISIANA STATE UNIVERSITY OF BATON ROUGE LOUISIANA NEW ORLEANS LOUISIANA	1,319 * 937 382
311	FLORIDA UNIVERSITY GAINESVILLE FLORIDA	2,140 * 2,140	407	MISSOURI UNIVERSITY OF COLUMBIA MISSOURI KANSAS CITY MISSOURI ROLLA MISSOURI	1,306 * 1,028 27 251
312	NEW MEXICO INSTITUTE MINING & TECH SOCORRO NEW MEXICO	2,138 * 2,138	414	STEVENS INSTITUTE OF TECHNOLOGY HOBOKEN NEW JERSEY	1,266 * 1,266
313	HAWAII UNIVERSITY OF HONOLULU HAWAII PEARL HARBOR N HAWAII	2,128 * 1,680 448	418	DUKE UNIVERSITY DURHAM NCAR	1,247 * 1,247
316	BROWN UNIVERSITY PROVIDENCE RI	2,109 * 2,109	424	FLORIDA TECHNOLOGICAL UNIVERSITY ORLANDO FLORIDA	1,203 * 1,203
323	WASHINGTON ROOKER T FOUNDATION WASHINGTON DC	2,033 * 2,033	431	EMMANUEL COLLEGE LEXINGTON MASS	1,186 * 1,186
326	IOWA UNIVERSITY OF AMES IOWA IOWA CITY IOWA	1,941 * 55 1,886	433	MICHIGAN TECHNOLOGICAL UNIVERSITY HOUGHTON MICHIGAN	1,182 * 1,182
330	CASE WESTERN RESERVE UNIVERSITY CLEVELAND OHIO	1,878 * 1,878	441	WENTWORTH INSTITUTE BOSTON MASS	1,171 * 1,171
332	GEORGETOWN UNIVERSITY WASHINGTON DC	1,869 * 1,869	446	TEXAS TECHNOLOGICAL COLLEGE LUBBOCK TEXAS	1,126 * 1,126
335	RESEARCH TRIANGLE INSTITUTE RESEARCH TRIAN NCAR	1,855 * 1,855	448	NEW YORK STATE UNIVERSITY OF ALBANY NEW YORK NEW YORK NEW YORK STONY BROOK NEW YORK	1,119 * 358 576 185
336	CLEMSON UNIVERSITY CLEMSON SCAR	1,852 * 1,852	456	RUTGERS UNIVERSITY NEW BRUNSWICK NEW JERSEY PISCATAWAY NEW JERSEY	1,089 * 1,049 40
343	COLORADO STATE UNIVERSITY FORT COLLINS COLORADO	1,815 * 1,815	457	WASHINGTON STATE UNIVERSITY PULLMAN WASHINGTON	1,086 * 1,086
346	MINNESOTA UNIVERSITY OF MINNEAPOLIS MINNESOTA ST PAUL MINNESOTA	1,795 * 392 1,403	469	PURDUE UNIVERSITY LAFAYETTE INDIANA WEST LAFAYETTE INDIANA	1,033 * 50 983
349	NORTH CAROLINA STATE UNIVERSITY RALEIGH NCAR	1,731 * 1,731			
352	DENVER UNIVERSITY OF DENVER COLORADO	1,698 * 1,698			

- = MINUS AMOUNT (CANCELLATIONS EXCEED NEW AWARDS)

**Table 3. Net Value of DOD Prime Contract Awards Over \$25,000
for RDT&E to Educational and Nonprofit Institutions: FY 1983
(Concluded)**

RANK	NAME OF CONTRACTOR AND LOCATION	THOUSANDS OF DOLLARS	RANK	NAME OF CONTRACTOR AND LOCATION	THOUSANDS OF DOLLARS
475	CATHOLIC UNIVERSITY OF AMERICA WASHINGTON DC	1,009 - 1,009			
488	DREXEL UNIVERSITY PHILADELPHIA PA	952 - 952			
493	HOUSTON UNIVERSITY OF HOUSTON TEXAS	938 - 938			
495	WASHINGTON UNIVERSITY ST LOUIS MISSOURI RICHLAND WASHINGTON	933 - 903 30			
498	AUBURN UNIVERSITY AUBURN ALABAMA	904 - 904			
499	REGENTS OF THE UNIVERSITY OF MICH ANN ARBOR MICHIGAN	901 - 901			
		1,678,810			

- = MINUS AMOUNT (CANCELLATIONS EXCEED NEW AWARDS)

**Table 4. Net Value of DOD Prime Contract Awards Over \$25,000
for RDT&E to Foreign Contractors: FY 1983**

RANK	NAME OF CONTRACTOR AND LOCATION	THOUSANDS OF DOLLARS	RANK	NAME OF CONTRACTOR AND LOCATION	THOUSANDS OF DOLLARS
132	CANADIAN COMMERCIAL CORP WARMINSTER CANADA PA	8,780 * 8,716 64			
199	MARCONI CO LTD UN KINGDOM	4,416 * 4,416			
261	A S RAUFOSS AMMUNISJONSFABRIKKER NORWAY	2,955 * 2,955			
466	MATRA CO EGLIN AFB FLORIDA	1,044 * 1,044			
476	A S KONSBERG VAPENFABRIKK NORWAY	1,000 * 1,000			
		18,195			

* = MINUS AMOUNT (CANCELLATIONS EXCEED NEW AWARDS)

**Table 5. Net Value of DOD Prime Contract Awards Over \$25,000
for RDT&E to U.S. Government Agencies: FY 1983**

RANK	NAME OF CONTRACTOR AND LOCATION	THOUSANDS OF DOLLARS	RANK	NAME OF CONTRACTOR AND LOCATION	THOUSANDS OF DOLLARS
90	UNITED STATES NATL. AERO SPACE AGY PASADENA CALIFORNIA RIDGELEY WVA	15,261 * 192 15,069			
237	UNITED STATES COMMERCE DEPT BOULDER COLORADO WASHINGTON DC MIAMI FLORIDA GAITHERSBURG MARYLAND ROCKVILLE MARYLAND SEATTLE WASHINGTON	3,397 * 1,392 1,630 35 35 82 223			
415	UNITED STATES ENERGY DEPT LIVERMORE CALIFORNIA OAKLAND CALIFORNIA ARGONNE ILLINOIS OAK RIDGE TENNESSEE	1,263 * 127 653 173 310			
		19,921			

* = MINUS AMOUNT (CANCELLATIONS EXCEED NEW AWARDS)