

AD-A145 036

SELECTED MEDICAL CARE STATISTICS, SECOND QUARTER, FY-84.
(U) WASHINGTON HEADQUARTERS SERVICE (DOD) DIR FOR INFO
OP & RPTS. MAR 84. DIOR/L02-84/02

1/1

UNCLASSIFIED

F/G 6/5

N/L


1 OF 1
AD-A145 036



END
FILMED
11 04 85

1 OF 1

AD-A145 036




**THIS REPORT IS UNCLASSIFIED AND
ITS DISTRIBUTION IS UNLIMITED**



DEPARTMENT OF DEFENSE

SELECTED MEDICAL CARE STATISTICS

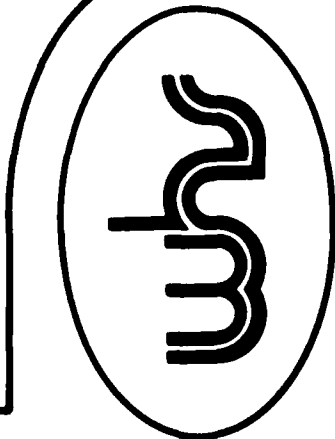
Quarter Ending March 31, 1984





DEPARTMENT OF DEFENSE

SELECTED MEDICAL CARE STATISTICS



**DIRECTORATE FOR INFORMATION
OPERATIONS AND REPORTS (DIOR)
THE PENTAGON, WASHINGTON, D.C.**

OSD

WASHINGTON HEADQUARTERS SERVICES

F O R E W O R D

SELECTED MEDICAL CARE STATISTICS (SMCS) is a quarterly publication prepared by the Washington Headquarters Services, Directorate for Information Operations and Reports (WHS/DIOR) of the Office of the Secretary of Defense.

SMCS presents quarterly summary data concerning medical care provided at fixed military medical facilities located in (1) the United States and (2) outside the United States, in territories, possessions and foreign countries.

This publication is generated for a computerized data base developed and maintained in consonance with Department of Defense Instruction (DoDI) 6015.4, May 19, 1979, under Reports Control Symbol DD-COMP(Q)1474 by the Manpower Management Information Division of WHS/DIOR.

The report is approved for public release at cost; distribution unlimited. However, all requests for this publication and DoD-wide data contained therein should be referred to WHS/DIOR or cognizant offices in the Office of the Secretary of Defense. Questions concerning the material in this publication, and requests for additional copies, should be addressed to the Director for Information Operations and Reports, Washington Headquarters Services, Room 1C535, Washington, D.C. 20301. When ordering cite publication number L02.

C O N T E N T S

<u>Number</u>		<u>Page</u>
Table 1.1	Operating Beds/Operating Bassinets/Beds Occupied - Worldwide	1
Table 1.2	Operating Beds/Operating Bassinets/Beds Occupied - United States	2
Table 1.3	Operating Beds/Operating Bassinets/Beds Occupied - Outside United States	3
Table 2.1	Admissions - Worldwide	4
Table 2.2	Admissions - United States	5
Table 2.3	Admissions - Outside United States	6
Table 3.1	Outpatient Visits and Live Births - Worldwide	7
Table 3.2	Outpatient Visits and Live Births - United States	8
Table 3.3	Outpatient Visits and Live Births - Outside United States	9
	Glossary	10

TABLE 1.1
DEPARTMENT OF DEFENSE
SELECTED DATA CONCERNING MEDICAL CARE
PROVIDED AT FIXED MILITARY FACILITIES
FOR QUARTER ENDING
MARCH 1984

OPERATING BEDS - WORLDWIDE		DDO TOTAL	ARMY FACILITIES	NAVY FACILITIES	AIR FORCE FACILITIES
1.	NUMBER OF OPERATING BEDS - TOTAL	18,982	8,544	4,401	6,037
2.	NUMBER OF OPERATING BASSINETS - TOTAL	2,149	697	341	1,111
3.	NUMBER OF BEDS OCCUPIED (DAILY AVERAGE) - TOTAL	15,646	7,306	3,816	4,524
4.	BEDS OCCUPIED BY US ACTIVE DUTY UNIFORMED PERSONNEL - TOTAL	5,905	2,772	1,639	1,494
	A. MILITARY	5,844	2,758	1,605	1,481
	(1) ARMY	2,635	2,439	59	137
	(2) NAVY-MARINE CORPS	1,772	146	1,492	134
	(3) AIR FORCE	1,437	173	54	1,210
	B. OTHER UNIFORMED PERSONNEL (PHS,CG,NOAA) - TOTAL	61	14	34	13
5.	BEDS OCCUPIED BY RETIRED US UNIFORMED PERSONNEL - TOTAL	2,700	1,234	560	906
	A. RETIRED MILITARY	2,672	1,228	546	898
	(1) ARMY	1,128	846	87	195
	(2) NAVY-MARINE CORPS	656	135	385	136
	(3) AIR FORCE	888	247	74	567
	B. OTHER RETIRED UNIFORMED PERSONNEL (PHS,CG,NOAA) - TOTAL	28	6	14	8
6.	BEDS OCCUPIED BY DEPENDENTS OF US ACTIVE DUTY MILITARY PERSONNEL - TOTAL	4,097	1,857	1,051	1,189
	(1) ARMY	1,687	1,506	61	120
	(2) NAVY-MARINE CORPS	1,158	144	912	102
	(3) AIR FORCE	1,252	207	78	967
7.	BEDS OCCUPIED BY DEPENDENTS OF RETIRED AND DECEASED US MILITARY PERSONNEL - TOTAL	2,285	978	464	843
	(1) ARMY	892	649	82	161
	(2) NAVY-MARINE CORPS	572	123	311	138
	(3) AIR FORCE	821	206	71	544
8.	BEDS OCCUPIED BY DEPENDENTS OF OTHER UNIFORMED PERSONNEL (PHS,CG,NOAA) - TOTAL	66	18	30	18
9.	BEDS OCCUPIED BY ALL OTHER BENEFICIARIES - TOTAL	593	447	72	74

TABLE 1.2
DEPARTMENT OF DEFENSE
SELECTED DATA CONCERNING MEDICAL CARE
PROVIDED AT FIXED MILITARY FACILITIES
FOR QUARTER ENDING
MARCH 1984

OPERATING BEDS - UNITED STATES	DOD TOTAL	ARMY FACILITIES	NAVY FACILITIES	AIR FORCE FACILITIES
1. NUMBER OF OPERATING BEDS	15,871	6,692	3,914	5,265
2. NUMBER OF OPERATING BASSINETS	1,732	487	292	953
3. NUMBER OF BEDS OCCUPIED (DAILY AVERAGE)	13,442	6,103	3,400	3,939
4. BEDS OCCUPIED BY US ACTIVE DUTY UNIFORMED PERSONNEL	4,754	2,154	1,419	1,181
A. MILITARY	4,696	2,140	1,387	1,169
(1) ARMY	2,016	1,877	54	85
(2) NAVY-MARINE CORPS	1,531	132	1,297	102
(3) AIR FORCE	1,149	131	36	982
B. OTHER UNIFORMED PERSONNEL (PHS,CG,NOAA)	58	14	32	12
5. BEDS OCCUPIED BY RETIRED US UNIFORMED PERSONNEL	2,625	1,202	543	880
A. RETIRED MILITARY	2,598	1,196	529	873
(1) ARMY	1,089	820	81	188
(2) NAVY-MARINE CORPS	637	133	376	128
(3) AIR FORCE	872	243	72	557
B. OTHER RETIRED UNIFORMED PERSONNEL (PHS,CG,NOAA)	27	6	14	7
6. BEDS OCCUPIED BY DEPENDENTS OF US ACTIVE DUTY MILITARY PERSONNEL	3,285	1,403	904	978
(1) ARMY	1,253	1,113	48	92
(2) NAVY-MARINE CORPS	1,043	137	818	88
(3) AIR FORCE	989	153	38	798
7. BEDS OCCUPIED BY DEPENDENTS OF RETIRED AND DECEASED US MILITARY PERSONNEL	2,241	963	450	828
(1) ARMY	871	637	77	157
(2) NAVY-MARINE CORPS	560	122	304	134
(3) AIR FORCE	810	204	69	537
8. BEDS OCCUPIED BY DEPENDENTS OF OTHER UNIFORMED PERSONNEL (PHS,CG,NOAA)	63	18	28	17
9. BEDS OCCUPIED BY ALL OTHER BENEFICIARIES	474	363	56	55

TABLE 1.3
DEPARTMENT OF DEFENSE
SELECTED DATA CONCERNING MEDICAL CARE
PROVIDED AT FIXED MILITARY FACILITIES
FOR QUARTER ENDING
MARCH 1984

OPERATING BEDS - OUTSIDE UNITED STATES	DOD TOTAL	ARMY FACILITIES	NAVY FACILITIES	AIR FORCE FACILITIES
1. NUMBER OF OPERATING BEDS - TOTAL	3,111	1,852	487	772
2. NUMBER OF OPERATING BASSINETS - TOTAL	417	210	49	158
3. NUMBER OF BEDS OCCUPIED (DAILY AVERAGE) - TOTAL	2,204	1,203	416	585
4. BEDS OCCUPIED BY US ACTIVE DUTY UNIFORMED PERSONNEL - TOTAL	1,151	618	220	313
A. MILITARY	1,148	618	218	312
(1) ARMY	619	562	5	52
(2) NAVY-MARINE CORPS	241	14	195	32
(3) AIR FORCE	288	42	18	228
B. OTHER UNIFORMED PERSONNEL (PHS,CG,NOAA) - TOTAL	3	0	2	1
5. BEDS OCCUPIED BY RETIRED US UNIFORMED PERSONNEL - TOTAL	75	32	17	26
A. RETIRED MILITARY	74	32	17	25
(1) ARMY	39	26	6	7
(2) NAVY-MARINE CORPS	19	2	9	8
(3) AIR FORCE	16	4	2	10
B. OTHER RETIRED UNIFORMED PERSONNEL (PHS,CG,NOAA) - TOTAL	1	0	0	1
6. BEDS OCCUPIED BY DEPENDENTS OF US ACTIVE DUTY MILITARY PERSONNEL - TOTAL	812	454	147	211
(1) ARMY	434	393	13	28
(2) NAVY-MARINE CORPS	115	7	94	14
(3) AIR FORCE	263	54	40	169
7. BEDS OCCUPIED BY DEPENDENTS OF RETIRED AND DECEASED US MILITARY PERSONNEL - TOTAL	44	15	14	15
(1) ARMY	21	12	5	4
(2) NAVY-MARINE CORPS	12	1	7	4
(3) AIR FORCE	11	2	2	7
8. BEDS OCCUPIED BY DEPENDENTS OF OTHER UNIFORMED PERSONNEL (PHS,CG,NOAA) - TOTAL	3	0	2	1
9. BEDS OCCUPIED BY ALL OTHER BENEFICIARIES - TOTAL	119	84	16	19

TABLE 2.1
DEPARTMENT OF DEFENSE
SELECTED DATA CONCERNING MEDICAL CARE
PROVIDED AT FIXED MILITARY FACILITIES
FOR QUARTER ENDING
MARCH 1984

ADMISSIONS - WORLDWIDE		DOD TOTAL	ARMY FACILITIES	NAVY FACILITIES	AIR FORCE FACILITIES
10.	NUMBER OF ADMISSIONS	245,887	109,159	61,663	75,065
11.	ADMISSIONS OF US ACTIVE DUTY UNIFORMED PERSONNEL	75,791	33,526	19,149	23,116
	A. MILITARY	75,152	33,400	18,841	22,911
	(1) ARMY	31,975	29,843	619	1,513
	(2) NAVY-MARINE CORPS	20,099	1,510	17,421	1,168
	(3) AIR FORCE	23,078	2,047	17,801	20,230
	B. OTHER UNIFORMED PERSONNEL (PHS,CG,NOAA)	639	126	308	205
12.	ADMISSIONS OF RETIRED US UNIFORMED PERSONNEL	31,013	13,400	7,092	10,521
	A. ADMISSIONS OF RETIRED MILITARY	30,695	13,314	6,945	10,436
	(1) ARMY	12,420	9,135	1,143	2,142
	(2) NAVY-MARINE CORPS	7,825	1,435	4,821	1,569
	(3) AIR FORCE	10,450	2,744	981	6,725
	B. ADMISSIONS OF OTHER RETIRED UNIFORMED PERSONNEL (PHS,CG,NOAA)	318	86	147	85
13.	ADMISSIONS OF DEPENDENTS OF US ACTIVE DUTY MILITARY PERSONNEL	97,261	42,892	26,676	27,693
	A. ARMY	39,701	35,797	1,286	2,618
	B. NAVY-MARINE CORPS	28,753	2,986	23,641	2,126
	C. AIR FORCE	28,807	4,109	1,749	22,949
14.	ADMISSIONS OF DEPENDENTS OF RETIRED AND DECEASED US MILITARY PERSONNEL	31,454	12,472	7,069	11,913
	A. ARMY	11,781	8,387	1,182	2,212
	B. NAVY-MARINE CORPS	8,109	1,409	4,849	1,851
	C. AIR FORCE	11,564	2,676	1,038	7,850
15.	ADMISSIONS OF DEPENDENTS OF OTHER UNIFORMED MILITARY PERSONNEL	1,284	322	598	364
16.	ADMISSIONS OF ALL OTHER BENEFICIARIES	9,084	6,547	1,079	1,458

TABLE 2.2
DEPARTMENT OF DEFENSE
SELECTED DATA CONCERNING MEDICAL CARE
PROVIDED AT FIXED MILITARY FACILITIES
FOR QUARTER ENDING
MARCH 1984

	ADMISSIONS - UNITED STATES	DOD TOTAL	ARMY FACILITIES	NAVY FACILITIES	AIR FORCE FACILITIES
10.	NUMBER OF ADMISSIONS	208,465	89,193	54,342	64,930
11.	ADMISSIONS OF US ACTIVE DUTY UNIFORMED PERSONNEL	60,712	26,067	16,187	18,458
	A. MILITARY	60,096	25,941	15,897	18,258
	(1) ARMY	24,559	23,143	517	899
	(2) NAVY-MARINE CORPS	17,088	1,347	14,931	810
	(3) AIR FORCE	18,449	1,451	14,449	16,549
	B. OTHER UNIFORMED PERSONNEL (PHS,CG,NOAA)	616	126	290	200
12.	ADMISSIONS OF RETIRED US UNIFORMED PERSONNEL	30,205	13,058	6,872	10,275
	A. ADMISSIONS OF RETIRED MILITARY	29,892	12,972	6,726	10,194
	(1) ARMY	12,019	8,863	1,073	2,083
	(2) NAVY-MARINE CORPS	7,638	1,424	4,705	1,509
	(3) AIR FORCE	10,235	2,685	948	6,602
	B. ADMISSIONS OF OTHER RETIRED UNIFORMED PERSONNEL (PHS,CG,NOAA)	313	86	146	81
13.	ADMISSIONS OF DEPENDENTS OF US ACTIVE DUTY MILITARY PERSONNEL	78,354	31,968	23,162	23,224
	A. ARMY	29,170	26,199	1,022	1,949
	B. NAVY-MARINE CORPS	26,003	2,880	21,244	1,879
	C. AIR FORCE	23,181	2,889	896	19,396
14.	ADMISSIONS OF DEPENDENTS OF RETIRED AND DECEASED US MILITARY PERSONNEL	30,774	12,278	6,815	11,681
	A. ARMY	11,494	8,250	1,089	2,155
	B. NAVY-MARINE CORPS	7,892	1,393	4,719	1,780
	C. AIR FORCE	11,388	2,635	1,007	7,746
15.	ADMISSIONS OF DEPENDENTS OF OTHER UNIFORMED MILITARY PERSONNEL	1,222	319	568	335
16.	ADMISSIONS OF ALL OTHER BENEFICIARIES	7,198	5,503	738	957

TABLE 2.3
DEPARTMENT OF DEFENSE
SELECTED DATA CONCERNING MEDICAL CARE
PROVIDED AT FIXED MILITARY FACILITIES
FOR QUARTER ENDING
MARCH 1984

	ADMISSIONS - OUTSIDE UNITED STATES	DOD TOTAL	ARMY FACILITIES	NAVY FACILITIES	AIR FORCE FACILITIES
10. NUMBER OF ADMISSIONS	- TOTAL	37,422	19,966	7,321	10,135
11. ADMISSIONS OF US ACTIVE DUTY UNIFORMED PERSONNEL	- TOTAL	15,079	7,459	2,962	4,658
A. MILITARY	- TOTAL	15,056	7,459	2,944	4,653
(1) ARMY		7,416	6,700	102	614
(2) NAVY-MARINE CORPS		3,011	163	2,490	358
(3) AIR FORCE		4,629	596	3,552	3,681
B. OTHER UNIFORMED PERSONNEL (PHS,CG,NOAA)	- TOTAL	23	0	18	5
12. ADMISSIONS OF RETIRED US UNIFORMED PERSONNEL	- TOTAL	808	342	220	246
A. ADMISSIONS OF RETIRED MILITARY		803	342	219	242
(1) ARMY		401	272	70	59
(2) NAVY-MARINE CORPS		187	11	116	60
(3) AIR FORCE		215	59	33	123
B. ADMISSIONS OF OTHER RETIRED UNIFORMED PERSONNEL (PHS,CG,NOAA)	- TOTAL	5	0	1	4
13. ADMISSIONS OF DEPENDENTS OF US ACTIVE DUTY MILITARY PERSONNEL	- TOTAL	18,907	10,924	3,514	4,469
A. ARMY		10,531	9,598	264	669
B. NAVY-MARINE CORPS		2,750	1,106	2,397	247
C. AIR FORCE		5,626	1,220	853	3,553
14. ADMISSIONS OF DEPENDENTS OF RETIRED AND DECEASED US MILITARY PERSONNEL	- TOTAL	680	194	254	232
A. ARMY		287	137	93	57
B. NAVY-MARINE CORPS		217	16	130	71
C. AIR FORCE		176	41	31	104
15. ADMISSIONS OF DEPENDENTS OF OTHER UNIFORMED MILITARY PERSONNEL	- TOTAL	62	3	30	29
16. ADMISSIONS OF ALL OTHER BENEFICIARIES	- TOTAL	1,886	1,044	341	501

TABLE 3.1
DEPARTMENT OF DEFENSE
SELECTED DATA CONCERNING MEDICAL CARE
PROVIDED AT FIXED MILITARY FACILITIES
FOR QUARTER ENDING
MARCH 1984

-----		-----		-----		-----		-----	
OUTPATIENT VISITS - WORLDWIDE		DOD		ARMY		NAVY		AIR FORCE	
		TOTAL		FACILITIES		FACILITIES		FACILITIES	
17.	NUMBER OF OUTPATIENT VISITS	- TOTAL	12,821,522	5,278,481	3,283,026	4,260,015			
18.	OUTPATIENT VISITS BY US ACTIVE DUTY UNIFORMED PERSONNEL	- TOTAL	4,769,943	2,090,821	1,290,557	1,388,565			
	A. MILITARY	- TOTAL	4,748,605	2,086,160	1,277,524	1,384,921			
	(1) ARMY		2,049,729	1,987,102	18,885	43,742			
	(2) NAVY-MARINE CORPS		1,311,153	42,002	1,240,107	29,044			
	(3) AIR FORCE		1,387,723	57,056	18,532	1,312,135			
	B. OTHER UNIFORMED PERSONNEL (PHS,CG,NOAA)	- TOTAL	21,338	4,661	13,033	3,644			
19.	OUTPATIENT VISITS BY RETIRED US UNIFORMED PERSONNEL	- TOTAL	1,221,147	505,378	276,996	438,773			
20.	OUTPATIENT VISITS BY DEPENDENTS OF US ACTIVE DUTY UNIFORMED PERSONNEL	- TOTAL	4,455,861	1,726,746	1,102,827	1,626,288			
	A. DEPENDENTS OF MILITARY PERSONNEL	- TOTAL	4,420,987	1,719,404	1,084,566	1,617,017			
	(1) ARMY		1,647,768	1,511,850	40,871	95,047			
	(2) NAVY-MARINE CORPS		1,155,642	82,091	1,008,976	64,575			
	(3) AIR FORCE		1,617,577	125,463	34,719	1,457,395			
	B. DEPENDENTS OF OTHER UNIFORMED PERSONNEL (PHS,CG,NOAA)	- TOTAL	34,874	7,342	18,261	9,271			
21.	OUTPATIENT VISITS BY DEPENDENTS OF RETIRED AND DECEASED US UNIFORMED PERSONNEL	- TOTAL	1,602,644	594,155	340,531	667,958			
22.	OUTPATIENT VISITS BY ALL OTHER BENEFICIARIES	- TOTAL	771,927	361,381	272,115	138,431			
23.	NUMBER OF LIVE BIRTHS	- TOTAL	28,548	11,220	8,218	9,110			

TABLE 3.2
DEPARTMENT OF DEFENSE
SELECTED DATA CONCERNING MEDICAL CARE
PROVIDED AT FIXED MILITARY FACILITIES
FOR QUARTER ENDING
MARCH 1984

	OUTPATIENT VISITS - UNITED STATES	DOD TOTAL	ARMY FACILITIES	NAVY FACILITIES	AIR FORCE FACILITIES
17. NUMBER OF OUTPATIENT VISITS	- TOTAL	10,867,948	4,234,124	2,999,058	3,634,766
18. OUTPATIENT VISITS BY US ACTIVE DUTY UNIFORMED PERSONNEL	- TOTAL	3,805,347	1,545,673	1,158,893	1,100,781
A. MILITARY	- TOTAL	3,785,072	1,541,021	1,146,800	1,097,251
(1) ARMY		1,500,682	1,460,045	15,210	25,427
(2) NAVY-MARINE CORPS		1,179,189	37,563	1,120,775	20,851
(3) AIR FORCE		1,105,201	43,413	10,815	1,050,973
B. OTHER UNIFORMED PERSONNEL (PHS,CG,NOAA)	- TOTAL	20,275	4,652	12,093	3,530
19. OUTPATIENT VISITS BY RETIRED US UNIFORMED PERSONNEL	- TOTAL	1,194,834	494,680	269,206	430,948
20. OUTPATIENT VISITS BY DEPENDENTS OF US ACTIVE DUTY UNIFORMED PERSONNEL	- TOTAL	3,626,789	1,302,454	998,103	1,326,232
A. DEPENDENTS OF MILITARY PERSONNEL	- TOTAL	3,593,146	1,295,132	980,681	1,317,333
(1) ARMY		1,218,267	1,116,852	34,427	66,988
(2) NAVY-MARINE CORPS		1,059,558	78,508	923,188	57,862
(3) AIR FORCE		1,315,321	99,772	23,066	1,192,483
B. DEPENDENTS OF OTHER UNIFORMED PERSONNEL (PHS,CG,NOAA)	- TOTAL	33,643	7,322	17,422	8,899
21. OUTPATIENT VISITS BY DEPENDENTS OF RETIRED AND DECEASED US UNIFORMED PERSONNEL	- TOTAL	1,578,457	586,956	331,737	659,764
22. OUTPATIENT VISITS BY ALL OTHER BENEFICIARIES	- TOTAL	682,521	304,361	241,119	117,041
23. NUMBER OF LIVE BIRTHS	- TOTAL	23,131	8,192	7,126	7,813

TABLE 3.3
 DEPARTMENT OF DEFENSE
 SELECTED DATA CONCERNING MEDICAL CARE
 PROVIDED AT FIXED MILITARY FACILITIES
 FOR QUARTER ENDING
 MARCH 1984

	OUTPATIENT VISITS - OUTSIDE UNITED STATES	DOD TOTAL	ARMY FACILITIES	NAVY FACILITIES	AIR FORCE FACILITIES
17. NUMBER OF OUTPATIENT VISITS	- TOTAL	1,953,574	1,044,357	283,968	625,249
18. OUTPATIENT VISITS BY US ACTIVE DUTY UNIFORMED PERSONNEL	- TOTAL	964,596	545,148	131,664	287,784
A. MILITARY	- TOTAL	963,533	545,139	130,724	287,670
(1) ARMY		549,047	527,057	3,675	18,315
(2) NAVY-MARINE CORPS		131,964	4,439	119,332	8,193
(3) AIR FORCE		282,522	13,643	7,717	261,162
B. OTHER UNIFORMED PERSONNEL (PHS,CG,NOAA)	- TOTAL	1,063	9	940	114
19. OUTPATIENT VISITS BY RETIRED US UNIFORMED PERSONNEL	- TOTAL	26,313	10,698	7,790	7,825
20. OUTPATIENT VISITS BY DEPENDENTS OF US ACTIVE DUTY UNIFORMED PERSONNEL	- TOTAL	829,072	424,292	104,724	300,056
A. DEPENDENTS OF MILITARY PERSONNEL	- TOTAL	827,841	424,272	103,885	299,684
(1) ARMY		429,501	394,998	6,444	28,059
(2) NAVY-MARINE CORPS		96,084	3,583	85,788	6,713
(3) AIR FORCE		302,256	25,691	11,653	264,912
B. DEPENDENTS OF OTHER UNIFORMED PERSONNEL (PHS,CG,NOAA)	- TOTAL	1,231	20	839	372
21. OUTPATIENT VISITS BY DEPENDENTS OF RETIRED AND DECEASED US UNIFORMED PERSONNEL	- TOTAL	24,187	7,199	8,794	8,194
22. OUTPATIENT VISITS BY ALL OTHER BENEFICIARIES	- TOTAL	109,406	57,020	30,996	21,390
23. NUMBER OF LIVE BIRTHS	- TOTAL	5,417	3,028	1,092	1,297

G L O S S A R Y

Operating Bed. A bed that is currently set up and ready in all respects for the care of a patient. It must include supporting space, equipment and staff to operate under normal circumstances. Excluded, are nursery bassinets and transient patients' beds.

Occupied Bed. A bed assigned as of midnight to a patient, to include a patient on pass or liberty not in excess of 72 hours, and any bassinets assigned to a newborn infant whose mother has been discharged from the hospital. The definition excludes: any bed assigned to a patient subsisting out, on leave, or absent without leave, and any bed occupied by a transient patient.

Operating Bassinet. A bed designed for the care of an infant that is currently set up in the newborn nursery and ready in all respects for use. It must include support space, equipment and staff to operate under normal circumstances. Excluded are infant transporters.

Admission. An admission is the act of placing an individual under treatment or observation in a medical center or a hospital. The day of admission is the day on which the medical center or hospital makes a formal acceptance of the patient who is to be provided with room, board, and continuous nursing service in an area of the hospital where patients normally stay at least overnight. If both an admission and discharge occur on the same day, then that day is considered as a day of admission and shall be counted as one occupied bed day. The admission of a newborn is deemed to occur at time of birth.

Outpatient Visits. Visits made to each dispensary or separate, organized clinic of a fixed medical treatment facility for medical advice, examination, diagnosis, treatment, evaluation, consultation, or counseling including visits by military patients who are excused from duty for medical reasons but who have not been admitted for inpatient care in a facility authorized beds for inpatient care and any visits made incident to complete or flight physicals.

Live Births. A live birth is the complete expulsion or extraction from its mother of a product of conception, irrespective of the duration of pregnancy which after such separation, breathes or shows any other evidence of life such as beating of the heart, pulsation of the umbilical cord, or definite movement of voluntary muscles, whether or not the umbilical cord has been cut, or the placenta is attached; each such product of such a birth is considered liveborn.

