

AD-A146 233

TIME-TEMPERATURE DEPENDENCE OF THE STRENGTH OF
COMMERCIAL ZIRCONIA CERAMICS(U) ARMY MATERIALS AND
MECHANICS RESEARCH CENTER WATERTOWN MA

1/1

UNCLASSIFIED

L J SCHIOLER ET AL. APR 84 AMMRC-TR-84-16 F/G 11/2


NL



END

FORMED

DTM



MICROCOPY RESOLUTION TEST CHART
NATIONAL BUREAU OF STANDARDS-1963-A

ENERGY

AD

AMMRC TR 84-16

DTIC FILE COPY

AD-A146 233

TIME-TEMPERATURE DEPENDENCE OF THE STRENGTH OF COMMERCIAL ZIRCONIA CERAMICS

LISELOTTE J. SCHIOLER, GEORGE D. QUINN and R. NATHAN KATZ


April 1984

DTIC ELECTE
SEP 28 1984
A

Prepared under
Interagency Agreement DE-AE-101-77 CS51017

by
ARMY MATERIALS AND MECHANICS RESEARCH CENTER
WATERTOWN, MASSACHUSETTS 02172

This document has been approved
for public release and sale; its
distribution is unlimited.



U.S. DEPARTMENT OF ENERGY
Office of Vehicle and Engine Research and Development
Conservation and Renewable Energy

84 09 25 065

Time-Temperature Dependence of the Strength of Commercial Zirconia Ceramics

L. J. Schioler, G. D. Quinn, and R. N. Katz
Army Materials and Mechanics Research Center
Watertown, Massachusetts 02172

ABSTRACT

The unusual combination of attractive properties exhibited by transformation toughened zirconias (TTZ's) has focused attention on them as leading candidates for application in the adiabatic Diesel engine. These materials are age-hardened ceramic alloy systems and as such they are likely to be susceptible to overaging and loss of strength at long times at high temperatures. This paper presents preliminary data on the microstructural, phase and dimensional stability of aged TTZ's together with some data on the effects of aging on strength, toughness and modulus. Stress rupture data on TTZ's with both MgO and Y₂O₃ additions show a considerable decrease in load carrying ability at temperatures of 800°C and above.

BECAUSE OF THEIR UNUSUAL combination of properties (E ~ steel, k ~ 1/5 to 1/50 that of Si₃N₄ or SiC, an α-steel, MOR ~ 100 KSI, and a high K_{IC} ~ 10), transformation toughened zirconias (TTZ) are leading candidates for cylinder liners, piston caps, head plates, valve seats, and other components for the adiabatic Diesel engine. These materials are age-hardened ceramic alloy systems and as such they are likely to be susceptible to overaging and loss of strength at long times at high temperatures (i.e. close to the age hardening temperatures). The possibility of overaging with its likely negative impact on materials performance was identified as a critical area of ignorance in the preliminary technology assessment on ceramics for Diesel engines previously prepared by AMMRC (1). Accordingly, a task was initiated to: a) define the extent and magnitude of the overaging (if any), and b) develop

toughened ceramic alloy systems which would not be susceptible to overaging at temperatures which may be encountered in advanced Diesels (1100-1200°C). Figure 1 gives an overview of the objective and approach of these two tasks. This paper will review progress on the task being carried out in-house at AMMRC. Professor Tien's paper later in this session (2) will review progress on the second task, being conducted at the University of Michigan.

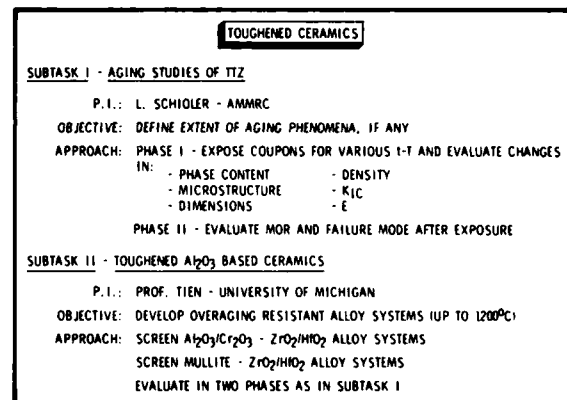


Figure 1.

Zirconia ceramics of interest for Diesel engine application include transformation toughened zirconia (TTZ), partially stabilized zirconia (PSZ), and fully stabilized zirconia (FSZ). Figure 2 summarizes the main microstructural differences among these three types of zirconias and provides typical room temperature mechanical properties. The TTZ's are of major interest for application in highly stressed engine components due to their relatively high strength and

toughness. The high strength and toughness of TTZ is largely a result of the martensitic transformation of the metastable tetragonal phase to the stable monoclinic phase under stress. However, long time exposure to high temperatures may result in growth of the metastable tetragonal phase which in turn can trigger spontaneous transformation to the monoclinic phase, with the potential of significant reductions in strength and toughness. Therefore, this paper will focus on our studies of the effect of aging on the physical and mechanical properties of TTZ's. Aging studies were carried out both with and without an applied load on the specimen. In the former case, density, phase content, microstructural stability, retained RT modulus of rupture (MOR), fracture toughness K_{Ic} , and modulus of elasticity (MOE) were measured. In the latter case, stepped temperature stress rupture (STSR) and supplemental stress rupture (SR) tests were conducted. From these studies it is possible to define the temperatures and stress levels below which TTZ's can be used without severe instability.

ZIRCONIA CERAMICS		
TRANSFORMATION TOUGHENED (TTZ'S)	<ul style="list-style-type: none"> •PARTIALLY STABILIZED WITH Y_2O_3, MgO, OR CaO •METASTABLE TETRAGONAL PHASE •OVERAGING BY TETRAG → MONO 	MOR = 500-600 MPa $K_{Ic} = 8-10 MN/m^{3/2}$
PARTIALLY STABILIZED (PSZ'S)	<ul style="list-style-type: none"> •PARTIALLY STABILIZED WITH Y_2O_3, MgO, OR CaO •NO METASTABLE TETRAGONAL PHASE 	MOR = 300 MPa $K_{Ic} = 4 MN/m^{3/2}$
FULLY STABILIZED	<ul style="list-style-type: none"> •STABILIZED WITH Y_2O_3, MgO, OR CaO •ALL CUBIC PHASE 	MOR = 200-250 MPa $K_{Ic} = 3 MN/m^{3/2}$

Figure 2.

MATERIALS

The materials studied were commercially available zirconias that were supplied free of charge by the manufacturers or Cummins Engine Company (material N only) on the condition that they be given code letters. Materials C, MN and N were optimally aged when received, while material F was not (the MOR and K_{Ic} actually increased after heat treatment at 1000°C for 100 hours, but then decreased upon further heat treatment). The bend specimens were machined such that all samples had the same surface finish. This was done to minimize the effect of the surface transformation layer on comparison of the properties. As received properties of these four TTZ's are shown in Figure 3.

AS-RECEIVED PROPERTIES OF COMMERCIAL TTZ					
CODE	ADDITIVE	DENSITY (g/cc)	RT MOR (MPa)	K_{Ic} (MN/m ^{3/2})	RT MOE (GPa)
C	MgO	5.67	592	7.9	227
F	MgO	5.51	447	5.3	215
MN	MgO	5.65	520	10.2	199
N	Y ₂ O ₃	5.75	778	-	198

Figure 3.

AGING STUDIES WITH NO APPLIED STRESS

Aging studies with no applied stress were carried out on the four TTZ's to evaluate microstructural and phase stability, dimensional stability, and potential changes in room temperature K_{Ic} , MOR and MOE after exposure to varying times at temperature. The results are presented below:

MICROSTRUCTURAL STABILITY

Changes in the coarse level microstructure of TTZ's with MgO additions are evident after only 50 hours of aging at 1300°C. However, after even 250 hours at 1000°C there is little evidence of microstructural change. (See Figure 4). The microstructures shown in Figure 4 are typical of material F, C and MN. By contrast, the TTZ with the Y₂O₃ additive shows no evidence of microstructural change even after 250 hours at 1300°C. (See Figure 5). It should be noted that the fine level microstructure has not yet been examined and greater effects may be observed at the finer (i.e. 50-500Å) scale.

PHASE STABILITY

The phase stability of TTZ's was studied by measuring the changes in the percent of monoclinic phase as a function of both annealing temperature and time. The increase in the monoclinic phase is assumed to be the result of the spontaneous transformation of the metastable tetragonal phase, which provides the strength and toughness of the TTZ. Samples were annealed for 50, 100 and 250 hours for temperatures ranging between 900°C and 1300°C. Figure 6 shows the change in monoclinic phase with aging for two

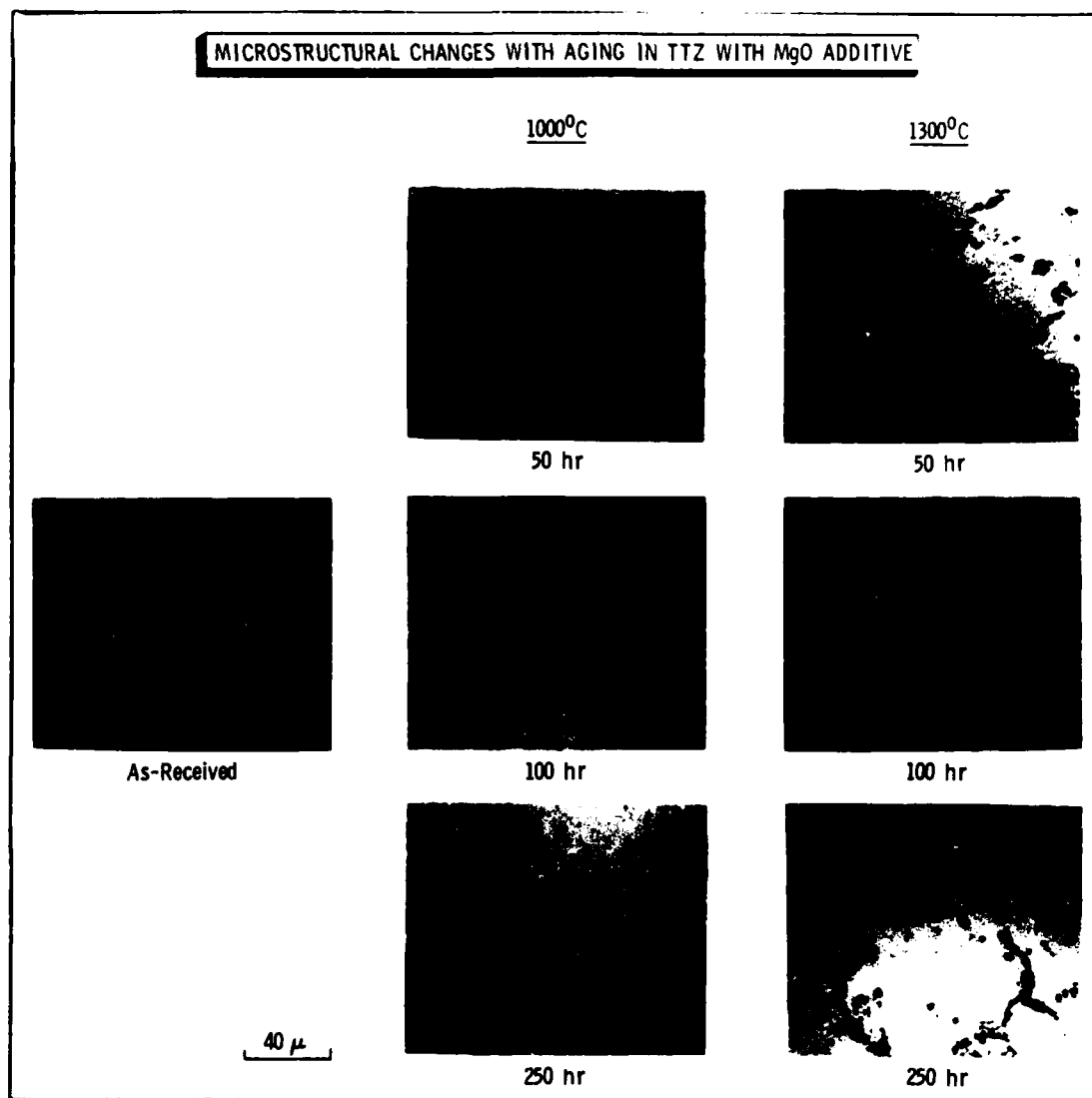


Figure 4.

MgO containing TTZ's and an Y_2O_3 containing TTZ. Both MgO containing TTZ's show similar behavior, namely the percent of monoclinic phase increases with time and temperature above $900^\circ C$. By contrast, the Y_2O_3 containing TTZ shows a relatively negligible change in the amount of monoclinic phase until approximately $1200^\circ C$ - $1300^\circ C$. Even at $1300^\circ C$, the Y_2O_3 containing TTZ has undergone less than half as much spontaneous transformation as the MgO containing materials.

DIMENSIONAL STABILITY

Dimensional stability was evaluated by measuring the change in density with aging time and temperature and is shown in Figure 7. The change in density results

from three separate effects: a) increase in crystal lattice volume as a result of the tetragonal to monoclinic transformation, b) increasing porosity at grain boundaries (See Figure 4) and c) the presence of an additional (as yet unidentified) phase at the grain boundaries. Since it has been shown above that the MgO containing TTZ's have both a greater amount of tetragonal to monoclinic phase change, and a greater amount of grain boundary porosity on aging, it is not surprising that they exhibit significantly greater volume change than Y_2O_3 containing material.

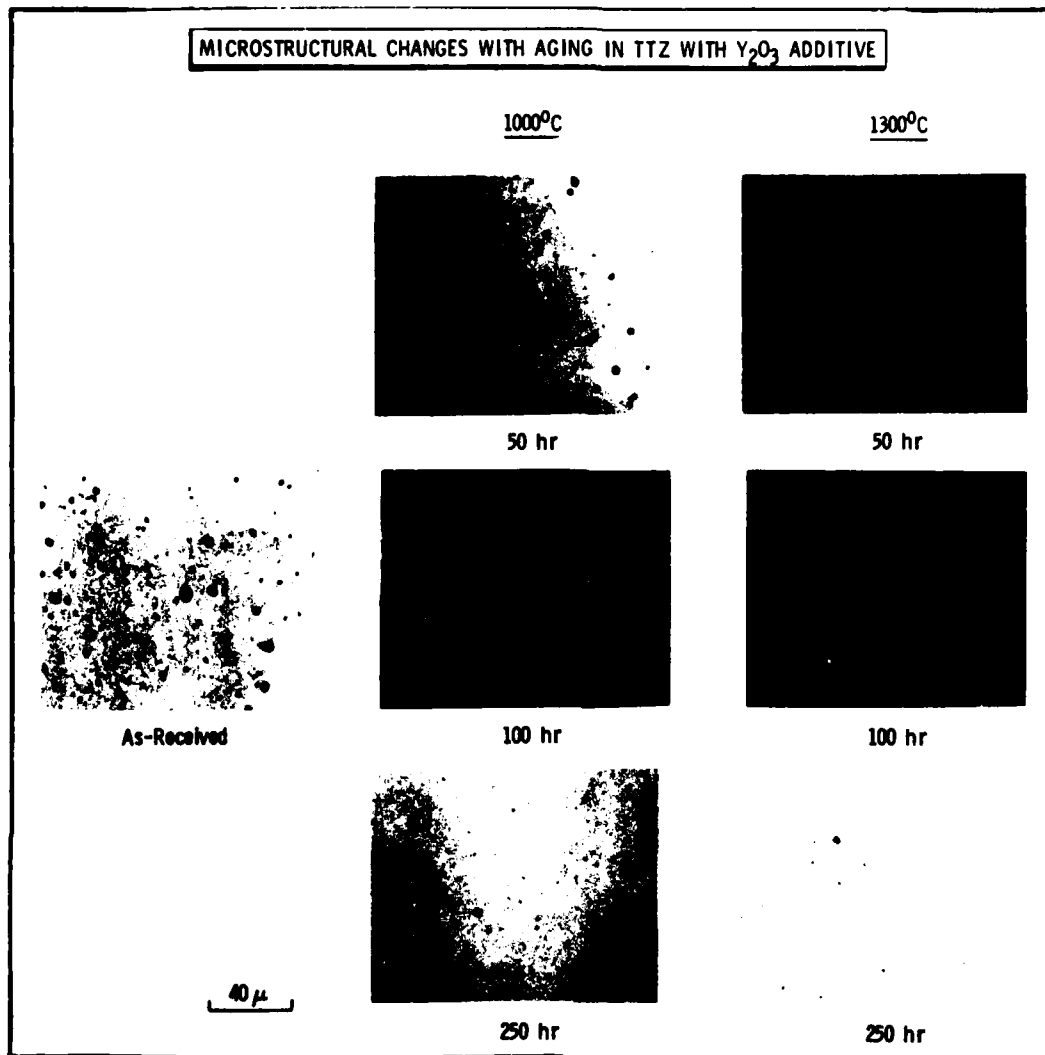


Figure 5.

RETENTION OF MECHANICAL PROPERTIES

Figure 8 shows the effect of aging on the room temperature mechanical properties for one MgO containing TTZ. This result is typical of several MgO containing TTZ's examined. The MOR tests were carried out as described in Reference (3). The test samples were generally .110 X .080 X 2 inch, tested in 4 pt. flexure with spans of 0.6 X 1.2 inch. The K_{IC} values were obtained by the indentation and fracture technique described by Lawn (4). MOE's were measured ultrasonically. It is significant that the retained RT mechanical properties all decrease with aging, with MOR showing the greatest change and MOE the least.

TIME-TEMPERATURE DEPENDANCE UNDER LOAD

Stepped Temperature Stress Rupture (STSR) testing (See Ref. 5) and limited supplemental standard stress rupture (SR) tests were carried out to obtain a preliminary evaluation of strength retention with time under load at various temperatures.

STEPED TEMPERATURE STRESS RUPTURE TESTS

As shown in Figure 9. The STSR results for all three MgO containing TTZ's were essentially similiar. In this figure, the numbers shown above each curve are the stress in MPa and the numbers under the curve are the temperatures in °C.

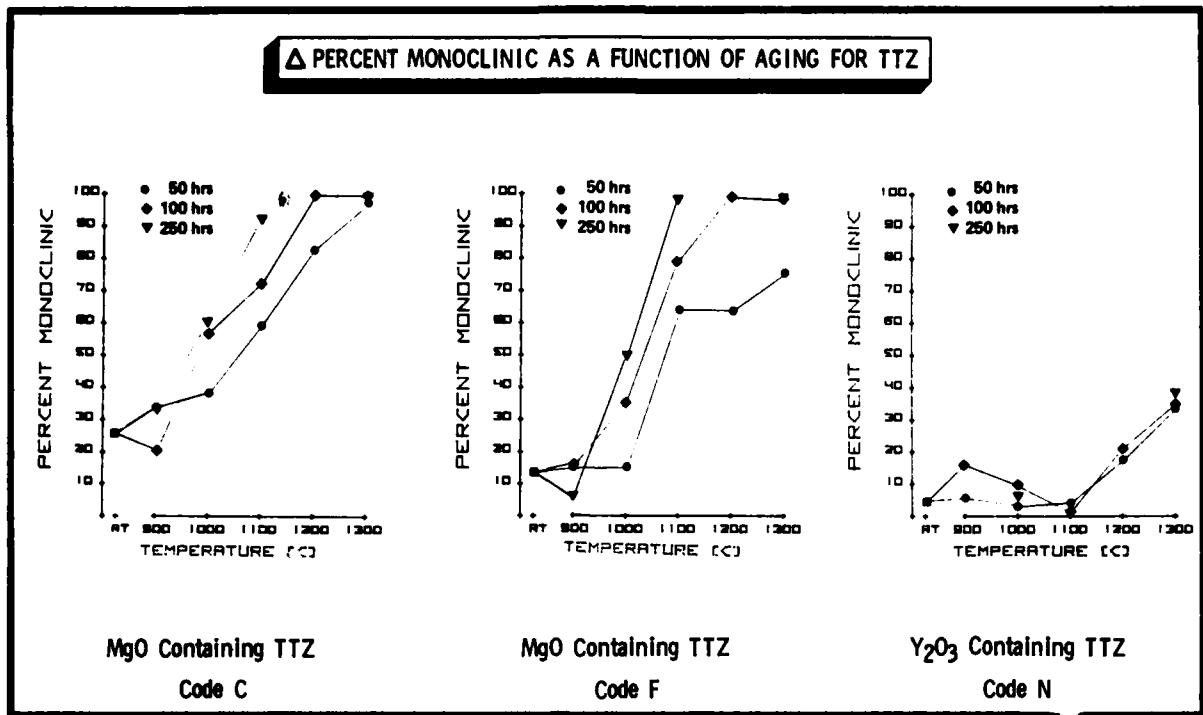


Figure 6.

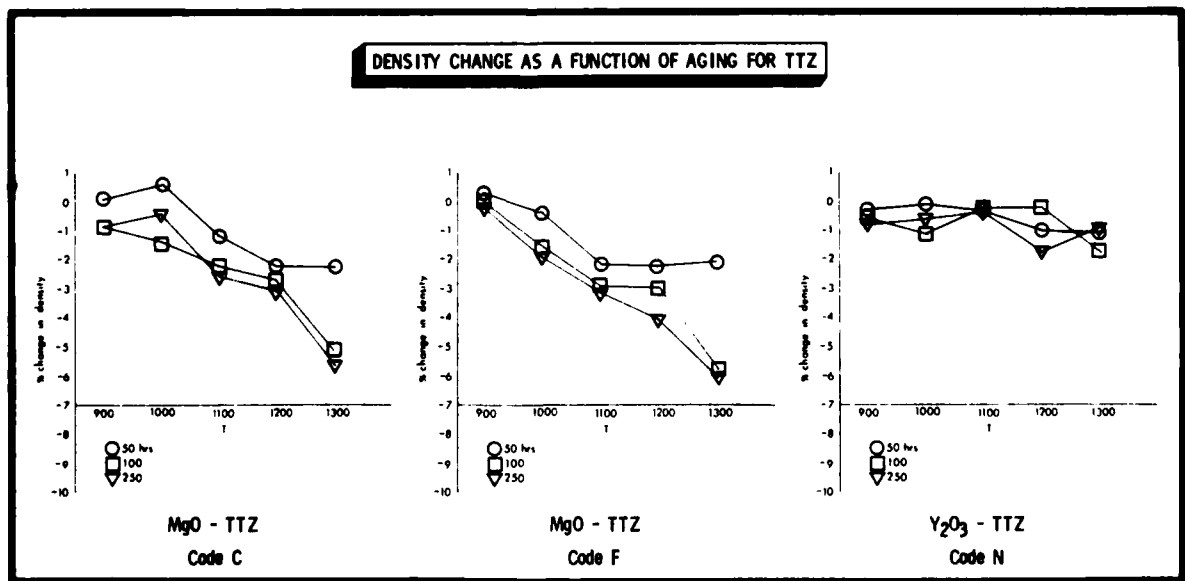


Figure 7.

**EFFECT OF AGING ON PROPERTIES OF
TTZ WITH MgO ADDITIONS**

	RT MOR (MPa)	K _{1C} (MN/m ^{3/2})	MOE (GPa)
AS-RECEIVED	592	7.9	227
AGED 100 hr @ 1000°C	395	6.5	213
AGED 500 hr @ 1000°C	384	6.1	210

CODE C MATERIAL

Figure 8.

Each step on the curves represents a 24 hour interval. All samples were dead weight loaded in four point loading with 0.75 inch top and 1.50 inch bottom spans. Room temperature MOR's are shown to indicate the degree to which fracture strengths are reduced at elevated temperatures. No major evidence of static fatigue was encountered until 1200°C. However, in longer duration conventional stress-rupture testing, such behavior could well commence at lower temperatures. The failure mechanism for all of these MgO containing materials was via a creep fracture mode, with strains of 0.5 to 2.5%. In the case of material F the strains were large enough (up to 2.5%) so that the automatic shut off switch was tripped resulting in the premature test suspensions as shown on Figure 9. Creep strains of this magnitude resulted in the characteristic creep crack pattern shown in Figure 10.

In contrast, the STSR results for the Y₂O₃ containing TTZ, Figure 11, indicated that static fatigue occurred at all temperatures at which testing was carried out (800-1100°C). The mechanism appeared to be slow crack growth for temperatures at or below 1000°C, and creep fracture for temperatures above 1100°C. Where creep fracture was the predominant failure mode, high strains (0.4-0.8% at 1100°C) were encountered. It is rather surprising that material N, which showed the greatest stability of microstructure, phase composition and aid density, showed the greatest reduction in load carrying capability with time and temperature. This may be due to the fact that this material contains

0.72 wt. % Si (present as SiO₂) which is believed to be present as a grain boundary glass (6,7). If the Si, and thus the glass, can be eliminated, then it is likely that Y₂O₃ containing TTZ's should show performance equal or superior to the MgO containing materials.

SUPPLEMENTAL STRESS RUPTURE TESTS

Sufficient samples of materials C and MN were available to conduct supplemental conventional SR tests. In addition, more time was accumulated in a SR test of an early variant of material C (herein referred to as C⁻) which we reported on at last years Contractors Coordination Meeting (8). A summary of results from over 5200 hours of SR testing of eight tests bars is presented in Figure 12. Using this data, it was possible to estimate activation energies from creep in TTZ with MgO additives. (See Figure 13). Given the limited data available the activation energies of 75 Kcal/mole for material C and 100 Kcal/g mole for material MN are close enough that one can say they very likely share the same creep mechanism.

CONCLUSIONS

The conclusions of our studies to date indicate that:

1. All TTZ's investigated exhibit microstructural instabilities and degradation of strength at temperatures of 1000°C or less.
2. Microstructural and other evidence indicates that MgO containing TTZ loses its strength as the result of an over-aging process.
3. SR testing has demonstrated that MgO containing TTZ's can sustain stresses of 30 Ksi for hundreds to thousands of hours at 900°C with small strains.
4. One variety of Y₂O₃ containing TTZ, which shows little microstructural evidence of aging, in fact has a greater time-temperature dependance of strength than the MgO containing TTZ's. Since this may be the consequence of a Si impurity (and resultant grain boundary glass), significant improvement of the high temperature mechanical properties of this material may be possible by elimination of the Si impurity.

STSR PLOTS FOR TTZ's WITH MgO ADDITIVES

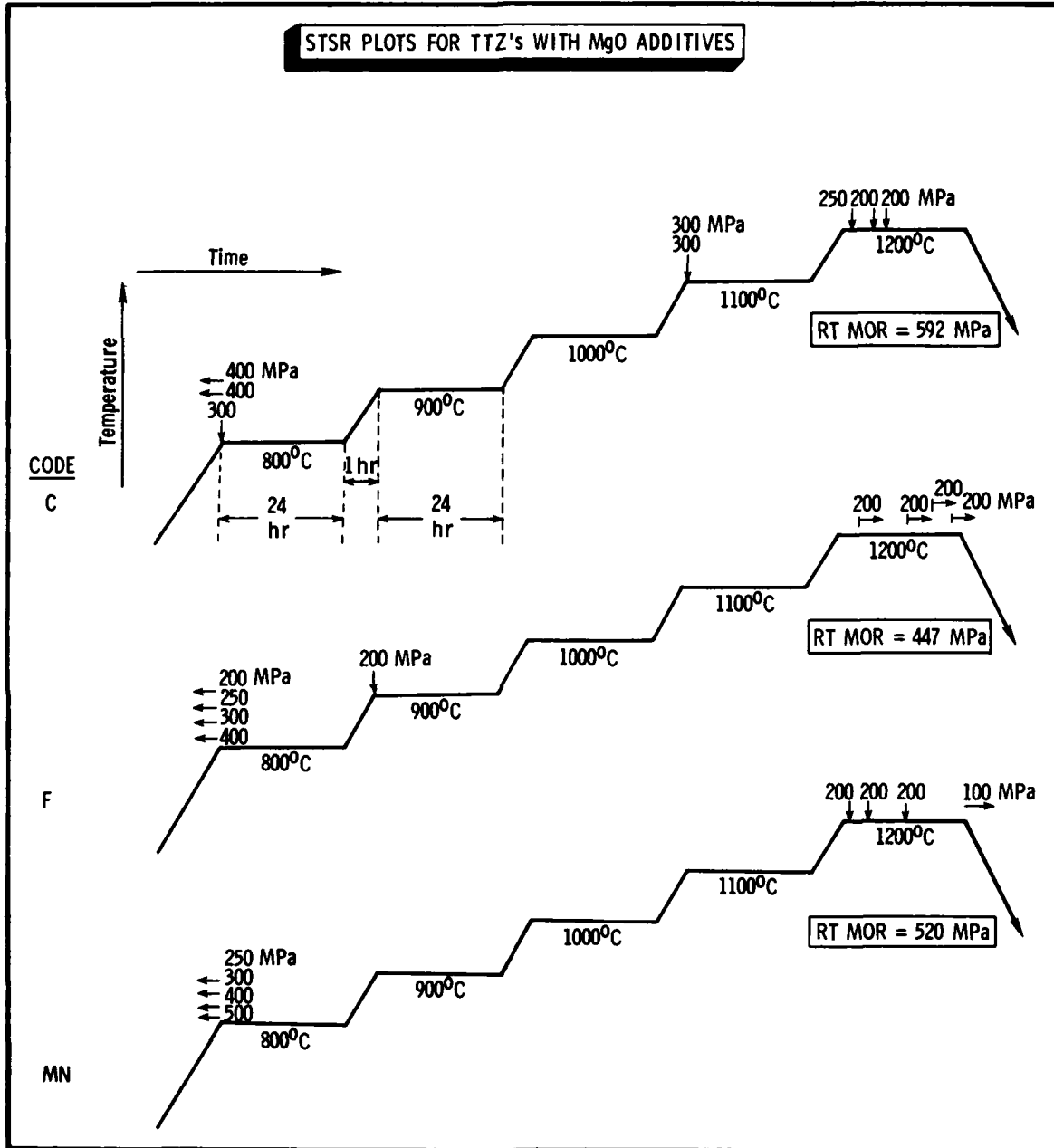
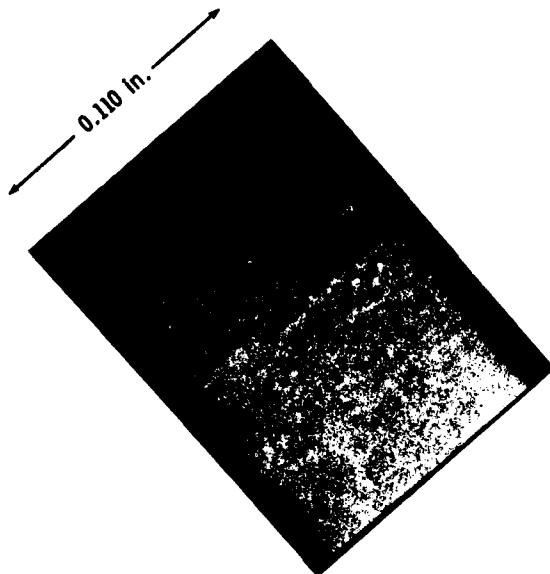


Figure 9.

TYPICAL PATTERN OF CREEP FRACTURE CRACKS ON TENSILE SURFACE OF MgO ADDITIVE TTZ



MATERIAL F, AFTER COMPLETION OF A STSR TEST INCLUDING THE FULL 24 HOURS AT 1200°C. TOTAL STRAIN CALCULATED FROM SPECIMEN CURVATURE, WAS 2.5%

Figure 10.

STSR PLOT FOR TTZ WITH A Y₂O₃ ADDITIVE

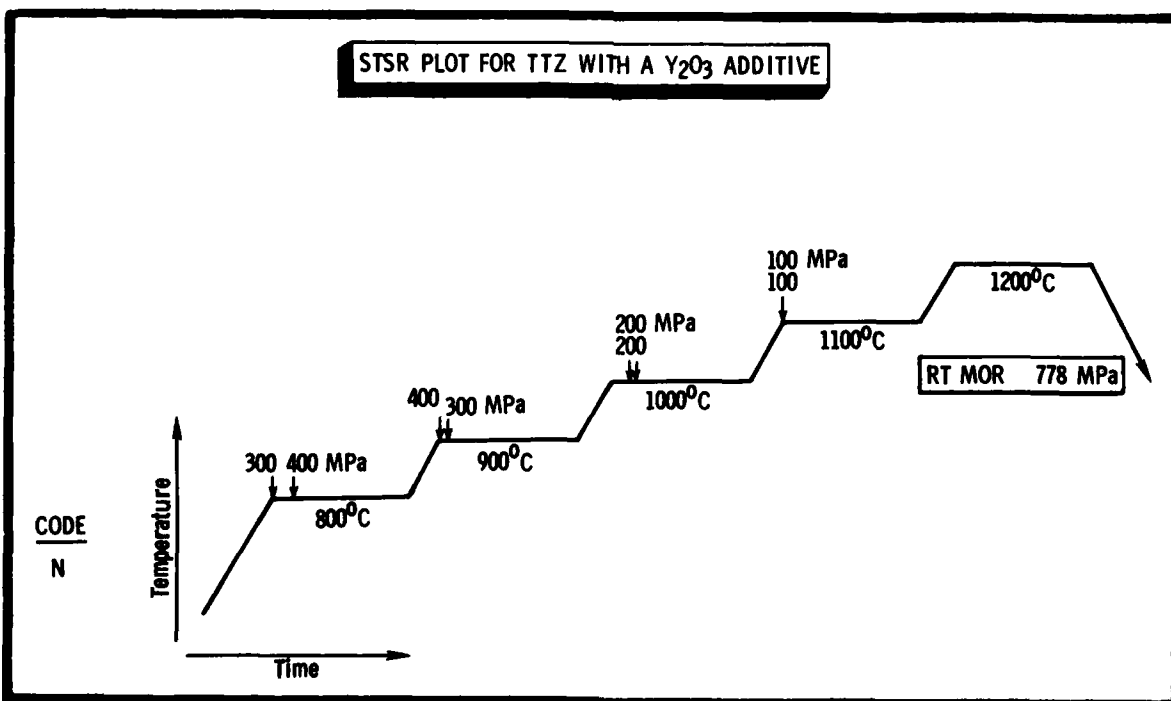


Figure 11.

STRESS-RUPTURE RESULTS OF TESTS ON MgO ADDITIVE TTZ's					
CODE	STRESS (MPa)	TEMP. (°C)	TIME (hrs)	ϵ (%)	COMMENT
C	200	900	501+	0.04	SAMPLE SURVIVED, TEST TERMINATED
	200	1000	511+	0.23	SAMPLE SURVIVED, TEST TERMINATED
	200	1100	125	1.03	SPECIMEN DEFORMED SUFFICIENT TO TRIP MICROSWITCH - NO FAILURE
	200	1200	26	0.96	FAILURE
MN	200	900	502	NEG.	SAMPLE SURVIVED, TEST TERMINATED
	200	1000	502	0.58	SAMPLE SURVIVED, TEST TERMINATED
	200	1100	73	1.62	FAILURE
C'	200	900	3020	0.20	SAMPLE SURVIVED, MOR IN FAST FRACT AT RT + 55% OF AVE. AS-RECEIVED, RT MOR

Figure 12.

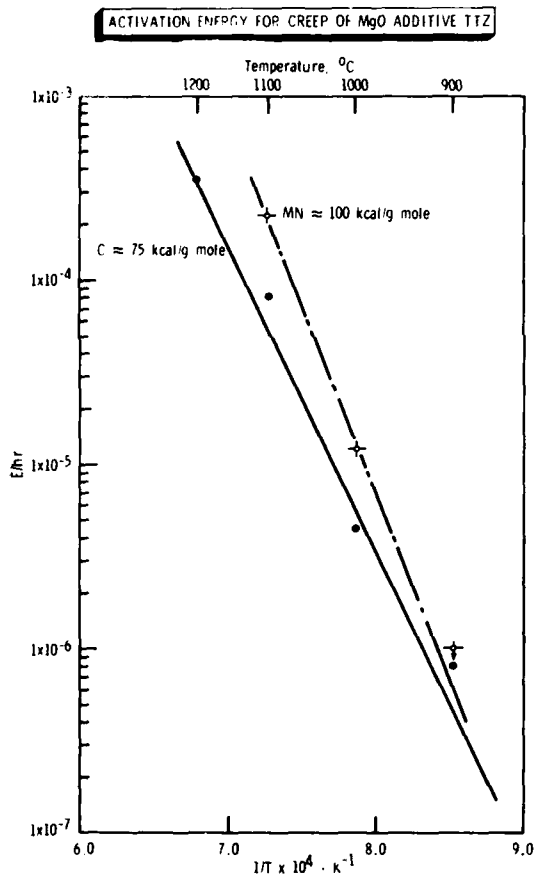


Figure 13.

ACKNOWLEDGMENT

This work was supported by the Department of Energy under an interagency agreement with AMMRC (DOE LA Noi DE-A101-77CS51017). The authors would also like to thank Drs. Brian Lawn and A. C. Gonzalez of the National Bureau of Standards for their assistance in obtaining the fracture toughness measurements.

REFERENCES

- Katz, R. N. and Lenoë, E. M., "Ceramics for Light Duty Diesel Engines: Preliminary Results a Technology Assessment", in the 19th Summary Report: Automotive Technology Development Contractors Coordination Meeting. DOE Report #CONF 811090 (October 1981) pp. 511 ff.
- Tien, T. Y. Presentation in this session
- Quinn, G. D., "Characterization of Turbine Ceramics After Long-Term Environmental Exposure", AMMRC TR-80-15, April 1980.
- Chantikul, P., Anstis, G. K., Lawn, B. R., and Marshall, D. B., *Journal of American Ceramic Society*, **64** (1981) pp. 539-543
- Quinn, G. D. and Katz, R. N., *American Ceramic Society Bulletin*, **51** (1978), p.1057-1058
- Larsen, D. C. and Adams J. W., "Property Screening and Evaluation of Ceramic Turbine Materials" ITT Research Institute, Interim Technical Report #12, U.S. Air Force Contract #F33615-79-C-5100
- Heuer, A. H., "Microscopy Studies of Transformation Toughening" Presented at the New England Section of the American Ceramic Society Topical Meeting on Ceramic Composites, October 3-4 1983, Cape Code, MA
- Katz, R. N. and Lenoë E. M., "Ceramic Technology Progress Report - DOE/AMMRC Ceramic Materials Program", SAE Publication P-120, April, 1983, Page 199 ff.

DISTRIBUTION LIST

No. of Copies	To	No. of Copies	To
12	Commander, Defense Technical Information Center, Cameron Station, Building 5, 5010 Duke Street, Alexandria, VA 22314		Commander, U.S. Air Force Wright Aeronautical Laboratories, Wright-Patterson Air Force Base, OH 45433
1	National Technical Information Service, 5285 Port Royal Road, Springfield, VA 22161	1	ATTN: AFWAL/MLLM, Dr. N. Tallan
	Director, Defense Advanced Research Projects Agency, 1400 Wilson Boulevard, Arlington, VA 22209	1	AFWAL/MLLM, Dr. H. Graham
1	ATTN: Dr. B. Wilcox	1	AFWAL/MLLM, Dr. R. Ruh
1	Haj S. Wax	1	AFWAL/MLLM, Dr. A. Katz
1	Dr. W. Snowdon	1	AFWAL/MLLM, Mr. K. S. Mazdiyasi
	Battelle Columbus Laboratories, Metals and Ceramics Information Center, 505 King Avenue, Columbus, OH 43201	1	Aero Propulsion Labs, Mr. R. Marsh
1	ATTN: Mr. Winston Duckworth		National Aeronautics and Space Administration, Washington, DC 20546
1	Dr. D. Niesz	1	ATTN: Mr. C. Bush
1	Dr. R. Willis	1	AFSS-AD, Office of Scientific and Technical Information
	Deputy Chief of Staff, Research, Development, and Acquisition, Headquarters, Department of the Army, Washington, DC 20301		National Aeronautics and Space Administration, Lewis Research Center, 21000 Brookpark Road, Cleveland, OH 44135
1	ATTN: DAMA-PPP, Mr. R. Vawter	1	ATTN: J. Accurio, USAMRDL
	Commander, Army Research Office, P.O. Box 12211, Research Triangle Park, NC 27709	1	Dr. H. B. Probst, MS 49-1
1	ATTN: Information Processing Office	1	Mr. S. Dutta
1	Dr. G. Mayer		National Aeronautics and Space Administration, Langley Research Center, Hampton, VA 23665
1	Dr. P. Parrish	1	ATTN: Mr. J. Buckley, Mail Stop 387
	Commander, U.S. Army Missile Command, Redstone Arsenal, AL 35898		Department of Energy, Division of Transportation, 20 Massachusetts Avenue, N.W., Washington, DC 20545
1	ATTN: Technical Library	1	ATTN: Mr. Robert Schultz (TEC)
1	DRSMI-TB, Redstone Scientific Information Center		Department of Transportation, 400 Seventh Street, S.W., Washington, DC 20590
	Commander, U.S. Army Aviation Research and Development Command, 1300 Goodfellow Boulevard, St. Louis, MO 63120	1	ATTN: Mr. M. Lauriente
1	ATTN: DRDAV-EGX		National Bureau of Standards, Washington, DC 20234
1	DRDAV-QE	1	ATTN: Dr. S. Wiederhorn
1	Technical Library		National Research Council, National Materials Advisory Board, 2101 Constitution Avenue, Washington, DC 20418
	Commander, U.S. Army Tank-Automotive Command, Warren, MI 48090	1	ATTN: D. Groves
1	ATTN: Dr. W. Bryzik	1	R. M. Spriggs
1	Mr. W. Wheelock		Admiralty Materials Technology Establishment, Polle, Dorset BH16 6JU, UK
1	D. Rose	1	ATTN: Dr. D. Godfrey
1	DRSTA-ZSK	1	Dr. M. Lindley
1	DRSTA-UL, Technical Library		AiResearch Manufacturing Company, AiResearch Casting Company, 2525 West 190th Street, Torrance, CA 90505
1	DRSTA-R	1	ATTN: Mr. K. Styhr
	Commander, U.S. Army Armament Materiel Readiness Command, Rock Island, IL 61299		AiResearch Manufacturing Company, Materials Engineering Dept., 111 South 34th Street, P.O. Box 5217, Phoenix, AZ 85010
1	ATTN: Technical Library	1	ATTN: Mr. D. W. Richerson, MS 93-393/503-44
	Commander, U.S. Army Mobility Equipment Research and Development Command, Fort Belvoir, VA 22060		AVCO Corporation, Applied Technology Division, Lowell Industrial Park, Lowell, MA 01887
1	ATTN: DRDME-EM, Mr. P. Arnold	1	ATTN: Dr. T. Vasilos
	Commander, U.S. Army Foreign Science and Technology Center, 222 7th Street, N.E., Charlottesville, VA 22901		Carborundum Company, Research and Development Division, P.O. Box 1054, Niagara Falls, NY 14302
1	ATTN: Military Tech, Mr. S. Mingledorf	1	ATTN: Dr. J. A. Coppola
	Director, Eustis Directorate, U.S. Army Mobility Research and Development Laboratory, Fort Eustis, VA 23604		Case Western Reserve University, Department of Metallurgy, Cleveland, OH 44106
1	ATTN: Mr. C. Robinson, DAVDL-E-MOS (AVRADCOM)	1	ATTN: Prof. A. H. Heuer
1	Mr. J. Lane		Cummins Engine Company, Columbus, IN 47201
	Chief of Naval Research, Arlington, VA 22217	1	ATTN: Mr. R. Kamo
1	ATTN: Code 471	1	Dr. J. Patton
1	Dr. A. Diness		Electric Power Research Institute, P.O. Box 10412, 3412 Hillview Avenue, Palo Alto, CA 94304
1	Dr. R. Pohanka	1	ATTN: Dr. A. Cohn
	Naval Research Laboratory, Washington, DC 20375		European Research Office, 223 Old Marylebone Road, London, NW1 - 5the, England
1	ATTN: Mr. P. Rice	1	ATTN: Dr. F. Roth
	Headquarters, Naval Air Systems Command, Washington, DC 20360	1	LT COL James Kennedy
1	ATTN: Code 3203		
1	Code NAT-042M		
1	Mr. J. Macklin		
	Commander, U.S. Air Force of Scientific Research, Building 410, Bolling Air Force Base, Washington, DC 20332		
1	ATTN: Dr. D. Ulrich		

AD UNCLASSIFIED
UNLIMITED DISTRIBUTION

Army Materials and Mechanics Research Center,
Watertown, Massachusetts 02172
TIME-TEMPERATURE DEPENDENCE OF THE
STRENGTH OF COMMERCIAL ZIRCONIA CERAMICS -
Liselotte J. Schioler, George D. Quinn,
and R. Nathan Katz

Technical Report AMMRC TR 84-16, April 1984, 11 pp -
Zirconium oxides
Heat engines
Mechanical properties
illus., Interagency Agreement DE-AE-101-77 CS51017,
AMCMS Code 69Z00R.8891

The unusual combination of attractive properties exhibited by transformation toughened zirconias (TTZ's) has focused attention on them as leading candidates for application in the adiabatic Diesel engine. These materials are age-hardened ceramic alloy systems and as such they are likely to be susceptible to overaging and loss of strength at long times at high temperatures. This paper presents preliminary data on the microstructural, phase and dimensional stability of aged TTZ's together with some data on the effects of aging on strength, toughness and modulus. Stress rupture data on TTZ's with both MgO and Y₂O₃ additions show a considerable decrease in load carrying ability at temperatures of 800°C and above.

AD UNCLASSIFIED
UNLIMITED DISTRIBUTION

Army Materials and Mechanics Research Center,
Watertown, Massachusetts 02172
TIME-TEMPERATURE DEPENDENCE OF THE
STRENGTH OF COMMERCIAL ZIRCONIA CERAMICS -
Liselotte J. Schioler, George D. Quinn,
and R. Nathan Katz

Technical Report AMMRC TR 84-16, April 1984, 11 pp -
Zirconium oxides
Heat engines
Mechanical properties
illus., Interagency Agreement DE-AE-101-77 CS51017,
AMCMS Code 69Z00R.8891

The unusual combination of attractive properties exhibited by transformation toughened zirconias (TTZ's) has focused attention on them as leading candidates for application in the adiabatic Diesel engine. These materials are age-hardened ceramic alloy systems and as such they are likely to be susceptible to overaging and loss of strength at long times at high temperatures. This paper presents preliminary data on the microstructural, phase and dimensional stability of aged TTZ's together with some data on the effects of aging on strength, toughness and modulus. Stress rupture data on TTZ's with both MgO and Y₂O₃ additions show a considerable decrease in load carrying ability at temperatures of 800°C and above.

AD UNCLASSIFIED
UNLIMITED DISTRIBUTION

Army Materials and Mechanics Research Center,
Watertown, Massachusetts 02172
TIME-TEMPERATURE DEPENDENCE OF THE
STRENGTH OF COMMERCIAL ZIRCONIA CERAMICS -
Liselotte J. Schioler, George D. Quinn,
and R. Nathan Katz

Technical Report AMMRC TR 84-16, April 1984, 11 pp -
Zirconium oxides
Heat engines
Mechanical properties
illus., Interagency Agreement DE-AE-101-77 CS51017,
AMCMS Code 69Z00R.8891

The unusual combination of attractive properties exhibited by transformation toughened zirconias (TTZ's) has focused attention on them as leading candidates for application in the adiabatic Diesel engine. These materials are age-hardened ceramic alloy systems and as such they are likely to be susceptible to overaging and loss of strength at long times at high temperatures. This paper presents preliminary data on the microstructural, phase and dimensional stability of aged TTZ's together with some data on the effects of aging on strength, toughness and modulus. Stress rupture data on TTZ's with both MgO and Y₂O₃ additions show a considerable decrease in load carrying ability at temperatures of 800°C and above.

AD UNCLASSIFIED
UNLIMITED DISTRIBUTION

Army Materials and Mechanics Research Center,
Watertown, Massachusetts 02172
TIME-TEMPERATURE DEPENDENCE OF THE
STRENGTH OF COMMERCIAL ZIRCONIA CERAMICS -
Liselotte J. Schioler, George D. Quinn,
and R. Nathan Katz

Technical Report AMMRC TR 84-16, April 1984, 11 pp -
Zirconium oxides
Heat engines
Mechanical properties
illus., Interagency Agreement DE-AE-101-77 CS51017,
AMCMS Code 69Z00R.8891

The unusual combination of attractive properties exhibited by transformation toughened zirconias (TTZ's) has focused attention on them as leading candidates for application in the adiabatic Diesel engine. These materials are age-hardened ceramic alloy systems and as such they are likely to be susceptible to overaging and loss of strength at long times at high temperatures. This paper presents preliminary data on the microstructural, phase and dimensional stability of aged TTZ's together with some data on the effects of aging on strength, toughness and modulus. Stress rupture data on TTZ's with both MgO and Y₂O₃ additions show a considerable decrease in load carrying ability at temperatures of 800°C and above.