

COPY RESOLUTION TEST CHART

AD-A146 561

12

AD-E301465

DNA 6518H

**THERMAL RADIATION SOURCE TEST
FACILITY**

Field Command Test Directorate
Defense Nuclear Agency
Kirtland AFB, New Mexico 87115

1 January 1984

Handbook

APPROVED FOR PUBLIC RELEASE;
DISTRIBUTION UNLIMITED.

Prepared for
Director
DEFENSE NUCLEAR AGENCY
Washington, DC 20305

DTIC
ELECTE
OCT 16 1984
B

DTIC FILE COPY

84 08 14 159

Destroy this report when it is no longer
needed. Do not return to sender.

PLEASE NOTIFY THE DEFENSE NUCLEAR AGENCY,
ATTN: STTI, WASHINGTON, D.C. 20305, IF
YOUR ADDRESS IS INCORRECT, IF YOU WISH TO
BE DELETED FROM THE DISTRIBUTION LIST, OR
IF THE ADDRESSEE IS NO LONGER EMPLOYED BY
YOUR ORGANIZATION.



UNCLASSIFIED

SECURITY CLASSIFICATION OF THIS PAGE (When Data Entered)

REPORT DOCUMENTATION PAGE		READ INSTRUCTIONS BEFORE COMPLETING FORM
1. REPORT NUMBER DNA 6518H	2. GOVT ACCESSION NO. AD-A146561	3. RECIPIENT'S CATALOG NUMBER
4. TITLE (and Subtitle) Thermal Radiation Source Test Facility Kirtland Air Force Base, New Mexico		5. TYPE OF REPORT & PERIOD COVERED Handbook
		6. PERFORMING ORG. REPORT NUMBER
7. AUTHOR(s) William F. Taylor, LCDR, USN		8. CONTRACT OR GRANT NUMBER(s)
9. PERFORMING ORGANIZATION NAME AND ADDRESS Field Command Test Directorate Defense Nuclear Agency Kirtland AFB, New Mexico 87115		10. PROGRAM ELEMENT, PROJECT, TASK AREA & WORK UNIT NUMBERS
11. CONTROLLING OFFICE NAME AND ADDRESS Director Defense Nuclear Agency Washington, D.C. 20305		12. REPORT DATE 1 January 1984
		13. NUMBER OF PAGES 32
14. MONITORING AGENCY NAME & ADDRESS (if different from Controlling Office)		15. SECURITY CLASS (of this report) UNCLASSIFIED
		15a. DECLASSIFICATION/DOWNGRADING SCHEDULE
16. DISTRIBUTION STATEMENT (of this Report) Approved for public release: Distribution unlimited		
17. DISTRIBUTION STATEMENT (of the abstract entered in Block 20, if different from Report)		
18. SUPPLEMENTARY NOTES		
19. KEY WORDS (Continue on reverse side if necessary and identify by block number) Thermal Radiation Source Thermal Test Facility		
20. ABSTRACT (Continue on reverse side if necessary and identify by block number) This report describes the Thermal Radiation Source (TRS) Test Facility at Kirtland AF Base, New Mexico. It lists the instrumentation and equipment available for use by DOD and other government agencies studying the effects produced by nuclear weapons.		

DD FORM 1473
1 JAN 73

EDITION OF 1 NOV 65 IS OBSOLETE

UNCLASSIFIED

SECURITY CLASSIFICATION OF THIS PAGE (When Data Entered)

PREFACE

This report describes the Thermal Radiation Source (TRS) Test Facilities at Kirtland Air Force Base, New Mexico. It gives the output spectrum, and the rise and decay times of the output pulse. This report lists the instrumentation available for use by DOD and other government agencies and delineates the user responsibilities.

Accession For	
NTIS GRA&I	<input checked="" type="checkbox"/>
DTIC TAB	<input type="checkbox"/>
Unannounced	<input type="checkbox"/>
Justification	
By _____	
Distribution/	
Availability Codes	
Dist	Avail and/or Special
A-1	



TABLE OF CONTENTS

<u>Section</u>		<u>Page</u>
1	INTRODUCTION - - - - -	5
	1.1 GENERAL - - - - -	5
	1.2 PURPOSE - - - - -	5
2	KIRTLAND AF BASE TRS FACILITY - - - - -	8
	2.1 OVERVIEW - - - - -	8
	2.2 OUTPUT - - - - -	8
	2.3 INSTRUMENTATION - - - - -	8
	2.4 EQUIPMENT - - - - -	12
	2.5 OPERATION - - - - -	12
3	FACILITY UTILIZATION - - - - -	18
	3.1 TESTING - - - - -	18
	3.2 RESPONSIBILITIES - - - - -	18

LIST OF ILLUSTRATIONS

<u>Figure</u>		<u>Page</u>
1	TRS site layout - - - - -	9
2	2800K black body spectrum - - - - -	10
3	Four-nozzle burn - - - - -	11
4	Equipment and administrative trailers - - - - -	13
5	Unit LOX tank - - - - -	15
6	Connection to the N ₂ tanks - - - - -	16
7	Pouring aluminum powder (loading unit) - - - - -	17
8	Target at TRS site - - - - -	19
9	Target and calorimeter - - - - -	20
10	End-on view of TRS in operation. - - - - -	21
11	Calorimeter - - - - -	22
12	TRS system (above ground) - - - - -	23
13	TRS system (below ground) - - - - -	24

LIST OF TABLES

<u>Table</u>		<u>Page</u>
1	Thermal Radiation Source Facility (TRS) - - - - -	6
2	Equipment at the Kirtland AFB TRS facility - - - - -	14

SECTION 1
INTRODUCTION

1-1 GENERAL

Defense Nuclear Agency's Field Command, located at Kirtland AFB in New Mexico, has recently upgraded its thermal test facility which is used to simulate the intense heat emitted by the fireball from a nuclear weapon explosion. Field Command operates the Thermal Radiation Source (TRS) as a service to DOD and other government agencies studying the heat effects produced by nuclear weapons. Test objects such as aircraft airframe component, communications equipment, and samples of advanced materials are subjected to the searing radiant heat produced by the thermal source.

The improved facility can accommodate test objects up to 30 feet long and includes a computerized data acquisition system for recording 400 separate measurements simultaneously. Three hundred and twenty megawatts of heat are produced by a four-nozzle flame thrower-like device which burns a flowing mixture of liquid oxygen and powdered aluminum. In a vertical orientation of the nozzles it produces a wall of flame 30 feet wide and 20 feet high burning at 4700 degrees Fahrenheit. The heat is sufficient to melt aluminum and to cause test objects to burst into flame. The data gathered is used to evaluate damage and survivability in a nuclear environment.

The thermal test facility was first established in 1979 and used large exploding bags of oxygen gas and powdered aluminum to produce heat. Preparation of the bags was a slow process requiring several days between tests. Since that time FCDNA has improved the device by replacing the bags with nozzles which require only 1½ hours preparation between tests. The heat output of the nozzles is also adjustable by varying the length of operation, which is a few seconds for a typical test. The new simulator is less expensive to operate and can accommodate a greater variety of test requirements.

Table 1 gives a summary of the facts and capabilities of the KAFB TRS facility.

1-2 PURPOSE

The Thermal Radiation Source simulates the radiant heat emitted by the fireball from a nuclear weapon. The TRS is unique among presently available thermal simulators (e.g., lamps and solar facilities) in that large test objects -

Table 1. Thermal Radiation Source Facility (TRS).

Facts and Capabilities

GENERAL

- Site Size - 7 Acres
- Site Completion Date - October 1982
- Site Cost - \$300,000.00
- Site Altitude - 5,800 feet
- Security Support & Administration - Planned 8 foot chain link fence
- 320 Sq Ft office space available
- One Class "A" telephone line
- 640 Sq Ft out of weather storage

- Test Bed - Outdoor
- 8,000 Sq Ft (paved by June 1984)

- Data Acquisition - 400 channels available
- 12 movable asymptotic calorimeters
- 1 mv to 100 mv signals can be processed (w/o conditioning.)
- PDP 11/24 computer used for processing
- Data can be plotted in either Raw Engineering Units or Voltage (calibrated).

TECHNICAL

- Operation - 4 upward directed nozzles
- Flowing liquid oxygen and aluminum powder flame at each nozzle
- Flow rates per nozzle:
 - LOX 5 liters/sec
 - AL 5 Kg/sec
- Variable spacing of nozzles up to 10 feet separation

- Output - 70 Cal/Cm²/sec
- 3000 degrees K
- .75 second risetime
- Pulse duration adjustable up to 5 seconds in length
- 60 megawatts of radiant heat produced at each nozzle

TRS RECENT TEST HISTORY

US ARMY TACTICAL TIRES	DECEMBER 1982
BOEING MILITARY AIRCRAFT CO.	JANUARY 1983
B1-B COMPONENTS	APRIL 1983

up to 30 feet long by 12 feet high - can be accommodated. The TRS test facility is operated by DNA for use by government agencies and their contractors who are involved in nuclear weapons effects testing.

SECTION 2

KIRTLAND AF BASE TRS FACILITY

2.1 OVERVIEW

The Thermal Radiation Source (TRS) facility is located 8 miles south of the Kirtland Air Force main base on 7 acres. The test pad area is 8000 ft²; a telephone, 110 V ac power, and limited office and storage facilities are available. Figure 1 is a sketch of the test facility layout. The normal military base security; housing and eating facilities are available on Kirtland and in Albuquerque.

2.2 OUTPUT

A flux of up to 70 cal/cm²/s can be delivered by the TRS to a test object. The emission spectrum of the TRS is very similar to that of a black body at a temperature of 2800 K (Figure 2). Consequently the TRS is limited as a simulator by being somewhat cooler (emitting at longer wavelengths) than a nuclear fireball (6000 K). The thermal output pulse of the TRS approximates a square-wave with a 0.75-second rise time and a similar decay time. Each nozzle produces 60 megawatts of radiant heat. The pulse duration is adjustable up to about 5 seconds in length. Figure 3 shows a four-nozzle burn.

2.3 INSTRUMENTATION

The TRS test facility includes 2 weather stations with readout of wind, temperature, pressure, and pressure trend for monitoring wind conditions, 12 movable asymptotic calorimeters for measuring thermal flux, and a 400-channel data acquisition system for user-installed instrumentation. Twelve oscilloscopes with cameras are also available for recording data. Up to 400 signals can be amplified, converted from analog to digital, and multiplexed into 3 channels. Of these, 200 channels can be conditioned for use with bridge-type gages that require excitation voltages. Signal amplitudes from 1 mV to 100 mV can be processed without conditioning. The digital sampling rate is 118 per second with a 10-bit amplitude resolution. An automatic calibration sequence inserts a series of known voltages into the amplifiers. The multiplexed data is recorded in duplicate on two 14-track analog magnetic tape recorders. Data can be plotted in either raw, engineering units or voltage (calibrated).

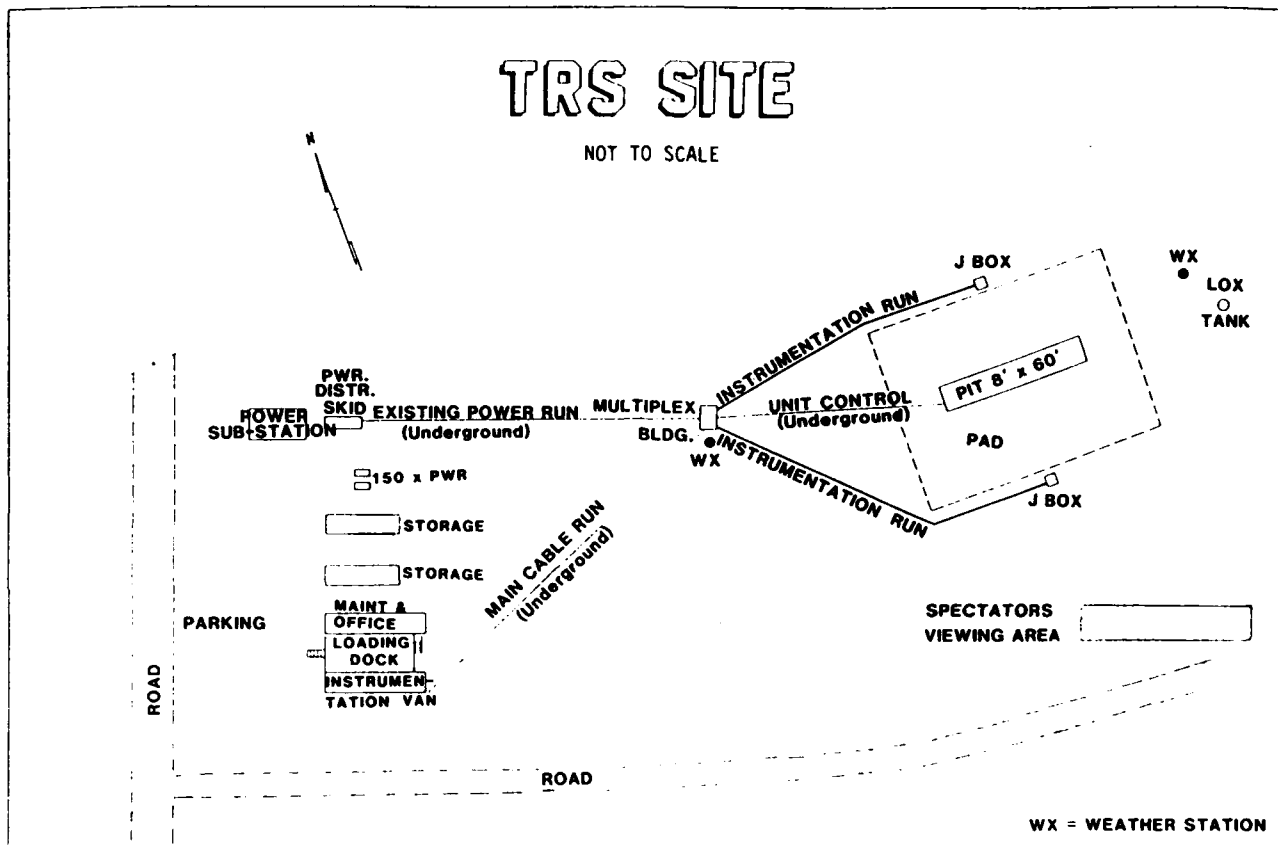


Figure 1. TRS site layout.

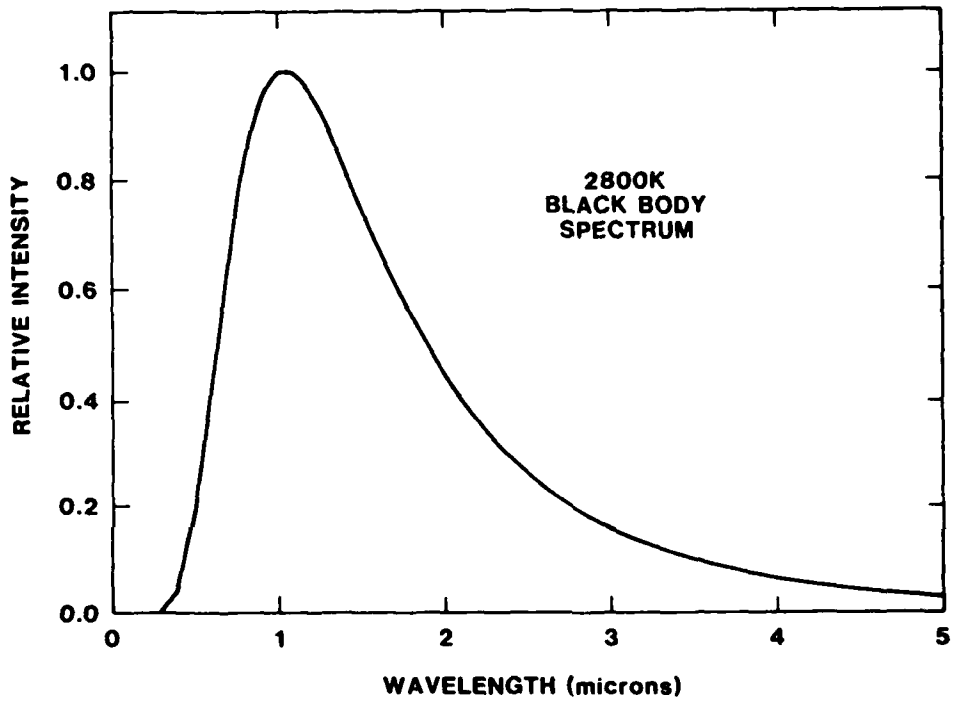


Figure 2. 2800K black body spectrum.




Figure 3. Four-nozzle burn.

The user is provided the magnetic tape and the plots as desired. Two identical video taping systems, complete with diagnostic timing, are available at the TRS site. Figure 4 is a view of the equipment and administrative trailers.

2.4 EQUIPMENT

Table 2 lists the various recorders, oscilloscopes, cameras, etc., available at the Kirtland facility.

2.5 OPERATIONS

The TRS operates on an outdoor test bed and consists of a linear array of four upward-directed nozzles each of which produces a flame 2 meters in diameter and 6 meters high. Heat is produced by the chemical reaction between flowing liquid oxygen and aluminum powder. Flow rates are 5 liter/s and 5 kg/s for LOX and aluminum, respectively, per nozzle. The nozzles are moveable such that the spacing between them can be varied from 3 feet up to 10 feet. Figures 5 and 6 show the LOX tanks and the underground plumbing for the system. Figure 7 shows the aluminum powder being put into the system.



Figure 4. Equipment and administrative trailers.

Table 2. Equipment at the Kirtland AFB TRS facility.

Sony Model DXC-1610 Color Video Cameras	2 ea.
VTG-33 Video Timers	2 ea.
JVC Mod CR-6060/U Video Recorder	1 ea.
Sony UMHTIC S Video Recorder	1 ea.
Mod R-454A Tektronix Oscilloscopes	12 ea.
C-32 Synchro Electronics Cameras	12 ea.
C-30 Series Camera Roll Film Backs	12 ea.
Sangamo 4700 14-track recorders	2 ea.
SAI Digital Multiplex Units	3 ea.
(Total of 400 channel capability)	
Aydin PCM Bit Synchronizer	1 ea.
Aydin PCM Frame Synchronizer	1 ea.
TU-10 9-channel Digital Tape Records	2 ea.
PDP 11/24 Digital Computer (a -124K Memory)	1 ea.
Mod DSD 440 120 Disc Drive Unit	1 ea.
Heath/Zenith Digital Weather Computers	2 ea.
Motorola Maxar UHF Base Station	1 ea.
Motorola HT220 Field Radios	10 ea.
Tektronix 4006-1 Terminal Unit	1 ea.
Versatic Copier	1 ea.
Hewlett/Packard 3603A Tape Degausser	1 ea.
CEC Type 1-184 Zero Suppression Amplifier	14 ea.
Medtherm Mod 64-250-14 Calorimeters	45 ea.
Assorted Test Equipment to Maintain Electronics Equipment.	




Figure 5. Unit LOX tank.




Figure 6. Connection to the N₂ tanks.




Figure 7. Pouring aluminum powder
(loading unit).

SECTION 3
FACILITY UTILIZATION

3.1 TESTING

The TRS can be fired several times a day with a turnaround time of 1½ hours between shots. Since the TRS is located outdoors, weather is a consideration in planning tests. It is generally desirable to conduct tests when winds are below 8 mi/h. The TRS thermal output has a nominal variability of ± 10% from shot to shot under calm winds. Figures 8, 9, and 10 show 2 different types of targets. Figure 11 shows the typical calorimeter setup used on the test site.

Several portable TRS have been used in conjunction with large DNA high explosive test at White Sands Missile Range, NM.

A portable version of the Thermal Radiation Source (Figures 12 and 13) was taken to the White Sands Missile Range for use on a DNA-sponsored high explosive test scheduled for September 1981. The MILL RACE event involved 5 separate thermal sources which were fired simultaneously along with a charge of 600 tons of conventional explosives. With this combination the synergistic effects of heat and blast from a nuclear explosion was simulated and studied. The test was highly successful and resulted in DNA experiencing an increased demand from DOD agencies for combined thermal and blast testing of military equipment.

3.2 RESPONSIBILITIES

FCDNA provides the following: personnel to operate the TRS and the data acquisition system, a limited number of calorimeters (about 12) to measure the flux field on each test, a limited amount of video recording and documentary photography. The user provides the following: test samples, gages, labor and material to install gages and connect them to field junction boxes, and technical photography. User costs are worked out between FCDNA and the user. For more information contact personnel at the TRS Facility: Phone 505-846-6305 or write Commander, Field Command, DNA, Attn: FCTOS, Kirtland Air Force Base, New Mexico 87115.




Figure 8. Target at TRS site.




Figure 9. Target and calorimeter.



Figure 10. End-on view of TRS in operation. Test objects on left side of photo are smoking and bending from exposure to intense heat.




Figure 11. Calorimeter.




Figure 12. TRS system (above ground).



Figure 13. TRS system (below ground).

DISTRIBUTION LIST

DEPARTMENT OF DEFENSE

Assistant to the Secretary of Defense
Atomic Energy
ATTN: Executive Assistant

Commander-in-Chief, Atlantic
ATTN: J7

Defense Advanced Rsch Proj Agency
ATTN: NMRO, G. Bulin
ATTN: Dir, Strat Tech Off
ATTN: NMRO
ATTN: PMO
ATTN: H. Winsor

Defense Communications Agency
ATTN: Code 510

Defense Electronic Supply Center
ATTN: DEFC-ESA

Defense Intelligence Agency
ATTN: DB-4C, Rsch, Phys Vuln Br
ATTN: DB-4C2, C. Wiehle
ATTN: RTS-2A, Tech Lib

Defense Nuclear Agency
ATTN: NATD
ATTN: STSP
ATTN: STRA
ATTN: SPTD
ATTN: SPSS
ATTN: STNA
ATTN: SPAS
ATTN: NATA
ATTN: RAAE, H. Fitz, Jr
ATTN: RAAE, W. McKechney
4 cy ATTN: STTI/CA

Defense Technical Information Center
12 cy ATTN: DD

Dep Under Secretary of Defense
Comm, Cmd, Cont & Intell
ATTN: Principal DASD, C3I, H. Van Trees

Department of Defense Explo Safety Board
ATTN: Chairman

Field Command
Defense Nuclear Agency, Det 1
Lawrence Livermore Lab
ATTN: FC-1

Field Command
Defense Nuclear Agency
ATTN: FCT
ATTN: FCTT, W. Summa
ATTN: FCTT
ATTN: FCTXE
ATTN: FCTEI
ATTN: FCTD
ATTN: FCTP
ATTN: FCPR

DEPARTMENT OF DEFENSE (Continued)

Field Command Test Directorate
ATTN: FCTC

Interservice Nuclear Weapons School
ATTN: TTV

Joint Chiefs of Staff
ATTN: SAGA
ATTN: J-5, Nuclear Division/Strategy Div
ATTN: GD50, J-5 Force Plng & Prog Div

Joint Strat Tgt Planning Staff
ATTN: JLK, DNA Rep
ATTN: JPST
ATTN: JLKC
ATTN: JLKS

Under Secy of Def for Rsch & Engrg
ATTN: Engr Tech, J. Persh
ATTN: Strategic & Space Sys (OS)

DEPARTMENT OF THE ARMY

Atmospheric Sciences Laboratory
ATTN: DELAS-EO

BMD Advanced Technology Center
ATTN: ATC-T, M. Capps
ATTN: ATC-O, F. Hoke
ATTN: ICRDABH-X

BMD Program Office
ATTN: DACS-BMT
ATTN: DACS-BMZ

BMD Systems Command
ATTN: BMDS-C, E. Williams
ATTN: BMDS-NW
ATTN: BMDS-HW
ATTN: BMDS-C-H, N. Hurst

Chief of Engineers
ATTN: DAEN-RDL

Harry Diamond Laboratories
ATTN: DELHD-NW-RA, L. Belliveau
ATTN: DELHD-TA-L, Tech Lib
ATTN: DELHD-NW-P
ATTN: DELHD-DTSO

US Army Armament Material Readiness Command
ATTN: MA Library

US Army Armament Rsch Dev & Cmd
ATTN: DRDAR-LCW

US Army Ballistic Research Labs
ATTN: DRDAR-BLT, J. Keefer
ATTN: DRDAR-BLA-S, Tech Lib
ATTN: DRDAR-BLT, W. Schuman
ATTN: DRDAR-BLT, W. Taylor

DEPARTMENT OF THE ARMY (Continued)

US Army Chemical School
ATTN: ATZN-CM-TPR

US Army Cold Region Res Engr Lab
ATTN: Technical Director

US Army Comm-Elec Engrg Instal Agency
ATTN: Tech Library

US Army Communications Command
ATTN: CC-OPS-WR, R. Nelson
ATTN: CC-OPS-PD
ATTN: Technical Reference Division

US Army Communications R&D Command
ATTN: DRDCO-COM-RM, L. Dorkin

US Army Electronics R&D Command
ATTN: DELET-ER

US Army Engineer Ctr & Ft Belvoir
ATTN: DT-LRC
ATTN: ATZA-DTE-ADM

US Army Engineer Div Huntsville
ATTN: HNDED-SR
ATTN: HNDED-CS, E. Williams

US Army Engineer Div Ohio River
ATTN: ORDAS-L, Tech Lib

US Army Engr Waterways Exper Station
ATTN: WESSA, W. Flathau
ATTN: Library
ATTN: WESSE
ATTN: WESSS, J. Ballard

US Army Foreign Science & Tech Ctr
ATTN: DRXST-SD

US Army Materiel Dev & Readiness Cmd
ATTN: DRXAM-TL
ATTN: DRCDE-D

US Army Mobility Equip R&D Cmd
ATTN: DRDME-WC, Tech Lib

US Army Nuclear & Chemical Agency
ATTN: MONA-OPS
ATTN: MONA-WE
ATTN: Library

US Army Tank Automotive R&D Command
ATTN: DRDTA-UL, Tech Lib

US Army TRADOC Sys Analysis Actvy
ATTN: ATAA-TDC, R. Benson

US Army Training and Doctrine Comd
ATTN: ATCD-T
ATTN: ATORI-OP

US Army White Sands Missile Range
ATTN: STEWS-FE-R
ATTN: STEWS-TE-N, T. Arellanes
ATTN: STEWS-TN-N, K. Cummings
ATTN: STEWS-TE-AN, R. Hays

DEPARTMENT OF THE ARMY (Continued)

USA Missile Command
ATTN: DRSMI-RH
ATTN: DRSMI-MSM, D. Loney

DEPARTMENT OF THE NAVY

David Taylor Naval Ship R&D Ctr
ATTN: Code L42-3, Library

Naval Air Systems Command
ATTN: AIR-360G JP-2, J. Schultz

Naval Coastal Systems Laboratory
ATTN: D. Sheppard

Naval Electronic Systems Command
ATTN: PME 117-21

Naval Facilities Engineering Command
ATTN: Code 04B

Naval Material Command
ATTN: MAT 08T-22

Naval Research Laboratory
ATTN: Code 6770
ATTN: Code 2627, Tech Lib
ATTN: Code 5584, E. Friebele
ATTN: Code 4700, W. Ali
ATTN: Code 4720, J. Davis
ATTN: Code 7780
ATTN: Code 5584, G. Sigel

Naval Surface Weapons Center
ATTN: Code E21
ATTN: Code X211, Tech Lib

Naval Surface Weapons Center
ATTN: Tech Library & Info Svcs Br
ATTN: W. Wishard

Naval Weapons Center
ATTN: Code 266, C. Austin
ATTN: Code 343, FKA6A2, Tech Svcs
ATTN: Code 3263, J. Bowen

Naval Weapons Evaluation Facility
ATTN: Code 10, Tech Lib
ATTN: R. Hughes

Ofc of the Deputy Chief of Naval Ops
ATTN: NOP 654, Strat Eval & Anal Br

Office of Naval Research
ATTN: Code 474, N. Perrone

Strategic Systems Project Office
ATTN: MSP-43, Tech Lib

DEPARTMENT OF THE AIR FORCE

Aeronautical Systems Division
ATTN: ASD/ENSSA

Air Force
ATTN: INT

DEPARTMENT OF THE AIR FORCE (Continued)

Air Force Armament Laboratory
ATTN: DLYV, J. Collins

Air Force Institute of Technology
ATTN: Library

Air Force Weapons Laboratory
ATTN: NTES-C, R. Henny
ATTN: NTED, R. Matalucci
ATTN: NTE, M. Plamondon
ATTN: SUL
ATTN: DEX
ATTN: NTES-G

Assistant Chief of Staff
Intelligence
ATTN: IN

Ballistic Missile Office
ATTN: ENSN
ATTN: SYM

Deputy Chief of Staff
Research, Development & Acq
ATTN: AFRD

Foreign Technology Division
ATTN: NIIS Library
ATTN: SDBF, S. Spring

Sacramento Air Logistics Center
ATTN: MMEAE, R. Dallinger

Space Division
ATTN: YGD, L. Doan

Strategic Air Command
ATTN: DOME
ATTN: DOCSO
ATTN: XPFS
ATTN: NRI/STINFO Library
ATTN: INAO

DEPARTMENT OF ENERGY

Albuquerque Operations Office
ATTN: Technical Library

Nevada Operations Office
ATTN: Doc Con for Technical Library

OTHER GOVERNMENT AGENCIES

Central Intelligence Agency
ATTN: OSWR/NED

Department of Commerce
National Bureau of Standards
ATTN: Sec Ofc for R. Levine

Federal Emergency Management Agency
ATTN: Ofc of Rsch/NP, D. Bensen

FOREIGN AGENCIES

Admiralty Surface Weapons Establishment
ATTN: W. Delany

FOREIGN AGENCIES (Continued)

Atomic Weapons Research Establishment
ATTN: D. Samuels

British Defense Staff
ATTN: ACOW

OTHER

Brookhaven National Laboratory
ATTN: P. Levy

DEPARTMENT OF ENERGY CONTRACTORS

University of California
Lawrence Livermore National Lab
ATTN: L-14, W. Dickinson
ATTN: Technical Info Dept Library
ATTN: B. Hudson
ATTN: L-21, D. Oakley

Los Alamos National Laboratory
ATTN: R. Brownlee
ATTN: MS 410, P. Lyons
ATTN: M. Pongratz
ATTN: R. Thorn
ATTN: Reports Library
ATTN: MS 218, P. Whalen
ATTN: C. Keller
ATTN: MS 670, J. Hopkins
ATTN: Librarian

Oak Ridge National Laboratory
ATTN: Central Rsch Library
ATTN: Civ Def Res Proj. Mr Kearny

Sandia National Laboratories
ATTN: Lib & Sec Class Div

Sandia National Laboratories
ATTN: J. Walker
ATTN: Div 9722, J. Holmes
ATTN: Org J. Bear
ATTN: Org 2330, B. Benjamin
ATTN: Org 7110, C. Broyles
ATTN: Div 1531, P. Adams
ATTN: J. Plimpton
ATTN: L. Anderson
ATTN: Tech Lib 3141
ATTN: L. Vortman

DEPARTMENT OF DEFENSE CONTRACTORS

Acurex Corp
ATTN: J. Stockton

Aerospace Corp
ATTN: L. Selzer
ATTN: Library Acquisition M1/199

Applied Theory, Inc
ATTN: J. Trulio

ARTEC Associates, Inc
ATTN: D. Baum

BDM Corp
ATTN: Corporate Lib

DEPARTMENT OF DEFENSE CONTRACTORS (Continued)

AVCO Systems Division
ATTN: W. Reinecke
ATTN: Library A830
ATTN: A. Pallone

Boeing Co
ATTN: Aerospace Library
ATTN: M/S 85/20, E. York
ATTN: R. Holmes

Boeing Co
ATTN: MS 42-37, K. Friddell
ATTN: MS 86-01, S. Durick
ATTN: MS 86-01, A. Lunde

California Research & Technology, Inc
ATTN: F. Sauer

Carpenter Research Corp
ATTN: H. Carpenter

Charles Stark Draper Lab, Inc
ATTN: Tech Library

University of Dayton
ATTN: R. Servais
ATTN: B. Wilt
ATTN: D. Gerdeman
ATTN: N. Olson

University of Denver
ATTN: Sec Officer for J. Wisotski

EG&G Wash Analytical Svcs Ctr, Inc
ATTN: Library

EG&G, Inc
ATTN: P. Zavaharo

Electro-Mech Systems, Inc
ATTN: R. Shunk

GARD
ATTN: G. Neidhardt

General Research Corp
ATTN: R. Parisse
ATTN: E. Bick

GEO Centers, Inc
ATTN: E. Marram

Georgia Institute of Technology
Attention Rsch & Security Coord for
ATTN: EES/EMSL/Solar Site, C. Brown

H&H Consultants, Inc
ATTN: W. Hall

H-Tech Labs, Inc
ATTN: B. Hartenbaum

Horizons Technology, Inc
ATTN: R. Kruger

IIT Research Institute
ATTN: Documents Library
ATTN: A. Longinow

DEPARTMENT OF DEFENSE CONTRACTORS (Continued)

Information Science, Inc
ATTN: W. Dudziak

JAYCOR
ATTN: L. Scott

Kaman AviDyne
ATTN: Library
ATTN: N. Hobbs

Kaman Sciences Corp
ATTN: Library

Kaman Sciences Corp
ATTN: E. Conrad

Kaman Tempo
ATTN: W. Chan
ATTN: DASIAC
ATTN: J. Shoutens

Kaman Tempo
ATTN: DASIAC

Karagozian and Case
ATTN: J. Karagozian

Lockheed Missiles & Space Co, Inc
ATTN: J. Bronko
ATTN: D. Kohler
ATTN: L. Chase
ATTN: S. Salisbury
ATTN: R. Smith
ATTN: T. Fisher
ATTN: R. Bardin

Lockheed Missiles & Space Co, Inc
ATTN: TIC-Library

Los Alamos Technical Associates, Inc
ATTN: C. Sparling
ATTN: P. Hughes
ATTN: J. Kimmerly

Magnavox Govt & Indus Electronics Co
ATTN: W. Richeson

Management Science Associates
ATTN: K. Kaplan

Martin Marietta Denver Aerospace
ATTN: D-6074, G. Freyer

Merritt CASES, Inc
ATTN: Library

Mission Research Corp
ATTN: Tech Library

National Academy of Sciences
ATTN: National Materials Advisory Board

University of New Mexico
ATTN: G. Lane
ATTN: E. Wang
ATTN: Technical Library
2 cy ATTN: D. Calhoun

DEPARTMENT OF DEFENSE CONTRACTORS (Continued)

The Board of Regents of
New Mexico State University
ATTN: W. Stevens
ATTN: T. McConnell

Nichols Research Corp, Inc
ATTN: N. Byrn

Pacific-Sierra Research Corp
ATTN: H. Brode, Chairman SAGE

Pacifica Technology
ATTN: Tech Library

Physics Applications, Inc
ATTN: F. Ford

Physics International Co
ATTN: Technical Library
ATTN: J. Shea

R&D Associates
ATTN: F. Field
ATTN: Technical Information Center
ATTN: P. Rausch
ATTN: A. Kuhl
ATTN: D. Simons
ATTN: P. Haas
ATTN: C. Lee

R&D Associates
ATTN: B. Yoon

Rand Corp
ATTN: P. Davis

Rand Corp
ATTN: B. Bennett

Rockwell International Corp
ATTN: Library

S-CUBED
ATTN: R. Duff
ATTN: Library

Science & Engrg Associates, Inc
ATTN: B. Chambers, III

Science Applications, Inc
ATTN: W. Plows
ATTN: Technical Library

DEPARTMENT OF DEFENSE CONTRACTORS (Continued)

General Dynamics
ATTN: D. Westergren

Science Applications, Inc
ATTN: W. Koechner
ATTN: G. Binninger
ATTN: R. Sievers
ATTN: J. Cockayne
ATTN: W. Chadsey
ATTN: W. Layson
ATTN: M. Knasel

Southwest Research Institute
ATTN: W. Baker

SRI International
ATTN: A. Burns
ATTN: G. Abrahamson
ATTN: D. McDaniels
ATTN: D. Keough

Teledyne Brown Engineering
ATTN: J. Ravenscraft
ATTN: F. Leopard
ATTN: MS-12, Technical Library
ATTN: D. Ormond

Tetra Tech, Inc
ATTN: Library

TRW Electronics & Defense Sector
ATTN: N. Lipner
ATTN: B. Sussholtz
ATTN: J. Tambe
ATTN: R. Eastman
ATTN: Technical Information Center

TRW Electronics & Defense Sector
ATTN: P. Dai
ATTN: G. Hulcher

Tech Repts, Inc
ATTN: D. Tiano
ATTN: B. Holmes
5 cy ATTN: B. Collins

Science Applications, Inc
ATTN: R. Deliberis
ATTN: J. McRary

Science Applications, Inc
ATTN: Technical Library
ATTN: J. Dishon

FOLD HERE

Commander
Field Command, DNA
ATTN: FCTOW
Kirtland Air Force Base, NM 87115

PLACE
STAMP
HERE

Commander
Field Command, DNA
ATTN: FCTOW
Kirtland Air Force Base, NM 87115

FOLD HERE

USER EVALUATION OF THERMAL RADIATION SOURCE TEST FACILITY REPORT

Please take a few minutes to answer the questions below; tear out this sheet, fold as indicated, staple or tape closed, and place in the mail. Your comments will provide us with information for improving future reports.

1. Does this report satisfy a need? (Comment on purpose, related project, or other area of interest for which report will be used.)

2. How, specifically, is the report being used? (Information source, design data or procedure, management procedure, source of ideas, etc.)

3. Has the information in this report led to any quantitative savings as far as man-hours/contract dollars saved, operating costs avoided, efficiencies achieved, etc.? If so, please elaborate.

4. General Comments (Indicate what you think should be changed to make this report and future reports of this type more responsive to your needs, more usable, improve readability, etc.)

5. If you would like to be contacted by the personnel who prepared this report to raise specific questions or discuss the topic, please fill in the following information.

Name: _____

Telephone Number: _____

Organization Address: _____

END

FILMED

84
DTIC