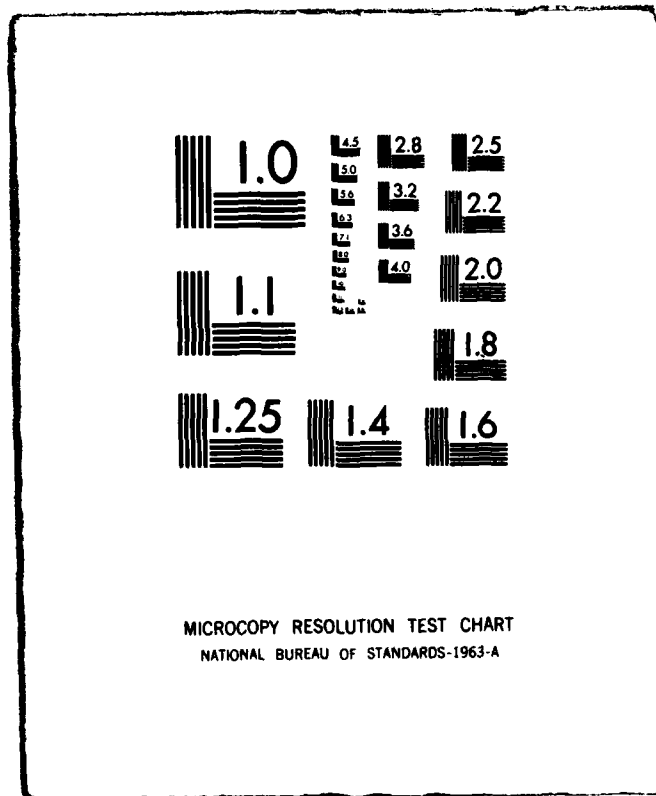


1 OF 1

AD-A151 085




**THIS REPORT IS UNCLASSIFIED AND
ITS DISTRIBUTION IS UNLIMITED**



Department of Defense
MILITARY MANPOWER STATISTICS

JANUARY 1984



Department of Defense

Military Manpower Statistics

January 1984

Issued Monthly by

**Washington Headquarters Services
Directorate for Information
Operations and Reports**

T A B L E O F C O N T E N T S

	<u>Page</u>
<u>Active Duty Military Manpower Statistics</u>	
Figure 1-1 Department of Defense Active Duty Military Personnel	1
Table P10 Summary of Military Personnel	3
Table P11 Department of Defense Manpower Comparison	4
Table P22.1 Total Active Duty Military Personnel by Service	5
Table P23.1 Active Duty Officer Personnel and Percent of Total Military Personnel, by Service	6
Table P23.3 Total Active Duty Military Personnel by Type	7
Table P23.4 Army Active Duty Military Personnel by Type	8
Table P23.5 Navy Active Duty Military Personnel by Type	9
Table P23.6 Marine Corps Active Duty Military Personnel by Type	10
Table P23.7 Air Force Active Duty Military Personnel by Type	11
Table P23.41 Army Active Duty Military Personnel	12
Table P23.51 Navy Active Duty Military Personnel	13
Table P23.61 Marine Corps Active Duty Military Personnel	14
Table P23.71 Air Force Active Duty Military Personnel	15
Table P25.6 Female Military Personnel on Active Duty, Officers and Enlisted, by Service	16

	<u>Page</u>
<u>Active Duty Military Manpower Statistics</u>	
Table P26.0	17
Table P26.02	18
Table P26.04	19
Table P26.05	20
Table P27.1	21
Table P27.21	22
Table P27.22	23
Table P27.23	24
Table P27.24	25
*Table P29.20-29.34	26
*Table P309A	29
Glossary of Terms	34

* Prepared quarterly, this table is updated in March, June, September and December.

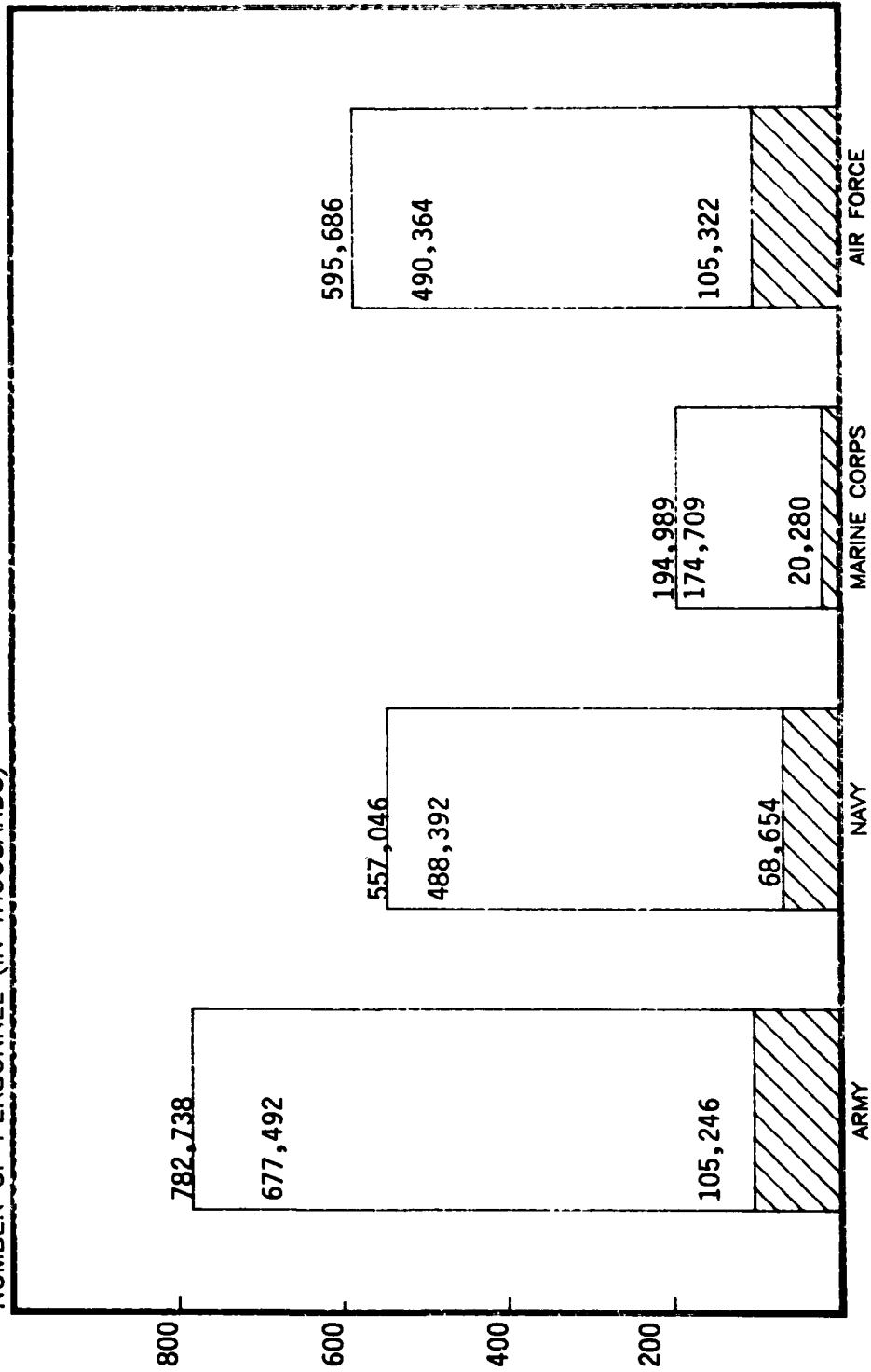
DOD ACTIVE DUTY MILITARY PERSONNEL

JANUARY 31, 1984

ENLISTED/
CADETS

OFFICERS

NUMBER OF PERSONNEL (IN THOUSANDS)



MILITARY SERVICE

FIGURE 1--1

TABLE P10

DEPARTMENT OF DEFENSE
SUMMARY OF MILITARY PERSONNEL

	TOTAL DOD	ARMY	NAVY	MARINE CORPS	AIR FORCE
1. ACTIVE DUTY MILITARY AS OF JAN 31 1984					
OFFICER	299,502	105,246	68,654	20,280	105,322
ENLISTED	1,817,772	672,995	483,952	174,709	486,116
CADETS & MIDSHIPMEN	13,185	4,497	4,440	-	4,248
TOTAL ACTIVE DUTY MILITARY	2,130,459	782,738	557,046	194,989	595,686
2. OFFICER TRAINING IN COLLEGES A/ AS OF MAY 1983	99,121	71,954	8,224	-	18,943

A/ EXCLUDES 175,538 IN JUNIOR DIVISION, MILITARY
SCHOOLS AND NATIONAL CADETS CORPS.

TABLE P11
 DOD MANPOWER COMPARISON
 (MILITARY & CIVIL FUNCTIONS) A/

DATE	TOTAL DOD	ARMY			AIR FORCE			NAVY AND MARINE CORPS			OSD/JCS/ ODA	
		MILI- TARY	CIVIL- IAN B/	TOTAL	MILI- TARY	CIVIL- IAN B/	TOTAL	NAVY MILI- TARY	MARINE CORPS MILI- TARY	CIVIL- IAN B/		TOTAL
OCT 31 83	3,154,214	778,054	372,233	1,150,287	592,500	242,228	834,728	556,739	193,171	336,390	1,086,300	82,899
NOV 30 83	3,166,949	782,305	374,301	1,156,606	592,862	244,155	837,017	557,420	193,900	338,275	1,089,595	83,731
DEC 31 83	3,169,174	778,869	374,992	1,153,861	593,798	246,264	840,062	557,384	193,858	339,891	1,091,133	84,118
JAN 31 84	3,172,045	782,738	374,213	1,156,951	595,686	244,629	840,315	557,046	194,989	338,469	1,090,504	84,275

A/ CIVIL FUNCTIONS INCLUDES CIVILIAN PERSONNEL ONLY.

B/ *TOTAL PAID EMPLOYEES* AS REPORTED OFFICIALLY TO THE OFFICE OF PERSONNEL MANAGEMENT; EXCLUDES OVERSEAS SUPPORT PERSONNEL (INDIRECT HIRE).

C/ CIVILIAN PERSONNEL ONLY. MILITARY PERSONNEL ASSIGNED TO OSD, OJCS AND OTHER DEFENSE ACTIVITIES (ODA) ARE REPORTED BY THEIR RESPECTIVE SERVICES.

TABLE P22.1

DEPARTMENT OF DEFENSE
TOTAL ACTIVE DUTY MILITARY PERSONNEL BY SERVICE

DATE	TOTAL DOD	ARMY	NAVY	MARINE CORPS	AIR FORCE
OCT 31 1983	2,120,464	778,054	556,739	193,171	592,500
NOV 30 1983	2,126,487	782,305	557,420	193,900	592,862
DEC 31 1983	2,123,909	778,869	557,384	193,858	593,798
JAN 31 1984	2,130,459	782,738	557,046	194,989	595,686

TABLE P23.1

DEPARTMENT OF DEFENSE
ACTIVE DUTY OFFICER PERSONNEL AND PERCENT OF TOTAL MILITARY PERSONNEL, BY SERVICE

DATE	TOTAL DOD		ARMY		NAVY		MARINE CORPS		AIR FORCE	
	NUMBER	%	NUMBER	%	NUMBER	%	NUMBER	%	NUMBER	%
OCT 31 1983	298,896	14.1	105,424	13.5	68,504	12.3	20,012	10.4	104,956	17.7
NOV 30 1983	298,917	14.1	105,016	13.4	68,781	12.3	20,020	10.3	105,100	17.7
DEC 31 1983	298,811	14.1	104,997	13.5	68,682	12.3	20,002	10.3	105,130	17.7
JAN 31 1984	299,502	14.1	105,246	13.4	68,654	12.3	20,280	10.4	105,322	17.7

TABLE P23.3

DEPARTMENT OF DEFENSE
TOTAL ACTIVE DUTY MILITARY PERSONNEL BY TYPE

DATE	TOTAL	OFFICERS	ENLISTED	A/ CADETS AND MIDSHIPMEN
OCT 31 1983	2,120,464	298,896	1,808,140	13,428
NOV 30 1983	2,126,487	298,917	1,814,197	13,373
DEC 31 1983	2,123,909	298,811	1,811,831	13,267
JAN 31 1984	2,130,459	299,502	1,817,772	13,185

A/ CONSISTS OF THE FOLLOWING:
FOR ARMY - CADETS, U. S. MILITARY ACADEMY
FOR NAVY - MIDSHIPMEN, U. S. NAVAL ACADEMY
FOR AIR FORCE - CADETS, U. S. AIR FORCE ACADEMY

TABLE P23.4

DEPARTMENT OF DEFENSE
ARMY ACTIVE DUTY MILITARY PERSONNEL BY TYPE

DATE	TOTAL	OFFICERS	ENLISTED	CADETS U.S. MILITARY ACADEMY
OCT 31 1983	778,054	105,424	668,071	4,559
NOV 30 1983	782,305	105,016	672,758	4,531
DEC 31 1983	778,869	104,997	669,367	4,505
JAN 31 1984	782,738	105,246	672,995	4,497

TABLE P23.5

DEPARTMENT OF DEFENSE
NAVY ACTIVE DUTY MILITARY PERSONNEL BY TYPE

DATE	TOTAL	OFFICERS	ENLISTED	MIDSHIPMEN U. S. NAVAL ACADEMY
OCT 31 1983	556,739	68,504	483,779	4,456
NOV 30 1983	557,420	68,781	484,183	4,456
DEC 31 1983	557,384	68,682	484,256	4,446
JAN 31 1984	557,046	68,654	483,952	4,440

TABLE P23.6

MARINE CORPS ACTIVE DUTY MILITARY PERSONNEL BY TYPE
DEPARTMENT OF DEFENSE

DATE	TOTAL	OFFICERS	ENLISTED
OCT 31 1983	193,171	20,012	173,159
NOV 30 1983	193,900	20,020	173,880
DEC 31 1983	193,858	20,002	173,856
JAN 31 1984	194,989	20,280	174,709

TABLE P23.7

AIR FORCE ACTIVE DUTY MILITARY PERSONNEL BY TYPE

DATE	TOTAL	OFFICERS	ENLISTED	CADETS U.S.A.F. ACADEMY
OCT 31 1983	592,500	104,956	483,131	4,413
NOV 30 1983	592,862	105,100	483,376	4,386
DEC 31 1983	593,798	105,130	484,352	4,316
JAN 31 1984	595,686	105,322	486,116	4,248

TABLE P23.41

DEPARTMENT OF DEFENSE
ARMY ACTIVE DUTY MILITARY PERSONNEL

REPORTED STRENGTH, AND ADJUSTMENTS TO REPORTED STRENGTH TO DERIVE "DIRECT PROGRAM STRENGTH"
CHARGEABLE TO APPROPRIATION "MILITARY PERSONNEL, ARMY"

DATE	REPORTED STRENGTH	(LESS) REIMBURSABLES	DIRECT PROGRAM STRENGTH CHARGEABLE TO APPROPRIATION "MILITARY PERSONNEL, ARMY"	OFFICER	ENLISTED	TOTAL	OFFICER	ENLISTED	CADETS U.S. MILITARY ACADEMY
OCT 31 1983	778,054	471	777,283	104,953	667,771	777,283	104,953	667,771	4,559
NOV 30 1983	782,305	469	781,538	104,547	672,460	781,538	104,547	672,460	4,531
DEC 31 1983	778,869	469	778,112	104,528	669,079	778,112	104,528	669,079	4,505
JAN 31 1984	782,738	471	781,971	104,775	672,699	781,971	104,775	672,699	4,497

TABLE P23.51

DEPARTMENT OF DEFENSE
NAVY ACTIVE DUTY MILITARY PERSONNEL

REPORTED STRENGTH, AND ADJUSTMENTS TO REPORTED STRENGTH TO DERIVE "DIRECT PROGRAM STRENGTH"
CHARGEABLE TO APPROPRIATION "MILITARY PERSONNEL, NAVY"

DATE	REPORTED STRENGTH	(LESS) REIMBURSABLES	DIRECT PROGRAM STRENGTH CHARGEABLE TO APPROPRIATION "MILITARY PERSONNEL, NAVY"	MIDSHIPMEN U.S. NAVAL ACADEMY
	TOTAL	OFFICER	ENLISTED	TOTAL
		OFFICER	ENLISTED	OFFICER
				ENLISTED
OCT 31 1983	556,739	409	1,064	555,266
NOV 30 1983	557,420	416	1,089	555,915
DEC 31 1983	557,384	421	1,077	555,886
JAN 31 1984	557,046	427	1,067	555,552
				68,095
				482,715
				483,094
				483,179
				482,885
				4,456
				4,456
				4,446
				4,440

TABLE P23.61

DEPARTMENT OF DEFENSE
 MARINE CORPS ACTIVE DUTY MILITARY PERSONNEL
 REPORTED STRENGTH, AND ADJUSTMENTS TO REPORTED STRENGTH TO DERIVE "DIRECT PROGRAM STRENGTH"
 CHARGEABLE TO APPROPRIATION "MILITARY PERSONNEL, MARINE CORPS"

DATE	REPORTED STRENGTH	(LESS) REIMBURSABLES	DIRECT PROGRAM STRENGTH CHARGEABLE TO APPN. "MILITARY PERSONNEL, MARINE CORPS"
	TOTAL	OFFICER	ENLISTED
	TOTAL	OFFICER	ENLISTED
OCT 31 1983	193,171	25	193,146
NOV 30 1983	193,900	24	193,875
DEC 31 1983	193,858	24	193,833
JAN 31 1984	194,989	26	194,962
		19,987	173,159
		19,996	173,879
		19,978	173,855
		20,254	174,708

TABLE P23.71

DEPARTMENT OF DEFENSE
AIR FORCE ACTIVE DUTY MILITARY PERSONNEL

REPORTED STRENGTH, AND ADJUSTMENTS TO REPORTED STRENGTH TO DERIVE "DIRECT PROGRAM STRENGTH"
CHARGEABLE TO APPROPRIATION "MILITARY PERSONNEL, AIR FORCE"

DATE	REPORTED STRENGTH	(LESS) REIMBURSABLES	DIRECT PROGRAM STRENGTH CHARGEABLE TO APPROP. "MILITARY PERSONNEL, AIR FORCE"	TOTAL	OFFICER	ENLISTED	CADETS U.S.A.F. ACADEMY
OCT 31 1983	592,500	-	592,500	592,500	104,956	483,131	4,413
NOV 30 1983	592,862	-	592,862	592,862	105,100	483,376	4,386
DEC 31 1983	593,798	-	593,798	593,798	105,130	484,352	4,316
JAN 31 1984	595,686	-	595,686	595,686	105,322	486,116	4,248

TABLE P25.6

DEPARTMENT OF DEFENSE
 FEMALE MILITARY PERSONNEL ON ACTIVE DUTY, OFFICERS AND ENLISTED, BY SERVICE

DATE	TOTAL DOD		ARMY		NAVY		MARINE CORPS		AIR FORCE					
	TOTAL	OFF	TOTAL	OFF	TOTAL	OFF	TOTAL	OFF	TOTAL	OFF				
OCT 31 83	198,492	27,305	171,187	9,521	66,752	47,171	6,410	40,761	8,828	623	8,205	66,220	10,751	55,469
NOV 30 83	199,717	27,445	172,272	9,553	67,457	47,438	6,463	40,975	8,890	615	8,275	66,379	10,814	55,565
DEC 31 83	199,458	27,374	172,084	9,543	67,122	47,650	6,447	41,203	8,842	616	8,226	66,301	10,768	55,533
JAN 31 84	200,271	27,493	172,778	9,572	67,601	47,778	6,462	41,316	8,855	642	8,213	66,465	10,817	55,648

TABLE P26.0
DEPARTMENT OF DEFENSE
MILITARY PERSONNEL ON ACTIVE DUTY BY GRADE IN WHICH SERVING

JANUARY 31, 1984

RANK/GRADE	TOTAL DOD	ARMY	NAVY	MARINE CORPS	AIR FORCE
GENERAL					
- ADMIRAL	35	12	8	2	13
- VICE ADMIRAL	120	45	31	7	37
MAJ GENERAL	365	143	81	23	118
BRIG GENERAL	528	195	130	33	170
COLONEL					
- CAPTAIN	14,548	4,813	3,698	591	5,446
- COMMANDER	32,612	10,792	7,578	1,675	12,567
MAJOR	51,374	16,406	12,795	3,061	19,112
CAPTAIN					
- LIEUTENANT	99,858	34,317	20,306	6,097	39,138
1st LIEUTENANT	43,065	14,366	10,475	3,674	14,550
2nd LIEUTENANT	37,262	9,147	10,414	3,530	14,171
CHIEF WARRANT OFFICER W-4	2,307	1,592	596	119	-
CHIEF WARRANT OFFICER W-3	5,738	4,329	1,241	168	-
CHIEF WARRANT OFFICER W-2	8,451	6,598	1,301	552	-
WARRANT OFFICER W-1	3,239	2,491	-	748	-
TOTAL OFFICERS	299,502	105,246	68,654	20,280	105,322
E-9	14,285	4,216	3,726	1,278	5,065
E-8	37,780	15,857	8,527	3,736	9,660
E-7	126,832	50,740	30,437	9,080	36,575
E-6	229,622	88,951	69,608	15,192	55,871
E-5	356,052	121,820	101,630	25,175	107,427
E-4	398,563	168,147	97,721	31,897	100,798
E-3	388,082	109,856	102,735	47,708	127,783
E-2	127,073	43,693	37,541	23,847	21,992
E-1	139,483	69,715	32,027	16,796	20,945
TOTAL ENLISTED	1,817,772	672,995	483,952	174,709	486,116
CADETS & MIDSHIPMEN	13,185	4,497	4,440	-	4,248
GRAND TOTAL	2,130,459	782,738	557,046	194,989	595,686

A/ INCLUDES THE NEWLY REESTABLISHED RANK OF COMMODORE.

TABLE P26.02
 DEPARTMENT OF DEFENSE
 FEMALE MILITARY PERSONNEL ON ACTIVE DUTY BY GRADE IN WHICH SERVING
 JANUARY 31, 1984

RANK/GRADE	TOTAL DOD	ARMY	NAVY	MARINE CORPS	AIR FORCE
GENERAL - ADMIRAL	-	-	-	-	-
LT GENERAL - VICE ADMIRAL	-	-	-	-	-
MAJ GENERAL - REAR ADMIRAL (U)	8	2	3	-	3
BRIG GENERAL - REAR ADMIRAL (L) A/					
COLONEL - CAPTAIN	258	90	85	6	77
LIEUTENANT COL - COMMANDER	978	312	307	30	329
MAJOR - LT COMMANDER	3,206	1,114	1,074	63	955
CAPTAIN - LIEUTENANT	11,644	4,124	2,474	178	4,868
1st LIEUTENANT - LIEUTENANT (JG)	5,839	2,214	1,153	168	2,304
2nd LIEUTENANT - ENSIGN	5,297	1,517	1,345	154	2,281
CHIEF WARRANT OFFICER W-4	7	-	4	3	-
CHIEF WARRANT OFFICER W-3	23	11	8	4	-
CHIEF WARRANT OFFICER W-2	144	122	9	13	-
WARRANT OFFICER W-1	89	66	-	23	-
TOTAL OFFICERS	27,493	9,572	6,462	642	10,817
E-9	54	19	11	9	15
E-8	236	135	39	34	28
E-7	1,908	1,105	370	124	309
E-6	10,298	4,884	2,833	464	2,117
E-5	37,288	13,693	9,171	1,532	12,892
E-4	53,235	22,908	10,698	2,070	17,559
E-3	44,286	13,304	11,930	2,356	16,696
E-2	11,523	3,905	3,523	1,103	2,992
E-1	12,649	7,158	2,434	1,521	2,536
TOTAL ENLISTED	171,477	67,111	41,009	8,213	55,144
CADETS & MIDSHIPMEN	1,301	490	307	-	504
GRAND TOTAL	200,271	77,173	47,778	8,855	66,465

A/ INCLUDES THE NEWLY REESTABLISHED RANK OF COMMODORE.

TABLE P26.04

DEPARTMENT OF DEFENSE
MILITARY PERSONNEL ON ACTIVE DUTY BY GRADE IN WHICH SERVING

REGULAR A/

JANUARY 31, 1984

RANK/GRADE	TOTAL DOD	ARMY	NAVY	MARINE CORPS	AIR FORCE
GENERAL	35	12	8	2	13
LT GENERAL	118	43	31	7	37
MAJ GENERAL	362	141	81	22	118
BRIG GENERAL	525	193	129	33	170
COLONEL	14,205	4,670	3,695	583	5,257
LIEUTENANT COL	31,203	10,023	7,556	1,646	11,978
MAJOR	46,507	13,766	12,668	2,985	17,088
CAPTAIN	63,020	13,251	19,344	5,176	25,249
1st LIEUTENANT	19,887	5,851	9,686	1,728	2,622
2nd LIEUTENANT	15,452	3,069	9,311	901	2,171
CHIEF WARRANT OFFICER W-4	1,986	1,273	596	117	-
CHIEF WARRANT OFFICER W-3	3,816	2,412	1,241	163	-
CHIEF WARRANT OFFICER W-2	2,652	802	1,301	549	-
WARRANT OFFICER W-1	856	108	-	748	-
TOTAL OFFICERS	200,624	55,614	65,647	14,660	64,703
E-9	14,235	4,214	3,688	1,269	5,064
E-8	37,630	15,842	8,427	3,715	9,646
E-7	126,333	50,704	30,037	9,025	36,567
E-6	228,816	88,925	68,926	15,124	55,841
E-5	352,605	121,802	99,011	24,975	106,817
E-4	392,510	168,134	91,806	31,848	100,722
E-3	369,510	109,793	85,306	47,683	126,728
E-2	116,059	43,482	28,661	23,812	20,104
E-1	132,297	69,497	25,116	16,771	20,913
TOTAL ENLISTED	1,769,995	672,393	440,978	174,222	482,402
CADETS & MIDSHIPMEN	13,185	4,497	4,440	-	4,248
REGULAR TOTAL	1,983,804	732,504	511,065	188,882	551,353

A/ REGULAR PLUS RETIRED REGULAR OFFICERS ON ACTIVE DUTY.

B/ INCLUDES THE NEWLY REESTABLISHED RANK OF COMMODORE.

TABLE P26.05
DEPARTMENT OF DEFENSE
MILITARY PERSONNEL ON ACTIVE DUTY BY GRADE IN WHICH SERVING

RESERVE A/

JANUARY 31, 1984

RANK/GRADE	TOTAL DOD	ARMY	NAVY	MARINE CORPS	AIR FORCE
GENERAL - ADMIRAL	-	-	-	-	-
LT GENERAL - VICE ADMIRAL	2	2	-	-	-
MAJ GENERAL - REAR ADMIRAL (U)	3	2	-	1	-
BRIG GENERAL - REAR ADMIRAL (L) B/	3	2	1	-	-
COLONEL - CAPTAIN	343	143	3	8	189
LIEUTENANT COL - COMMANDER	1,409	769	22	29	589
MAJOR - LT COMMANDER	4,867	2,640	127	76	2,024
CAPTAIN - LIEUTENANT	36,838	21,066	962	921	13,889
1st LIEUTENANT - LIEUTENANT (JG)	23,178	8,515	789	1,946	11,928
2nd LIEUTENANT - ENSIGN	21,810	6,078	1,103	2,629	12,000
CHIEF WARRANT OFFICER W-4	321	319	-	2	-
CHIEF WARRANT OFFICER W-3	1,922	1,917	-	5	-
CHIEF WARRANT OFFICER W-2	5,799	5,796	-	3	-
WARRANT OFFICER W-1	2,383	2,383	-	-	-
TOTAL OFFICERS	98,878	49,632	3,007	5,620	40,619
E-9	50	2	38	9	1
E-8	150	15	100	21	14
E-7	499	36	400	55	8
E-6	806	26	682	68	30
E-5	3,447	18	2,619	200	610
E-4	6,053	13	5,915	49	76
E-3	18,572	63	17,429	25	1,055
E-2	11,014	211	8,880	35	1,888
E-1	7,186	218	6,911	25	32
TOTAL ENLISTED	47,777	602	42,974	487	3,714
RESERVE TOTAL	146,655	50,234	45,981	6,107	44,333

A/ INCLUDES RESERVE, NATIONAL GUARD, AUS, AND AFUS OFFICERS ON ACTIVE DUTY.
B/ INCLUDES THE NEWLY REESTABLISHED RANK OF COMMODORE.

TABLE P27.1
 DEPARTMENT OF DEFENSE
 SUMMARY OF ENLISTED PERSONNEL PROCUREMENT
 FISCAL YEAR 1984

	OCT 1983	NOV 1983	DEC 1983	JAN 1984	FEB 1984	MAR 1984
TOTAL DEPARTMENT OF DEFENSE	50,561	44,618	38,142	48,347		
INDUCTIONS	-	-	-	-	-	-
FIRST ENLISTMENTS	27,812	27,057	19,518	27,014		
IMMEDIATE REENLISTMENTS	19,128	14,314	16,104	17,889		
OTHER REENLISTMENTS	1,776	2,091	1,233	1,927		
RESERVES TO ACTIVE DUTY A/	1,845	1,156	1,287	1,517		
ARMY	20,679	21,130	13,230	20,949		
INDUCTIONS	-	-	-	-	-	-
FIRST ENLISTMENTS	12,285	14,113	6,673	12,341		
IMMEDIATE REENLISTMENTS	7,352	5,556	6,033	7,370		
OTHER REENLISTMENTS	1,009	1,426	498	1,149		
RESERVES TO ACTIVE DUTY	33	35	26	89		
NAVY	15,241	9,575	10,392	10,653		
INDUCTIONS	-	-	-	-	-	-
FIRST ENLISTMENTS	7,391	5,167	4,663	4,548		
IMMEDIATE REENLISTMENTS	5,605	2,875	4,098	4,367		
OTHER REENLISTMENTS	570	483	474	469		
RESERVES TO ACTIVE DUTY	1,675	1,050	1,157	1,269		
MARINE CORPS	4,965	4,399	4,280	5,986		
INDUCTIONS	-	-	-	-	-	-
FIRST ENLISTMENTS	3,560	3,099	2,607	4,280		
IMMEDIATE REENLISTMENTS	1,166	1,153	1,447	1,371		
OTHER REENLISTMENTS	132	87	133	197		
RESERVES TO ACTIVE DUTY	107	60	93	138		
AIR FORCE	9,676	9,514	10,240	10,759		
INDUCTIONS	-	-	-	-	-	-
FIRST ENLISTMENTS	4,576	4,678	5,575	5,845		
IMMEDIATE REENLISTMENTS	5,005	4,730	4,526	4,781		
OTHER REENLISTMENTS	65	95	128	112		
RESERVES TO ACTIVE DUTY	30	11	11	21		

A/ INCLUDES NATIONAL GUARD.

TABLE P27.21

DEPARTMENT OF DEFENSE
ARMY ENLISTED PERSONNEL PROCUREMENT
FISCAL YEAR 1984

	OCT 1983	NOV 1983	DEC 1983	JAN 1984	FEB 1984	MAR 1984
TOTAL	20,679	21,130	13,230	20,949		
REGULAR ENL. AND REENL. - TOTAL	20,646	21,095	13,204	20,860		
FIRST ENLISTMENTS	12,285	14,113	6,673	12,341		
REENLISTMENTS - TOTAL	8,361	6,982	6,531	8,519		
IMMEDIATE REENLISTMENTS	7,352	5,556	6,033	7,370		
FORMER REGULAR FORMER RESERVE & N.G. FORMER INDUCTEE	7,351 1 -	5,556 - -	6,033 - -	7,369 1 -		
REENL. OTHER THAN IMMEDIATE	1,009	1,426	498	1,149		
WITHIN 2-90 DAYS AFTER SEPARATION	53	61	17	62		
FORMER REGULAR FORMER RESERVE & N.G. FORMER INDUCTEE FORMER OFFICER	9 37 3 4	16 34 8 3	7 7 1 2	14 31 8 9		
OVER 90 DAYS AFTER SEPARATION	956	1,365	481	1,087		
RESERVES AND N.G. CALLS	33	35	26	89		

TABLE P27.22

DEPARTMENT OF DEFENSE
NAVY ENLISTED PERSONNEL PROCUREMENT
FISCAL YEAR 1984

	OCT 1983	NOV 1983	DEC 1983	JAN 1984	FEB 1984	MAR 1984
TOTAL	15,241	9,575	10,392	10,653		
REGULAR ENL. AND REENL. - TOTAL	13,566	8,525	9,235	9,384		
FIRST ENLISTMENTS	7,391	5,167	4,663	4,548		
REENLISTMENTS - TOTAL	6,175	3,358	4,572	4,836		
IMMEDIATE REENLISTMENTS	5,605	2,875	4,098	4,367		
FORMER REGULAR FORMER RESERVE	5,154 451	2,666 209	3,816 282	3,943 424		
REENL. OTHER THAN IMMEDIATE	570	483	474	469		
WITHIN 2-90 DAYS AFTER SEPARATION	107	69	61	78		
FORMER REGULAR FORMER RESERVE	107	69	61	78		
OVER 90 DAYS AFTER SEPARATION	463	414	413	391		
RESERVES TO ACTIVE DUTY	1,675	1,050	1,157	1,269		
FIRST ENLISTMENTS REENLISTMENTS REPORTED TO ACTIVE DUTY	268 1,407	122 928	157 1,000	166 1,103		

TABLE P27.23

DEPARTMENT OF DEFENSE
MARINE CORPS ENLISTED PERSONNEL PROCUREMENT
FISCAL YEAR 1984

	OCT 1983	NOV 1983	DEC 1983	JAN 1984	FEB 1984	MAR 1984
TOTAL	4,965	4,399	4,280	5,986		
REGULAR ENL. AND REENL. - TOTAL	4,858	4,339	4,187	5,848		
FIRST ENLISTMENTS	3,560	3,099	2,607	4,280		
REENLISTMENTS - TOTAL	1,298	1,240	1,580	1,568		
IMMEDIATE REENLISTMENTS	1,166	1,153	1,447	1,371		
FORMER REGULAR A/ FORMER RESERVE FORMER INDUCTEE	1,130 36	1,149 4	1,444 3	1,366 5		
REENL. OTHER THAN IMMEDIATE	132	87	133	197		
WITHIN 2-90 DAYS AFTER SEPARATION	3	-	1	4		
FORMER REGULAR FORMER RESERVE FORMER INDUCTEE	3 - -	- - -	1 - -	4 - -		
OVER 90 DAYS AFTER SEPARATION	129	87	132	193		
RESERVES TO ACTIVE DUTY	107	60	93	138		
FIRST ENLISTMENTS REENLISTMENTS REPORTED TO ACTIVE DUTY	1 1 106	4 4 56	2 91	138		

A/ INCLUDES EXTENSIONS FOR WHICH REENLISTMENT BONUS IS PAID.

B/ INCLUDES ENLISTMENTS OF FORMER OFFICERS.

TABLE P27.24

DEPARTMENT OF DEFENSE
AIR FORCE ENLISTED PERSONNEL PROCUREMENT
FISCAL YEAR 1984

	OCT 1983	NOV 1983	DEC 1983	JAN 1984	FEB 1984	MAR 1984
TOTAL	9,676	9,514	10,240	10,759		
REGULAR ENL. AND REENL. - TOTAL	9,646	9,503	10,229	10,738		
FIRST ENLISTMENTS	4,576	4,678	5,575	5,845		
REENLISTMENTS - TOTAL	5,070	4,825	4,654	4,893		
IMMEDIATE REENLISTMENTS	5,005	4,730	4,526	4,781		
FORMER REGULAR FORMER RESERVE & N.G.	5,000	4,728	4,522	4,780		
REENL. OTHER THAN IMMEDIATE	65	95	128	112		
OVER 90 DAYS AFTER SEPARATION A/	65	95	128	112		
RESERVES & N.G. TO ACTIVE DUTY	30	11	11	21		

A/ INCLUDES ENLISTMENTS OF FORMER COMMISSIONED AND WARRANT OFFICERS.

TABLE P29.20-29.34
DEPARTMENT OF DEFENSE
REENLISTMENT RATES BY SERVICE

	A/ "UNADJUSTED" REENLISTMENT RATES FOR TOTAL REGULARS				B/ "ADJUSTED" REENLISTMENT RATES FOR TOTAL REGULARS					
	TOTAL DOD	ARMY	NAVY	MARINE CORPS	AIR FORCE	TOTAL DOD	ARMY	NAVY	MARINE CORPS	AIR FORCE
FY 1979										
ELIGIBLES	343,032	144,849	74,818	37,016	86,349	322,679	134,924	73,598	36,668	77,489
REENLISTMENTS	181,338	81,443	35,367	12,398	52,130	162,994	71,505	35,488	12,047	43,954
REENLISTMENT RATE	52.9%	56.2%	47.3%	33.5%	60.4%	50.5%	53.0%	48.2%	32.9%	56.7%
FY 1980										
ELIGIBLES	343,425	133,010	86,251	35,032	89,132	334,952	136,721	83,581	34,928	79,722
REENLISTMENTS	190,260	82,793	41,556	12,388	53,523	183,494	86,494	40,500	12,237	44,263
REENLISTMENT RATE	55.4%	62.2%	48.2%	35.4%	60.0%	54.8%	63.3%	48.5%	35.0%	55.5%
FY 1981										
ELIGIBLES	341,428	116,743	94,303	36,833	93,549	339,304	131,957	90,462	36,395	80,490
REENLISTMENTS	206,917	77,892	51,519	15,907	61,599	206,315	93,105	49,039	15,510	48,661
REENLISTMENT RATE	60.6%	66.7%	54.6%	43.2%	65.8%	60.8%	70.6%	54.2%	42.6%	60.5%
FY 1982										
ELIGIBLES	329,296	117,331	82,192	32,948	96,825	325,066	126,035	84,001	33,594	81,436
REENLISTMENTS	224,465	84,631	52,254	16,117	71,463	212,452	93,335	54,450	12,171	52,496
REENLISTMENT RATE	68.2%	72.1%	63.6%	48.9%	73.8%	65.4%	74.1%	64.8%	36.2%	64.5%
FY 1983										
ELIGIBLES	327,636	128,084	75,173	29,736	94,643	324,238	144,379	79,977	30,460	69,422
REENLISTMENTS	223,760	82,369	51,201	15,646	74,544	220,054	98,661	55,446	16,592	49,355
REENLISTMENT RATE	68.3%	64.3%	68.1%	52.6%	78.8%	67.9%	68.3%	69.3%	54.5%	71.1%

A/ "UNADJUSTED REENLISTMENT RATE" - THE RATIO OF TOTAL REENLISTMENTS OCCURRING IN A GIVEN PERIOD TO TOTAL SEPARATIONS ELIGIBLE TO REENLIST IN THE SAME PERIOD, EXPRESSED AS A PERCENTAGE.

B/ "ADJUSTED REENLISTMENT RATE" - THE "UNADJUSTED" RATE ADJUSTED TO EXCLUDE THE EFFECTS OF: (1) EARLY SEPARATIONS FOR IMMEDIATE REENLISTMENTS AND (2) OTHER EARLY DISCHARGES OF ELIGIBLES UNDER EARLY RELEASE PROGRAMS.

TABLE P29.20-29.34
DEPARTMENT OF DEFENSE
REENLISTMENT RATES BY SERVICE

	A/ "UNADJUSTED" REENLISTMENT RATES FOR FIRST-TERM REGULARS				B/ "ADJUSTED" REENLISTMENT RATES FOR FIRST-TERM REGULARS					
	TOTAL DOD	ARMY	NAVY	MARINE CORPS	AIR FORCE	TOTAL DOD	ARMY	NAVY	MARINE CORPS	AIR FORCE
FY 1979										
ELIGIBLES	171,034	62,909	45,204	21,029	41,892	159,988	59,604	44,308	20,925	35,151
REENLISTMENTS	64,001	27,027	16,949	4,107	15,918	54,369	23,714	17,080	4,010	9,565
REENLISTMENT RATE	37.4%	43.0%	37.5%	19.5%	38.0%	34.0%	39.8%	38.5%	19.2%	27.2%
FY 1980										
ELIGIBLES	165,525	50,288	53,670	19,364	42,203	161,232	52,231	51,976	19,575	37,450
REENLISTMENTS	64,762	25,434	19,721	4,493	15,114	61,610	27,370	19,138	4,672	10,430
REENLISTMENT RATE	39.1%	50.6%	36.7%	23.2%	35.8%	38.2%	52.4%	36.8%	23.9%	27.9%
FY 1981										
ELIGIBLES	161,600	38,762	55,107	23,875	43,856	158,676	43,013	53,583	24,120	37,960
REENLISTMENTS	69,435	21,312	22,968	6,340	18,815	67,709	25,563	22,521	6,630	12,995
REENLISTMENT RATE	43.0%	55.0%	41.7%	26.6%	42.9%	42.7%	59.4%	42.0%	27.5%	34.2%
FY 1982										
ELIGIBLES	148,862	36,302	43,659	21,342	47,559	149,480	39,276	45,522	21,769	42,913
REENLISTMENTS	77,279	21,008	21,949	7,262	27,060	69,725	23,982	23,871	3,103	18,769
REENLISTMENT RATE	51.9%	57.9%	50.3%	34.0%	56.9%	46.6%	61.1%	52.4%	14.3%	43.7%
FY 1983										
ELIGIBLES	145,300	39,353	39,185	19,524	47,238	140,783	45,114	41,372	20,059	34,238
REENLISTMENTS	75,914	16,100	21,824	6,906	31,084	70,773	21,858	23,182	7,631	18,102
REENLISTMENT RATE	52.2%	40.9%	55.7%	35.4%	65.8%	50.3%	48.5%	56.0%	38.0%	52.9%

A/ "UNADJUSTED REENLISTMENT RATE" - THE RATIO OF TOTAL REENLISTMENTS OCCURRING IN A GIVEN PERIOD TO TOTAL SEPARATIONS ELIGIBLE TO REENLIST IN THE SAME PERIOD EXPRESSED AS A PERCENTAGE.

B/ "ADJUSTED REENLISTMENT RATE" - THE "UNADJUSTED" RATE ADJUSTED TO EXCLUDE THE EFFECTS OF: (1) EARLY SEPARATIONS FOR IMMEDIATE REENLISTMENTS AND (2) OTHER EARLY DISCHARGES OF ELIGIBLES UNDER EARLY RELEASE PROGRAMS.

TABLE P29.20-29.34
DEPARTMENT OF DEFENSE
REENLISTMENT RATES BY SERVICE

	A/ "UNADJUSTED" REENLISTMENT RATES FOR CAREER REGULARS				B/ "ADJUSTED" REENLISTMENT RATES FOR CAREER REGULARS					
	TOTAL DOD	ARMY	NAVY	MARINE CORPS	AIR FORCE	TOTAL DOD	ARMY	NAVY	MARINE CORPS	AIR FORCE
FY 1979										
ELIGIBLES	171,998	81,940	29,614	15,987	44,457	162,691	75,320	29,290	15,743	42,338
REENLISTMENTS	117,337	54,416	18,418	8,291	36,212	108,625	47,791	18,408	8,037	34,389
REENLISTMENT RATE	68.2%	66.4%	62.2%	51.9%	81.5%	66.8%	63.5%	62.8%	51.1%	81.2%
FY 1980										
ELIGIBLES	177,900	82,722	32,581	15,668	46,929	173,720	84,490	31,605	15,353	42,272
REENLISTMENTS	125,498	57,359	21,835	7,895	38,409	121,884	59,124	21,362	7,565	33,833
REENLISTMENT RATE	70.5%	69.3%	67.0%	50.4%	81.8%	70.2%	70.0%	67.6%	49.3%	80.0%
FY 1981										
ELIGIBLES	179,828	77,981	39,196	12,958	49,693	180,628	88,944	36,879	12,275	42,530
REENLISTMENTS	137,482	56,580	28,551	9,567	42,784	138,606	67,542	26,518	8,880	35,666
REENLISTMENT RATE	76.5%	72.6%	72.8%	73.8%	86.1%	76.7%	75.9%	71.9%	72.3%	83.9%
FY 1982										
ELIGIBLES	180,434	81,029	38,533	11,606	49,266	175,586	86,759	38,479	11,825	38,523
REENLISTMENTS	147,186	63,623	30,305	8,855	44,403	142,727	69,353	30,579	9,068	33,727
REENLISTMENT RATE	81.6%	78.5%	78.6%	76.3%	90.1%	81.3%	79.9%	79.5%	76.7%	87.6%
FY 1983										
ELIGIBLES	182,336	88,731	35,988	10,212	47,405	183,455	99,265	38,605	10,401	35,184
REENLISTMENTS	147,846	66,269	29,377	8,740	43,460	149,281	76,803	32,264	8,961	31,253
REENLISTMENT RATE	81.1%	74.7%	81.6%	85.6%	91.7%	81.4%	77.4%	83.6%	86.2%	88.8%

A/ "UNADJUSTED REENLISTMENT RATE" - THE RATIO OF TOTAL REENLISTMENTS OCCURRING IN A GIVEN PERIOD TO TOTAL SEPARATIONS ELIGIBLE TO REENLIST IN THE SAME PERIOD, EXPRESSED AS A PERCENTAGE.

B/ "ADJUSTED REENLISTMENT RATE" - THE "UNADJUSTED" RATE ADJUSTED TO EXCLUDE THE EFFECTS OF: (1) EARLY SEPARATIONS FOR IMMEDIATE REENLISTMENTS AND (2) OTHER EARLY DISCHARGES OF ELIGIBLES UNDER EARLY RELEASE PROGRAMS.

TABLE P309A

DEPARTMENT OF DEFENSE
ACTIVE DUTY MILITARY PERSONNEL STRENGTHS BY REGIONAL AREA AND BY COUNTRY

REGIONAL AREA/COUNTRY	DECEMBER 31, 1983			
	TOTAL	ARMY	AIR FORCE	NAVY MARINE CORPS
U. S. TERRITORY AND SPECIAL LOCATIONS				
CONTINENTAL UNITED STATES (CONUS)	1,301,761	467,119	427,914	261,160
ALASKA	20,021	7,683	10,590	1,553
HAWAII	46,138	17,956	6,678	12,537
AMERICAN SAMOA	2	2	0	0
GUAM	9,074	34	3,986	4,639
JOHNSTON ATOLL	136	130	6	0
MIDWAY ISLANDS	8	0	0	0
PUERTO RICO	3,734	473	44	3,048
TRUST TERRITORY OF THE PACIFIC ISLANDS	78	38	13	27
VIRGIN ISLANDS OF THE U.S.	11	9	1	0
WAKE ISLAND	7	0	7	0
TRANSIENTS	74,824	28,512	20,550	17,587
AFLOAT	169,732	0	0	169,699
TOTAL-U.S. TERR. AND SPECIAL LOCATIONS	1,625,526	521,956	469,789	470,259
FOREIGN COUNTRIES				
(1) WESTERN & SOUTHERN EUROPE				
AUSTRIA	30	5	2	0
BELGIUM*	2,134	1,347	642	114
CYPRUS	15	3	2	0
DENMARK*	57	7	20	17
FINLAND	21	5	2	2
FRANCE*	70	14	13	9
GERMANY (FED. REPUBLIC & WEST BERLIN)*	246,330	206,828	39,093	318
GIBRALTAR	1	0	0	1
GREECE*	3,540	539	2,524	462
GREENLAND*	314	0	314	0
ICELAND*	3,100	3	1,171	1,824
IRELAND	8	2	0	0
ITALY*	13,627	4,099	4,720	4,543
LUXEMBOURG*	7	0	0	0
MALTA	1	1	0	0
NETHERLANDS*	2,707	811	1,877	16
NORWAY*	217	35	129	34
PORTUGAL*	1,596	63	1,129	392
SPAIN*	9,235	22	5,108	3,912
SWEDEN	18	1	6	2
SWITZERLAND	32	6	2	0
				24

TABLE P309A
DEPARTMENT OF DEFENSE
ACTIVE DUTY MILITARY PERSONNEL STRENGTHS BY REGIONAL AREA AND BY COUNTRY

REGIONAL AREA/COUNTRY	DECEMBER 31, 1983				
	TOTAL	ARMY	AIR FORCE	NAVY	MARINE CORPS
TURKEY*	5,120	1,219	3,795	88	18
UNITED KINGDOM*	28,256	212	25,437	2,242	365
AFLOAT	14,248	0	0	13,797	451
TOTAL-WESTERN & SOUTHERN EUROPE	330,684	215,222	85,978	27,773	1,711
(*EUROPEAN NATO)	(316,310)	(215,199)	(85,964)	(13,971)	(1,176)
(*EUROPEAN NATO PERMANENTLY ASSIGNED)	(316,063)	(215,363)	(85,600)	(13,924)	(1,176)
(2) EAST ASIA AND PACIFIC					
AUSTRALIA	714	9	279	419	7
BURMA	11	3	2	0	6
CHINA	21	5	4	2	10
FIJI	1	0	0	1	0
HONG KONG	40	10	5	14	11
INDONESIA	47	11	11	13	12
JAPAN (INCLUDING OKINAWA)	45,290	2,490	14,549	7,197	21,054
MALAYSIA	15	6	2	0	7
NEW ZEALAND	89	22	11	49	7
PHILIPPINES	14,865	53	9,170	4,980	662
REPUBLIC OF KOREA	39,610	28,372	10,814	4,370	54
SINGAPORE	26	4	3	12	7
THAILAND	161	58	81	9	13
AFLOAT	19,295	0	0	17,242	2,053
TOTAL-EAST ASIA & PACIFIC	120,185	31,043	34,931	30,308	23,903
(3) AFRICA, NEAR EAST AND SOUTH ASIA					
AFGHANISTAN	6	0	0	0	6
ALGERIA	8	2	0	0	6
BAHRAIN	92	2	1	89	0
BANGLADESH	8	2	0	0	6
BRITISH INDIAN OCEAN TERRITORY (INCLUDES DIEGO GARCIA)	1,506	0	13	1,493	0
CAMEROON	8	2	0	0	6
CONGO	7	1	0	1	5
EGYPT	1,163	1,030	81	33	19
ETHIOPIA	13	0	0	0	13
GABON	6	0	0	0	6
GHANA	10	3	0	0	7
INDIA	34	5	5	5	19
ISRAEL	70	26	18	7	19
IVORY COAST	10	3	0	0	7
JORDAN	27	11	8	0	8

TABLE P309A

DEPARTMENT OF DEFENSE
ACTIVE DUTY MILITARY PERSONNEL STRENGTHS BY REGIONAL AREA AND BY COUNTRY

DECEMBER 31, 1983

REGIONAL AREA/COUNTRY	TOTAL	ARMY	AIR FORCE	NAVY	MARINE CORPS
KENYA	33	10	10	1	12
KUWAIT	32	20	1	1	10
LEBANON	102	84	0	1	17
LIBERIA	23	10	2	4	7
MADAGASCAR	7	0	0	2	5
MALAWI	2	2	0	0	0
MALDIVES	4	4	0	0	0
MALI	6	0	0	0	6
MAURITIUS	7	0	0	0	7
MOROCCO	41	11	12	3	15
NEPAL	8	2	0	0	6
NIGER	6	0	0	0	6
NIGERIA	16	3	3	0	10
OMAN	17	5	3	1	8
PAKISTAN	32	8	6	2	16
ST. HELENA (INCLUDES ASCENSION ISLAND)	2	0	2	0	0
SAUDI ARABIA	695	225	397	56	17
SENEGAL	10	0	0	2	8
SEYCHELLES	4	0	4	0	0
SOMALIA	26	17	1	2	6
SOUTH AFRICA	17	2	4	1	10
SRI LANKA	9	0	0	3	6
SUDAN	23	8	6	0	9
SYRIA	13	3	0	0	10
TANZANIA, UNITED REPUBLIC OF	17	0	0	0	17
TUNISIA	26	11	2	2	11
UNITED ARAB EMIRATES	3	1	2	0	0
UPPER VOLTA	4	0	0	0	4
YEMEN (SANA'A)	18	8	4	0	6
ZAIRE	21	6	6	0	9
ZAMBIA	5	0	0	0	5
ZIMBABWE	7	2	0	0	5
AFLOAT	23,418	0	0	21,055	2,363
TOTAL-AFRICA, NEAR EAST & SOUTH ASIA	327,612	1,529	591	22,764	302,728
(4) WESTERN HEMISPHERE					
ANTIGUA	110	2	1	107	0
ARGENTINA	23	4	7	3	9
BAHAMAS, THE	28	0	1	22	5
BARBADOS	11	4	0	1	6
BELIZE	4	3	0	1	0

TABLE P309A

DEPARTMENT OF DEFENSE
ACTIVE DUTY MILITARY PERSONNEL STRENGTHS BY REGIONAL AREA AND BY COUNTRY

DECEMBER 31, 1983

REGIONAL AREA/COUNTRY	TOTAL	ARMY	AIR FORCE	NAVY	MARINE CORPS
BERMUDA	1,465	0	0	1,384	81
BOLIVIA	13	3	3	0	7
BRAZIL	45	11	7	4	23
CANADA	680	10	223	435	12
CHILE	20	3	22	1	14
COLOMBIA	31	9	4	4	14
COSTA RICA	12	4	0	0	8
CUBA (GUANTANAMO)	2,295	0	0	1,814	481
DOMINICAN REPUBLIC	18	4	2	3	9
ECUADOR	21	5	5	2	9
EL SALVADOR	101	77	3	0	21
GRENADA	288	281	0	0	7
GUATEMALA	20	5	1	0	14
GUYANA	6	0	0	0	6
HAITI	9	2	1	0	6
HONDURAS	2,106	1,707	175	2	222
JAMAICA	15	1	0	3	11
MEXICO	31	9	6	3	13
NICARAGUA	12	2	0	0	10
PANAMA	9,316	6,792	2,021	364	139
PARAGUAY	12	3	1	1	7
PERU	28	5	7	8	8
SURINAME	3	3	0	0	0
TRINIDAD AND TOBAGO	0	0	0	0	0
TURKS AND CAICOS ISLANDS	1	0	1	0	0
URUGUAY	15	4	2	2	7
VENEZUELA	35	6	17	3	9
AFLOAT	2,425	0	0	1,677	748
TOTAL-WESTERN HEMISPHERE	19,199	8,959	2,490	5,844	1,906
(5) ANTARCTICA	103	36	0	67	0
(6) EASTERN EUROPE					
BULGARIA	10	2	2	0	6
CZECHOSLOVAKIA	11	1	3	0	7
GERMAN DEMOCRATIC REPUBLIC	52	45	0	0	7
HUNGARY	12	4	1	0	7
POLAND	15	3	1	0	11
ROMANIA	10	3	0	0	7
UNION OF SOVIET SOCIALIST REPUBLICS	52	8	6	4	34
YUGOSLAVIA	18	4	4	1	9

TABLE P309A

DEPARTMENT OF DEFENSE
ACTIVE DUTY MILITARY PERSONNEL STRENGTHS BY REGIONAL AREA AND BY COUNTRY

DECEMBER 31, 1983					
REGIONAL AREA/COUNTRY	TOTAL	ARMY	AIR FORCE	NAVY	MARINE CORPS
TOTAL-EASTERN EUROPE	180	70	17	5	88
(7) UNDISTRIBUTED	121	54	2	65	0
TOTAL FOREIGN COUNTRIES	798,383	256,913	124,009	87,125	330,336
ASHORE	738,698	256,913	124,009	33,055	324,721
AFLOAT	59,685	0	0	54,070	5,615
TOTAL WORLDWIDE	2,423,909	778,869	593,798	557,384	493,858
ASHORE	2,194,492	778,869	593,798	333,615	488,210
AFLOAT	229,417	0	0	223,769	5,648

NOTE. ASHORE INCLUDES TEMPORARILY SHORE-BASED.

G L O S S A R Y O F T E R M S

Active Duty: Full-time duty in the active service of a uniformed service, including duty on the active list, full-time training duty, annual training duty, and attendance while in the active service, at a school designated as a service school by law or by the Secretary concerned.

Armed Forces of the United States: Includes the Army, Navy, Air Force, Marine Corps, and Coast Guard, and all components thereof.

Career Regular: Individual serving on active duty in the regular component for a second or subsequent term of service or on an extended tour for which a reenlistment bonus was paid. An individual serving on an initial term of service in the regular component of a Service with at least 24 months of prior active duty with another Service will be considered a career regular.

Civil Functions: Functions primarily associated with the Civil Works program of the Army Corps of Engineers. This program encompasses planning, programming, designing, constructing, and operating Federal water resource projects for navigation, flood control, hydroelectric power, water supply, recreation, and related activities. Civil Functions also includes cemeterial workers (Army) and several conservation management employees (Air Force).

Continental United States: Unless otherwise qualified, means the 48 contiguous States and the District of Columbia.

Early Separations for Reenlistment: Separations prior to expiration of term of service for purpose of immediate reenlistment, as provided under service regulations.

Enlisted Member. A person enlisted, enrolled, or conscripted into the military service.

Enlistment. (1) A voluntary entrance into military service under enlisted status, as distinguished from induction through Selective Service.

(2) A period of time, contractual or prescribed by law, which enlisted members serve between enrollment and discharge.

First Term Regular: Individual serving on an initial term of service in the regular component of a Service, including those with prior active service in a nonregular component of the same Service (e.g., as a reservist or inductee). An individual serving on an initial term of service in the regular component of a Service who has less than 24 months of prior active duty with another Service will also be considered a first term regular.

Officer: A commissioned or warrant officer.

Reenlistment: Entry into active duty in the regular component of individuals with prior military service, either as regulars or as inductees of the same Service, either immediately or within 90 days after separation from a prior tour of active duty.

Reserve Components: The Army National Guard of the United States, Army Reserve, Naval Reserve, Marine Corps Reserve, Air National Guard of the United States, Air Force Reserve, and Coast Guard Reserve.

Separations, Eligible to Reenlist: Separations of individuals who, under current Service policies, are eligible (or available) for reenlistment in the regular components.

Service Academy Cadet or Midshipman: A person in training at one of the service academies to become a commissioned officer.

Warrant Officer: A person who holds a commission or warrant in a warrant officer grade.

ND