

AD-A151 086

MILITARY MANPOWER STATISTICS, FEBRUARY, FY-84. (U)
WASHINGTON HEADQUARTERS SERVICE (DOD) DIR FOR INFO
OP & RPTS. FEB 84. DIOR/M03-84/05

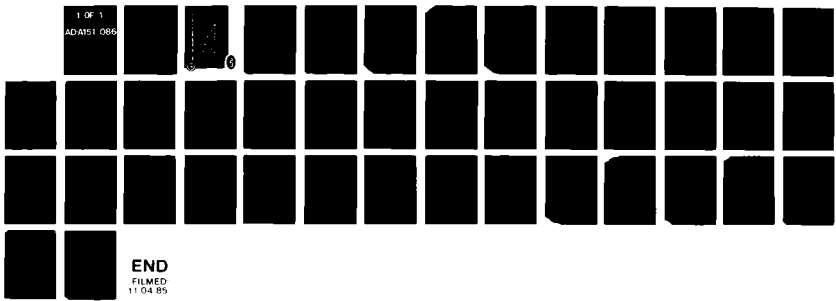
1/1

UNCLASSIFIED

F/G 5/9

N/L


1 OF 1
AD-A151 086



END
FILMED
11 04 85

1 OF 1

AD-A151 086




**THIS REPORT IS UNCLASSIFIED AND
ITS DISTRIBUTION IS UNLIMITED**



Department of Defense

MILITARY MANPOWER STATISTICS

FEBRUARY 1984



Department of Defense

Military Manpower Statistics

February 1984

Issued Monthly by

**Washington Headquarters Services
Directorate for Information
Operations and Reports**

FOREWORD

Military Manpower Statistics (MMS) is a monthly publication prepared by the Washington Headquarters Services, Directorate for Information Operations and Reports (WHS/DIOR) of the Office of the Secretary of Defense.

The MMS report presents audited statistical data pertaining to military personnel on active duty for the current fiscal year on a monthly basis. The March, June, September, and December issues contain quarterly summaries of certain military manpower data as annotated in the Table of Contents. Although these tables are revised quarterly, they are published without changes in two subsequent monthly editions of this publication. The publication is generated from a computerized data base developed and maintained by the Manpower Management Information Division of WHS/DIOR.

The report is approved for public release at cost: distribution unlimited. However, all requests for this publication and DoD-wide data contained therein should be referred to WHS/DIOR or cognizant offices in the Office of the Secretary of Defense. Requests for additional copies should be addressed to the Director for Information Operations and Reports, WHS, Room 1C535, The Pentagon, Washington, DC 20301. (When ordering please cite publication number M03.)

**NOTE: Excluded from all total DoD strength figures for Fiscal Year 1984 are approximately 49,000 full-time military personnel who are paid from other than active duty military personnel appropriations. This group is funded from appropriations for reserve components and Corps of Engineers civil functions.*

T A B L E O F C O N T E N T S

	<u>Page</u>
<u>Active Duty Military Manpower Statistics</u>	
Figure 1-1 Department of Defense Active Duty Military Personnel	1
Table P10 Summary of Military Personnel	3
Table P11 Department of Defense Manpower Comparison	4
Table P11.1 Military and Civilian Direct Hire Civilian Personnel, by Component (Excluding the Military Departments), According to Type	5
Table P22.1 Total Active Duty Military Personnel by Service	6
Table P23.1 Active Duty Officer Personnel and Percent of Total Military Personnel, by Service	7
Table P23.3 Total Active Duty Military Personnel by Type	8
Table P23.4 Army Active Duty Military Personnel by Type	9
Table P23.5 Navy Active Duty Military Personnel by Type	10
Table P23.6 Marine Corps Active Duty Military Personnel by Type	11
Table P23.7 Air Force Active Duty Military Personnel by Type	12
Table P23.41 Army Active Duty Military Personnel	13
Table P23.51 Navy Active Duty Military Personnel	14
Table P23.61 Marine Corps Active Duty Military Personnel	15
Table P23.71 Air Force Active Duty Military Personnel	16
Table P25.6 Female Military Personnel on Active Duty, Officers and Enlisted, by Service	17

	<u>Page</u>
<u>Active Duty Military Manpower Statistics</u>	
Table P26.0	18
Military Personnel on Active Duty by Grade in Which Serving	
Table P26.02	19
Female Military Personnel on Active Duty by Grade in Which Serving	
Table P26.04	20
Military Personnel on Active Duty by Grade in Which Serving - Regular	
Table P26.05	21
Military Personnel on Active Duty by Grade in Which Serving - Reserve	
Table P27.1	22
Summary of Enlisted Personnel Procurement	
Table P27.21	23
Army Enlisted Personnel Procurement	
Table P27.22	24
Navy Enlisted Personnel Procurement	
Table P27.23	25
Marine Corps Enlisted Personnel Procurement	
Table P27.24	26
Air Force Enlisted Personnel Procurement	
*Table P29.20-29.34	27
Reenlistment Rates by Service	
*Table P309A	30
Active Duty Military Personnel Strengths by Regional Area and by Country	
Glossary of Terms	35

* Prepared quarterly, this table is updated in March, June, September and December.

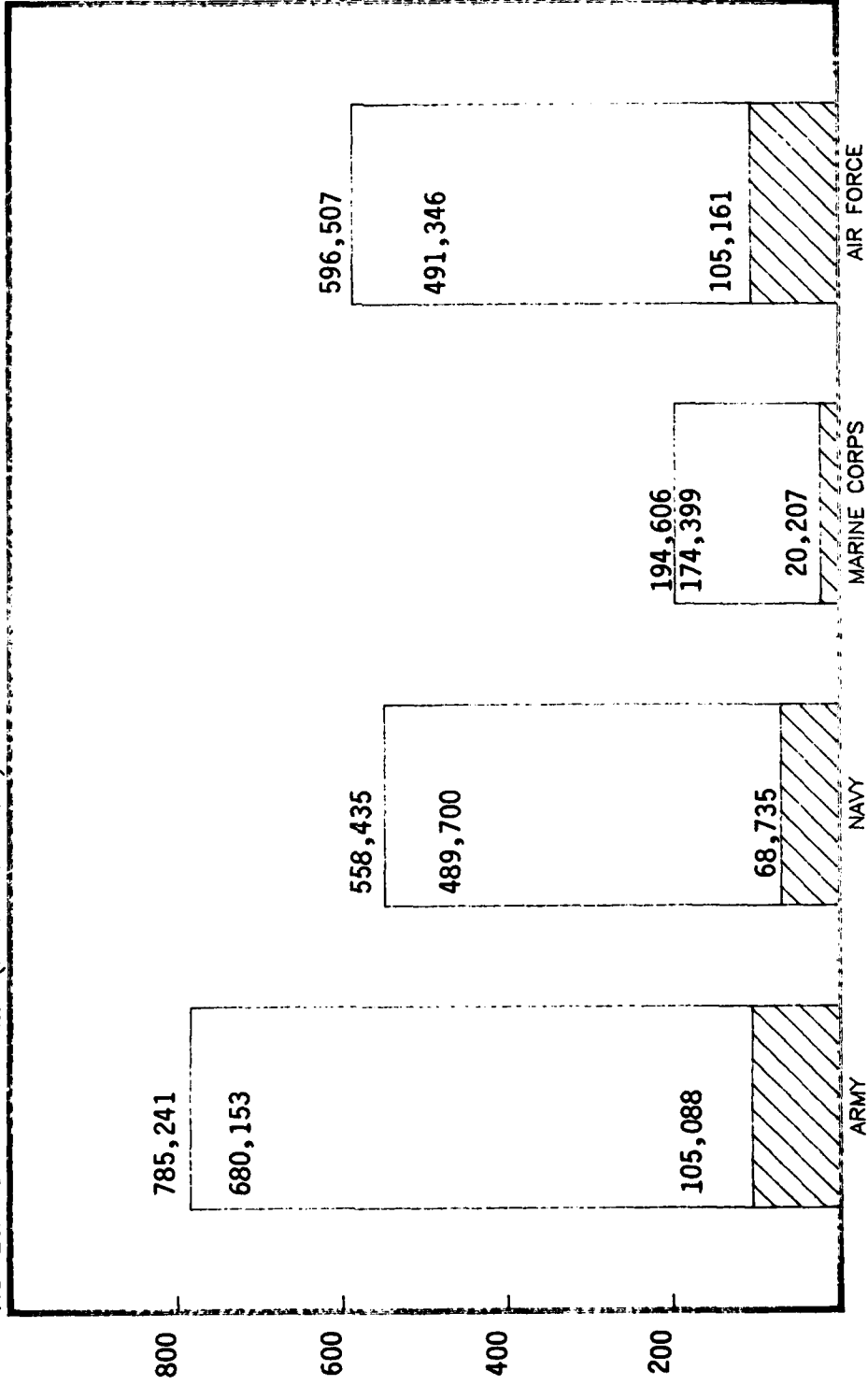
DOD ACTIVE DUTY MILITARY PERSONNEL

FEBRUARY 29, 1984

ENLISTED/
CADETS

OFFICERS

NUMBER OF PERSONNEL (IN THOUSANDS)



MILITARY SERVICE

FIGURE 1-1

TABLE P10

DEPARTMENT OF DEFENSE
SUMMARY OF MILITARY PERSONNEL

	TOTAL DOD	ARMY	NAVY	MARINE CORPS	AIR FORCE
1. ACTIVE DUTY MILITARY AS OF FEB 29 1984					
OFFICER	299,191	105,088	68,735	20,207	105,161
ENLISTED	1,822,551	675,724	485,314	174,399	487,114
CADETS & MIDSHIPMEN	13,047	4,429	4,386	-	4,232
TOTAL ACTIVE DUTY MILITARY	2,134,789	785,241	558,435	194,606	596,507
2. OFFICER TRAINING IN COLLEGES A/ AS OF MAY 1983	99,121	71,954	8,224	-	18,943

A/ EXCLUDES 175,538 IN JUNIOR DIVISION, MILITARY
SCHOOLS AND NATIONAL CADETS CORPS.

TABLE P11
DOD MANPOWER COMPARISON
(MILITARY & CIVIL FUNCTIONS) A/

DATE	TOTAL DOD	ARMY			AIR FORCE			NAVY AND MARINE CORPS			OSD/JCS/ ODA	
		MILI-TARY	CIVIL- IAN B/	TOTAL	MILI-TARY	CIVIL- IAN B/	TOTAL	NAVY MILI-TARY	MARINE CORPS MILI-TARY	CIVIL- IAN B/		TOTAL
OCT 31 83	3,154,214	778,054	372,233	1,150,287	592,500	242,228	834,728	556,739	193,171	336,390	1,086,300	82,899
NOV 30 83	3,166,949	782,305	374,301	1,156,606	592,862	244,155	837,017	557,420	193,900	338,275	1,089,595	83,731
DEC 31 83	3,169,174	778,869	374,992	1,153,861	593,798	246,264	840,062	557,384	193,858	339,891	1,091,133	84,118
JAN 31 84	3,172,045	782,738	374,213	1,156,951	595,686	244,629	840,315	557,046	194,989	338,469	1,090,504	84,275
FEB 29 84	3,178,255	785,241	375,124	1,160,365	596,507	245,221	841,728	558,435	194,606	338,429	1,091,470	84,692

A/ CIVIL FUNCTIONS INCLUDES CIVILIAN PERSONNEL ONLY.

B/ "TOTAL PAID EMPLOYEES" AS REPORTED OFFICIALLY TO THE OFFICE OF PERSONNEL MANAGEMENT; EXCLUDES OVERSEAS SUPPORT PERSONNEL (INDIRECT HIRE).

C/ CIVILIAN PERSONNEL ONLY. MILITARY PERSONNEL ASSIGNED TO OSD, OJCS AND OTHER DEFENSE ACTIVITIES (ODA) ARE REPORTED BY THEIR RESPECTIVE SERVICES.

TABLE P11.1

Military and Direct Hire Civilian Personnel, by Component (Excluding the Military Departments), According to Type

February 29, 1984

DEFENSE COMPONENT	TOTAL	CIVILIAN ^{a/}	MILITARY ^{b/}		ENLISTED
			TOTAL	OFFICER	
<u>TOTALS</u>	<u>92,444</u>	<u>84,692</u>	<u>7,752</u>	<u>4,645</u>	<u>3,107</u>
OSD and Related Activities ^{c/}	5,590	3,625	1,965	1,409	556
Defense Audiovisual Agency	276	265	11	11	-
Defense Communications Agency	3,435	1,760	1,675	533	1,142
Defense Contract Audit Agency	3,814	3,814	-	-	-
Defense Intelligence Agency	4,940	2,930	2,010	1,317	693
Defense Investigative Service	3,383	3,341	42	2	40
Defense Logistics Agency	48,364	47,410	954	798	156
Defense Mapping Agency	9,397	8,957	440	179	261
Defense Nuclear Agency	1,199	682	517	317	200
Department of Defense Dependents Schools	11,167	11,167	-	-	-
Uniformed Services University of the Health Sciences	879	741	138 ^{d/}	79	59

a/ Includes personnel not subject to Office of Management and Budget (OMB) ceiling control.

b/ Military personnel assigned to OSD and related activities and Other Defense Agencies are included in the strength figures for the respective services.

c/ See the Glossary for a list of OSD and Related Activities.

d/ Excludes students.

TABLE P22.1

DEPARTMENT OF DEFENSE
TOTAL ACTIVE DUTY MILITARY PERSONNEL BY SERVICE

DATE	TOTAL DOD	ARMY	NAVY	MARINE CORPS	AIR FORCE
OCT 31 1983	2,120,464	778,054	556,739	193,171	592,500
NOV 30 1983	2,126,487	782,305	557,420	193,900	592,862
DEC 31 1983	2,123,909	778,869	557,384	193,858	593,798
JAN 31 1984	2,130,459	782,738	557,046	194,989	595,686
FEB 29 1984	2,134,789	785,241	558,435	194,606	596,507

TABLE P23.1

DEPARTMENT OF DEFENSE
ACTIVE DUTY OFFICER PERSONNEL AND PERCENT OF TOTAL MILITARY PERSONNEL, BY SERVICE

DATE	TOTAL DOD		ARMY		NAVY		MARINE CORPS		AIR FORCE	
	NUMBER	%	NUMBER	%	NUMBER	%	NUMBER	%	NUMBER	%
OCT 31 1983	298,896	14.1	105,424	13.5	68,504	12.3	20,012	10.4	104,956	17.7
NOV 30 1983	298,917	14.1	105,016	13.4	68,781	12.3	20,020	10.3	105,100	17.7
DEC 31 1983	298,811	14.1	104,997	13.5	68,682	12.3	20,002	10.3	105,130	17.7
JAN 31 1984	299,502	14.1	105,246	13.4	68,654	12.3	20,280	10.4	105,322	17.7
FEB 29 1984	299,191	14.0	105,088	13.4	68,735	12.3	20,207	10.4	105,161	17.6

TABLE P23.3

DEPARTMENT OF DEFENSE
TOTAL ACTIVE DUTY MILITARY PERSONNEL BY TYPE

DATE	TOTAL	OFFICERS	ENLISTED	A/ CADETS AND MIDSHIPMEN
OCT 31 1983	2,120,464	298,896	1,808,140	13,428
NOV 30 1983	2,126,487	298,917	1,814,197	13,373
DEC 31 1983	2,123,909	298,811	1,811,831	13,267
JAN 31 1984	2,130,459	299,502	1,817,772	13,185
FEB 29 1984	2,134,789	299,191	1,822,551	13,047

A/ CONSISTS OF THE FOLLOWING:
FOR ARMY - CADETS, U. S. MILITARY ACADEMY
FOR NAVY - MIDSHIPMEN, U. S. NAVAL ACADEMY
FOR AIR FORCE - CADETS, U. S. AIR FORCE ACADEMY

TABLE P23.4

DEPARTMENT OF DEFENSE
ARMY ACTIVE DUTY MILITARY PERSONNEL BY TYPE

DATE	TOTAL	OFFICERS	ENLISTED	CADETS U.S. MILITARY ACADEMY
OCT 31 1983	778,054	105,424	668,071	4,559
NOV 30 1983	782,305	105,016	672,758	4,531
DEC 31 1983	778,869	104,997	669,367	4,505
JAN 31 1984	782,738	105,246	672,995	4,497
FEB 29 1984	785,241	105,088	675,724	4,429

TABLE P23.5
 DEPARTMENT OF DEFENSE
 NAVY ACTIVE DUTY MILITARY PERSONNEL BY TYPE

DATE	TOTAL	OFFICERS	ENLISTED	MIDSHIPMEN U.S. NAVAL ACADEMY
OCT 31 1983	556,739	68,504	483,779	4,456
NOV 30 1983	557,420	68,781	484,183	4,456
DEC 31 1983	557,384	68,682	484,256	4,446
JAN 31 1984	557,046	68,654	483,952	4,440
FEB 29 1984	558,435	68,735	485,314	4,386

TABLE P23.6

DEPARTMENT OF DEFENSE
MARINE CORPS ACTIVE DUTY MILITARY PERSONNEL BY TYPE

DATE	TOTAL	OFFICERS	ENLISTED
OCT 31 1983	193,171	20,012	173,159
NOV 30 1983	193,900	20,020	173,880
DEC 31 1983	193,858	20,002	173,856
JAN 31 1984	194,989	20,280	174,709
FEB 29 1984	194,606	20,207	174,399

TABLE P23.7

DEPARTMENT OF DEFENSE
AIR FORCE ACTIVE DUTY MILITARY PERSONNEL BY TYPE

DATE	TOTAL	OFFICERS	ENLISTED	CADETS U.S.A.F. ACADEMY
OCT 31 1983	592,500	104,956	483,131	4,413
NOV 30 1983	592,862	105,100	483,376	4,386
DEC 31 1983	593,798	105,130	484,352	4,316
JAN 31 1984	595,686	105,322	486,116	4,248
FEB 29 1984	596,507	105,161	487,114	4,232

TABLE P23.41

DEPARTMENT OF DEFENSE
ARMY ACTIVE DUTY MILITARY PERSONNEL

REPORTED STRENGTH, AND ADJUSTMENTS TO REPORTED STRENGTH TO DERIVE "DIRECT PROGRAM STRENGTH"
CHARGEABLE TO APPROPRIATION "MILITARY PERSONNEL, ARMY"

DATE	REPORTED STRENGTH	(LESS) REIMBURSABLES		DIRECT PROGRAM STRENGTH CHARGEABLE TO APPROPRIATION "MILITARY PERSONNEL, ARMY"		CADETS U.S. MILITARY ACADEMY	
		OFFICER	ENLISTED	TOTAL	OFFICER	ENLISTED	OFFICER
OCT 31 1983	778,054	471	300	777,283	104,953	667,771	4,559
NOV 30 1983	782,305	469	298	781,538	104,547	672,460	4,531
DEC 31 1983	778,869	469	288	778,112	104,528	669,079	4,505
JAN 31 1984	782,738	471	296	781,971	104,775	672,699	4,497
FEB 29 1984	785,241	469	295	784,477	104,619	675,429	4,429

TABLE P23.51

DEPARTMENT OF DEFENSE
NAVY ACTIVE DUTY MILITARY PERSONNEL

REPORTED STRENGTH, AND ADJUSTMENTS TO REPORTED STRENGTH TO DERIVE "DIRECT PROGRAM STRENGTH"
CHARGEABLE TO APPROPRIATION "MILITARY PERSONNEL, NAVY"

DATE	REPORTED STRENGTH	(LESS) REIMBURSABLES		DIRECT PROGRAM STRENGTH CHARGEABLE TO APPROPRIATION "MILITARY PERSONNEL, NAVY"		MIDSHIPMEN U.S. NAVAL ACADEMY
		OFFICER	ENLISTED	TOTAL	OFFICER	
OCT 31 1983	556,739	409	1,064	555,266	68,095	4,456
NOV 30 1983	557,420	416	1,089	555,915	68,365	4,456
DEC 31 1983	557,384	421	1,077	555,886	68,261	4,446
JAN 31 1984	557,046	427	1,067	555,552	68,227	4,440
FEB 29 1984	558,435	431	1,060	556,944	68,304	4,386

TABLE P23.61

DEPARTMENT OF DEFENSE
MARINE CORPS ACTIVE DUTY MILITARY PERSONNEL

REPORTED STRENGTH, AND ADJUSTMENTS TO REPORTED STRENGTH TO DERIVE "DIRECT PROGRAM STRENGTH"
CHARGEABLE TO APPROPRIATION "MILITARY PERSONNEL, MARINE CORPS"

DATE	REPORTED STRENGTH	(LESS) REIMBURSABLES	DIRECT PROGRAM STRENGTH CHARGEABLE TO APPN. "MILITARY PERSONNEL, MARINE CORPS"
	TOTAL	OFFICER	ENLISTED
	TOTAL	OFFICER	ENLISTED
OCT 31 1983	193,171	25	193,146
NOV 30 1983	193,900	24	193,875
DEC 31 1983	193,858	24	193,833
JAN 31 1984	194,989	26	194,962
FEB 29 1984	194,606	26	194,579
		19,987	173,159
		19,996	173,879
		19,978	173,855
		20,254	174,708
		20,181	174,398

TABLE P23.71

DEPARTMENT OF DEFENSE
AIR FORCE ACTIVE DUTY MILITARY PERSONNEL

REPORTED STRENGTH, AND ADJUSTMENTS TO REPORTED STRENGTH TO DERIVE "DIRECT PROGRAM STRENGTH"
CHARGEABLE TO APPROPRIATION "MILITARY PERSONNEL, AIR FORCE"

DATE	REPORTED STRENGTH	(LESS) REIMBURSABLES	DIRECT PROGRAM STRENGTH CHARGEABLE TO APPROP. "MILITARY PERSONNEL, AIR FORCE"	CADETS U.S.A.F. ACADEMY	
	TOTAL	OFFICER	ENLISTED	TOTAL	
		OFFICER	ENLISTED	OFFICER	
				ENLISTED	
OCT 31 1983	592,500	-	-	104,956	483,131
NOV 30 1983	592,862	-	-	105,100	483,376
DEC 31 1983	593,798	-	-	105,130	484,352
JAN 31 1984	595,686	-	-	105,322	486,116
FEB 29 1984	596,507	-	-	105,161	487,114

TABLE P25.6

DEPARTMENT OF DEFENSE
 FEMALE MILITARY PERSONNEL ON ACTIVE DUTY, OFFICERS AND ENLISTED, BY SERVICE

DATE	TOTAL DOD		ARMY		NAVY		ENL & MID-SHIPMEN		MARINE CORPS		AIR FORCE	
	TOTAL	OFF	TOTAL	OFF	TOTAL	OFF	TOTAL	OFF	TOTAL	OFF	TOTAL	OFF
OCT 31 83	198,492	27,305	171,187	9,521	66,752	6,410	40,761	8,205	66,220	10,751	55,469	
NOV 30 83	199,717	27,445	172,272	9,553	67,457	6,463	40,975	8,275	66,379	10,814	55,565	
DEC 31 83	199,458	27,374	172,084	9,543	67,122	6,447	41,203	8,226	66,301	10,768	55,533	
JAN 31 84	200,271	27,493	172,778	9,572	67,601	6,462	41,316	8,213	66,465	10,817	55,648	
FEB 29 84	200,654	27,557	173,097	9,645	67,579	6,476	41,539	8,274	66,498	10,793	55,705	

TABLE P26.0
 DEPARTMENT OF DEFENSE
 MILITARY PERSONNEL ON ACTIVE DUTY BY GRADE IN WHICH SERVING
 FEBRUARY 29, 1984

RANK/GRADE	TOTAL DOD	ARMY	NAVY	MARINE CORPS	AIR FORCE
GENERAL - ADMIRAL	35	12	8	2	13
LT GENERAL - VICE ADMIRAL	122	46	32	7	37
MAJ GENERAL - REAR ADMIRAL(U)	363	142	80	23	118
BRIG GENERAL - REAR ADMIRAL(L) A/	528	195	130	33	170
COLONEL - CAPTAIN	14,591	4,790	3,709	632	5,460
LIEUTENANT COL - COMMANDER	32,708	10,828	7,611	1,655	12,614
MAJOR - LT COMMANDER	51,535	16,523	12,815	3,059	19,138
CAPTAIN - LIEUTENANT	99,794	34,529	20,164	6,161	38,940
1st LIEUTENANT - LIEUTENANT (JG)	42,576	13,852	10,834	3,517	14,373
2nd LIEUTENANT - ENSIGN	37,215	9,158	10,227	3,532	14,298
CHIEF WARRANT OFFICER W-4	2,353	1,630	591	132	-
CHIEF WARRANT OFFICER W-3	5,781	4,317	1,240	224	-
CHIEF WARRANT OFFICER W-2	8,674	6,647	1,294	733	-
WARRANT OFFICER W-1	2,916	2,419	-	497	-
TOTAL OFFICERS	299,191	105,088	68,735	20,207	105,161
E-9	14,294	4,180	3,784	1,290	5,040
E-8	37,864	15,831	8,614	3,736	9,683
E-7	127,053	50,788	30,549	9,143	36,573
E-6	230,018	88,846	69,824	15,347	56,001
E-5	356,902	122,028	101,737	24,924	108,213
E-4	407,728	176,931	98,470	32,771	99,556
E-3	381,917	102,433	103,545	47,088	128,851
E-2	128,762	45,339	36,826	24,349	22,248
E-1	138,013	69,348	31,965	15,751	20,949
TOTAL ENLISTED	1,822,551	675,724	485,314	174,399	487,114
CADETS & MIDSHIPMEN	13,047	4,429	4,386	-	4,232
GRAND TOTAL	2,134,789	785,241	558,435	194,606	596,507

A/ INCLUDES THE NEWLY REESTABLISHED RANK OF COMMODORE.

TABLE P26.02

DEPARTMENT OF DEFENSE
FEMALE MILITARY PERSONNEL ON ACTIVE DUTY BY GRADE IN WHICH SERVING

FEBRUARY 29, 1984

RANK/GRADE	TOTAL DOD	ARMY	NAVY	MARINE CORPS	AIR FORCE
GENERAL - ADMIRAL	-	-	-	-	-
LT GENERAL - VICE ADMIRAL	-	-	-	-	-
MAJ GENERAL - REAR ADMIRAL(U)	-	-	-	-	-
BRIG GENERAL - REAR ADMIRAL(L) A/	8	2	3	-	3
COLONEL - CAPTAIN	260	90	83	8	79
LIEUTENANT COL - COMMANDER	980	314	311	28	327
MAJOR - LT COMMANDER	3,252	1,147	1,079	63	963
CAPTAIN - LIEUTENANT	11,679	4,147	2,453	180	4,899
1st LIEUTENANT - LIEUTENANT (JG)	5,834	2,218	1,217	166	2,233
2nd LIEUTENANT - ENSIGN	5,278	1,525	1,309	155	2,289
CHIEF WARRANT OFFICER W-4	8	-	4	4	-
CHIEF WARRANT OFFICER W-3	23	11	8	4	-
CHIEF WARRANT OFFICER W-2	142	120	9	13	-
WARRANT OFFICER W-1	93	71	-	22	-
TOTAL OFFICERS	27,557	9,645	6,476	643	10,793
E-9	52	16	12	9	15
E-8	238	136	40	34	28
E-7	1,963	1,139	378	125	321
E-6	10,416	4,889	2,862	477	2,188
E-5	37,549	13,712	9,214	1,547	13,076
E-4	54,408	24,303	10,757	2,116	17,232
E-3	43,219	11,940	12,133	2,297	16,849
E-2	11,369	3,936	3,322	1,152	2,959
E-1	12,601	7,032	2,516	517	2,536
TOTAL ENLISTED	171,815	67,103	41,234	8,274	55,204
CADETS & MIDSHIPMEN	1,282	476	305	-	501
GRAND TOTAL	200,654	77,224	48,015	8,917	66,498

A/ INCLUDES THE NEWLY REESTABLISHED RANK OF COMMODORE.

TABLE P26.04

DEPARTMENT OF DEFENSE
MILITARY PERSONNEL ON ACTIVE DUTY BY GRADE IN WHICH SERVING

REGULAR A/

FEBRUARY 29, 1984

RANK/GRADE	TOTAL DOD	ARMY	NAVY	MARINE CORPS	ATR FORCE
GENERAL	35	12	8	2	13
LT GENERAL	120	44	32	7	37
MAJ GENERAL	360	140	80	22	118
BRIG GENERAL	525	193	129	33	170
COLONEL	14,175	4,650	3,627	624	5,274
LIEUTENANT COL	31,040	10,066	7,312	1,628	12,034
MAJOR	45,659	13,817	11,709	2,987	17,146
CAPTAIN	58,939	13,807	14,649	5,273	25,210
1st LIEUTENANT	14,519	5,092	5,181	1,683	2,563
2nd LIEUTENANT	10,299	3,028	4,161	1,922	2,188
CHIEF WARRANT OFFICER W-4	2,016	1,305	581	130	-
CHIEF WARRANT OFFICER W-3	3,893	2,443	1,230	220	-
CHIEF WARRANT OFFICER W-2	2,785	775	1,281	729	-
WARRANT OFFICER W-1	552	55	-	497	-
TOTAL OFFICERS	184,917	55,427	49,980	14,757	64,753
E-9	14,243	4,177	3,746	1,280	5,040
E-8	37,715	15,815	8,513	3,715	9,672
E-7	126,563	50,755	30,153	9,088	36,567
E-6	229,206	88,819	69,139	15,276	55,972
E-5	353,541	122,004	99,339	24,641	107,557
E-4	401,635	176,919	92,515	32,723	99,478
E-3	363,025	102,373	85,779	47,059	127,814
E-2	117,994	45,141	28,076	24,317	20,460
E-1	131,285	69,137	25,496	15,726	20,926
TOTAL ENLISTED	1,775,207	675,140	442,756	173,825	483,486
CADETS & MIDSHIPMEN	13,047	4,429	4,386	-	4,232
REGULAR TOTAL	1,973,171	734,996	497,122	188,582	552,471

A/ REGULAR PLUS RETIRED REGULAR OFFICERS ON ACTIVE DUTY.

B/ INCLUDES THE NEWLY REESTABLISHED RANK OF COMMODORE.

TABLE P26.05

DEPARTMENT OF DEFENSE
MILITARY PERSONNEL ON ACTIVE DUTY BY GRADE IN WHICH SERVING

RESERVE A/

FEBRUARY 29, 1984

RANK/GRADE	TOTAL DOD	ARMY	NAVY	MARINE CORPS	AIR FORCE
GENERAL - ADMIRAL	-	-	-	-	-
LT GENERAL - VICE ADMIRAL	2	2	-	-	-
MAJ GENERAL - REAR ADMIRAL(U)	3	2	-	1	-
BRIG GENERAL - REAR ADMIRAL(L) B/	3	2	1	-	-
COLONEL - CAPTAIN	416	140	82	8	186
LIEUTENANT COL - COMMANDER	1,668	762	299	27	580
MAJOR - LT COMMANDER	5,876	2,706	1,106	72	1,992
CAPTAIN - LIEUTENANT	40,855	20,722	5,515	888	13,730
1st LIEUTENANT - LIEUTENANT (JG)	28,057	8,760	5,653	1,834	11,810
2nd LIEUTENANT - ENSIGN	26,916	6,130	6,066	2,610	12,110
CHIEF WARRANT OFFICER W-4	337	325	10	2	-
CHIEF WARRANT OFFICER W-3	1,888	1,874	10	4	-
CHIEF WARRANT OFFICER W-2	5,889	5,872	13	4	-
WARRANT OFFICER W-1	2,364	2,364	-	-	-
TOTAL OFFICERS	114,274	49,661	18,755	5,450	40,408
E-9	51	3	38	10	-
E-8	149	16	101	21	11
E-7	490	33	396	55	6
E-6	812	27	685	71	29
E-5	3,361	24	2,398	283	656
E-4	6,093	12	5,955	48	78
E-3	18,892	60	17,766	29	1,037
E-2	10,768	198	8,750	32	1,788
E-1	6,728	211	6,469	25	23
TOTAL ENLISTED	47,344	584	42,558	574	3,628
RESERVE TOTAL	161,618	50,245	61,313	6,024	44,036

A/ INCLUDES RESERVE, NATIONAL GUARD, AUS, AND AFUS OFFICERS ON ACTIVE DUTY.
B/ INCLUDES THE NEWLY REESTABLISHED RANK OF COMMODORE.

TABLE P27.1

DEPARTMENT OF DEFENSE
SUMMARY OF ENLISTED PERSONNEL PROCUREMENT
FISCAL YEAR 1984

	OCT 1983	NOV 1983	DEC 1983	JAN 1984	FEB 1984	MAR 1984
TOTAL DEPARTMENT OF DEFENSE	50,561	44,618	38,142	48,347	45,652	-
INDUCTIONS	-	-	-	-	-	-
FIRST ENLISTMENTS	27,812	27,057	19,518	27,014	26,322	-
IMMEDIATE REENLISTMENTS	19,128	14,314	16,104	17,889	16,184	-
OTHER REENLISTMENTS	1,776	2,091	1,233	1,927	1,898	-
RESERVES TO ACTIVE DUTY A/	1,845	1,156	1,287	1,517	1,248	-
ARMY	20,679	21,130	13,230	20,949	20,583	-
INDUCTIONS	-	-	-	-	-	-
FIRST ENLISTMENTS	12,285	14,113	6,673	12,341	13,169	-
IMMEDIATE REENLISTMENTS	7,352	5,556	6,033	7,370	6,350	-
OTHER REENLISTMENTS	1,009	1,426	498	1,149	1,019	-
RESERVES TO ACTIVE DUTY	33	35	26	89	45	-
NAVY	15,241	9,575	10,392	10,653	10,388	-
INDUCTIONS	-	-	-	-	-	-
FIRST ENLISTMENTS	7,391	5,167	4,663	4,548	5,264	-
IMMEDIATE REENLISTMENTS	5,605	2,875	4,098	4,367	3,460	-
OTHER REENLISTMENTS	570	483	474	469	593	-
RESERVES TO ACTIVE DUTY	1,675	1,050	1,157	1,269	1,071	-
MARINE CORPS	4,965	4,399	4,280	5,986	4,658	-
INDUCTIONS	-	-	-	-	-	-
FIRST ENLISTMENTS	3,560	3,099	2,607	4,280	2,633	-
IMMEDIATE REENLISTMENTS	1,166	1,153	1,447	1,371	1,762	-
OTHER REENLISTMENTS	132	87	133	197	148	-
RESERVES TO ACTIVE DUTY	107	60	93	138	115	-
AIR FORCE	9,676	9,514	10,240	10,759	10,023	-
INDUCTIONS	-	-	-	-	-	-
FIRST ENLISTMENTS	4,576	4,678	5,575	5,845	5,256	-
IMMEDIATE REENLISTMENTS	5,005	4,730	4,526	4,781	4,612	-
OTHER REENLISTMENTS	65	95	128	112	138	-
RESERVES TO ACTIVE DUTY	30	11	11	21	17	-

A/ INCLUDES NATIONAL GUARD.

TABLE P27.21

DEPARTMENT OF DEFENSE
ARMY ENLISTED PERSONNEL PROCUREMENT
FISCAL YEAR 1984

	OCT 1983	NOV 1983	DEC 1983	JAN 1984	FEB 1984	MAR 1984
TOTAL	20,679	21,130	13,230	20,949	20,583	
REGULAR ENL. AND REENL. - TOTAL	20,646	21,095	13,204	20,860	20,538	
FIRST ENLISTMENTS	12,285	14,113	6,673	12,341	13,169	
REENLISTMENTS - TOTAL	8,361	6,982	6,531	8,519	7,369	
IMMEDIATE REENLISTMENTS	7,352	5,556	6,033	7,370	6,350	
FORMER REGULAR FORMER RESERVE & N.G. FORMER INDUCTEE	7,351 1 -	5,556 - -	6,033 - -	7,369 1 -	6,349 1 -	
REENL. OTHER THAN IMMEDIATE	1,009	1,426	498	1,149	1,019	
WITHIN 2-90 DAYS AFTER SEPARATION	53	61	17	62	61	
FORMER REGULAR FORMER RESERVE & N.G. FORMER INDUCTEE FORMER OFFICER	9 37 3 4	16 34 8 3	7 7 1 2	14 31 8 9	13 37 11 -	
OVER 90 DAYS AFTER SEPARATION	956	1,365	481	1,087	958	
RESERVES AND N.G. CALLS	33	35	26	89	45	

TABLE P27.22

DEPARTMENT OF DEFENSE
NAVY ENLISTED PERSONNEL PROCUREMENT
FISCAL YEAR 1984

	OCT 1983	NOV 1983	DEC 1983	JAN 1984	FEB 1984	MAR 1984
TOTAL	15,241	9,575	10,392	10,653	10,388	
REGULAR ENL. AND REENL. - TOTAL	13,566	8,525	9,235	9,384	9,317	
FIRST ENLISTMENTS	7,391	5,167	4,663	4,548	5,264	
REENLISTMENTS - TOTAL	6,175	3,358	4,572	4,836	4,053	
IMMEDIATE REENLISTMENTS	5,605	2,875	4,098	4,367	3,460	
FORMER REGULAR	5,154	2,666	3,816	3,943	3,247	
FORMER RESERVE	451	209	282	424	213	
REENL. OTHER THAN IMMEDIATE	570	483	474	469	593	
WITHIN 2-90 DAYS AFTER SEPARATION	107	69	61	78	60	
FORMER REGULAR	107	69	61	78	60	
FORMER RESERVE	-	-	-	-	-	
OVER 90 DAYS AFTER SEPARATION	463	414	413	391	533	
RESERVES TO ACTIVE DUTY	1,675	1,050	1,157	1,269	1,071	
FIRST ENLISTMENTS	268	122	157	166	116	
REENLISTMENTS	1,407	928	1,000	1,103	955	

TABLE P27.23
 DEPARTMENT OF DEFENSE
 MARINE CORPS ENLISTED PERSONNEL PROCUREMENT
 FISCAL YEAR 1984

	OCT 1983	NOV 1983	DEC 1983	JAN 1984	FEB 1984	MAR 1984
TOTAL	4,965	4,399	4,280	5,986	4,658	
REGULAR ENL. AND REENL. - TOTAL	4,858	4,339	4,187	5,848	4,543	
FIRST ENLISTMENTS	3,560	3,099	2,607	4,280	2,633	
REENLISTMENTS - TOTAL	1,298	1,240	1,580	1,568	1,910	
IMMEDIATE REENLISTMENTS	1,166	1,153	1,447	1,371	1,762	
FORMER REGULAR A/ FORMER RESERVE FORMER INDUCTEE	1,130 36 -	1,149 4 -	1,444 3 -	1,366 5 -	1,759 3 -	
REENL. OTHER THAN IMMEDIATE	132	87	133	197	148	
WITHIN 2-90 DAYS AFTER SEPARATION	3	-	1	4	1	
FORMER REGULAR FORMER RESERVE FORMER INDUCTEE	3 - -	- - -	1 - -	4 - -	1 - -	
OVER 90 DAYS AFTER SEPARATION	129	87	132	193	147	
RESERVES TO ACTIVE DUTY	107	60	93	138	115	
FIRST ENLISTMENTS REENLISTMENTS REPORTED TO ACTIVE DUTY	- 1 106	- 4 56	- 2 91	- - 138	- 2 113	

A/ INCLUDES EXTENSIONS FOR WHICH REENLISTMENT BONUS IS PAID.
 B/ INCLUDES ENLISTMENTS OF FORMER OFFICERS.

TABLE P27.24

DEPARTMENT OF DEFENSE
AIR FORCE ENLISTED PERSONNEL PROCUREMENT
FISCAL YEAR 1984

	OCT 1983	NOV 1983	DEC 1983	JAN 1984	FEB 1984	MAR 1984
TOTAL	9,676	9,514	10,240	10,759	10,023	
REGULAR ENL. AND REENL. - TOTAL	9,646	9,503	10,229	10,738	10,006	
FIRST ENLISTMENTS	4,576	4,678	5,575	5,845	5,256	
REENLISTMENTS - TOTAL	5,070	4,825	4,654	4,893	4,750	
IMMEDIATE REENLISTMENTS	5,005	4,730	4,526	4,781	4,612	
FORMER REGULAR FORMER RESERVE & N.G.	5,000	4,728	4,522	4,780	4,611	
REENL. OTHER THAN IMMEDIATE	65	95	128	112	138	
OVER 90 DAYS AFTER SEPARATION A/	65	95	128	112	138	
RESERVES & N.G. TO ACTIVE DUTY	30	11	11	21	17	

A/ INCLUDES ENLISTMENTS OF FORMER COMMISSIONED AND WARRANT OFFICERS.

TABLE P29.20-29.34

DEPARTMENT OF DEFENSE
REENLISTMENT RATES BY SERVICE

	A/ "UNADJUSTED" REENLISTMENT RATES FOR TOTAL REGULARS					B/ "ADJUSTED" REENLISTMENT RATES FOR TOTAL REGULARS				
	TOTAL DOD	ARMY	NAVY	MARINE CORPS	AIR FORCE	TOTAL DOD	ARMY	NAVY	MARINE CORPS	AIR FORCE
FY 1979										
ELIGIBLES	343,032	144,849	74,818	37,016	86,349	322,679	134,924	73,598	36,668	77,489
REENLISTMENTS	181,338	81,443	35,367	12,398	52,130	162,994	71,505	35,488	12,047	43,954
REENLISTMENT RATE	52.9%	56.2%	47.3%	33.5%	60.4%	50.5%	53.0%	48.2%	32.9%	56.7%
FY 1980										
ELIGIBLES	343,425	133,010	86,251	35,032	89,132	334,952	136,721	83,581	34,928	79,722
REENLISTMENTS	190,260	82,793	41,556	12,388	53,523	183,494	86,494	40,500	12,237	44,263
REENLISTMENT RATE	55.4%	62.2%	48.2%	35.4%	60.0%	54.8%	63.3%	48.5%	35.0%	55.5%
FY 1981										
ELIGIBLES	341,428	116,743	94,303	36,833	93,549	339,304	131,957	90,462	36,395	80,490
REENLISTMENTS	206,917	77,892	51,519	15,907	61,599	206,315	93,105	49,039	15,510	48,661
REENLISTMENT RATE	60.6%	66.7%	54.6%	43.2%	65.8%	60.8%	70.6%	54.2%	42.6%	60.5%
FY 1982										
ELIGIBLES	329,296	117,331	82,192	32,948	96,825	325,066	126,035	84,001	33,594	81,436
REENLISTMENTS	224,465	84,631	52,254	16,117	71,463	212,452	93,335	54,450	12,171	52,496
REENLISTMENT RATE	68.2%	72.1%	63.6%	48.9%	73.8%	65.4%	74.1%	64.8%	36.2%	64.5%
FY 1983										
ELIGIBLES	327,636	128,084	75,173	29,736	94,643	324,238	144,379	79,977	30,460	69,422
REENLISTMENTS	223,760	82,369	51,201	15,646	74,544	220,054	98,661	55,446	16,592	49,355
REENLISTMENT RATE	68.3%	64.3%	68.1%	52.6%	78.8%	67.9%	68.3%	69.3%	54.5%	71.1%

A/ "UNADJUSTED REENLISTMENT RATE" - THE RATIO OF TOTAL REENLISTMENTS OCCURRING IN A GIVEN PERIOD TO TOTAL SEPARATIONS ELIGIBLE TO REENLIST IN THE SAME PERIOD, EXPRESSED AS A PERCENTAGE.

B/ "ADJUSTED REENLISTMENT RATE" - THE "UNADJUSTED" RATE ADJUSTED TO EXCLUDE THE EFFECTS OF: (1) EARLY SEPARATIONS FOR IMMEDIATE REENLISTMENTS AND (2) OTHER EARLY DISCHARGES OF ELIGIBLES UNDER EARLY RELEASE PROGRAMS.

TABLE P29.20-29.34
DEPARTMENT OF DEFENSE
REENLISTMENT RATES BY SERVICE

	A/ "UNADJUSTED" REENLISTMENT RATES FOR FIRST-TERM REGULARS					B/ "ADJUSTED" REENLISTMENT RATES FOR FIRST-TERM REGULARS				
	TOTAL DOD	ARMY	NAVY	MARINE CORPS	AIR FORCE	TOTAL DOD	ARMY	NAVY	MARINE CORPS	AIR FORCE
FY 1979										
ELIGIBLES	171,034	62,909	45,204	21,029	41,892	159,988	59,604	44,308	20,925	35,151
REENLISTMENTS	64,001	27,027	16,949	4,107	15,918	54,369	23,714	17,080	4,010	9,565
REENLISTMENT RATE	37.4%	43.0%	37.5%	19.5%	38.0%	34.0%	39.8%	38.5%	19.2%	27.2%
FY 1980										
ELIGIBLES	165,525	50,288	53,670	19,364	42,203	161,232	52,231	51,976	19,575	37,450
REENLISTMENTS	64,762	25,434	19,721	4,493	15,114	61,610	27,370	19,138	4,672	10,430
REENLISTMENT RATE	39.1%	50.6%	36.7%	23.2%	35.8%	38.2%	52.4%	36.8%	23.9%	27.9%
FY 1981										
ELIGIBLES	161,600	38,762	55,107	23,875	43,856	158,676	43,013	53,583	24,120	37,960
REENLISTMENTS	69,435	21,312	22,968	6,340	18,815	67,709	25,563	22,521	6,630	12,995
REENLISTMENT RATE	43.0%	55.0%	41.7%	26.6%	42.9%	42.7%	59.4%	42.0%	27.5%	34.2%
FY 1982										
ELIGIBLES	148,862	36,302	43,659	21,342	47,559	149,480	39,276	45,522	21,769	42,913
REENLISTMENTS	77,279	21,008	21,949	7,262	27,060	69,725	23,982	23,871	3,103	18,769
REENLISTMENT RATE	51.9%	57.9%	50.3%	34.0%	56.9%	46.6%	61.1%	52.4%	14.3%	43.7%
FY 1983										
ELIGIBLES	145,300	39,353	39,185	19,524	47,238	140,783	45,114	41,372	20,059	34,238
REENLISTMENTS	75,914	16,100	21,824	6,906	31,084	70,773	21,858	23,822	7,631	18,102
REENLISTMENT RATE	52.2%	40.9%	55.7%	35.4%	65.8%	50.3%	48.5%	56.0%	38.0%	52.9%

A/ "UNADJUSTED REENLISTMENT RATE" - THE RATIO OF TOTAL REENLISTMENTS OCCURRING IN A GIVEN PERIOD TO TOTAL SEPARATIONS ELIGIBLE TO REENLIST IN THE SAME PERIOD, EXPRESSED AS A PERCENTAGE.

B/ "ADJUSTED REENLISTMENT RATE" - THE "UNADJUSTED" RATE ADJUSTED TO EXCLUDE THE EFFECTS OF: (1) EARLY SEPARATIONS FOR IMMEDIATE REENLISTMENTS AND (2) OTHER EARLY DISCHARGES OF ELIGIBLES UNDER EARLY RELEASE PROGRAMS.

TABLE P29.20-29.34
DEPARTMENT OF DEFENSE
REENLISTMENT RATES BY SERVICE

	A/ "UNADJUSTED" REENLISTMENT RATES FOR CAREER REGULARS				B/ "ADJUSTED" REENLISTMENT RATES FOR CAREER REGULARS					
	TOTAL DOD	ARMY	NAVY	MARINE CORPS	AIR FORCE	TOTAL DOD	ARMY	NAVY	MARINE CORPS	AIR FORCE
FY 1979										
ELIGIBLES	171,998	81,940	29,614	15,987	44,457	162,691	75,320	29,290	15,743	42,338
REENLISTMENT RATE	117.337	54.416	18.418	8.291	36.212	108.625	47.791	18.408	8.037	34.389
	68.2%	66.4%	62.2%	51.9%	81.5%	66.8%	63.5%	62.8%	51.1%	81.2%
FY 1980										
ELIGIBLES	177,900	82,722	32,581	15,668	46,929	173,720	84,490	31,605	15,353	42,272
REENLISTMENT RATE	125.498	57.359	21.835	7.895	38.409	121.884	59.124	21.362	7.565	33.833
	70.5%	69.3%	67.0%	50.4%	81.8%	70.2%	70.0%	67.6%	49.3%	80.0%
FY 1981										
ELIGIBLES	179,828	77,981	39,196	12,958	49,693	180,628	88,944	36,879	12,275	42,530
REENLISTMENT RATE	137.482	56.580	28.551	9.567	42.784	138.606	67.542	26.518	8.880	35.666
	76.5%	72.6%	72.8%	73.8%	86.1%	76.7%	75.9%	71.9%	72.3%	83.9%
FY 1982										
ELIGIBLES	180,434	81,029	38,533	11,606	49,266	175,586	86,759	38,479	11,825	38,523
REENLISTMENT RATE	147.186	63.623	30.305	8.855	44.403	142.727	69.353	30.579	9.068	33.727
	81.6%	78.5%	78.6%	76.3%	90.1%	81.3%	79.9%	79.5%	76.7%	87.6%
FY 1983										
ELIGIBLES	182,336	88,731	35,988	10,212	47,405	183,455	99,265	38,605	10,401	35,184
REENLISTMENT RATE	147.846	66.269	29.377	8.740	43.460	149.281	76.803	32.264	8.961	31.253
	81.1%	74.7%	81.6%	85.6%	91.7%	81.4%	77.4%	83.6%	86.2%	88.8%

A/ "UNADJUSTED REENLISTMENT RATE" - THE RATIO OF TOTAL REENLISTMENTS OCCURRING IN A GIVEN PERIOD TO TOTAL SEPARATIONS ELIGIBLE TO REENLIST IN THE SAME PERIOD, EXPRESSED AS A PERCENTAGE.

B/ "ADJUSTED REENLISTMENT RATE" - THE "UNADJUSTED" RATE ADJUSTED TO EXCLUDE THE EFFECTS OF: (1) EARLY SEPARATIONS FOR IMMEDIATE REENLISTMENTS AND (2) OTHER EARLY DISCHARGES OF ELIGIBLES UNDER EARLY RELEASE PROGRAMS.

TABLE P309A

DEPARTMENT OF DEFENSE
ACTIVE DUTY MILITARY PERSONNEL STRENGTHS BY REGIONAL AREA AND BY COUNTRY

REGIONAL AREA/COUNTRY	DECEMBER 31, 1983			
	TOTAL	ARMY	AIR FORCE	NAVY MARINE CORPS
U. S. TERRITORY AND SPECIAL LOCATIONS				
CONTINENTAL UNITED STATES (CONUS)	1,301,761	467,119	427,914	261,160
ALASKA	20,021	7,683	10,590	1,553
HAWAII	46,138	17,956	6,678	12,537
AMERICAN SAMOA		2	0	0
GUAM	9,074	34	3,986	4,639
JOHNSTON ATOLL	136	130	6	0
MIDWAY ISLANDS	8	0	0	0
PUERTO RICO	3,734	473	44	3,048
TRUST TERRITORY OF THE PACIFIC ISLANDS 1/	38	38	13	0
VIRGIN ISLANDS OF THE U.S.	11	9	1	0
WAKE ISLAND	7	0	7	0
TRANSIENTS	74,824	28,512	20,550	17,587
AFLOAT	169,732	0	0	169,699
TOTAL - U.S. TERR. AND SPECIAL LOCATIONS	1,625,526	521,956	469,789	470,259
FOREIGN COUNTRIES				
(1) WESTERN & SOUTHERN EUROPE				
AUSTRIA	30	5	2	23
BELGIUM*	2,134	1,347	642	31
CYPRUS	15	3	2	10
DENMARK*	57	7	20	13
FINLAND	21	5	2	12
FRANCE*	70	14	13	34
GERMANY (FED. REPUBLIC & WEST BERLIN)*	246,330	206,828	39,093	91
GIBRALTAR	1	0	0	0
GREECE*	3,540	539	2,524	15
GREENLAND*	314	0	314	0
ICELAND*	3,100	3	1,171	102
IRELAND	8	2	0	6
ITALY*	13,627	4,099	4,720	265
LUXEMBOURG*		0	0	0
MALTA	1	1	0	0
NETHERLANDS*				
NORWAY*	2,707	811	1,872	8
PORTUGAL*	217	35	126	22
SPAIN*	1,596	63	1,129	12
SWEDEN	9,235	22	5,108	193
SWITZERLAND	18	1	6	9
	32	6	2	24

1/ Includes four civic action teams of approximately 13 persons each
(1 in Palua and 3 in the Federated States of Micronesia).

TABLE P309A

DEPARTMENT OF DEFENSE
ACTIVE DUTY MILITARY PERSONNEL STRENGTHS BY REGIONAL AREA AND BY COUNTRY

REGIONAL AREA/COUNTRY	DECEMBER 31, 1983				
	TOTAL	ARMY	AIR FORCE	NAVY	MARINE CORPS
TURKEY*	5,120	1,219	3,795	88	18
UNITED KINGDOM*	28,256	212	25,437	2,242	365
AFLOAT	14,248	0	0	13,797	451
TOTAL-WESTERN & SOUTHERN EUROPE	330,684	215,222	85,978	27,773	1,711
(*EUROPEAN NATO)	(316,310)	(215,199)	(85,964)	(13,971)	(1,176)
(*EUROPEAN NATO PERMANENTLY ASSIGNED)	(316,063)	(215,363)	(85,600)	(13,924)	(1,176)
(2) EAST ASIA AND PACIFIC					
AUSTRALIA	714	9	279	419	7
BURMA	11	3	2	0	6
CHINA	21	5	4	2	10
FIJI	1	0	0	1	0
HONG KONG	40	10	5	14	11
INDONESIA	47	11	11	13	12
JAPAN (INCLUDING OKINAWA)	45,290	2,490	14,549	7,197	21,054
MALAYSIA	15	6	2	0	7
NEW ZEALAND	11	22	11	49	7
PHILIPPINES	14,865	53	9,170	4,980	662
REPUBLIC OF KOREA	39,610	28,372	10,814	370	54
SINGAPORE	26	4	3	12	7
THAILAND	161	58	81	9	13
AFLOAT	19,295	0	0	17,242	2,053
TOTAL-EAST ASIA & PACIFIC	120,185	31,043	34,931	30,308	23,903
(3) AFRICA, NEAR EAST AND SOUTH ASIA					
AFGHANISTAN	6	0	0	0	6
ALGERIA	8	2	0	0	6
BAHRAIN	92	2	1	89	0
BANGLADESH	8	2	0	0	6
BRITISH INDIAN OCEAN TERRITORY (INCLUDES DIEGO GARCIA)	1,506	0	13	1,493	0
CAMEROON	8	2	0	0	6
CONGO	7	1	0	1	5
EGYPT	1,163	1,030	81	33	19
ETHIOPIA	13	0	0	0	13
GABON	6	0	0	0	6
GHANA	10	3	0	0	7
INDIA	34	5	5	5	19
ISRAEL	70	26	18	7	19
IVORY COAST	10	3	0	0	7
JORDAN	27	11	8	0	8

TABLE P309A

DEPARTMENT OF DEFENSE
ACTIVE DUTY MILITARY PERSONNEL STRENGTHS BY REGIONAL AREA AND BY COUNTRY

DECEMBER 31, 1983

REGIONAL AREA/COUNTRY	TOTAL	ARMY	AIR FORCE	NAVY	MARINE CORPS
KENYA	33	10	10	1	12
KUWAIT	32	20	1	1	10
LEBANON	102	84	0	1	17
LIBERIA	23	10	2	4	7
MADAGASCAR	7	0	0	2	5
MALAWI	2	2	0	0	0
MALDIVES	4	4	0	0	0
MALI	6	0	0	0	6
MAURITIUS	7	0	0	0	7
MOROCCO	41	11	12	3	15
NEPAL	8	2	0	0	6
NIGER	6	0	0	0	6
NIGERIA	16	3	3	0	10
OMAN	17	5	3	1	8
PAKISTAN	32	8	6	2	16
ST. HELENA (INCLUDES ASCENSION ISLAND)	2	0	2	0	0
SAUDI ARABIA	695	225	397	56	17
SENEGAL	10	0	0	2	8
SEYCHELLES	4	0	4	0	0
SOMALIA	26	17	1	2	6
SOUTH AFRICA	17	2	4	1	10
SRI LANKA	9	0	0	3	6
SUDAN	23	8	6	0	9
SYRIA	13	3	0	0	10
TANZANIA, UNITED REPUBLIC OF	7	0	0	0	7
TUNISIA	26	11	2	2	11
UNITED ARAB EMIRATES	3	1	2	0	0
UPPER VOLTA	4	0	0	0	4
YEMEN (SANAA)	18	8	4	0	6
ZAIRE	21	6	6	0	9
ZAMBIA	5	0	0	0	5
ZIMBABWE	7	0	0	0	7
ZIMBABWE AFLOAT	23,418	0	0	21,055	2,363
TOTAL-AFRICA, NEAR EAST & SOUTH ASIA	27,612	1,529	591	22,764	2,728
(4) WESTERN HEMISPHERE					
ANTIGUA	110	2	1	107	0
ARGENTINA	23	4	7	3	9
BAHAMAS, THE	28	0	1	22	5
BARBADOS	11	4	0	1	6
BELIZE	4	3	0	1	0

TABLE P309A
 DEPARTMENT OF DEFENSE
 ACTIVE DUTY MILITARY PERSONNEL STRENGTHS BY REGIONAL AREA AND BY COUNTRY

REGIONAL AREA/COUNTRY	DECEMBER 31, 1983			
	TOTAL	ARMY	AIR FORCE	NAVY MARINE CORPS
BERMUDA	1,465	0	0	1,384
BOLIVIA	13	3	3	0
BRAZIL	45	11	7	23
CANADA	680	10	223	435
CHILE	20	3	2	14
COLOMBIA	31	9	4	14
COSTA RICA	12	4	0	8
CUBA (GUANTANAMO)	2,295	0	0	481
DOMINICAN REPUBLIC	18	4	2	9
ECUADOR	21	5	5	9
EL SALVADOR	101	77	3	21
GRENADA	288	281	0	7
GUATEMALA	20	5	1	14
GUYANA	6	0	0	6
HAITI	9	2	1	6
HONDURAS 2/	2,106	1,707	175	222
JAMAICA	15	1	0	11
MEXICO	31	9	6	13
NICARAGUA	12	0	0	10
PANAMA	9,316	6,792	2,021	364
PARAGUAY	12	3	1	139
PERU	28	5	7	8
SURINAME	3	3	0	0
TRINIDAD AND TOBAGO	0	0	0	0
TURKS AND CAICOS ISLANDS	1	0	1	0
URUGUAY	15	4	2	7
VENEZUELA	35	6	17	3
AFLOAT	2,425	0	0	1,677
TOTAL-WESTERN HEMISPHERE	19,199	8,959	2,490	5,844
(5) ANTARCTICA	103	36	0	67
(6) EASTERN EUROPE				
BULGARIA	10	2	2	0
CZECHOSLOVAKIA	11	1	3	7
GERMAN DEMOCRATIC REPUBLIC	52	45	0	0
HUNGARY	12	4	1	7
POLAND	15	3	1	11
ROMANIA	10	3	0	7
UNION OF SOVIET SOCIALIST REPUBLICS	52	8	6	34
YUGOSLAVIA	18	4	4	9

2/ Includes personnel involved in Exercise AHUAS TARA II.

TABLE P309A

DEPARTMENT OF DEFENSE
ACTIVE DUTY MILITARY PERSONNEL STRENGTHS BY REGIONAL AREA AND BY COUNTRY

DECEMBER 31, 1983

REGIONAL AREA/COUNTRY	TOTAL	ARMY	AIR FORCE	NAVY	MARINE CORPS
TOTAL-EASTERN EUROPE	180	70	17	5	88
(7) UNDISTRIBUTED	121	54	2	65	0
TOTAL FOREIGN COUNTRIES	498,383	256,913	124,009	87,125	30,336
ASHORE	438,698	256,913	124,009	33,055	24,721
AFLOAT	59,685	0	0	54,070	5,615
TOTAL WORLDWIDE	2,123,909	778,869	593,798	557,384	193,858
ASHORE	1,894,492	778,869	593,798	333,615	188,210
AFLOAT	229,417	0	0	223,769	5,648

NOTE: ASHORE INCLUDES TEMPORARILY SHORE-BASED.

G L O S S A R Y O F T E R M S

Active Duty: Full-time duty in the active service of a uniformed service, including duty on the active list, full-time training duty, annual training duty, and attendance while in the active service, at a school designated as a service school by law or by the Secretary concerned.

Armed Forces of the United States: Includes the Army, Navy, Air Force, Marine Corps, and Coast Guard, and all components thereof.

Career Regular: Individual serving on active duty in the regular component for a second or subsequent term of service or on an extended tour for which a reenlistment bonus was paid. An individual serving on an initial term of service in the regular component of a Service with at least 24 months of prior active duty with another Service will be considered a career regular.

Civil Functions: Functions primarily associated with the Civil Works program of the Army Corps of Engineers. This program encompasses planning, programming, designing, constructing, and operating Federal water resource projects for navigation, flood control, hydroelectric power, water supply, recreation, and related activities. Civil Functions also includes cemeterial workers (Army) and several conservation management employees (Air Force).

Continental United States: Unless otherwise qualified, means the 48 contiguous States and the District of Columbia.

Direct Hire Civilians: Employees hired directly by an agency of DoD. Includes foreign nationals hired by DoD to support DoD activities in their home countries.

Early Separations for Reenlistment: Separations prior to expiration of term of service for purpose of immediate reenlistment, as provided under service regulations.

Enlisted Member. A person enlisted, enrolled, or conscripted into the military service.

Enlistment. (1) A voluntary entrance into military service under enlisted status, as distinguished from induction through Selective Service.

(2) A period of time, contractual or prescribed by law, which enlisted members serve between enrollment and discharge.

First Term Regular: Individual serving on an initial term of service in the regular component of a Service, including those with prior active service in a nonregular component of the same Service (e.g., as a reservist or inductee). An individual serving on an initial term of service in the regular component of a Service who has less than 24 months of prior active duty with another Service will also be considered a first term regular.

Indirect Hire Civilians: Foreign nationals assigned to support U.S. forces through contracts or agreements with foreign governments (or agencies thereof). These personnel are employees of the foreign governments involved. All indirect hires support military functions.

Officer: A commissioned or warrant officer.

OSD and Related Activities:

American Forces Information Service (AFIS)
Civilian Health and Medical Program of the Uniformed Services (CHAMPUS)
Defense Advanced Research Projects Agency (DARPA)
Defense Legal Services (DLS)
Defense Security Assistance Agency (DSAA)
Office of Economic Adjustment (OEA)
Office of the Secretary of Defense (OSD)
Organization of the Joint Chiefs of Staff (OJCS)
Tri-Service Medical Information System (TRIMIS)
U.S. Court of Military Appeals (USCMA)
Washington Headquarters Services (WHS)

Other Defense Activities:

Defense Audiovisual Agency (DAVA)
Defense Communications Agency (DCA)
Defense Contract Audit Agency (DCAA)
Defense Intelligence Agency (DIA)
Defense Investigative Service (DIS)
Defense Logistics Agency (DLA)
Defense Mapping Agency (DMA)
Defense Nuclear Agency (DNA)
Department of Defense Dependents Schools (DODDS)
OSD and Related Activities
Uniformed Services University of the Health Sciences (USUHS)

Reenlistment: Entry into active duty in the regular component of individuals with prior military service, either as regulars or as inductees of the same Service, either immediately or within 90 days after separation from a prior tour of active duty.

Reserve Components: The Army National Guard of the United States, Army Reserve, ~~Naval Reserve~~, Marine Corps Reserve, Air National Guard of the United States, Air Force Reserve, and Coast Guard Reserve.

Separations, Eligible to Reenlist: Separations of individuals who, under current service policies, are eligible (or available) for reenlistment in the regular components.

Service Academy Cadet or Midshipman: A person in training at one of the service academies to become a commissioned officer.

Warrant Officer: A person who holds a commission or warrant in a warrant officer grade.

