

AD-A151 088

MILITARY MANPOWER STATISTICS, APRIL, FY-84, (U)
WASHINGTON HEADQUARTERS SERVICE (DOD) DIR FOR INFO
OP & RPTS. APR 84. DIOR/M03-84/07

V/1

UNCLASSIFIED

F/G 5/9


N/L

1 OF 1
AD-A151 088

END
FILMED
11 04 85

1 OF 1

AD-A151 088




**THIS REPORT IS UNCLASSIFIED AND
ITS DISTRIBUTION IS UNLIMITED**



Department of Defense
MILITARY MANPOWER STATISTICS

APRIL 1984



Department of Defense
Military Manpower Statistics

April 1984

Issued Monthly by

**Washington Headquarters Services
Directorate for Information
Operations and Reports**

FOREWORD

Military Manpower Statistics (MMS) is a monthly publication prepared by the Washington Headquarters Services, Directorate for Information Operations and Reports (WHS/DIOR) of the Office of the Secretary of Defense.

The MMS report presents audited statistical data pertaining to military personnel on active duty for the current fiscal year on a monthly basis. The March, June, September, and December issues contain quarterly summaries of certain military manpower data as annotated in the Table of Contents. Although these tables are revised quarterly, they are published without changes in two subsequent monthly editions of this publication. The publication is generated from a computerized data base developed and maintained by the Manpower Management Information Division of WHS/DIOR.

The report is approved for public release at cost: distribution unlimited. However, all requests for this publication and DoD-wide data contained therein should be referred to WHS/DIOR or cognizant offices in the Office of the Secretary of Defense. Requests for additional copies should be addressed to the Director for Information Operations and Reports, WHS, Room 1C535, The Pentagon, Washington, D.C. 20301-1155. (When ordering please cite publication number M03.)

**NOTE: Excluded from all total DoD strength figures for Fiscal Year 1984 are approximately 49,000 full-time military personnel who are paid from other than active duty military personnel appropriations. This group is funded from appropriations for reserve components and Corps of Engineers civil functions.*

T A B L E O F C O N T E N T S

	<u>Page</u>
<u>Active Duty Military Manpower Statistics</u>	
Figure 1-1 Department of Defense Active Duty Military Personnel	1
Table P10 Summary of Military Personnel	3
Table P11 Department of Defense Manpower Comparison	4
Table P11.1 Military and Civilian Direct Hire Civilian Personnel, by Component (Excluding the Military Departments), According to Type	5
Table P22.1 Total Active Duty Military Personnel by Service	6
Table P23.1 Active Duty Officer Personnel and Percent of Total Military Personnel, by Service	7
Table P23.3 Total Active Duty Military Personnel by Type	8
Table P23.4 Army Active Duty Military Personnel by Type	9
Table P23.5 Navy Active Duty Military Personnel by Type	10
Table P23.6 Marine Corps Active Duty Military Personnel by Type	11
Table P23.7 Air Force Active Duty Military Personnel by Type	12
Table P23.41 Army Active Duty Military Personnel	13
Table P23.51 Navy Active Duty Military Personnel	14
Table P23.61 Marine Corps Active Duty Military Personnel	15
Table P23.71 Air Force Active Duty Military Personnel	16
Table P25.6 Female Military Personnel on Active Duty, Officers and Enlisted, by Service	17

<u>Active Duty Military Manpower Statistics</u>		<u>Page</u>
Table P26.0	Military Personnel on Active Duty by Grade in Which Serving	18
Table P26.02	Female Military Personnel on Active Duty by Grade in Which Serving	19
Table P26.04	Military Personnel on Active Duty by Grade in Which Serving - Regular	20
Table P26.05	Military Personnel on Active Duty by Grade in Which Serving - Reserve	21
Table P27.1	Summary of Enlisted Personnel Procurement	22
Table P27.21	Army Enlisted Personnel Procurement	24
Table P27.22	Navy Enlisted Personnel Procurement	26
Table P27.23	Marine Corps Enlisted Personnel Procurement	28
Table P27.24	Air Force Enlisted Personnel Procurement	20
*Table P29.20-29.34	Reenlistment Rates by Service	32
*Table P309A	Active Duty Military Personnel Strengths by Regional Area and by Country	35
Glossary of Terms		40

* Prepared quarterly, this table is updated in March, June, September and December.

DOD ACTIVE DUTY MILITARY PERSONNEL

APRIL 30, 1984

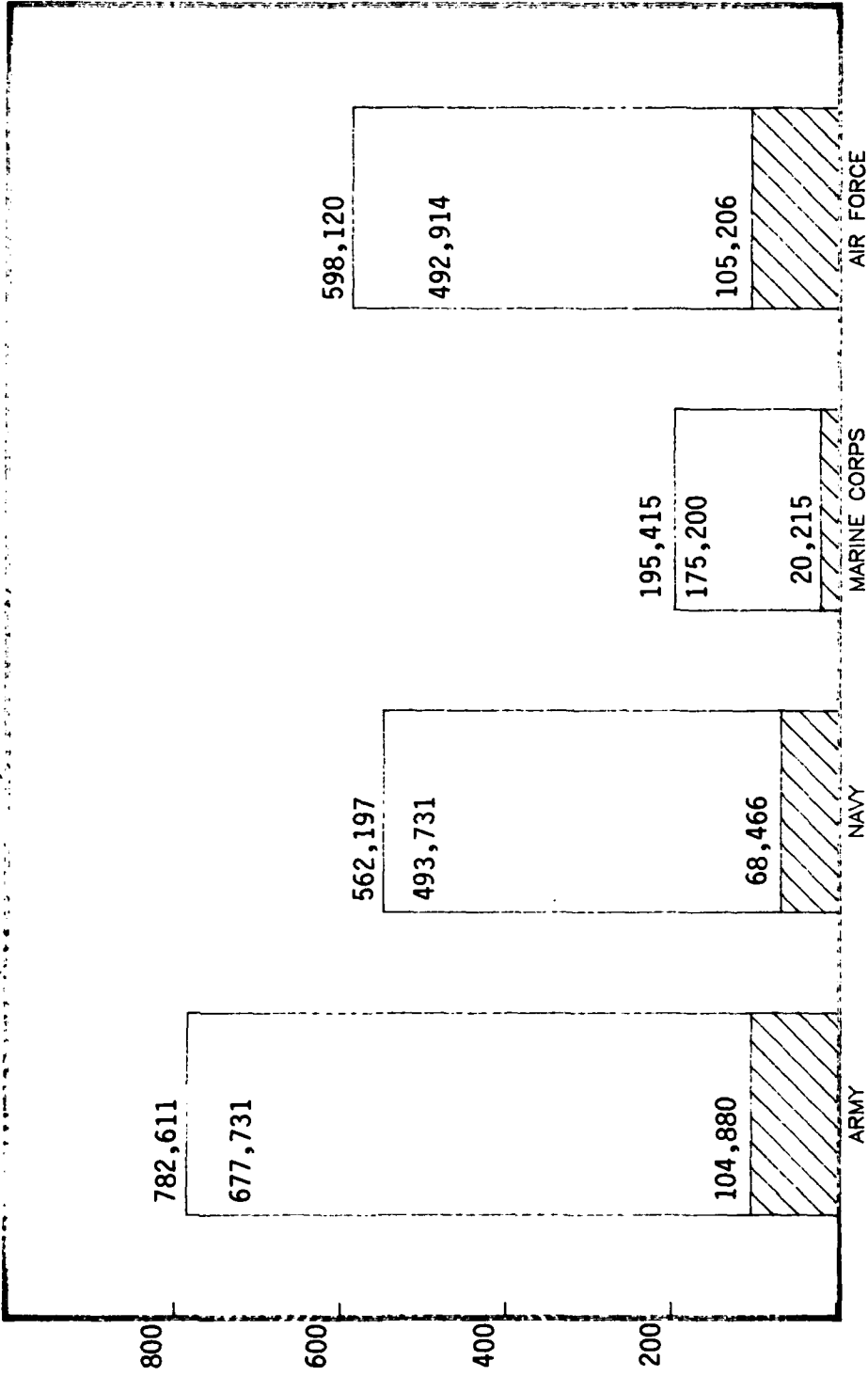
ENLISTED/
CADETS



OFFICERS



NUMBER OF PERSONNEL (IN THOUSANDS)



MILITARY SERVICE

FIGURE 1-1

TABLE P10

DEPARTMENT OF DEFENSE
SUMMARY OF MILITARY PERSONNEL

	TOTAL DOD	ARMY	NAVY	MARINE CORPS	AIR FORCE
1. ACTIVE DUTY MILITARY AS OF APR 30 1984					
OFFICER	298,767	104,880	68,466	20,215	105,206
ENLISTED	1,826,639	673,335	489,401	175,200	488,703
CADETS & MIDSHIPMEN	12,937	4,396	4,330	-	4,211
TOTAL ACTIVE DUTY MILITARY	2,138,343	782,611	562,197	195,415	598,120
2. OFFICER TRAINING IN COLLEGES A/ AS OF MAY 1983	99,121	71,954	8,224	-	18,943

A/ EXCLUDES 175,538 IN JUNIOR DIVISION, MILITARY
SCHOOLS AND NATIONAL CADETS CORPS.

TABLE P11
DOD MANPOWER COMPARISON
(MILITARY & CIVIL FUNCTIONS) A/

DATE	TOTAL DOD	ARMY			AIR FORCE			NAVY AND MARINE CORPS			OSD/JCS/ ODA	
		MILI-TARY	CIVIL- IAN B/	TOTAL	MILI-TARY	CIVIL- IAN B/	TOTAL	NAVY MILI-TARY	MARINE CORPS MILI-TARY	CIVIL- IAN B/		TOTAL
OCT 31 83	3,154,214	778,054	372,233	1,150,287	592,500	242,228	834,728	556,739	193,171	336,390	1,086,300	82,899
NOV 30 83	3,166,949	782,305	374,301	1,156,606	592,862	244,155	837,017	557,420	193,900	338,275	1,089,595	83,731
DEC 31 83	3,169,174	778,869	374,992	1,153,861	593,798	246,264	840,062	557,384	193,858	339,891	1,091,133	84,118
JAN 31 84	3,172,045	782,738	374,213	1,156,951	595,686	244,629	840,315	557,046	194,989	338,469	1,090,504	84,275
FEB 29 84	3,178,255	785,241	375,124	1,160,365	596,507	245,221	841,728	558,435	194,606	338,429	1,091,470	84,692
MAR 31 84	3,185,440	785,806	376,622	1,162,428	597,129	245,323	842,452	561,707	195,088	338,931	1,095,726	84,834
APR 30 84	3,187,215	782,611	378,432	1,161,043	598,120	245,357	843,477	562,197	195,415	339,778	1,097,390	85,305

A/ CIVIL FUNCTIONS INCLUDES CIVILIAN PERSONNEL ONLY.

B/ "TOTAL PAID EMPLOYEES" AS REPORTED OFFICIALLY TO THE OFFICE OF PERSONNEL MANAGEMENT; EXCLUDES OVERSEAS SUPPORT PERSONNEL (INDIRECT HIRE).

C/ CIVILIAN PERSONNEL ONLY. MILITARY PERSONNEL ASSIGNED TO OSD, OJCS AND OTHER DEFENSE ACTIVITIES (ODA) ARE REPORTED BY THEIR RESPECTIVE SERVICES.

TABLE P11.1

Military and Direct Hire Civilian Personnel, by Component (Excluding
the Military Departments), According to Type

April 30, 1984

DEFENSE COMPONENT	TOTAL	CIVILIAN ^{a/}	TOTAL	MILITARY ^{b/}	
				OFFICER	ENLISTED
<u>TOTALS</u>	<u>93,035</u>	<u>85,305</u>	<u>7,730</u>	<u>4,641</u>	<u>3,089</u>
OSD and Related Activities ^{c/}	5,563	3,604	1,959	1,407	552
Defense Audiovisual Agency	280	270	10	10	-
Defense Communications Agency	3,455	1,776	1,679	541	1,138
Defense Contract Audit Agency	3,848	3,848	-	-	-
Defense Intelligence Agency	4,945	2,958	1,987	1,301	686
Defense Investigative Service	3,360	3,322	38	-	38
Defense Logistics Agency	48,821	47,860	961	805	156
Defense Mapping Agency	9,405	8,962	443	179	264
Defense Nuclear Agency	1,194	678	516	319	197
Department of Defense Dependents Schools	11,280	11,280	-	-	-
Uniformed Services University of the Health Sciences	884	747	137 ^{d/}	79	58

^{a/} Includes personnel not subject to Office of Management and Budget (OMB) ceiling control.

^{b/} Military personnel assigned to OSD and related activities and Other Defense Agencies are also included in the strength figures for the respective services.

^{c/} See the Glossary for a list of OSD and Related Activities.

^{d/} Excludes students.

TABLE P22.1

DEPARTMENT OF DEFENSE
TOTAL ACTIVE DUTY MILITARY PERSONNEL BY SERVICE

DATE	TOTAL DOD	ARMY	NAVY	MARINE CORPS	AIR FORCE
OCT 31 1983	2,120,464	778,054	556,739	193,171	592,500
NOV 30 1983	2,126,487	782,305	557,420	193,900	592,862
DEC 31 1983	2,123,909	778,869	557,384	193,858	593,798
JAN 31 1984	2,130,459	782,738	557,046	194,989	595,686
FEB 29 1984	2,134,789	785,241	558,435	194,606	596,507
MAR 31 1984	2,139,730	785,806	561,707	195,088	597,129
APR 30 1984	2,138,343	782,611	562,197	195,415	598,120

TABLE P23.1

DEPARTMENT OF DEFENSE
ACTIVE DUTY OFFICER PERSONNEL AND PERCENT OF TOTAL MILITARY PERSONNEL, BY SERVICE

DATE	TOTAL DOD		ARMY		NAVY		MARINE CORPS		AIR FORCE	
	NUMBER	%	NUMBER	%	NUMBER	%	NUMBER	%	NUMBER	%
OCT 31 1983	298,896	14.1	105,424	13.5	68,504	12.3	20,012	10.4	104,956	17.7
NOV 30 1983	298,917	14.1	105,016	13.4	68,781	12.3	20,020	10.3	105,100	17.7
DEC 31 1983	298,811	14.1	104,997	13.5	68,682	12.3	20,002	10.3	105,130	17.7
JAN 31 1984	299,502	14.1	105,246	13.4	68,654	12.3	20,280	10.4	105,322	17.7
FEB 29 1984	299,191	14.0	105,088	13.4	68,735	12.3	20,207	10.4	105,161	17.6
MAR 31 1984	298,829	14.0	104,827	13.3	68,613	12.2	20,150	10.3	105,239	17.6
APR 30 1984	298,767	14.0	104,880	13.4	68,466	12.2	20,215	10.3	105,206	17.6

TABLE P26.05

DEPARTMENT OF DEFENSE
MILITARY PERSONNEL ON ACTIVE DUTY BY GRADE IN WHICH SERVING
RESERVE A/
APRIL 30, 1984

RANK/GRADE	TOTAL DOD	ARMY	NAVY	MARINE CORPS	AIR FORCE
GENERAL - ADMIRAL	-	-	-	-	-
LT GENERAL - VICE ADMIRAL	2	2	-	-	-
MAJ GENERAL - REAR ADMIRAL (U)	4	2	1	1	-
BRIG GENERAL - REAR ADMIRAL (L) B/	3	2	1	-	-
COLONEL - CAPTAIN	408	135	80	6	187
LIEUTENANT COL - COMMANDER	1,678	748	309	26	595
MAJOR - LT COMMANDER	5,833	2,719	1,141	72	1,901
CAPTAIN - LIEUTENANT	41,307	20,902	5,521	882	14,002
1st LIEUTENANT - LIEUTENANT (JG)	27,802	8,553	5,588	1,955	11,706
2nd LIEUTENANT - ENSIGN	26,202	5,910	5,608	2,521	12,163
CHIEF WARRANT OFFICER W-4	286	274	10	2	-
CHIEF WARRANT OFFICER W-3	1,613	1,596	12	5	-
CHIEF WARRANT OFFICER W-2	5,636	5,625	8	3	-
WARRANT OFFICER W-1	2,161	2,161	-	-	-
TOTAL OFFICERS	112,935	48,629	18,279	5,473	40,554
E-9	56	4	38	13	1
E-8	149	16	100	21	12
E-7	497	39	394	54	10
E-6	803	32	668	78	25
E-5	3,000	18	2,415	139	428
E-4	6,069	13	5,936	48	72
E-3	19,182	194	17,994	35	959
E-2	10,168	86	8,388	28	1,666
E-1	6,554	220	6,298	16	20
TOTAL ENLISTED	46,478	622	42,231	432	3,193
RESERVE TOTAL	159,413	49,251	60,510	5,905	43,747

A/ INCLUDES RESERVE, NATIONAL GUARD, AUS, AND AFUS OFFICERS ON ACTIVE DUTY.
B/ INCLUDES THE NEWLY REESTABLISHED RANK OF COMMODORE.

TABLE P26.04
 DEPARTMENT OF DEFENSE
 MILITARY PERSONNEL ON ACTIVE DUTY BY GRADE IN WHICH SERVING
 REGULAR A/
 APRIL 30, 1984

RANK/GRADE	TOTAL DOD	ARMY	NAVY	MARINE CORPS	AIR FORCE
GENERAL	35	12	8	2	13
- ADMIRAL		47	33	7	37
LT GENERAL	124	137	79	22	118
- VICE ADMIRAL		193	130	33	170
MAJ GENERAL	356				
- REAR ADMIRAL(U)					
BRIG GENERAL	526				
- REAR ADMIRAL(L) B/					
COLONEL	14,352	4,675	3,702	628	5,347
LIEUTENANT COL	31,250	10,129	7,372	1,632	12,117
MAJOR	45,953	13,859	11,817	2,984	17,293
- CAPTAIN					
- COMMANDER					
- LT COMMANDER					
CAPTAIN	58,980	13,987	14,525	5,305	25,163
1st LIEUTENANT	13,819	4,774	5,206	1,658	2,181
2nd LIEUTENANT	10,385	3,009	4,259	1,904	2,213
- LIEUTENANT (JG)					
- ENSIGN					
CHIEF WARRANT OFFICER W-4	2,273	1,427	723	123	-
CHIEF WARRANT OFFICER W-3	4,281	2,702	1,359	220	-
CHIEF WARRANT OFFICER W-2	2,822	1,120	1,974	728	-
WARRANT OFFICER W-1	676	180	-	496	-
TOTAL OFFICERS	185,832	56,251	50,187	14,742	64,652
E-9	14,247	4,168	3,841	1,267	4,971
E-8	37,741	15,670	8,680	3,691	9,700
E-7	126,769	50,767	30,357	9,075	36,570
E-6	228,861	88,204	69,458	15,238	55,961
E-5	354,327	121,268	99,691	25,409	107,959
E-4	407,661	182,213	93,434	31,721	100,293
E-3	363,133	99,193	86,395	49,161	128,384
E-2	125,546	51,048	28,793	24,886	20,819
E-1	121,876	60,182	26,521	14,320	20,853
TOTAL ENLISTED	1,780,161	672,713	447,170	174,768	485,510
CADETS & MIDSHIPMEN	12,937	4,396	4,330	-	4,211
REGULAR TOTAL	1,978,930	733,360	501,687	189,510	554,373

A/ REGULAR PLUS RETIRED REGULAR OFFICERS ON ACTIVE DUTY.
 B/ INCLUDES THE NEWLY REESTABLISHED RANK OF COMMODORE.

TABLE P26.02
 DEPARTMENT OF DEFENSE
 FEMALE MILITARY PERSONNEL ON ACTIVE DUTY BY GRADE IN WHICH SERVING
 APRIL 30, 1984

RANK/GRADE	TOTAL DOD	ARMY	NAVY	MARINE CORPS	AIR FORCE
GENERAL	-	-	-	-	-
LT GENERAL	-	-	-	-	-
MAJ GENERAL	-	-	-	-	-
BRIG GENERAL	8	2	3	-	3
COLONEL	267	91	88	8	80
LIEUTENANT COL	1,002	328	312	28	334
MAJOR	3,300	1,142	1,117	64	977
CAPTAIN	11,884	4,260	2,447	184	4,993
1st LIEUTENANT	5,602	2,148	1,200	163	2,091
2nd LIEUTENANT	5,209	1,467	1,281	147	2,314
CHIEF WARRANT OFFICER W-4	8	-	5	3	-
CHIEF WARRANT OFFICER W-3	23	12	7	4	-
CHIEF WARRANT OFFICER W-2	147	125	9	13	-
WARRANT OFFICER W-1	91	69	-	22	-
TOTAL OFFICERS	27,541	9,644	6,469	636	10,792
E-9	51	16	12	9	14
E-8	247	141	42	37	27
E-7	2,028	1,170	400	122	336
E-6	10,539	4,818	2,926	473	2,322
E-5	37,692	13,618	9,227	1,589	13,258
E-4	54,991	25,007	10,831	2,118	17,035
E-3	42,636	11,146	12,265	2,342	16,883
E-2	11,654	4,508	3,081	1,139	2,926
E-1	11,738	5,912	2,697	1,509	2,620
TOTAL ENLISTED	171,576	66,336	41,481	8,338	55,421
CADETS & MIDSHIPMEN	1,254	470	297	-	487
GRAND TOTAL	200,371	76,450	48,247	8,974	66,700

A/ INCLUDES THE NEWLY REESTABLISHED RANK OF COMMODORE.

TABLE P26.0
 DEPARTMENT OF DEFENSE
 MILITARY PERSONNEL ON ACTIVE DUTY BY GRADE IN WHICH SERVING
 APRIL 30, 1984

RANK/GRADE	TOTAL DOD	ARMY	NAVY	MARINE CORPS	AIR FORCE
GENERAL - ADMIRAL	35	12	8	2	13
LT GENERAL - VICE ADMIRAL	126	49	33	7	37
MAJ GENERAL - REAR ADMIRAL (U)	360	139	80	23	118
BRIG GENERAL - REAR ADMIRAL (L) A/	529	195	131	33	170
COLONEL - CAPTAIN	14,760	4,810	3,782	634	5,534
LIEUTENANT COL - COMMANDER	32,928	10,877	7,681	1,658	12,712
MAJOR - LT COMMANDER	51,786	16,578	12,958	3,056	19,194
CAPTAIN - LIEUTENANT	100,287	34,889	20,046	6,187	39,165
1st LIEUTENANT - LIEUTENANT (JG)	41,621	13,327	10,794	3,613	13,887
2nd LIEUTENANT - ENSIGN	36,587	8,919	9,867	3,425	14,376
CHIEF WARRANT OFFICER W-4	2,559	1,701	733	125	-
CHIEF WARRANT OFFICER W-3	5,894	4,298	1,371	225	-
CHIEF WARRANT OFFICER W-2	8,458	6,745	1,982	731	-
WARRANT OFFICER W-1	2,837	2,341	-	496	-
TOTAL OFFICERS	298,767	104,880	68,466	20,215	105,206
E-9	14,303	4,172	3,879	1,280	4,972
E-8	37,890	15,686	8,780	3,712	9,712
E-7	127,266	50,806	30,751	9,129	36,580
E-6	229,664	88,236	70,126	15,316	55,986
E-5	357,327	121,286	102,106	25,548	108,387
E-4	413,730	182,226	99,370	31,769	100,365
E-3	382,315	99,387	104,389	49,196	129,343
E-2	135,714	51,134	37,181	24,914	22,485
E-1	128,430	60,402	32,819	14,336	20,873
TOTAL ENLISTED	1,826,639	673,335	489,401	175,200	488,703
CADETS & MIDSHIPMEN	12,937	4,396	4,330	-	4,211
GRAND TOTAL	2,138,343	782,611	562,197	195,415	598,120

A/ INCLUDES THE NEWLY REESTABLISHED RANK OF COMMODORE.

TABLE P25.6

DEPARTMENT OF DEFENSE
FEMALE MILITARY PERSONNEL ON ACTIVE DUTY, OFFICERS AND ENLISTED, BY SERVICE

DATE	TOTAL DOD		ARMY		NAVY		MARINE CORPS		AIR FORCE				
	TOTAL	OFF	TOTAL	OFF	TOTAL	OFF	TOTAL	OFF	TOTAL	OFF			
OCT 31 83	198,492	27,305	171,187	9,521	66,752	47,171	6,410	8,828	623	8,205	66,220	10,751	55,469
NOV 30 83	199,717	27,445	172,272	9,553	67,457	47,438	6,463	8,890	615	8,275	66,379	10,814	55,565
DEC 31 83	199,458	27,374	172,084	9,543	67,122	47,650	6,447	8,842	616	8,226	66,301	10,768	55,533
JAN 31 84	200,271	27,493	172,778	9,572	67,601	47,778	6,462	8,855	642	8,213	66,465	10,817	55,648
FEB 29 84	200,654	27,557	173,097	9,645	67,579	48,015	6,476	8,917	643	8,274	66,498	10,793	55,705
MAR 31 84	200,630	27,509	173,121	9,599	67,283	48,226	6,493	9,011	640	8,371	66,511	10,777	55,734
APR 30 84	200,371	27,541	172,830	9,644	66,806	48,247	6,469	8,974	636	8,338	66,700	10,792	55,908

TABLE P23.71

DEPARTMENT OF DEFENSE
AIR FORCE ACTIVE DUTY MILITARY PERSONNEL

REPORTED STRENGTH, AND ADJUSTMENTS TO REPORTED STRENGTH TO DERIVE "DIRECT PROGRAM STRENGTH"
CHARGEABLE TO APPROPRIATION "MILITARY PERSONNEL, AIR FORCE"

DATE	REPORTED STRENGTH	(LESS) REIMBURSABLES	TOTAL	OFFICER	ENLISTED	TOTAL	OFFICER	ENLISTED	CADETS U.S.A.F. ACADEMY
OCT 31 1983	592,500	-	592,500	-	-	592,500	104,956	483,131	4,413
NOV 30 1983	592,862	-	592,862	-	-	592,862	105,100	483,376	4,386
DEC 31 1983	593,798	-	593,798	-	-	593,798	105,130	484,352	4,316
JAN 31 1984	595,686	-	595,686	-	-	595,686	105,322	486,116	4,248
FEB 29 1984	596,507	-	596,507	-	-	596,507	105,161	487,114	4,232
MAR 31 1984	597,129	-	597,129	-	-	597,129	105,239	487,660	4,230
APR 30 1984	598,120	-	598,120	-	-	598,120	105,206	488,703	4,211

TABLE P23.61

DEPARTMENT OF DEFENSE
MARINE CORPS ACTIVE DUTY MILITARY PERSONNEL

REPORTED STRENGTH, AND ADJUSTMENTS TO REPORTED STRENGTH TO DERIVE "DIRECT PROGRAM STRENGTH"
CHARGEABLE TO APPROPRIATION "MILITARY PERSONNEL, MARINE CORPS"

DATE	REPORTED STRENGTH	(LESS) REIMBURSABLES	DIRECT PROGRAM STRENGTH CHARGEABLE TO APPN. "MILITARY PERSONNEL, MARINE CORPS"	TOTAL	OFFICER	ENLISTED
OCT 31 1983	193,171	25	193,146	19,987	173,159	
NOV 30 1983	193,900	24	193,875	19,996	173,879	
DEC 31 1983	193,858	24	193,833	19,978	173,855	
JAN 31 1984	194,989	26	194,962	20,254	174,708	
FEB 29 1984	194,606	26	194,579	20,181	174,398	
MAR 31 1984	195,088	24	195,063	20,126	174,937	
APR 30 1984	195,415	24	195,390	20,191	175,199	

TABLE P23.51

DEPARTMENT OF DEFENSE
NAVY ACTIVE DUTY MILITARY PERSONNEL

REPORTED STRENGTH, AND ADJUSTMENTS TO REPORTED STRENGTH TO DERIVE "DIRECT PROGRAM STRENGTH"
CHARGEABLE TO APPROPRIATION "MILITARY PERSONNEL, NAVY"

DATE	REPORTED STRENGTH	(LESS) REIMBURSABLES	TOTAL	OFFICER	ENLISTED	TOTAL	OFFICER	ENLISTED	MIDSHIPMEN U.S. NAVAL ACADEMY
OCT 31 1983	556,739	409	555,266	68,095	482,715	4,456			
NOV 30 1983	557,420	416	555,915	68,365	483,094	4,456			
DEC 31 1983	557,384	421	555,886	68,261	483,179	4,446			
JAN 31 1984	557,046	427	555,552	68,227	482,885	4,440			
FEB 29 1984	558,435	431	556,944	68,304	484,254	4,386			
MAR 31 1984	561,707	427	560,226	68,186	487,672	4,368			
APR 30 1984	562,197	422	560,747	68,044	488,373	4,330			

TABLE P23.41

DEPARTMENT OF DEFENSE
ARMY ACTIVE DUTY MILITARY PERSONNEL

REPORTED STRENGTH, AND ADJUSTMENTS TO REPORTED STRENGTH TO DERIVE "DIRECT PROGRAM STRENGTH"
CHARGEABLE TO APPROPRIATION "MILITARY PERSONNEL, ARMY"

DATE	REPORTED STRENGTH	(LESS) REIMBURSABLES		DIRECT PROGRAM STRENGTH CHARGEABLE TO APPROPRIATION "MILITARY PERSONNEL, ARMY"		CADETS U.S. MILITARY ACADEMY	
		OFFICER	ENLISTED	TOTAL	OFFICER	ENLISTED	OFFICER
OCT 31 1983	778,054	471	300	777,283	104,953	667,771	4,559
NOV 30 1983	782,305	469	298	781,538	104,547	672,460	4,531
DEC 31 1983	778,869	469	288	778,112	104,528	669,079	4,505
JAN 31 1984	782,738	471	296	781,971	104,775	672,699	4,497
FEB 29 1984	785,241	469	295	784,477	104,619	675,429	4,429
MAR 31 1984	785,806	477	298	785,031	104,350	676,275	4,406
APR 30 1984	782,611	471	312	781,828	104,409	673,023	4,396

TABLE P23.7

DEPARTMENT OF DEFENSE
AIR FORCE ACTIVE DUTY MILITARY PERSONNEL BY TYPE

DATE	TOTAL	OFFICERS	ENLISTED	CADETS U.S.A.F. ACADEMY
OCT 31 1983	592,500	104,956	483,131	4,413
NOV 30 1983	592,862	105,100	483,376	4,386
DEC 31 1983	593,798	105,130	484,352	4,316
JAN 31 1984	595,686	105,322	486,116	4,248
FEB 29 1984	596,507	105,161	487,114	4,232
MAR 31 1984	597,129	105,239	487,660	4,230
APR 30 1984	598,120	105,206	488,703	4,211

TABLE P23.6

DEPARTMENT OF DEFENSE
MARINE CORPS ACTIVE DUTY MILITARY PERSONNEL BY TYPE

DATE	TOTAL	OFFICERS	ENLISTED
OCT 31 1983	193,171	20,012	173,159
NOV 30 1983	193,900	20,020	173,880
DEC 31 1983	193,858	20,002	173,856
JAN 31 1984	194,989	20,280	174,709
FEB 29 1984	194,606	20,207	174,399
MAR 31 1984	195,088	20,150	174,938
APR 30 1984	195,415	20,215	175,200

TABLE P23.5

DEPARTMENT OF DEFENSE
NAVY ACTIVE DUTY MILITARY PERSONNEL BY TYPE

DATE	TOTAL	OFFICERS	ENLISTED	MIDSHIPMEN U. S. NAVAL ACADEMY
OCT 31 1983	556,739	68,504	483,779	4,456
NOV 30 1983	557,420	68,781	484,183	4,456
DEC 31 1983	557,384	68,682	484,256	4,446
JAN 31 1984	557,046	68,654	483,952	4,440
FEB 29 1984	558,435	68,735	485,314	4,386
MAR 31 1984	561,707	68,613	488,726	4,368
APR 30 1984	562,197	68,466	489,401	4,330

TABLE P23.4

DEPARTMENT OF DEFENSE
ARMY ACTIVE DUTY MILITARY PERSONNEL BY TYPE

DATE	TOTAL	OFFICERS	ENLISTED	CADETS U.S. MILITARY ACADEMY
OCT 31 1983	778,054	105,424	668,071	4,559
NOV 30 1983	782,305	105,016	672,758	4,531
DEC 31 1983	778,869	104,997	669,367	4,505
JAN 31 1984	782,738	105,246	672,995	4,497
FEB 29 1984	785,241	105,088	675,724	4,429
MAR 31 1984	785,806	104,827	676,573	4,406
APR 30 1984	782,611	104,880	673,335	4,396

TABLE P23.3

DEPARTMENT OF DEFENSE
TOTAL ACTIVE DUTY MILITARY PERSONNEL BY TYPE

DATE	TOTAL	OFFICERS	ENLISTED	A/ CADETS AND MIDSHIPMEN
OCT 31 1983	2,120,464	298,896	1,808,140	13,428
NOV 30 1983	2,126,487	298,917	1,814,197	13,373
DEC 31 1983	2,123,909	298,811	1,811,831	13,267
JAN 31 1984	2,130,459	299,502	1,817,772	13,185
FEB 29 1984	2,134,789	299,191	1,822,551	13,047
MAR 31 1984	2,139,730	298,829	1,827,897	13,004
APR 30 1984	2,138,343	298,767	1,826,639	12,937

A/ CONSISTS OF THE FOLLOWING:
FOR ARMY - CADETS, U. S. MILITARY ACADEMY
FOR NAVY - MIDSHIPMEN, U. S. NAVAL ACADEMY
FOR AIR FORCE - CADETS, U. S. AIR FORCE ACADEMY

TABLE P27.1

DEPARTMENT OF DEFENSE
SUMMARY OF ENLISTED PERSONNEL PROCUREMENT
FISCAL YEAR 1984

	OCT 1983	NOV 1983	DEC 1983	JAN 1984	FEB 1984	MAR 1984
TOTAL DEPARTMENT OF DEFENSE	50,561	44,618	38,142	48,347	45,652	49,923
INDUCTIONS	-	-	-	-	-	-
FIRST ENLISTMENTS	27,812	27,057	19,518	27,014	26,322	27,869
IMMEDIATE REENLISTMENTS	19,128	14,314	16,104	17,889	16,184	18,135
OTHER REENLISTMENTS	1,776	2,091	1,233	1,927	1,898	2,284
RESERVES TO ACTIVE DUTY A/	1,845	1,156	1,287	1,517	1,248	1,535
ARMY	20,679	21,130	13,230	20,949	20,583	20,474
INDUCTIONS	-	-	-	-	-	-
FIRST ENLISTMENTS	12,285	14,113	6,673	12,341	13,169	11,656
IMMEDIATE REENLISTMENTS	7,352	5,556	6,033	7,370	6,350	7,542
OTHER REENLISTMENTS	1,009	1,426	498	1,149	1,019	1,181
RESERVES TO ACTIVE DUTY	33	35	26	89	45	95
NAVY	15,241	9,575	10,392	10,653	10,388	12,998
INDUCTIONS	-	-	-	-	-	-
FIRST ENLISTMENTS	7,391	5,167	4,663	4,548	5,264	7,399
IMMEDIATE REENLISTMENTS	5,605	2,875	4,098	4,367	3,460	3,489
OTHER REENLISTMENTS	570	483	474	469	593	707
RESERVES TO ACTIVE DUTY	1,675	1,050	1,157	1,269	1,071	1,403
MARINE CORPS	4,965	4,399	4,280	5,986	4,658	5,362
INDUCTIONS	-	-	-	-	-	-
FIRST ENLISTMENTS	3,560	3,099	2,607	4,280	2,633	3,245
IMMEDIATE REENLISTMENTS	1,166	1,153	1,447	1,371	1,762	1,753
OTHER REENLISTMENTS	132	87	133	197	148	244
RESERVES TO ACTIVE DUTY	107	60	93	138	115	120
AIR FORCE	9,676	9,514	10,240	10,759	10,023	11,089
INDUCTIONS	-	-	-	-	-	-
FIRST ENLISTMENTS	4,576	4,678	5,575	5,845	5,256	5,569
IMMEDIATE REENLISTMENTS	5,005	4,730	4,526	4,781	4,612	5,351
OTHER REENLISTMENTS	65	95	128	112	138	152
RESERVES TO ACTIVE DUTY	30	11	11	21	17	17

A/ INCLUDES NATIONAL GUARD.

TABLE P27.1

DEPARTMENT OF DEFENSE
SUMMARY OF ENLISTED PERSONNEL PROCUREMENT
FISCAL YEAR 1984

	APR 1984	MAY 1984	JUN 1984	JUL 1984	AUG 1984	SEP 1984
TOTAL DEPARTMENT OF DEFENSE	41,567					
INDUCTIONS	-					
FIRST ENLISTMENTS	20,130					
IMMEDIATE REENLISTMENTS	18,505					
OTHER REENLISTMENTS	1,418					
RESERVES TO ACTIVE DUTY A/	1,514					
ARMY	14,800					
INDUCTIONS	-					
FIRST ENLISTMENTS	6,518					
IMMEDIATE REENLISTMENTS	7,510					
OTHER REENLISTMENTS	750					
RESERVES TO ACTIVE DUTY	22					
NAVY	11,096					
INDUCTIONS	-					
FIRST ENLISTMENTS	5,276					
IMMEDIATE REENLISTMENTS	4,166					
OTHER REENLISTMENTS	327					
RESERVES TO ACTIVE DUTY	1,327					
MARINE CORPS	5,282					
INDUCTIONS	-					
FIRST ENLISTMENTS	3,075					
IMMEDIATE REENLISTMENTS	1,821					
OTHER REENLISTMENTS	235					
RESERVES TO ACTIVE DUTY	151					
AIR FORCE	10,389					
INDUCTIONS	-					
FIRST ENLISTMENTS	5,261					
IMMEDIATE REENLISTMENTS	5,008					
OTHER REENLISTMENTS	106					
RESERVES TO ACTIVE DUTY	14					

A/ INCLUDES NATIONAL GUARD.

TABLE P27.21

DEPARTMENT OF DEFENSE
ARMY ENLISTED PERSONNEL PROCUREMENT
FISCAL YEAR 1984

	OCT 1983	NOV 1983	DEC 1983	JAN 1984	FEB 1984	MAR 1984
TOTAL	20,679	21,130	13,230	20,949	20,583	20,474
REGULAR ENL. AND REENL. - TOTAL	20,646	21,095	13,204	20,860	20,538	20,379
FIRST ENLISTMENTS	12,285	14,113	6,673	12,341	13,169	11,656
REENLISTMENTS - TOTAL	8,361	6,982	6,531	8,519	7,369	8,723
IMMEDIATE REENLISTMENTS	7,352	5,556	6,033	7,370	6,350	7,542
FORMER REGULAR FORMER RESERVE & N.G. FORMER INDUCTEE	7,351 1 -	5,556 - -	6,033 - -	7,369 1 -	6,349 1 -	7,542 - -
REENL. OTHER THAN IMMEDIATE	1,009	1,426	498	1,149	1,019	1,181
WITHIN 2-90 DAYS AFTER SEPARATION	53	61	17	62	61	63
FORMER REGULAR FORMER RESERVE & N.G. FORMER INDUCTEE FORMER OFFICER	9 37 3 4	16 34 8 3	7 7 1 2	14 31 8 9	13 37 11 -	9 46 4 4
OVER 90 DAYS AFTER SEPARATION	956	1,365	481	1,087	958	1,118
RESERVES AND N.G. CALLS	33	35	26	89	45	95

TABLE P27.21

DEPARTMENT OF DEFENSE
ARMY ENLISTED PERSONNEL PROCUREMENT
FISCAL YEAR 1984

	APR 1984	MAY 1984	JUN 1984	JUL 1984	AUG 1984	SEP 1984
TOTAL	14,800					
REGULAR ENL. AND REENL. - TOTAL	14,778					
FIRST ENLISTMENTS	6,518					
REENLISTMENTS - TOTAL	8,260					
IMMEDIATE REENLISTMENTS	7,510					
FORMER REGULAR	7,508					
FORMER RESERVE & N.G.	2					
FORMER INDUCTEE	-					
REENL. OTHER THAN IMMEDIATE	750					
WITHIN 2-90 DAYS AFTER SEPARATION	47					
FORMER REGULAR	19					
FORMER RESERVE & N.G.	20					
FORMER INDUCTEE	4					
FORMER OFFICER	4					
OVER 90 DAYS AFTER SEPARATION	703					
RESERVES AND N.G. CALLS	22					

TABLE P27.22

DEPARTMENT OF DEFENSE
NAVY ENLISTED PERSONNEL PROCUREMENT
FISCAL YEAR 1984

	OCT 1983	NOV 1983	DEC 1983	JAN 1984	FEB 1984	MAR 1984
TOTAL	15,241	9,575	10,392	10,653	10,388	12,998
REGULAR ENL. AND REENL. - TOTAL	13,566	8,525	9,235	9,384	9,317	11,595
FIRST ENLISTMENTS	7,391	5,167	4,663	4,548	5,264	7,399
REENLISTMENTS - TOTAL	6,175	3,358	4,572	4,836	4,053	4,196
IMMEDIATE REENLISTMENTS	5,605	2,875	4,098	4,367	3,460	3,489
FORMER REGULAR	5,154	2,666	3,816	3,943	3,247	3,211
FORMER RESERVE	451	209	282	424	213	278
REENL. OTHER THAN IMMEDIATE	570	483	474	469	593	707
WITHIN 2-90 DAYS AFTER SEPARATION	107	69	61	78	60	81
FORMER REGULAR	107	69	61	78	60	81
FORMER RESERVE	-	-	-	-	-	-
OVER 90 DAYS AFTER SEPARATION	463	414	413	391	533	626
RESERVES TO ACTIVE DUTY	1,675	1,050	1,157	1,269	1,071	1,403
FIRST ENLISTMENTS	268	122	157	166	116	136
REENLISTMENTS	1,407	928	1,000	1,103	955	1,267

TABLE P27.22
 DEPARTMENT OF DEFENSE
 NAVY ENLISTED PERSONNEL PROCUREMENT
 FISCAL YEAR 1984

	APR 1984	MAY 1984	JUN 1984	JUL 1984	AUG 1984	SEP 1984
TOTAL	11,096					
REGULAR ENL. AND REENL - TOTAL	9,769					
FIRST ENLISTMENTS	5,276					
REENLISTMENTS - TOTAL	4,493					
IMMEDIATE REENLISTMENTS	4,166					
FORMER REGULAR FORMER RESERVE	3,851 315					
REENL. OTHER THAN IMMEDIATE	327					
WITHIN 2-90 DAYS AFTER SEPARATION	24					
FORMER REGULAR FORMER RESERVE	24					
OVER 90 DAYS AFTER SEPARATION	303					
RESERVES TO ACTIVE DUTY	1,327					
FIRST ENLISTMENTS REENLISTMENTS REPORTED TO ACTIVE DUTY	135 1,192					

TABLE P27.23

DEPARTMENT OF DEFENSE
MARINE CORPS ENLISTED PERSONNEL PROCUREMENT
FISCAL YEAR 1984

	OCT 1983	NOV 1983	DEC 1983	JAN 1984	FEB 1984	MAR 1984
TOTAL	4,965	4,399	4,280	5,986	4,658	5,362
REGULAR ENL. AND REENL. - TOTAL	4,858	4,339	4,187	5,848	4,543	5,242
FIRST ENLISTMENTS	3,560	3,099	2,607	4,280	2,633	3,245
REENLISTMENTS - TOTAL	1,298	1,240	1,580	1,568	1,910	1,997
IMMEDIATE REENLISTMENTS	1,166	1,153	1,447	1,371	1,762	1,753
FORMER REGULAR A/	1,130	1,149	1,444	1,366	1,759	1,750
FORMER RESERVE	36	4	3	5	3	3
FORMER INDUCTEE	-	-	-	-	-	-
REENL. OTHER THAN IMMEDIATE	132	87	133	197	148	244
WITHIN 2-90 DAYS AFTER SEPARATION	3	-	1	4	1	1
FORMER REGULAR	3	-	1	4	1	1
FORMER RESERVE	-	-	-	-	-	-
FORMER INDUCTEE	-	-	-	-	-	-
OVER 90 DAYS AFTER SEPARATION	129	87	132	193	147	243
RESERVES TO ACTIVE DUTY	107	60	93	138	115	120
FIRST ENLISTMENTS	-	-	-	-	-	-
REENLISTMENTS	1	4	2	-	2	1
REPORTED TO ACTIVE DUTY	106	56	91	138	113	119

A/ INCLUDES EXTENSIONS FOR WHICH REENLISTMENT BONUS IS PAID.
B/ INCLUDES ENLISTMENTS OF FORMER OFFICERS.

TABLE P27.23

DEPARTMENT OF DEFENSE
MARINE CORPS ENLISTED PERSONNEL PROCUREMENT
FISCAL YEAR 1984

	APR 1984	MAY 1984	JUN 1984	JUL 1984	AUG 1984	SEP 1984
TOTAL	5,282					
REGULAR ENL. AND REENL. - TOTAL	5,131					
FIRST ENLISTMENTS	3,075					
REENLISTMENTS - TOTAL	2,056					
IMMEDIATE REENLISTMENTS	1,821					
FORMER REGULAR A/ FORMER RESERVE FORMER INDUCTEE	1,819 2 -					
REENL. OTHER THAN IMMEDIATE	235					
WITHIN 2-90 DAYS AFTER SEPARATION	6					
FORMER REGULAR FORMER RESERVE FORMER INDUCTEE	6 - -					
OVER 90 DAYS AFTER SEPARATION	229					
RESERVES TO ACTIVE DUTY	151					
FIRST ENLISTMENTS REENLISTMENTS REPORTED TO ACTIVE DUTY	- 3 148					

A/ INCLUDES EXTENSIONS FOR WHICH REENLISTMENT BONUS IS PAID.
B/ INCLUDES ENLISTMENTS OF FORMER OFFICERS.

TABLE P27.24

DEPARTMENT OF DEFENSE
AIR FORCE ENLISTED PERSONNEL PROCUREMENT
FISCAL YEAR 1984

	OCT 1983	NOV 1983	DEC 1983	JAN 1984	FEB 1984	MAR 1984
TOTAL	9,676	9,514	10,240	10,759	10,023	11,089
REGULAR ENL. AND REENL. - TOTAL	9,646	9,503	10,229	10,738	10,006	11,072
FIRST ENLISTMENTS	4,576	4,678	5,575	5,845	5,256	5,569
REENLISTMENTS - TOTAL	5,070	4,825	4,654	4,893	4,750	5,503
IMMEDIATE REENLISTMENTS	5,005	4,730	4,526	4,781	4,612	5,351
FORMER REGULAR FORMER RESERVE & N.G.	5,000	4,728	4,522	4,780	4,611	5,347
REENL. OTHER THAN IMMEDIATE	65	95	128	112	138	152
OVER 90 DAYS AFTER SEPARATION A/	65	95	128	112	138	152
RESERVES & N.G. TO ACTIVE DUTY	30	11	11	21	17	17

A/ INCLUDES ENLISTMENTS OF FORMER COMMISSIONED AND WARRANT OFFICERS.

TABLE P27.24

DEPARTMENT OF DEFENSE
AIR FORCE ENLISTED PERSONNEL PROCUREMENT
FISCAL YEAR 1984

	APR 1984	MAY 1984	JUN 1984	JUL 1984	AUG 1984	SEP 1984
TOTAL	10,389					
REGULAR ENL. AND REENL. - TOTAL	10,375					
FIRST ENLISTMENTS	5,261					
REENLISTMENTS - TOTAL	5,114					
IMMEDIATE REENLISTMENTS	5,008					
FORMER REGULAR FORMER RESERVE & N.G.	5,007					
REENL. OTHER THAN IMMEDIATE	106					
OVER 90 DAYS AFTER SEPARATION A/	106					
RESERVES & N.G. TO ACTIVE DUTY	14					

A/ INCLUDES ENLISTMENTS OF FORMER COMMISSIONED AND WARRANT OFFICERS.

TABLE P29.20-29.34
DEPARTMENT OF DEFENSE
REENLISTMENT RATES BY SERVICE

	A/ "UNADJUSTED" REENLISTMENT RATES FOR TOTAL REGULARS				B/ "ADJUSTED" REENLISTMENT RATES FOR TOTAL REGULARS					
	TOTAL DOD	ARMY	NAVY	MARINE CORPS	AIR FORCE	TOTAL DOD	ARMY	NAVY	MARINE CORPS	AIR FORCE
FY 1979										
ELIGIBLES	343,032	144,849	74,818	37,016	86,349	322,679	134,924	73,598	36,668	77,489
REENLISTMENTS	181,338	81,443	35,367	12,398	52,130	162,994	71,505	35,488	12,047	43,954
REENLISTMENT RATE	52.9%	56.2%	47.3%	33.5%	60.4%	50.5%	53.0%	48.2%	32.9%	56.7%
FY 1980										
ELIGIBLES	343,425	133,010	86,251	35,032	89,132	334,952	136,721	83,581	34,928	79,722
REENLISTMENTS	190,260	82,793	41,556	12,388	53,523	183,494	86,494	40,500	12,237	44,263
REENLISTMENT RATE	55.4%	62.2%	48.2%	35.4%	60.0%	54.8%	63.3%	48.5%	35.0%	55.5%
FY 1981										
ELIGIBLES	341,428	116,743	94,303	36,833	93,549	339,304	131,957	90,462	36,395	80,490
REENLISTMENTS	206,917	77,892	51,519	15,907	61,599	206,315	93,105	49,039	15,510	48,661
REENLISTMENT RATE	60.6%	66.7%	54.6%	43.2%	65.8%	60.8%	70.6%	54.2%	42.6%	60.5%
FY 1982										
ELIGIBLES	329,296	117,331	82,192	32,948	96,825	325,066	126,035	84,001	33,594	81,436
REENLISTMENTS	224,465	84,631	52,254	16,117	71,463	212,452	93,335	54,450	12,171	52,496
REENLISTMENT RATE	68.2%	72.1%	63.6%	48.9%	73.8%	65.4%	74.1%	64.8%	36.2%	64.5%
FY 1983										
ELIGIBLES	327,636	128,084	75,173	29,736	94,643	324,238	144,379	79,977	30,460	69,422
REENLISTMENTS	223,760	82,369	51,201	15,646	74,544	220,054	98,661	55,446	16,592	49,355
REENLISTMENT RATE	68.3%	64.3%	68.1%	52.6%	78.8%	67.9%	68.3%	69.3%	54.5%	71.1%

A/ "UNADJUSTED REENLISTMENT RATE" - THE RATIO OF TOTAL REENLISTMENTS OCCURRING IN A GIVEN PERIOD TO TOTAL SEPARATIONS ELIGIBLE TO REENLIST IN THE SAME PERIOD, EXPRESSED AS A PERCENTAGE

B/ "ADJUSTED REENLISTMENT RATE" - THE "UNADJUSTED" RATE ADJUSTED TO EXCLUDE THE EFFECTS OF: (1) EARLY SEPARATIONS FOR IMMEDIATE REENLISTMENTS AND (2) OTHER EARLY DISCHARGES OF ELIGIBLES UNDER EARLY RELEASE PROGRAMS.

TABLE P29.20-29.34
DEPARTMENT OF DEFENSE
REENLISTMENT RATES BY SERVICE

	A/ "UNADJUSTED" REENLISTMENT RATES FOR FIRST-TERM REGULARS					B/ "ADJUSTED" REENLISTMENT RATES FOR FIRST-TERM REGULARS				
	TOTAL DOD	ARMY	NAVY	MARINE CORPS	AIR FORCE	TOTAL DOD	ARMY	NAVY	MARINE CORPS	AIR FORCE
FY 1979										
ELIGIBLES	171,034	62,909	45,204	21,029	41,892	159,988	59,604	44,308	20,925	35,151
REENLISTMENTS	64,001	27,027	16,949	4,107	15,918	54,369	23,714	17,080	4,010	9,565
REENLISTMENT RATE	37.4%	43.0%	37.5%	19.5%	38.0%	34.0%	39.8%	38.5%	19.2%	27.2%
FY 1980										
ELIGIBLES	165,525	50,288	53,670	19,364	42,203	161,232	52,231	51,976	19,575	37,450
REENLISTMENTS	64,762	25,434	19,721	4,493	15,114	61,610	27,370	19,138	4,672	10,430
REENLISTMENT RATE	39.1%	50.6%	36.7%	23.2%	35.8%	38.2%	52.4%	36.8%	23.9%	27.9%
FY 1981										
ELIGIBLES	161,600	38,762	55,107	23,875	43,856	158,676	43,013	53,583	24,120	37,960
REENLISTMENTS	69,435	21,312	22,968	6,340	18,815	67,709	25,563	22,521	6,630	12,995
REENLISTMENT RATE	43.0%	55.0%	41.7%	26.6%	42.9%	42.7%	59.4%	42.0%	27.5%	34.2%
FY 1982										
ELIGIBLES	148,862	36,302	43,659	21,342	47,559	149,480	39,276	45,522	21,769	42,913
REENLISTMENTS	77,279	21,008	21,949	7,262	27,060	69,725	23,982	23,871	3,103	18,769
REENLISTMENT RATE	51.9%	57.9%	50.3%	34.0%	56.9%	46.6%	61.1%	52.4%	14.3%	43.7%
FY 1983										
ELIGIBLES	145,300	39,353	39,185	19,524	47,238	140,783	45,114	41,372	20,059	34,238
REENLISTMENTS	75,914	16,100	21,824	6,906	31,084	70,773	21,858	23,182	7,631	18,102
REENLISTMENT RATE	52.2%	40.9%	55.7%	35.4%	65.8%	50.3%	48.5%	56.0%	38.0%	52.9%

A/ "UNADJUSTED REENLISTMENT RATE" - THE RATIO OF TOTAL REENLISTMENTS OCCURRING IN A GIVEN PERIOD TO TOTAL SEPARATIONS ELIGIBLE TO REENLIST IN THE SAME PERIOD, EXPRESSED AS A PERCENTAGE.

B/ "ADJUSTED REENLISTMENT RATE" - THE "UNADJUSTED" RATE ADJUSTED TO EXCLUDE THE EFFECTS OF: (1) EARLY SEPARATIONS FOR IMMEDIATE REENLISTMENTS AND (2) OTHER EARLY DISCHARGES OF ELIGIBLES UNDER EARLY RELEASE PROGRAMS.

TABLE P29.20-29.34
DEPARTMENT OF DEFENSE
REENLISTMENT RATES BY SERVICE

	A/ "UNADJUSTED" REENLISTMENT RATES FOR CAREER REGULARS					B/ "ADJUSTED" REENLISTMENT RATES FOR CAREER REGULARS				
	TOTAL DOD	ARMY	NAVY	MARINE CORPS	AIR FORCE	TOTAL DOD	ARMY	NAVY	MARINE CORPS	AIR FORCE
FY 1979										
ELIGIBLES	171,998	81,940	29,614	15,987	44,457	162,691	75,320	29,290	15,743	42,338
REENLISTMENTS	117,337	54,416	18,418	8,291	36,212	108,625	47,791	18,408	8,037	34,389
REENLISTMENT RATE	68.2%	66.4%	62.2%	51.9%	81.5%	66.8%	63.5%	62.8%	51.1%	81.2%
FY 1980										
ELIGIBLES	177,900	82,722	32,581	15,668	46,929	173,720	84,490	31,605	15,353	42,272
REENLISTMENTS	125,498	57,359	21,835	7,895	38,409	121,884	59,124	21,362	7,565	33,833
REENLISTMENT RATE	70.5%	69.3%	67.0%	50.4%	81.8%	70.2%	70.0%	67.6%	49.3%	80.0%
FY 1981										
ELIGIBLES	179,828	77,981	39,196	12,958	49,693	180,628	88,944	36,879	12,275	42,530
REENLISTMENTS	137,482	56,580	28,551	9,567	42,784	138,606	67,542	26,518	8,880	35,666
REENLISTMENT RATE	76.5%	72.6%	72.8%	73.8%	86.1%	76.7%	75.9%	71.9%	72.3%	83.9%
FY 1982										
ELIGIBLES	180,434	81,029	38,533	11,606	49,266	175,586	86,759	38,479	11,825	38,523
REENLISTMENTS	147,186	63,623	30,305	8,855	44,403	142,727	69,353	30,579	9,068	33,727
REENLISTMENT RATE	81.6%	78.5%	78.6%	76.3%	90.1%	81.3%	79.9%	79.5%	76.7%	87.6%
FY 1983										
ELIGIBLES	182,336	88,731	35,988	10,212	47,405	183,455	99,265	38,605	10,401	35,184
REENLISTMENTS	147,846	66,269	29,377	8,740	43,460	149,281	76,803	32,264	8,961	31,253
REENLISTMENT RATE	81.1%	74.7%	81.6%	85.6%	91.7%	81.4%	77.4%	83.6%	86.2%	88.8%

A/ "UNADJUSTED REENLISTMENT RATE" - THE RATIO OF TOTAL REENLISTMENTS OCCURRING IN A GIVEN PERIOD TO TOTAL SEPARATIONS ELIGIBLE TO REENLIST IN THE SAME PERIOD EXPRESSED AS A PERCENTAGE
 B/ "ADJUSTED REENLISTMENT RATE" - THE "UNADJUSTED" RATE ADJUSTED TO EXCLUDE THE EFFECTS OF: (1) EARLY SEPARATIONS FOR IMMEDIATE REENLISTMENTS AND (2) OTHER EARLY DISCHARGES OF ELIGIBLES UNDER EARLY RELEASE PROGRAMS.

TABLE P309A

DEPARTMENT OF DEFENSE
ACTIVE DUTY MILITARY PERSONNEL STRENGTHS BY REGIONAL AREA AND BY COUNTRY

REGIONAL AREA/COUNTRY	MARCH 31, 1984				
	TOTAL	ARMY	AIR FORCE	NAVY	MARINE CORPS
U. S. TERRITORY AND SPECIAL LOCATIONS					
CONTINENTAL UNITED STATES (CONUS)	1,313,950	476,534	432,162	262,347	142,907
ALASKA	20,628	8,023	10,794	1,605	206
HAWAII	47,055	19,266	6,567	12,575	8,647
AMERICAN SAMOA	3	3	0	0	0
GUAM	9,205	29	4,105	4,680	391
JOHNSTON ATOLL	146	140	6	0	0
MIDWAY ISLANDS	11	0	0	11	0
PUERTO RICO	3,775	478	70	3,059	168
TRUST TERRITORY OF THE PACIFIC ISLANDS 1/	78	36	13	29	0
VIRGIN ISLANDS OF THE U.S.	9	7	1	1	0
WAKE ISLAND	7	0	7	0	0
TRANSIENTS	56,156	17,808	16,849	16,049	5,450
AFFLOAT	157,463	0	0	157,463	0
TOTAL-U.S. TERR. AND SPECIAL LOCATIONS	1,608,486	522,324	470,574	457,819	157,769
FOREIGN COUNTRIES					
(1) WESTERN & SOUTHERN EUROPE					
AUSTRIA	26	5	2	0	19
BELGIUM*	2,196	1,387	663	117	29
CYPRUS	15	3	2	0	10
DENMARK*	56	9	19	16	12
FINLAND	19	5	2	2	10
FRANCE*	69	16	12	9	32
GERMANY (FED. REPUBLIC & WEST BERLIN)*	252,530	212,452	39,665	329	84
GIBRALTAR	4	0	0	4	0
GREECE*	3,678	553	2,664	447	14
GREENLAND*	345	0	345	0	0
ICELAND*	3,199	2	1,206	1,879	112
IRELAND	8	2	0	0	6
ITALY*	14,219	4,325	5,166	4,457	271
LUXEMBOURG*	8	2	0	0	6
MALTA	1	1	0	0	0
NETHERLANDS*	2,721	779	1,917	16	9
NORWAY*	222	36	130	40	16
PORTUGAL*	1,666	75	1,191	387	13
SPAIN*	9,714	19	5,205	4,288	202
SWEDEN	16	1	6	2	7
SWITZERLAND	32	5	3	0	24

1/ Includes five civic action teams of approximately 13 persons each
(1 in Palau and 4 in the Federated States of Micronesia).

TABLE P309A

DEPARTMENT OF DEFENSE
ACTIVE DUTY MILITARY PERSONNEL STRENGTHS BY REGIONAL AREA AND BY COUNTRY

MARCH 31, 1984

REGIONAL AREA/COUNTRY	TOTAL	ARMY	AIR FORCE	NAVY	MARINE CORPS
TURKEY*	5,238	1,326	3,811	82	19
UNITED KINGDOM*	28,560	220	25,681	2,290	369
AFLOAT	34,804	0	0	32,980	1,824
TOTAL-WESTERN & SOUTHERN EUROPE	359,346	221,223	87,690	47,345	3,088
(*EUROPEAN NATO)	(324,421)	(221,201)	(87,675)	(14,357)	(1,188)
(*EUROPEAN NATO PERMANENTLY ASSIGNED)	(324,359)	(221,313)	(87,557)	(14,301)	(1,188)
(2) EAST ASIA AND PACIFIC					
AUSTRALIA	752	28	293	423	8
BURMA	11	3	2	0	6
CHINA	25	6	4	2	13
FIJI	1	0	0	1	0
HONG KONG	42	12	5	15	10
INDONESIA	51	13	12	13	13
JAPAN (INCLUDING OKINAWA)	45,651	2,544	14,572	7,488	21,047
MALAYSIA	19	8	2	0	9
NEW ZEALAND	64	3	10	45	6
PHILIPPINES	14,930	54	9,143	5,094	639
REPUBLIC OF KOREA	40,791	28,514	11,844	5,377	56
SINGAPORE	26	3	3	12	8
THAILAND	119	61	33	9	16
WESTERN SAMOA	0	0	0	0	0
AFLOAT	20,654	0	0	18,152	2,502
TOTAL-EAST ASIA & PACIFIC	123,136	31,249	35,923	31,631	24,333
(3) AFRICA, NEAR EAST AND SOUTH ASIA					
AFGHANISTAN	6	0	0	0	6
ALGERIA	8	2	0	0	6
BAHRAIN	96	3	1	92	0
BANGLADESH	8	2	0	0	6
BRITISH INDIAN OCEAN TERRITORY (INCLUDES DIEGO GARCIA)	1,484	0	13	1,471	0
CAMEROON	8	2	0	0	6
CONGO	8	1	0	1	6
EGYPT	1,226	1,085	85	32	24
ETHIOPIA	13	0	0	0	13
GABON	6	0	0	0	6
GHANA	11	3	0	0	8
INDIA	34	6	5	4	19
ISRAEL	78	25	18	8	27
IVORY COAST	10	3	0	0	7

TABLE P309A

DEPARTMENT OF DEFENSE
ACTIVE DUTY MILITARY PERSONNEL STRENGTHS BY REGIONAL AREA AND BY COUNTRY

MARCH 31, 1984

REGIONAL AREA/COUNTRY	TOTAL	ARMY	AIR FORCE	NAVY	MARINE CORPS
JORDAN	29	15	6	0	8
KENYA	36	11	14	2	9
KUWAIT	31	21	1	1	8
LEBANON	71	54	0	1	16
LIBERIA	25	12	2	4	7
MADAGASCAR	7	0	0	2	5
MALAWI	3	3	0	0	0
MALI	6	0	0	0	6
MAURITIUS	6	0	0	0	6
MOROCCO	48	13	16	3	16
NEPAL	8	2	0	0	6
NIGER	6	0	0	0	6
NIGERIA	21	6	3	0	12
OMAN	18	5	3	1	9
PAKISTAN	37	11	8	2	16
ST. HELENA (INCLUDES ASCENSION ISLAND)	2	0	2	0	0
SAUDI ARABIA	580	228	266	67	19
SENEGAL	9	0	0	2	7
SEYCHELLES	4	0	4	0	0
SOMALIA	22	11	3	2	6
SOUTH AFRICA	19	2	4	1	12
SRI LANKA	10	0	0	3	7
SUDAN	24	8	7	0	9
SYRIA	13	3	0	0	10
TANZANIA, UNITED REPUBLIC OF	6	0	0	0	6
TUNISIA	23	10	2	1	10
UNITED ARAB EMIRATES	4	2	2	0	0
UPPER VOLTA	4	0	0	0	4
YEMEN (SANA'A)	21	11	4	0	6
ZAIRE	22	7	7	0	8
ZAMBIA	5	0	0	0	5
ZIMBABWE	4	2	0	0	2
AFLOAT	12,422	0	0	12,422	0
TOTAL-AFRICA, NEAR EAST & SOUTH ASIA	16,542	1,569	476	14,122	375
(4) WESTERN HEMISPHERE					
ANTIGUA	98	0	1	97	0
ARGENTINA	23	4	8	2	9
BAHAMAS, THE	29	2	3	18	6
BARBADOS	13	5	0	1	7
BELIZE	4	3	0	1	0

TABLE P309A
 DEPARTMENT OF DEFENSE
 ACTIVE DUTY MILITARY PERSONNEL STRENGTHS BY REGIONAL AREA AND BY COUNTRY

MARCH 31, 1984

REGIONAL AREA/COUNTRY	TOTAL	ARMY	AIR FORCE	NAVY	MARINE CORPS
BERMUDA	1,468	0	0	1,389	79
BOLIVIA	14	4	3	0	7
BRAZIL	50	13	7	5	25
CANADA	678	11	222	433	12
CHILE	20	3	2	2	13
COLOMBIA	30	8	5	3	14
COSTA RICA	14	5	0	0	9
CUBA (GUANTANAMO)	2,501	4	1	1,882	614
DOMINICAN REPUBLIC	18	4	2	3	9
ECUADOR	22	5	5	3	9
EL SALVADOR	67	42	3	1	21
GUENADA	178	172	0	0	6
GUATEMALA	19	4	1	0	14
GUYANA	6	0	0	0	6
HAITI	10	2	1	0	7
HONDURAS 2/	2,087	1,849	33	3	202
JAMAICA	14	1	0	3	10
MEXICO	54	30	7	3	14
NICARAGUA	12	3	1	0	8
PANAMA	9,735	7,107	2,104	379	145
PARAGUAY	13	4	1	1	7
PERU	30	5	8	9	8
SURINAME	3	3	0	0	0
URUGUAY	14	4	2	1	7
VENEZUELA	37	5	21	5	6
AFLOAT	14,204	0	0	6,046	8,158
TOTAL-WESTERN HEMISPHERE	31,465	9,302	2,441	10,290	9,432
(5) ANTARCTICA	67	0	0	67	0
(6) EASTERN EUROPE					
BULGARIA	10	2	2	0	6
CZECHOSLOVAKIA	10	1	3	0	6
GERMAN DEMOCRATIC REPUBLIC	52	45	0	0	7
HUNGARY	12	4	1	0	7
POLAND	16	3	1	0	12
ROMANIA	13	3	1	0	9
UNION OF SOVIET SOCIALIST REPUBLICS	54	8	7	4	35
YUGOSLAVIA	18	4	4	1	9
TOTAL-EASTERN EUROPE	185	70	19	5	91

2/ Number includes military personnel on TDY for planning and conduct of exercises.

TABLE P308A

DEPARTMENT OF DEFENSE
ACTIVE DUTY MILITARY PERSONNEL STRENGTHS BY REGIONAL AREA AND BY COUNTRY

MARCH 31, 1984

REGIONAL AREA/COUNTRY	TOTAL	ARMY	AIR FORCE	NAVY	MARINE CORPS
(7) UNDISTRIBUTED	86	69	6	11	0
TOTAL FOREIGN COUNTRIES	531,244	263,482	126,555	103,888	37,319
ASHORE	448,743	263,482	126,555	33,871	24,835
AFLOAT	82,501	0	0	70,017	12,484
TOTAL WORLDWIDE	2,139,730	785,806	597,129	561,707	195,088
ASHORE	1,899,766	785,806	597,129	334,227	182,604
AFLOAT	239,964	0	0	227,480	12,484

NOTE: ASHORE INCLUDES TEMPORARILY SHORE-BASED.

G L O S S A R Y O F T E R M S

Active Duty: Full-time duty in the active service of a uniformed service, including duty on the active list, full-time training duty, annual training duty, and attendance while in the active service, at a school designated as a service school by law or by the Secretary concerned.

Armed Forces of the United States: Includes the Army, Navy, Air Force, Marine Corps, and Coast Guard, and all components thereof.

Career Regular: Individual serving on active duty in the regular component for a second or subsequent term of service or on an extended tour for which a reenlistment bonus was paid. An individual serving on an initial term of service in the regular component of a Service with at least 24 months of prior active duty with another Service will be considered a career regular.

Civil Functions: Functions primarily associated with the Civil Works program of the Army Corps of Engineers. This program encompasses planning, programming, designing, constructing, and operating Federal water resource projects for navigation, flood control, hydroelectric power, water supply, recreation, and related activities. Civil Functions also includes cemeterial workers (Army) and several conservation management employees (Air Force).

Continental United States: Unless otherwise qualified, means the 48 contiguous States and the District of Columbia.

Direct Hire Civilians: Employees hired directly by an agency of DoD. Includes foreign nationals hired by DoD to support DoD activities in their home countries.

Early Separations for Reenlistment: Separations prior to expiration of term of service for purpose of immediate reenlistment, as provided under service regulations.

Enlisted Member. A person enlisted, enrolled, or conscripted into the military service.

- Enlistment. (1) A voluntary entrance into military service under enlisted status, as distinguished from induction through Selective Service.
- (2) A period of time, contractual or prescribed by law, which enlisted members serve between enrollment and discharge.

First Term Regular: Individual serving on an initial term of service in the regular component of a Service, including those with prior active service in a nonregular component of the same Service (e.g., as a reservist or inductee). An individual serving on an initial term of service in the regular component of a Service who has less than 24 months of prior active duty with another Service will also be considered a first term regular.

Indirect Hire Civilians: Foreign nationals assigned to support U.S. forces through contracts or agreements with foreign governments (or agencies thereof). These personnel are employees of the foreign governments involved. All indirect hires support military functions.

Officer: A commissioned or warrant officer.

OSD and Related Activities:

American Forces Information Service (AFIS)
Civilian Health and Medical Program of the Uniformed Services (CHAMPUS)
Defense Advanced Research Projects Agency (DARPA)
Defense Legal Services (DLS)
Defense Security Assistance Agency (DSAA)
Office of Economic Adjustment (OEA)
Office of the Secretary of Defense (OSD)
Organization of the Joint Chiefs of Staff (OJCS)
Tri-Service Medical Information System (TRIMIS)
U.S. Court of Military Appeals (USCMA)
Washington Headquarters Services (WHS)

Other Defense Activities:

Defense Audiovisual Agency (DAVA)
Defense Communications Agency (DCA)
Defense Contract Audit Agency (DCAA)
Defense Intelligence Agency (DIA)
Defense Investigative Service (DIS)
Defense Logistics Agency (DLA)
Defense Mapping Agency (DMA)
Defense Nuclear Agency (DNA)
Department of Defense Dependents Schools (DODDS)
OSD and Related Activities
Uniformed Services University of the Health Sciences (USUHS)

Reenlistment: Entry into active duty in the regular component of individuals with prior military service, either as regulars or as inductees of the same Service, either immediately or within 90 days after separation from a prior tour of active duty.

Reserve Components: The Army National Guard of the United States, Army Reserve, Naval Reserve, Marine Corps Reserve, Air National Guard of the United States, Air Force Reserve, and Coast Guard Reserve.

Separations, Eligible to Reenlist: Separations of individuals who, under current Service policies, are eligible (or available) for reenlistment in the regular components.

Service Academy Cadet or Midshipman: A person in training at one of the service academies to become a commissioned officer.

Warrant Officer: A person who holds a commission or warrant in a warrant officer grade.

