

AD-A151 147


CIVILIAN MANPOWER STATISTICS, DECEMBER, FY-83. (U)
WASHINGTON HEADQUARTERS SERVICE (DOD) DIR FOR INFO
OP & RPTS. DEC 82. DIOR/MO4-83/03

111

UNCLASSIFIED

F/G 5/9


N/L



END
FILMED:
11 04 85

1 OF 1

AD-A151 147




**THIS REPORT IS UNCLASSIFIED AND
ITS DISTRIBUTION IS UNLIMITED**



Department of Defense
CIVILIAN MANPOWER STATISTICS

DECEMBER 1982



Department of Defense

Civilian Manpower Statistics

December 1982

Issued Monthly by

**Washington Headquarters Services
Directorate for Information
Operations and Reports**

F O R E W O R D

Civilian Manpower Statistics (CMS) is published monthly by the Office of the Secretary of Defense, Washington Headquarters Services, Directorate for Information Operations and Reports (WHS/DIOR).

CMS provides statistical information on the civilian work force of the Department of Defense (DOD), with the exception of personnel of the National Security Agency and personnel paid from non-appropriated funds. It is produced primarily from a computerized data base developed and maintained by WHS/DIOR from monthly information provided to the Office of Personnel Management on SF 113-A, Monthly Report of Federal Civilian Employment.

Questions on material in this publication or requests for additional copies or changes in distribution should be addressed to the WHS/DIOR Special Projects Division, Room 1C535, The Pentagon, Washington, D.C., 20301, or call (202) 695-6815. (When ordering cite publication number M04.)

The contents of this publication may be reprinted without permission.

T A B L E O F C O N T E N T S

<u>Table</u>	<u>Page</u>
1	1
DOD Civilian Employment, by Function and Employment Status, According to Defense Component: December 31, 1982	
2	2
Trends in DOD Civilian Employment Subject to OMB Ceiling, by Function, Employment Status, and Defense Component	
3	3
DOD Direct Hire Civilian Personnel Subject to OMB Ceiling, by Function and Defense Component	
4	4
DOD Military and Direct Hire Civilian Personnel, by Component (Excluding the Military Departments), According to Type: December 31, 1982	
5	5
DOD Direct Hire Civilian Personnel, by Type, According to Defense Component: December 31, 1982	
6	6
DOD Civilian Personnel, by Location and Type, According to Defense Component: December 31, 1982	
7	7
DOD Indirect Hire Civilian Personnel, by Country, According to Defense Component: December 31, 1982	
8	8
Number and Rate of Monthly Accessions and Separations of DOD Direct Hire Civilian Personnel: January 1981 - December 1982	
Glossary	9

TABLE 1

DOD Civilian Employment, by Function and Employment Status,
According to Defense Component: December 31, 1982

FUNCTION/EMPLOYMENT STATUS	TOTAL a/ DOD	ARMY	NAVY b/	AIR FORCE	OTHER DEFENSE ACTIVITIES c/d/
MILITARY FUNCTIONS					
OMB Ceiling Employment	1,069,263	393,177	337,000	255,678	83,408
Direct Hire	985,352	335,177	326,261	242,442	81,472
Indirect Hire	83,911	58,000	10,739	13,236	1,936
Total Employment	1,080,313	396,242	342,208	257,212	84,651
Direct Hire	996,402	338,242	331,469	243,976	82,715
Indirect Hire	83,911	58,000	10,739	13,236	1,936
CIVIL FUNCTIONS (ALL DIRECT HIRE)					
OMB Ceiling Employment	30,086	30,082	-	4	-
Total Employment	30,973	30,969	-	4	-
TOTAL MILITARY AND CIVIL FUNCTIONS					
OMB Ceiling Employment	1,099,349	423,259	337,000	255,682	83,408
Direct Hire	1,015,438	365,259	326,261	242,446	81,472
Indirect Hire	83,911	58,000	10,739	13,236	1,936
Total Employment	1,111,286	427,211	342,208	257,216	84,651
Direct Hire	1,027,375	369,211	331,469	243,980	82,715
Indirect Hire	83,911	58,000	10,739	13,236	1,936

a/ Included in Total Employment but excluded from Office of Management and Budget (OMB) Ceiling Employment are employees exempt from OMB ceiling control, i.e., some summer aides and employees in the Stay-in-School, Federal Junior Fellowship, and Worker-Trainee Opportunity Programs, and those covered by other official exemptions granted by OMB.

b/ Includes Marine Corps civilian personnel.

c/ See the Glossary for a list of the Other Defense Activities.

d/ Some direct and indirect hire foreign national data included for DOD Dependents Schools are not current.

TABLE 2

Trends in DOD Civilian Employment Subject to OMB Ceiling,
by Function, Employment Status, and Defense Component

FUNCTION/COMPONENT/ EMPLOYMENT STATUS	END STRENGTHS, LAST 4 FISCAL YEARS				LAST 2 MONTHS	
	30 SEP 79	30 SEP 80	30 SEP 81	30 SEP 82	30 NOV 82	31 DEC 82
MILITARY FUNCTIONS	<u>991,081</u>	<u>990,356</u>	<u>1,019,466</u>	<u>1,029,854</u>	<u>1,064,781</u>	<u>1,069,263</u>
DIRECT HIRE	915,764	915,786	939,942	947,061	981,040	985,352
INDIRECT HIRE	75,317	74,570	79,524	82,793	83,741	83,911
Army	359,121	360,508	372,111	379,316	390,884	393,177
Direct Hire	309,475	311,795	318,278	322,057	333,020	335,177
Indirect Hire	49,646	48,713	53,833	57,259	57,864	58,000
Navy	310,176	308,715	320,858	319,554	335,553	337,000
Direct Hire	299,449	297,984	310,123	308,885	324,743	326,261
Indirect Hire	10,727	10,731	10,735	10,669	10,810	10,739
Air Force	245,082	244,342	246,165	248,508	254,951	255,678
Direct Hire	231,838	230,938	232,933	235,456	241,702	242,442
Indirect Hire	13,244	13,404	13,232	13,052	13,249	13,236
Other Defense Activities	76,702	76,791	80,332	82,476	83,393	83,408
Direct Hire	75,002	75,069	78,608	80,663	81,575	81,472
Indirect Hire	1,700	1,722	1,724	1,813	1,818	1,936
CIVIL FUNCTIONS (ALL DIRECT HIRE)	<u>33,342</u>	<u>32,611</u>	<u>31,800</u>	<u>31,573</u>	<u>31,332</u>	<u>30,086</u>
Army	33,336	32,608	31,796	31,569	31,328	30,082
Air Force	6	3	4	4	4	4
TOTAL MILITARY AND CIVIL FUNCTIONS	<u>1,024,423</u>	<u>1,022,967</u>	<u>1,051,266</u>	<u>1,061,427</u>	<u>1,096,113</u>	<u>1,099,349</u>
Direct Hire	949,106	948,397	971,742	978,634	1,012,372	1,015,438
Indirect Hire	75,317	74,570	79,524	82,793	83,741	83,911

a/ Includes data for DOD Dependents Schools (DODDS) which were marked as estimated because some DODDS components had not updated their direct and indirect hire data since the August 31, 1982, report.

b/ Some direct and indirect hire foreign national data included for DOD Dependents Schools are not current.

TABLE 3

DOD Direct Hire Civilian Personnel Subject to OMB Ceiling,
by Function and Defense Component

FUNCTION/COMPONENT	TOTAL EMPLOYMENT			FULL-TIME WITH PERMANENT APPOINTMENTS		
	30 NOV 82	31 DEC 82	CEILING a/ 30 SEP 83	30 NOV 82	31 DEC 82	CEILING a/ 30 SEP 83
<u>MILITARY FUNCTIONS</u>	<u>981,040</u>	<u>985,352</u>		<u>880,369</u>	<u>882,188</u>	
Army	333,020	335,177		288,993	289,652	
Navy	324,743	326,261		292,171	293,200	
Air Force	241,702	242,442		223,280	223,565	
OSD & Related Activities ^{b/}	2,646	2,655		2,437	2,440	
Defense Audiovisual Agency	483	492		398	387	
Defense Audit Service	496	494		491	489	
Defense Communications Agency	1,636	1,639		1,595	1,596	
Defense Contract Audit Agency	3,593	3,591		3,547	3,543	
Defense Intelligence Agency	2,717	2,709		2,478	2,466	
Defense Investigative Service	3,179	3,202		3,095	3,138	
Defense Logistics Agency	47,027	46,838		45,391	45,213	
Defense Mapping Agency	8,554	8,582		8,396	8,420	
Defense Nuclear Agency	653	661		619	625	
Department of Defense	9,916	9,931 ^{c/}		6,945	6,919 ^{c/}	
Dependents Schools						
Uniformed Services University of the Health Sciences	675	678		533	535	
<u>CIVIL FUNCTIONS</u>	<u>31,332</u>	<u>30,086</u>		<u>28,291</u>	<u>27,326</u>	
Army	31,328	30,082		28,287	27,322	
Air Force	4	4		4	4	
<u>TOTAL MILITARY AND CIVIL FUNCTIONS</u>	<u>1,012,372</u>	<u>1,015,438</u>		<u>908,660</u>	<u>909,514</u>	

a/ Ceiling data not yet available.

b/ See the Glossary for a list of OSD and Related Activities.

c/ Includes some direct hire foreign national data that are not current.

TABLE 4

000 Military and Direct Hire Civilian Personnel, by Component (Excluding the Military Departments), According to Type: December 31, 1982

DEFENSE COMPONENT	TOTAL	CIVILIAN ^{a/}	TOTAL	MILITARY	
				OFFICER	ENLISTED
<u>TOTALS</u>	<u>90,043</u>	<u>82,715</u>	<u>7,328</u>	<u>4,377</u>	<u>2,951</u>
OSD and Related Activities ^{b/}	4,502	2,677	1,825	1,292	533
Defense Audiovisual Agency	540	496	44	14	30
Defense Audit Service	494	494	-	-	-
Defense Communications Agency	3,211	1,681	1,530	474	1,056
Defense Contract Audit Agency	3,618	3,618	-	-	-
Defense Intelligence Agency	4,560	2,711	1,849	1,203	646
Defense Investigative Service	3,296	3,240	56	24	32
Defense Logistics Agency	48,822	47,827	995	837	158
Defense Mapping Agency	9,114	8,670	444	176	268
Defense Nuclear Agency	1,161	679	482	288	194
Department of Defense Dependents Schools	9,931	9,931 ^{c/}	-	-	-
Uniformed Services University of the Health Sciences	794	691	103 ^{d/}	69	34

^{a/} Includes personnel not subject to Office of Management and Budget (OMB) ceiling control.

^{b/} See the Glossary for a list of OSD and Related Activities.

^{c/} Includes some direct hire foreign national data that are not current.

^{d/} Excludes students.

TABLE 5

DOD Direct Hire Civilian Personnel, by Type, a/
According to Defense Component: December 31, 1982

TYPE OF PERSONNEL	TOTAL DOD	ARMY	NAVY	AIR FORCE	OTHER DEFENSE ACTIVITIES b/c/
TOTAL	<u>1,027,375</u>	<u>369,211</u>	<u>331,469</u>	<u>243,980</u>	<u>82,715</u>
BY STATUS					
Full-Time	999,177	357,506	324,151	238,226	79,294
Part-Time	24,056	9,724	6,556	4,924	2,852
Intermittent	4,142	1,981	762	830	569
BY CAREER SERVICE CATEGORY					
Competitive	860,623	296,718	294,099	203,738	66,068
Excepted and SES	166,752	72,493	37,370	40,242	16,647
BY TYPE OF APPOINTMENT					
Permanent	920,590	321,949	295,874	226,180	76,587
Temporary/Indefinite	106,785	47,262	35,595	17,800	6,128
BY CITIZENSHIP					
U.S. Citizens	1,078	353,013	319,081	236,934	82,050
Non-Citizens	36,297	16,198	12,388	7,046	665
BY LABOR CATEGORY					
Salaries	665,145	252,697	186,514	154,495	71,439
Wage Board	362,230	116,514	144,955	89,485	11,276

a/ Includes personnel not subject to Office of Management and Budget (OMB) ceiling control.

b/ See the Glossary for a list of the Other Defense Activities.

c/ Some direct hire foreign national data included for DOD Dependents Schools are not current.

TABLE 6

DDO Civilian Personnel, by Location and Type, a/
According to Defense Component: December 31, 1982

LOCATION/TYPE OF PERSONNEL	TOTAL DDO	ARMY	NAVY	AIR FORCE	OTHER DEFENSE ACTIVITIES	b/c/
<u>WORLDWIDE TOTAL</u>	<u>1,027,375</u>	<u>369,211</u>	<u>331,469</u>	<u>243,980</u>	<u>82,715</u>	
<u>UNITED STATES</u>	<u>943,726</u>	<u>329,674</u>	<u>311,959</u>	<u>230,246</u>	<u>71,847</u>	
By Location						
Washington, D.C., SMSA d/	85,063	27,546	36,507	6,490	14,520	
Remainder of U.S.	858,663	302,128	275,452	223,756	57,327	
By Labor Category						
Salaried	614,596	234,061	177,867	142,007	60,661	
Wage Board	329,130	95,613	134,092	88,239	11,186	
By Citizenship						
U.S. Citizens	943,037	329,248	311,761	230,214	71,814	
Non-Citizens	689	426	198	32	33	
<u>U.S. TERRITORIES</u>	<u>6,507</u>	<u>1,047</u>	<u>4,467</u>	<u>949</u>	<u>44</u>	
By Labor Category						
Salaried	2,988	692	1,854	409	33	
Wage Board	3,519	355	2,613	540	11	
By Citizenship						
U.S. Citizens	6,461	1,045	4,424	948	44	
Non-Citizens	46	2	43	1	0	
<u>FOREIGN COUNTRIES</u>	<u>77,142</u>	<u>38,490</u>	<u>15,043</u>	<u>12,785</u>	<u>10,824</u>	
By Labor Category						
Salaried	47,561	17,944	6,793	12,079	10,745	
Wage Board	29,581	20,546	8,250	706	79	
By Citizenship						
U.S. Citizens	41,580	22,720	2,896	5,772	10,192	
Non-Citizens	35,562	15,770	12,147	7,013	632	

a/ Includes personnel not subject to Office of Management and Budget (OMB) ceiling control.

b/ See the Glossary for a list of the Other Defense Activities.

c/ Some direct hire foreign national data included for DOD Dependents Schools are not current.

d/ The Washington, D.C., Standard Metropolitan Statistical Area (SMSA) consists of the District of Columbia; Montgomery, Prince Georges, and Charles counties in Maryland; Alexandria, Fairfax, Falls Church, Manassas, and Manassas Park cities, and Arlington, Fairfax, Loudoun, and Prince William counties in Virginia.

TABLE 7

DOD Indirect Hire Civilian Personnel, by Country,
According to Defense Component: December 31, 1982

COUNTRY	TOTAL DOD	ARMY	NAVY	AIR FORCE	OTHER DEFENSE ACTIVITIES a/b/
<u>TOTAL</u>	<u>83,911</u>	<u>58,000</u>	<u>10,739</u>	<u>13,236</u>	<u>1,936</u>
Belgium	611	589	-	2	20
Germany	57,869	50,358	21	6,047	1,443
Greece	595	15	118	443	19
Guam	4	-	4	-	-
Italy	1	-	1	-	-
Japan	17,674	3,465	9,396	4,569	244
Korea	3,237	3,237	-	-	-
Netherlands	431	336	-	72	23
Philippines	7	-	6	-	1
Spain	2,061	-	1,125	849	87
United Kingdom	1,421	-	68	1,254	99

a/ See the Glossary for a list of the Other Defense Activities.

b/ Some indirect hire foreign national data included for DOD Dependents Schools are not current.

TABLE 8

Number and Rate of Monthly Accessions
and Separations of DOD Direct Hire Civilian Personnel:
January 1981 - December 1982

DATE	ACCESSIONS ^{a/}		SEPARATIONS ^{a/}	
	NUMBER	RATE (%)	NUMBER	RATE (%)
<u>1981</u>				
January	18,714	1.92	19,917	2.05
February	7,734	0.80	9,983	1.03
March	12,348	1.27	9,596	0.98
April	14,992	1.53	9,681	0.99
May	21,570	2.18	11,490	1.16
June	39,402	3.91	20,928	2.08
July	24,016	2.35	15,497	1.52
August	23,514	2.31	30,080	2.96
September	18,071	1.84	47,292	4.81
October	25,157	2.52	11,373	1.14
November	15,942	1.59	9,256	0.92
December	14,806	1.47	11,772	1.17
<u>1982</u>				
January	11,522	1.14	9,949	0.99
February	14,406	1.42	8,723	0.86
March	17,149	1.68	10,720	1.05
April	14,701	1.44	8,662	0.85
May	17,161	1.69	9,255	0.90
June	36,065	3.45	21,339	2.04
July	19,527	1.87	14,979	1.43
August	21,987	2.09	26,429	2.52
September	14,496	1.39	64,265	6.16
October	36,708	3.71	12,344	1.25
November	16,521	1.63	9,394	0.92
December	13,083	1.28	9,772	0.95

^{a/} Accession and separation rates represent the number of gains or losses in civilian personnel as a percentage of total DOD employment.

G L O S S A R Y

Accessions. Additions to an agency's work force. Includes appointments from civil service registers that are career or career-conditional appointments, appointments to the Senior Executive Service, temporary appointments from registers, temporary appointments pending the establishment of registers, reappointments, reinstatements, restorations, returns to duty, and transfers.

Civil Functions. Functions primarily associated with the Civil Works program of the Army Corps of Engineers. This program encompasses planning, programming, designing, constructing, and operating Federal water resource projects for navigation, flood control, hydroelectric power, water supply, recreation, and related activities. Civil Functions also includes cemetery workers (Army) and several conservation management employees (Air Force).

Competitive Service. All civil service positions in the Executive Branch, except:

1. Positions which are specifically exempted from the Competitive Service by or under statute;
2. Positions to which appointments are made by nomination for confirmation by the Senate, unless the Senate otherwise directs or when specifically included in the Competitive Service by statute;
3. Positions in the Senior Executive Service.

Also includes civil service positions not in the Executive Branch which are specifically included in the Competitive Service by statute.

Direct Hire Civilians. Employees hired directly by an agency of DOD. Includes foreign nationals hired by DOD to support DOD activities in their home countries.

DOD. Department of Defense.

Excepted Service. All positions in the Executive Branch of the Federal Government (except Senior Executive Service positions) which are specifically excepted from the Competitive Service by or pursuant to a statute, the President, or the Office of Personnel Management.

Full-Time Employees. Employees who are regularly scheduled to work the number of hours and days in the administrative workweek for their employment group or class. (Usually 5 days of 8 hours each.)

Indirect Hire Civilians. Foreign nationals assigned to support U.S. forces through contracts or agreements with foreign governments (or agencies thereof). These personnel are employees of the foreign governments involved. All indirect hires support military functions.

Intermittent Employees. Employees who are employed with no prescheduled tour of duty (i.e., employed on an irregular or occasional basis).

Military Functions. Activities normally associated with the uniformed services.

OMB Ceiling Employment. Employees subject to Office of Management and Budget (OMB) ceilings established to administer Presidential employment ceiling limitations. For direct hire employees, it excludes employees such as some summer aides or employees in the Stay-in-School, Federal Junior Fellowship, and Worker-Trainee Opportunity Programs and those covered by other official exemptions granted by OMB.

OSD and Related Activities.

American Forces Information Service (AFIS)
Civilian Health and Medical Program
of the Uniformed Services (CHAMPUS)
Defense Advanced Research Projects Agency (DARPA)
Defense Legal Services (DLS)
Defense Security Assistance Agency (DSAA)
Office of Economic Adjustment (OEA)
Office of the Secretary of Defense (OSD)
Organization of the Joint Chiefs of Staff (OJCS)
Tri-Service Medical Information System (TRIMIS)
U.S. Court of Military Appeals (USCMA)
Washington Headquarters Services (WHS)

Other Defense Activities.

Defense Audiovisual Agency (DAVA)
Defense Audit Service (DAS)
Defense Communications Agency (DCA)
Defense Contract Audit Agency (DCAA)
Defense Intelligence Agency (DIA)
Defense Investigative Service (DIS)
Defense Logistics Agency (DLA)
Defense Mapping Agency (DMA)
Defense Nuclear Agency (DNA)
Department of Defense Dependents Schools (DODDS)
OSD and Related Activities
Uniformed Services University of the
Health Sciences (USUHS)

Part-Time Employees. Employees who are regularly scheduled for a prearranged tour of duty which is less than the specified number of hours or days worked by full-time employees in the same employment group or class.

Permanent Appointments. Permanent appointments are defined within each type of service as follows:

1. Competitive Service - Employees serving under career appointments who are serving or who have completed their initial appointment probation or who are not required to serve an initial appointment probation. Also includes employees with career-conditional appointments.
2. Excepted Service - Employees whose appointments carry no restrictions or conditions, such as conditional appointments, indefinite or specific time limitations, or trial periods. Based on tenure, can include employees serving trial periods or those whose tenure is equivalent to career-conditional in the Competitive Service.

3. Senior Executive Service (SES) - All SES employees except those serving under "limited term" and "limited emergency" appointments.

Salariated Employees. Primarily employees occupying positions subject to the Classification Act of 1949, as amended, and a limited number of other employees whose compensation is established by other legislation, Executive Order, or administrative determination.

Senior Executive Service (SES). Positions in an agency which are grade 16, 17, or 18 of the General Schedule or Level IV or V of the Executive Schedule (unless exempted). Also includes equivalent positions which need not be filled by appointment by the President and confirmation by the Senate and which have not been specifically excluded from the SES.

Separations. Losses from an agency's work force. Includes discharges, resignations, terminations, reductions-in-force, removals, transfers, extended leave without pay, suspensions, furloughs, deaths, retirements, and displacements.

Total Civilian Employment. Total direct and indirect hire civilian employment. For direct hires, includes, with some exceptions, all direct hire employees who had not officially separated as of the report date and who either worked during the reporting period or were on paid leave.

Wage System Employees. Employees whose basic rates of pay are fixed in accordance with locally prevailing rates or by wage boards or similar administrative authority. Includes prevailing rate employees. (Prevailing rate employees are those employed by an agency in a recognized trade or craft; other skilled mechanical craft; or an unskilled, semiskilled, or skilled manual labor occupation. Also includes any other person, including a foreman or supervisor, in a position where trade, craft, or labor experience and knowledge is a paramount requirement.)

