

AD-A152 614

EDUCATIONAL AND NONPROFIT INSTITUTIONS RECEIVING  
PRIME CONTRACT AWARDS FOR RDT&E, FY-84. (U)  
WASHINGTON HEADQUARTERS SERVICE (DOD) D C DIR FOR  
INFO OP & RPTS. 1984. DIOR/P04-84

171

UNCLASSIFIED

F/G 15/5

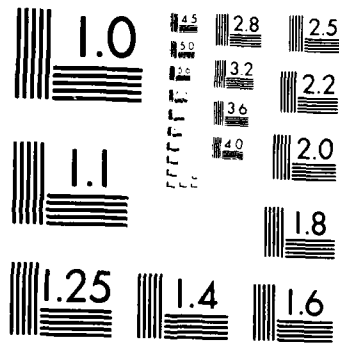
N/L

1 of 1  
AD-A152 614

END  
FILMED  
11 04 85

# 1 OF 1

# AD-A152 614



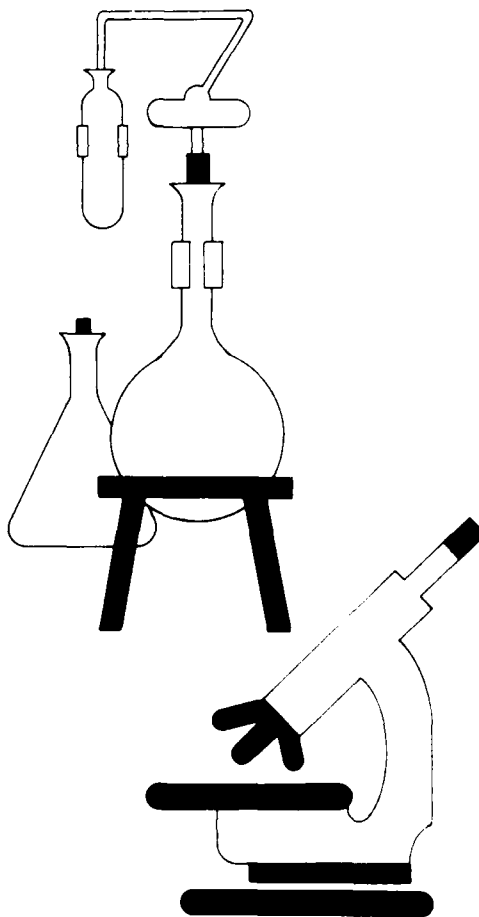
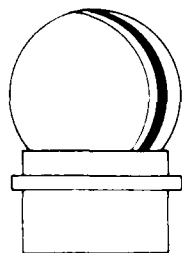
MICROCOPY RESOLUTION TEST CHART  
NATIONAL BUREAU OF STANDARDS-1963-A

THIS REPORT IS UNCLASSIFIED AND  
ITS DISTRIBUTION IS UNLIMITED



# EDUCATIONAL AND NONPROFIT INSTITUTIONS

RECEIVING PRIME CONTRACT  
AWARDS FOR RDT&E  
Fiscal Year 1984



**EDUCATIONAL AND NONPROFIT  
INSTITUTIONS RECEIVING PRIME  
CONTRACT AWARDS FOR RESEARCH,  
DEVELOPMENT, TEST, AND EVALUATION**

**Fiscal Year 1984**

Department of Defense  
Washington Headquarters Services  
Directorate for Information  
Operations and Reports

## FOREWORD

*Educational and Nonprofit Institutions Receiving Prime Contract Awards for Research, Development, Test, and Evaluation* is published annually.

This report provides information on Department of Defense prime contract awards to educational and nonprofit institutions. These data are shown in three sections, organized by awards to:

1. Educational and nonprofit institutions within the United States,
2. U.S. government agencies; and
3. Foreign institutions and government agencies

## TABLE OF CONTENTS

Introduction . . . . .	1
Tables:	
Table 1. Educational and Other Nonprofit Institutions in the United States Receiving DOD Prime Contracts Over \$25,000 for RDT&E Work . . . . .	3
Table 2. U.S. Government Agencies Receiving DOD Prime Contract Awards Over \$25,000 for RDT&E Work . . . . .	13
Table 3. Foreign Institutions and Government Agencies Receiving DOD Prime Contract Awards Over \$25,000 for RDT&E Work . . . . .	15

## INTRODUCTION

This report presents data on Department of Defense (DOD) prime contract awards over \$25,000 for research, development, test, and evaluation (RDT&E) made to educational and nonprofit institutions during Fiscal Year (FY) 1984. The data are presented in three tables, each of which lists contractors alphabetically and gives the net value of all awards to the contractor as well as the value of the awards to each of the contractor's locations, where applicable. Table 1 covers awards to educational and other nonprofit institutions in the United States. Table 2 covers awards to U.S. government agencies, and data on awards to foreign institutions and government agencies are provided in Table 3.

## NOTES ON COVERAGE

The dollar amounts shown here include prime contract awards over \$25,000 for RDT&E work only. Data on awards for other services, such as training, and on any supplies furnished by the contractor in support of research being done are excluded. Contract awards for civil functions are included in these data. Civil functions encompass planning, programming, designing, constructing, and operating Federal water resource projects for navigation, flood control, hydroelectric power production, water supply, and other related activities.

The locations shown in the tables are the sites where the work was to be performed. Normally, this is a facility of the institution awarded the contract. However, if the work was scheduled to be performed at a Defense facility, such as an Air Force base, the location shown is that of the Defense facility rather than the institution.

## HIGHLIGHTS

The following table shows the number of institutions receiving contracts and the net value of the awards, by type of institution, for FY 1984 and FY 1983.

TYPE OF INSTITUTION	FISCAL YEAR			
	1984		1983	
	NUMBER	AMOUNT*	NUMBER	AMOUNT*
TOTAL	403	\$2,168	367	\$1,761
U.S. INSTITUTIONS - TOTAL	318	2,117	317	1,727
Educational	240	1,069	204	942
Other Nonprofit	78	1,048	113	785
U.S. GOVERNMENT AGENCIES	9	21	10	22
FOREIGN INSTITUTIONS AND GOVERNMENT AGENCIES	76	30	40	12

\*Amounts in millions.

In FY 1984, educational and nonprofit institutions received DOD prime contract awards over \$25,000 for RDT&E totaling \$2,168 million compared to \$1,761 in FY 1983. This represents an increase of \$407 million or 23.1 percent. Awards for foreign institutions had the largest percentage increase of all institutions, increasing from \$12 million in FY 1983 to \$30 million in FY 1984, an increase of 150.0 percent. Awards to U.S. institutions had the second largest percentage gain growing from \$1,727 million in FY 1983 to \$2,117 million in FY 1984, an increase of 22.6 percent. Awards to U.S. government agencies decreased from \$22 million in FY 1983 to \$21 million in FY 1984, a decrease of 4.5 percent.

Table 1. Educational and Other Nonprofit Institutions  
in the United States Receiving DOD Prime Contracts  
Over \$25,000 for RDT&E Work: FY 1984

NAME OF CONTRACTOR AND LOCATION	THOUSANDS OF DOLLARS	NAME OF CONTRACTOR AND LOCATION	THOUSANDS OF DOLLARS
ACADEMY OF APPLIED SCIENCE INC RALEIGH N CAROLINA	286 *	AUBURN UNIVERSITY AUBURN ALABAMA	1,115 *
ADVANCED INT'L STUDIES WASHINGTON DIST COL BETHESDA MARYLAND	300 *	BALL STATE UNIVERSITY MUNCIE INDIANA	52 *
AEROSPACE CORPORATION THE EL SEGUNDO CALIFORNIA ORANGE CALIFORNIA	273,409 *	BANCOMM CORPORATION WHITE SANDS MI NEW MEXICO	538 *
AGOURON INSTITUTE PLACENTIA CALIFORNIA	1,036 *	BATTELLE MEMORIAL INSTITUTE HUNTSVILLE ALABAMA	22,388 *
ALABAMA A & M UNIVERSITY NORMAL ALABAMA	50 *	REDSTONE ARSEN ALABAMA	54
ALBANY MEDICAL CENTER HOSPITAL ALBANY NEW YORK	358 *	LOS ANGELES CALIFORNIA	28
AMER ASSOC TISSUE BANK ARLINGTON VIRGINIA	76 *	MENLO PARK CALIFORNIA	95
AMERICAN COLLEGE TSTG IOWA CITY IOWA	119 *	ORANGE CALIFORNIA	27
AMERICAN DENTAL ASSOCIATION CHICAGO ILLINOIS	35 *	PLACENTIA CALIFORNIA	69
AMERICAN INST BIO SC ARLINGTON VIRGINIA	40 *	SAN DIEGO CALIFORNIA	109
AMERICAN RED CROSS WASHINGTON DIST COL	50 *	SAN RAFAEL CALIFORNIA	52
AMERICAN SOC FO ENGRG EDUCTN WASHINGTON DIST COL	1,190 *	BOULDER COLORADO	39
AMERICAN UNIVERSITY WASHINGTON DIST COL	1,192 *	ORLANDO FLORIDA	74
ANALYTIC SERVICES INC ARLINGTON VIRGINIA	15,133 *	ATLANTA GEORGIA	108
ARIZONA BOARD OF REGENTS TUCSON ARIZONA	246 *	FORT GORDON GEORGIA	26
ARIZONA STATE UNIV TEMPE ARIZONA	1,053 *	CHAMPAIGN ILLINOIS	39
ARIZONA STATE UNIV TUCSON ARIZONA	1,008 *	CHICAGO ILLINOIS	90
ARKANSAS UNIVERSITY OF FAYETTEVILLE ARKANSAS	49 *	WEST LAFAYETTE INDIANA	27
ARMOUR PHARMACEUTICAL COMPANY CHICAGO ILLINOIS	1,711 *	MANHATTAN KANSAS	363
ASSOC MED BSD ED ENG INC ATLANTA GEORGIA	60 *	ABERDEEN PROVI MARYLAND	846
ATHENS STATE COLLEGE ATHENS ALABAMA	60 *	BURLINGTON MASS	37
ATLANTA UNIVERSITY ATLANTA GEORGIA	500 *	CAMBRIDGE MASS	68
		NATICK MASS	102
		WILMINGTON MASS	42
		WOBURN MASS	49
		ANN ARBOR MICHIGAN	30
		ST. PAUL MINNESOTA	78
		DURHAM N CAROLINA	77
		RESEARCH TRIAN N CAROLINA	548
		DOVER NEW JERSEY	302
		CROTON-ON-HUDS NEW YORK	40
		CLEVELAND OHIO	28
		COLUMBUS OHIO	18,396
		CORVALLIS OREGON	61
		KING OF PRUSSI PENN	60
		PHILADELPHIA PENN	38
		WARMINSTER PENN	83
		CHARLESTON S CAROLINA	32
		DENTON TEXAS	57
		SAN ANTONIO TEXAS	221
		DUGWAY UTAH	70
		ALEXANDRIA VIRGINIA	265
		ARLINGTON VIRGINIA	58
		BAILEYS CROSSR VIRGINIA	73
		FAIRFAX VIRGINIA	64
		FORT BELVOIR VIRGINIA	27
		HAMPTON VIRGINIA	49
		MCLEAN VIRGINIA	199
		RICHLAND WASHINGTON	111
		SEATTLE WASHINGTON	70
		BATTELLE-COLUMBUS LABORATORS COLUMBUS OHIO	1,671 *
		BAYLOR COLLEGE OF MEDICINE HOUSTON TEXAS	321 *
		BIGELOW LAB FOR OCEAN SCIENCES BOOTHBAY HARBO MAINE	167 *

Table 1. Educational and Other Nonprofit Institutions  
in the United States Receiving DOD Prime Contracts  
Over \$25,000 for RDT&E Work: FY 1984  
(Continued)

NAME OF CONTRACTOR AND LOCATION	THOUSANDS OF DOLLARS	NAME OF CONTRACTOR AND LOCATION	THOUSANDS OF DOLLARS
BOSTON COLLEGE TRUSTEES OF BOSTON MASS	2,112 *	CITY OF HOPE DUARTE CALIFORNIA	99 *
CAMBRIDGE MASS	202		99
HANSCOM AIR FLD MASS	53	CLARKSON UNIVERSITY POTSDAM NEW YORK	520 *
NEWTON MASS	335		520
	1,628	CLEMSON UNIVERSITY CLEMSON S CAROLINA	297 *
BOSTON UNIVERSITY TRUSTEES BOSTON MASS	3,868 *		197
HANSON MASS	3,798	CLEMSON UNIVER S CAROLINA	100
	70	COLORADO SCHOOL OF MINES GOLDEN COLORADO	1,083 *
BRANDEIS UNIVERSITY WALTHAM MASS	98 *		936
	98	IDAHO SPRINGS COLORADO	147
BRIGHAM AND WOMENS HOSPITAL BOSTON MASS	178 *	COLORADO SEMINARY DENVER COLORADO	1,117 *
	178		1,117
BRIGHAM YOUNG UNIVERSITY PROVO UTAH	627 *	COLORADO STATE UNIVERSITY FORT COLLINS COLORADO	1,745 *
	627		1,745
BROOKLYN COLLEGE NEW YORK NEW YORK	53 *	COLUMBIA UNIVERSITY NEW YORK NEW YORK	121 *
	53		121
BROWN UNIV PRV ST RI PLAN HANOVER PENN	2,352 *	COLUMBIA UNIVERSITY WASHINGTON DIST COL	6,447 *
PROVIDENCE RHODE ISL	106		410
	2,246	NEW YORK NEW YORK	5,564
CALIFORNIA INST PASADENA CALIFORNIA	5,709 *	PALISADES NEW YORK	473
	5,709	COMMONWEALTH OF VIRGINIA GLOUCESTER POI VIRGINIA	180 *
CALIFORNIA STATE OF HAYWARD CALIFORNIA	63 *		131
	63	RICHMOND VIRGINIA	49
CALIFORNIA STATE UNIV LONG BEACH CALIFORNIA	125 *	CONSORTIUM OF UNIVERSITIES WASHINGTON DIST COL	275 *
	125		275
CALIFORNIA URB IN HLTH CNCL BERKELEY CALIFORNIA	188 *	COORDINATING RESEARCH COUNCIL ATLANTA GEORGIA	110 *
	188		110
CARNEGIE INSTITUTE PITTSBURGH PENN	200 *	CORNELL UNIVERSITY ITHACA NEW YORK	5,900 *
	200		5,428
CARNEGIE INSTITUTION OF WASH WASHINGTON DIST COL	100 *	NEW YORK NEW YORK	472
	100	DANA FARBER CANCER INST INC BOSTON MASS	96 *
CARNEGIE MELLON UNIVERSITY PITTSBURGH PENN	9,701 *		96
	9,701	DARTMOUTH COLLEGE HANOVER NEW HAMPSH	636 *
CASE & COMPANY INC CHICAGO ILLINOIS	115 *		636
	115	DENVER RESEARCH INSTITUTE DENVER COLORADO	30 *
CASE WSTRN RSRV UNVRSTY CLEVELAND OHIO	2,666 *		30
PITTSBURGH PENN	2,503	DRAPER CHARLES STARK LAB CAMBRIDGE MASS	267,178 *
	163		267,178
CATHOLIC UNIVERSITY OF AMER WASHINGTON DIST COL	849 *	DREXEL UNIVERSITY INC PHILADELPHIA PENN	1,031 *
	849		1,031
CENTER FOR BLOOD RESEARCH INC BOSTON MASS	69 *	DUKE UNIVERSITY BEAUFORT N CAROLINA	1,827 *
	69		36
CENTRAL TX UNION JR CLLG GERMANY W	154 *	DURHAM N CAROLINA	1,591
	154	EAST CAROLINA UNIVERSITY GREENVILLE N CAROLINA	68 *
CHILDRENS HOSP OF PHILA PHILADELPHIA PENN	109 *		68
	109	EASTERN VIRGINIA MED AUTH NORFOLK VIRGINIA	208 *
			208

\* - MINUS AMOUNT (CANCELLATIONS EXCEED NEW AWARDS)

Table 1. Educational and Other Nonprofit Institutions  
in the United States Receiving DOD Prime Contracts  
Over \$25,000 for RDT&E Work: FY 1984  
(Continued)

NAME OF CONTRACTOR AND LOCATION	THOUSANDS OF DOLLARS	NAME OF CONTRACTOR AND LOCATION	THOUSANDS OF DOLLARS
EDUCATIONAL TESTING SERVICE PRINCETON NEW JERSEY	320 * 320	HAHNEMANN MEDICAL COLLEGE PHILADELPHIA PENN	110 * 110
EMMANUEL COLLEGE BOSTON MASS	1,730 *	HAMPTON INSTITUTE HAMPTON VIRGINIA	55 * 55
HANGOOM AIR FLD LEWINGTON MASS	849 371	HARVARD UNIVERSITY CAMBRIDGE MASS	3,857 * 3,857
EMORY UNIVERSITY INC ATLANTA GEORGIA	110 * 110	HASKINS LABORATORIES INC NEW HAVEN CONN	125 * 125
ENVIRONMENTAL RESPON GRP INC ANN ARBOR MICHIGAN	90 * 90	HOWARD UNIVERSITY WASHINGTON DIST COL	393 * 393
ENVIRONMENTAL RES INST MICH ANN ARBOR MICHIGAN	9,508 * 9,508	HUDSON INSTITUTE INC CROTON-ON-HUDS NEW YORK HUDSON NEW YORK	22,839 * 22,715 124
FAIRLEIGH DICHINSON UNIVERSITY HACKENSACK NEW JERSEY	54 * 54	HUMAN RESOURCES RES ORGANIZTN ALEXANDRIA VIRGINIA	4,504 * 4,504
FALCON RESEARCH & DEV CO ENGLEWOOD COLORADO	25 * 25	HUNTER COLLEGE OF NEW YORK NEW YORK NEW YORK	50 * 50
FLIGHT SAFETY FOUNDATION INC ARLINGTON VIRGINIA	97 * 97	HUTCHINSON SEATTLE WASHINGTON	199 * 199
FLORIDA ATLANTIC UNIVERSITY BOUQUATON FLORIDA	93 * 93	I I T RESEARCH INSTITUTE CHICAGO ILLINOIS ANNAPOLIS MARYLAND LANHAM MARYLAND ROME NEW YORK	42,476 * 38,615 3,767 51 43
FLORIDA STATE OF ORLANDO FLORIDA	605 * 605	ILLINOIS INSTITUTE TECHNOLOGY CHICAGO ILLINOIS	620 * 620
FLORIDA STATE UNIVERSITY TALLAHASSEE FLORIDA	1,729 * 1,729	INDIANA UNIVERSITY BLOOMINGTON INDIANA	66 * 66
FUNDATION FOR UNIV DEV STUDIES ANNE ARBOR MICHIGAN	99 * 99	INDIANA UNIVERSITY FOUNDATION BLOOMINGTON INDIANA INDIANAPOLIS INDIANA	388 * 336 52
FRANKLIN INSTITUTE THE PHILADELPHIA PENN	513 * 513	INST FOR EXPERMNTAL PSY PHILADELPHIA PENN	79 * 79
GAMBLE F. LEABETH FUND FOR M ASSN CINCINNATI OHIO	108 * 108	INSTITUTE APPLD PHS. LGY MED SEATTLE WASHINGTON	45- * 45-
GEORGE MASON UNIVERSITY FAIRFAX VIRGINIA	88 * 88	INSTITUTE FOR ADVANCED STUDY PRINCETON NEW JERSEY	75 * 75
GEORGE WASHINGTON UNIVRSITY THE WASHINGTON DIST COL	2,703 * 2,703	INSTITUTE FOR DEF ANALYSES ALEXANDRIA VIRGINIA	23,629 * 23,629
GEORGETOWN UNIVERSITY WASHINGTON DIST COL	1,946 * 1,946	INSTITUTE FOR MED RES SAN JOSE CALIFORNIA	46 * 46
GEORGIA INSTITUTE TECHNOLOGY ATLANTA GEORGIA	1,824 * 1,824	INSTITUTE FR FRGN PLOY ANLS CAMBRIDGE MASS	366 * 366
GEORGIA STATE UNIVERSITY ATLANTA GEORGIA	45 * 45	IOWA STATE UNIVERSITY AMES IOWA	146 * 146
GEORGIA TECH RESEARCH CORP ATLANTA GEORGIA	25,378 *		
HOLLERMAN AIR FLD NEW MEXICO	25,313 65		
GORGAS MEMORIAL INSTITUTE WASHINGTON DIST COL	219 * 219		

\* - MINUS AMOUNT (CANCELLATIONS EXCEED NEW AWARDS)

Table 1. Educational and Other Nonprofit Institutions  
in the United States Receiving DOD Prime Contracts  
Over \$25,000 for RDT&E Work: FY 1984  
(Continued)

NAME OF CONTRACTOR AND LOCATION	THOUSANDS OF DOLLARS	NAME OF CONTRACTOR AND LOCATION	THOUSANDS OF DOLLARS
ISSAQUAH HEALTH RESEARCH INST ISSAQUAH WASHINGTON	31 * 31	MEDICAL CLG OHIO TOLEDO TOLEDO OHIO	109 * 109
JACKSON STATE UNIVERSITY JACKSON MISS	157 * 157	MEDICAL COLLEGE OF GEORGIA AUGUSTA GEORGIA	222 * 222
JEFFERSON THE COUNTY OF PERRY KANSAS	72 * 72	MEDICAL COLLEGE OF PENNA PHILADELPHIA PENN	180 * 180
JERSEY CITY STATE COLLEGE JERSEY CITY NEW JERSEY	139 * 139	MEDICAL COLLG WIS THE MILWAUKEE WISCONSIN	109 * 109
JOHNS HOPKINS UNIVERSITY BALTIMORE MARYLAND LAUREL MARYLAND	272,814 * 2,798 270,016	MEDICAL RESEARCH INSTITUTE SAN FRANCISCO CALIFORNIA	182 * 182
KANSAS STATE UNIVERSITY MANHATTAN KANSAS	395 * 395	MICHIGAN STATE UNIVERSITY EAST LANSING MICHIGAN LANSING MICHIGAN	1,838 * 1,783 55
KENT STATE UNIVERSITY KENT OHIO	75 * 75	MICHIGAN TECHNOLOGICAL UNIV HORTON BAY MICHIGAN HOUGHTON MICHIGAN	1,253 * 84 1,169
LA JOLLA INSTITUTE PLACENTIA CALIFORNIA SAN DIEGO CALIFORNIA ROCKVILLE MARYLAND	1,434 * 242 1,075 117	MIDWEST RESEARCH INSTITUTE KANSAS CITY MISSOURI	816 * 816
LEHIGH UNIVERSITY BETHLEHEM PENN SAYBROOK PENN	1,916 * 1,458 458	MILITARY OPERATIONS RES SOC ALEXANDRIA VIRGINIA	100 * 100
LOMA LINDA UNIVERSITY LOMA LINDA CALIFORNIA	209 * 209	MISSISSIPPI STATE UNIVERSITY CLINTON MISS MISSISSIPPI ST MISS STATE COLLEGE MISS	777 * 288 175 314
LOUISIANA ST UNV AGR MH CL SY BATON ROUGE LOUISIANA NEW ORLEANS LOUISIANA	1,228 * 1,191 37	MITRE CORPORATION THE BEDFORD MASS MCLEAN VIRGINIA	238,367 * 237,845 522
LOUISIANA STATE OF NEW ORLEANS LOUISIANA	35 * 35	MONELL CHEM SENSES CTR INC PHILADELPHIA PENN	58 * 58
LOWELL OBSERVATORY FLAGSTAFF ARIZONA	69 * 69	MONTANA STATE UNIVERSITY BOZEMAN MONTANA	189 * 189
LOYOLA UNIVERSITY OF CHICAGO MAYWOOD ILLINOIS	82 * 82	N Y UNIV COURANT INST NEW YORK NEW YORK	146 * 146
LSU MEDICAL CENTER NEW ORLEANS LOUISIANA	259 * 259	NATIONAL ACADEMY OF SCIENCES WASHINGTON DIST COL WARMINSTER PENN	7,789 * 7,659 130
MARYLAND STATE OF BALTIMORE MARYLAND COLLEGE PARK MARYLAND	634 * 548 86	NATIONAL COUNCIL ON SOVIET&EAS WASHINGTON DIST COL	278 * 278
MASSACHUSETTS INSTITUTE TECH CAMBRIDGE MASS LEXINGTON MASS LOWELL MASS	260,882 * 31,014 229,838 30	NATIONAL INSTITUTE FOR PUBLIC FAIRFAX VIRGINIA	935 * 935
MASSACHUSETTS UNIVERSITY OF AMHERST MASS WORCESTER MASS	3,675 * 3,186 489	NATIONAL OPIN RES CTR INC CO CHICAGO ILLINOIS	154 * 154
MAYO FOUNDATION ROCHESTER MINNESOTA	971 * 971	NATL COUNCIL RADIATION & PROTE WASHINGTON DIST COL	25 * 25
		NEW HAMPSHIRE UNIVERSITY SYS DURHAM NEW HAMPSH	127 * 127

Table 1. Educational and Other Nonprofit Institutions  
in the United States Receiving DOD Prime Contracts  
Over \$25,000 for RDT&E Work: FY 1984  
(Continued)

NAME OF CONTRACTOR AND LOCATION	THOUSANDS OF DOLLARS	NAME OF CONTRACTOR AND LOCATION	THOUSANDS OF DOLLARS
NEW JERSEY INST TECH NEWARK NEW JERSEY	127 * 127	OKLAHOMA STATE UNIV AP SC EGLIN AIR FORC FLORIDA STILLWATER OKLAHOMA	2,877 * 1,875 1,002
NEW MEXICO INST MINING & TECH SOCORRO NEW MEXICO	2,816 * 2,816	OLD DOMINION UNIVERSITY NORFOLK VIRGINIA	80 * 80
NEW MEXICO STATE UNIVERSITY LAS CRUCES NEW MEXICO WHITE SANDS MI NEW MEXICO	12,339 * 6,680 5,459	OLD DOMIN UNV RES FNDN ARLINGTON VIRGINIA NORFOLK VIRGINIA	378 * 29 349
NEW YORK BLOOD CENTER INC NEW YORK NEW YORK	268 * 268	OLYMPIA TYPEWRITERS SACRAMENTO CALIFORNIA	27 * 27
NEW YORK INST OF TECH OLD WESTBURY NEW YORK	371 * 371	OREGON GRADUATE CNTR RESRCH BEAVERTON OREGON	7,591 * 7,591
NEW YORK MEDICAL COLLEGE VALHALLA NEW YORK	28 * 28	OREGON HLTH SCNCS UNIV INC PORTLAND OREGON	356 * 356
NEW YORK UNIVERSITY ITHACA NEW YORK NEW YORK NEW YORK	1,999 * 100 1,899	OREGON STATE UNIVERSITY CORVALLIS OREGON	6,283 * 6,263
NEW YORK ZLGCL SCTY BROOKLYN NEW YORK	44 * 44	PACIFIC MEDICAL CENTER INC SAN FRANCISCO CALIFORNIA	100 * 100
NORFOLK STATE UNIVERSITY NORFOLK VIRGINIA	66 * 66	PACIFIC NORTHWEST BELL SEATTLE WASHINGTON	128 * 128
NORTH CAROLINA AGRI & TECH GREENSBORO N CAROLINA	124 * 124	PALISADES INSTT FOR RSRCH NEW YORK NEW YORK	123 * 123
NORTH CAROLINA STATE UNIV RALEIGH N CAROLINA	2,700 * 2,700	PENNSYLVANIA HOSPITAL PHILADELPHIA PENN	160 * 160
NORTH TEXAS STATE UNIVERSITY DENTON TEXAS DENTON TEXAS	452 * 252 200	PENNSYLVANIA STATE UNIVERSITY WORCESTER MASS HERSHEY PENN STATE COLLEGE PENN	18,913 * 57 244 18,612
NORTHEASTERN RESEARCH FON BOOTHBAY HARBO MAINE	98 * 98	PETER BENT BRIGHAM HOSP BOSTON MASS	35 * 35
NORTHEASTERN UNIVSY CORP BOSTON MASS	2,200 * 2,200	PIERCE J B FNDTN CT INC HARTFORD CONN NEW HAVEN CONN	177 * 130 147
NORTHWESTERN UNIVERSITY EVANSTON ILLINOIS	1,547 * 1,547	POLYTECHNIC INSTITUTE OF NY BROOKLYN NEW YORK FARMINGDALE NEW YORK NEW YORK NEW YORK	1,737 * 500 131 1,106
NOVA UNIVERSITY INC FORT LAUDERDAL FLORIDA	71 * 71	PORTLAND STATE UNIVERSITY PORTLAND OREGON	132 * 132
OAKLAND UNIVERSITY ROCHESTER MICHIGAN	404 * 404	PRINCETON UNIVERSITY MONMOUTH JUNCT NEW JERSEY PRINCETON NEW JERSEY	2,904 * 296 2,608
OHIO STATE UNIV RES FND COLUMBUS OHIO	3,910 * 3,910	PURDUE UNIVERSITY LAFAYETTE INDIANA WEST LAFAYETTE INDIANA	3,307 * 948 2,359
OHIO STATE UNIVERSITY THE COLUMBUS OHIO	1,451 * 1,451	QUEENS COLLEGE CUNY NEW YORK NEW YORK	120 * 120
OHIO WESLEYAN UNIVERSITY DELAWARE OHIO	41 * 41		
OKLAHOMA MEDICAL RESEARCH FOUN OKLAHOMA CITY OKLAHOMA	125 * 125		

\* MINUS AMOUNT CANCELLED ATIONS EXCEPT NEW AWARDS

Table 1. Educational and Other Nonprofit Institutions  
in the United States Receiving DOD Prime Contracts  
Over \$25,000 for RDT&E Work: FY 1984  
(Continued)

NAME OF CONTRACTOR AND LOCATION	THOUSANDS OF DOLLARS	NAME OF CONTRACTOR AND LOCATION	THOUSANDS OF DOLLARS
RAND CORPORATION THE LOS ANGELES CALIFORNIA	28,886	SAN JOSE STATE UNIVERSITY INC SAN JOSE CALIFORNIA	245
SANTA MONICA CALIFORNIA	18,563		245
REESE MICHAEL HOSP & MED CTR CHICAGO ILLINOIS	51	SAN JOSE STATE UNIV FOUND SAN JOSE CALIFORNIA	285
	50		289
REGIS COLLEGE HANSCOM AIR FLD MASS	461	SCRIPPS CLINIC & RESEARCH INST PLAZENTIA CALIFORNIA	341
WELLESLEY MASS	125	SAN DIEGO CALIFORNIA	241
WESTON MASS	101		
	214	SMITHSONIAN INSTITUTION WASHINGTON DISTRICT OF COLUMBIA	600
RENSSELAER POLYTECHNIC INST TROY NEW YORK	3,111	CAMBRIDGE MASS	191
	3,111		475
RESEARCH FDNCTY UNIV BROOKLYN NEW YORK	884	SOUTHEASTERN STATE ENGINEERING ATLANTA GEORGIA	5,121
NEW YORK NEW YORK	105	SANITARIUM CALIFORNIA	2,000
	779	SANITARIUM CALIFORNIA	2,000
RESEARCH FDNCTY MENTAL HYGIENE ALBANY NEW YORK	269	BEESFORD MASS	107
	263	BUFFALO NEW YORK	100
RESEARCH FDNCTY ST UNIV OF NY ALBANY NEW YORK	1,860	ROME NEW YORK	100
BUFFALO NEW YORK	240		
STONY BROOK NEW YORK	315	SOUTHERN ILLINOIS UNIVERSITY CARBONDALE ILLINOIS	110
	305		111
RESEARCH INST CO INC FORT COLLINS COLORADO	376	SOUTHERN METHODIST UNIV DALLAS TEXAS	466
	376		466
RESEARCH TRIANGLE INSTITUTE RALEIGH N CAROLINA	2,402	SOUTHERN RESEARCH INSTITUTE BIRMINGHAM ALABAMA	4,169
RESEARCH TRIAN N CAROLINA	79	WATERLOO MASS	1,024
	2,323		15
RETINA FOUNDATION BOSTON MASS	99	SOUTHWEST FOUNDN BMDI RSRC SAN ANTONIO TEXAS	251
	99		251
RICE WILLIAMS MARSH INC INC HOUSTON TEXAS	419	SOUTHWEST RESEARCH INSTITUTE DALLAS TEXAS	9,876
	419	SAN ANTONIO TEXAS	15
RIVERSIDE RESEARCH INSTITUTE HUNTSVILLE ALABAMA	4,827	SAN ANTONIO TEXAS	9,891
BEESFORD MASS	288		
NEW YORK NEW YORK	205	SRI INTERNATIONAL MENLO PARK CALIFORNIA	42,001
	4,334		44,231
ROBERTS UNIVERSITY WASHINGTON DISTRICT OF COLUMBIA	475	ST JOSEPHS UNIVERSTY PHILADELPHIA PENN	132
AD HERTZ NEW YORK	60		132
	415	ST LOUIS UNIVERSITY ST LOUIS MISSOURI	117
ROCKEFELLER UNIVERSITY NEW YORK NEW YORK	191		117
	191	STANFORD DELANDER UNIVERSITY LOS ANGELES CALIFORNIA	21,920
RUSH PROSTATECTOMY & MED CTR CHICAGO ILLINOIS	250	MENLO PARK CALIFORNIA	1,695
	250	PALO ALTO CALIFORNIA	869
		SANTA CLARA CALIFORNIA	1,669
		STANFORD CALIFORNIA	51
		STANFORD CALIFORNIA	23,004
		STANFORD UNIV CALIFORNIA	422
RUTGERS THE STATE UNIVERSITY NEW BRUNSWICK NEW JERSEY	5,053	STANFORD UNIVERSITY STANFORD CALIFORNIA	2,474
PISCATAWAY NEW JERSEY	771		2,433
PISCATAWAYTOWN NEW JERSEY	4,232	STANLEY RESEARCH FOUNDATION SALT LAKE CITY UTAH	83
	50		83
SALT INSTITUTE SAN DIEGO CALIFORNIA	2,580	STATE UNIVERSITY OF NEW YORK ALBANY NEW YORK	859
SNIPSWATER PENN	105	BUFFALO NEW YORK	369
	2,475	STONY BROOK NEW YORK	132
SAN DIEGO STATE UNIVERSITY SAN DIEGO CALIFORNIA	51		358
	51		

Table 1. Educational and Other Nonprofit Institutions  
in the United States Receiving DOD Prime Contracts  
Over \$25,000 for RDT&E Work: FY 1984  
(Continued)

NAME OF CONTRACTOR AND LOCATION	THOUSANDS OF DOLLARS	NAME OF CONTRACTOR AND LOCATION	THOUSANDS OF DOLLARS
STEVENS INSTITUTE TECHNOLOGY HOBOKEN NEW JERSEY	1,973 1,973	UNIVERSITY OF ALABAMA BIRMINGHAM ALABAMA	1,559 472
SYRACUSE RESEARCH CORP SYRACUSE NEW YORK	3,114 3,114	HUNTSVILLE ALABAMA	702
SYRACUSE UNIVERSITY SYRACUSE NEW YORK	405 405	TUSKEGEE ALABAMA	385
TEMPLE UNIV CMNWTH SYS HGRH PHILADELPHIA PENN	290 290	UNIVERSITY OF ALASKA FAIRBANKS ALASKA	628 626
TENNESSEE STATE UNIVERSITY NASHVILLE TENNESSEE	44 44	UNIVERSITY OF ARIZONA TEMPE ARIZONA	2,757 76
TEXAS A & M RESEARCH FDN COLLEGE STATION TEXAS	2,147 2,147	TUCSON ARIZONA	2,687
TEXAS A & M UNIV SYSTEM THE BALTIMORE MARYLAND	572 152	UNIVERSITY OF CAL SYS WIDE ADM BERKELEY CALIFORNIA	44,631 10,638
VICKSBURG MISS	119	DAVIS CALIFORNIA	440
COLLEGE STATION TEXAS	30	IRVINE CALIFORNIA	1,994
TEXAS CHRISTIAN UNIVERSITY COLLEGE STATION TEXAS	209 70	ISLA VISTA CALIFORNIA	96
FORT WORTH TEXAS	139	LOS ALTOS CALIFORNIA	116
TEXAS STATE OF HOUSTON TEXAS	43 43	LOS ANGELES CALIFORNIA	5,764
TEXAS TECH UNIVERSITY LUBBOCK TEXAS	626 626	PLACENTIA CALIFORNIA	13,437
TEXTILE RESRCH INST INC PRINCETON NEW JERSEY	112 112	RIVERSIDE CALIFORNIA	287
TRUDEAU INSTITUTE INC SARANAC LAKE NEW YORK	59 59	SAN DIEGO CALIFORNIA	3,209
TRUSTEES COLUMBIA UNVRSTY NEW YORK NEW YORK	1,851 1,851	SAN FRANCISCO CALIFORNIA	1,532
TUFTS UNIVERSITY MEDFORD MASS	234 234	SANTA BARBARA CALIFORNIA	2,335
TULANE UNIVERSITY NEW ORLEANS LOUISIANA	36 36	SANTA CRUZ CALIFORNIA	254
TUSKEGEE INSTITUTE TUSKEGEE ALABAMA	53 53	WRIGHT PATTERS OHIO	4,529
UNDRSEA MEDICAL SOCIETY INC BETHESDA MARYLAND	97 97	UNIVERSITY OF CHICAGO THE CHICAGO ILLINOIS	678 678
UNIV OF MED & DENTISTRY OF NJ NEWARK NEW JERSEY	232 232	UNIVERSITY OF CINCINNATI CINCINNATI OHIO	960 960
UNIVERSITY ILL MODL GIFT SHOP CHICAGO ILLINOIS	109 109	UNIVERSITY OF COLORADO BOULDER COLORADO	2,338 1,837
UNIVERSITY OF AKRON THE AKRON OHIO	169 169	COLORADO SPRIN COLORADO	275
		DENVER COLORADO	226
		UNIVERSITY OF CONN FOUNDATION STORRS CONN	552 552
		UNIVERSITY OF DAYTON WILLIAMS AIR F ARIZONA	16,688 3,186
		EDWARDS AIR FO CALIFORNIA	416
		DAYTON OHIO	10,107
		WRIGHT PATTERS OHIO	2,979
		UNIVERSITY OF DELAWARE INC NEWARK DELAWARE	609 609
		UNIVERSITY OF DENVER DENVER COLORADO	271 271
		UNIVERSITY OF DETROIT INC DETROIT MICHIGAN	90 90
		UNIVERSITY OF DISTRICT OF COLU WASHINGTON DIST COL	73 73
		UNIVERSITY OF FLORIDA GAINESVILLE FLORIDA	4,536 4,536
		UNIVERSITY OF GEORGIA ATHENS GEORGIA	494 494

Table 1. Educational and Other Nonprofit Institutions  
in the United States Receiving DOD Prime Contracts  
Over \$25,000 for RDT&E Work: FY 1984  
(Continued)

NAME OF CONTRACTOR AND LOCATION	THOUSANDS OF DOLLARS	NAME OF CONTRACTOR AND LOCATION	THOUSANDS OF DOLLARS
UNIVERSITY OF HAWAII HONOLULU HAWAII	2,016 * 2,016	UNIVERSITY OF NOTRE DAME NOTRE DAME INDIANA	383 * 383
UNIVERSITY OF HOUSTON SYSTEM HOUSTON TEXAS	749 * 749	UNIVERSITY OF OKLAHOMA NORMAN OKLAHOMA OKLAHOMA CITY OKLAHOMA	598 * 283 315
UNIVERSITY OF ILLINOIS CHAMPAIGN ILLINOIS CHICAGO ILLINOIS URBANA ILLINOIS	10,922 * 3,621 1,766 5,535	UNIVERSITY OF OREGON ESTACADA OREGON EUGENE OREGON	731 * 32 699
UNIVERSITY OF IOWA INC IOWA CITY IOWA	2,028 * 2,028	UNIVERSITY OF PACIFIC INC SAN FRANCISCO CALIFORNIA	96 * 96
UNIVERSITY OF KANSAS KANSAS CITY KANSAS LAWRENCE KANSAS LAWRENCE KANSAS	909 * 296 260 353	UNIVERSITY OF PENNSYLVANIA PHILADELPHIA PENN STATE COLLEGE PENN	5,163 * 5,121 42
UNIVERSITY OF KENTUCKY LEXINGTON KENTUCKY	423 * 423	UNIVERSITY OF PGH COMMON PITTSBURGH PENN	1,914 * 1,914
UNIVERSITY OF LOUISVILLE LOUISVILLE KENTUCKY	150 * 150	UNIVERSITY OF PUERTO RICO SAN JUAN PUERTO RICO NORFOLK VIRGINIA	311 * 147 164
UNIVERSITY OF LOWELL ASSOC INC LOWELL MASS	668 * 668	UNIVERSITY OF RHODE ISLAND KINGSTON RHODE ISL	2,647 * 2,647
UNIVERSITY OF MARYLAND INC BALTIMORE MARYLAND COLLEGE PARK MARYLAND	7,016 * 808 6,208	UNIVERSITY OF RICHMOND RICHMOND VIRGINIA	43 * 43
UNIVERSITY OF MIAMI INC CORAL GABLES FLORIDA MIAMI FLORIDA	3,591 * 2,356 1,235	UNIVERSITY OF ROCHESTER ROCHESTER NEW YORK	2,036 * 2,036
UNIVERSITY OF MICHIGAN ANN ARBOR MICHIGAN	4,859 * 4,859	UNIVERSITY OF SOUTH CAROLINA COLUMBIA S CAROLINA	91 * 91
UNIVERSITY OF MINNESOTA MINNEAPOLIS MINNESOTA ST. PAUL MINNESOTA ST. PAUL MISSOURI	2,214 * 792 1,391 31	UNIVERSITY OF SOUTH FLORIDA TAMPA FLORIDA	460 * 460
UNIVERSITY OF MISSISSIPPI JACKSON MISS OXFORD MISS UNIVERSITY OF MISS	469 * 200 230 39	UNIVERSITY OF SOUTHERN CAL MARBLE FALLS ARKANSAS LOS ALTOS CALIFORNIA LOS ANGELES CALIFORNIA	28,140 * 300 148 25,692
UNIVERSITY OF MISSOURI COLUMBIA MISSOURI	1,269 * 1,269	UNIVERSITY OF TENNESSEE KNOXVILLE TENNESSEE MEMPHIS TENNESSEE TULLAHOMA TENNESSEE	809 * 413 135 261
UNIVERSITY OF NEBRASKA THE LINCOLN NEBRASKA OMAHA NEBRASKA	415 * 366 49	UNIVERSITY OF TEXAS SYSTEM ARLINGTON TEXAS AUSTIN TEXAS EL PASO TEXAS GALVESTON TEXAS HOUSTON TEXAS RICHARDSON TEXAS SAN ANTONIO TEXAS	36,983 * 258 34,888 93 265 252 743 484
UNIVERSITY OF NEVADA SYSTEM RENO NEVADA	269 * 269	UNIVERSITY OF TULSA THE TULSA OKLAHOMA	126 * 126
UNIVERSITY OF NEW MEXICO THE ALBUQUERQUE NEW MEXICO KIRTLAND AIR F NEW MEXICO	20,504 * 1,645 18,859	UNIVERSITY OF UTAH SALT LAKE CITY UTAH	3,729 * 3,729
UNIVERSITY OF NORTH CAROLINA CHAPEL HILL N CAROLINA	2,166 * 2,166		

Table 1. Educational and Other Nonprofit Institutions  
in the United States Receiving DOD Prime Contracts  
Over \$25,000 for RDT&E Work: FY 1984  
(Concluded)

NAME OF CONTRACTOR AND LOCATION	THOUSANDS OF DOLLARS	NAME OF CONTRACTOR AND LOCATION	THOUSANDS OF DOLLARS
UNIVERSITY OF VIRGINIA CHARLOTTESVILL VIRGINIA	944 * 944	WORCESTER PLYTCHNC INST WORCESTER MASS	89 * 89
UNIVERSITY OF WASHINGTON SEATTLE WASHINGTON	18,114 * 18,114	WRIGHT STATE UNIVERSITY DAYTON OHIO	758 * 366
UNIVERSITY OF WISCONSIN SYSTEM MADISON WISCONSIN	5,594 * 5,471	WRIGHT PATTERS OHIO	392
UNIVERSITY OF WISCONSIN MILWAUKEE WISCONSIN	123	YALE UNIVERSITY NEW HAVEN CONN	4,950 * 4,950
UNIVERSITY OF WYOMING LARAMIE WYOMING	455 * 455	YESHIVA UNIVERSITY NEW YORK NEW YORK	87 * 87
UTAH STATE UNIVERSITY LOGAN UTAH	9,548 * 9,266		2,117,095
UTAH STATE UNIVERSITY SALT LAKE CITY UTAH	282		
VANDERBILT UNIVERSITY THE MOUNT VERNON PENN	753 * 75		
NASHVILLE TENNESSEE	678		
VERMONT UNIV OF BURLINGTON VERMONT	158 * 158		
VIRGINIA COMMONWEALTH UNIV RICHMOND VIRGINIA	578 * 578		
VIRGINIA MASON RESEARCH CTR SEATTLE WASHINGTON	81 * 81		
VIRGINIA PLYTCHNC INST/ST UNIV BLACKSBURG VIRGINIA	3,411 * 3,411		
VIRGINIA TECH FNDTN INC BLACKSBURG VIRGINIA	70 * 70		
WASHINGTON BOOKER T FOUNDATIN WASHINGTON DIST COL	3,968 * 3,968		
WASHINGTON SCHOOL PSYCHIATRY WASHINGTON DIST COL	52 * 52		
WASHINGTON STATE UNIV BETHESDA MARYLAND	1,320 * 62		
PULLMAN WASHINGTON	797		
SEATTLE WASHINGTON	461		
WASHINGTON UNIVERSITY ST. LOUIS MISSOURI	2,595 * 2,595		
WAYNE STATE UNIVERSITY DETROIT MICHIGAN	737 * 737		
WENTWORTH INST TECHNOLOGY BOSTON MASS	1,371 * 1,371		
WESTERN KENTUCKY UNIVERSITY BOWLING GREEN KENTUCKY	66 * 66		
WILLIAMS COLLEGE WILLIAMSTOWN MASS	55 * 55		
WOODS HOLE OCEANOGRAPHIC INSTN WOODS HOLE MASS	16,013 * 16,013		

Table 2. U.S. Government Agencies Receiving DOD Prime Contract Awards Over \$25,000 for RDT&E Work: FY 1984

NAME OF CONTRACTOR AND LOCATION	THOUSANDS OF DOLLARS	NAME OF CONTRACTOR AND LOCATION	THOUSANDS OF DOLLARS
ARGONNE NATIONAL LAB	145 *		
ARGONNE ILLINOIS	145		
LAWRENC LVRMR LBRTY RCRTN ASC	506 *		
BERKELEY CALIFORNIA	37		
LIVERMORE CALIFORNIA	200		
OAKLAND CALIFORNIA	269		
NATIONAL AERONAUTIC ASSN USA	14,400 *		
WASHINGTON DIST COL	14,400		
NATIONAL SCIENCE FOUNDATION	969 *		
WASHINGTON DIST COL	969		
SMALL BUSINESS ADMINISTRATION	296 *		
WASHINGTON DIST COL	296		
U S DEPARTMENT OF COMMERCE	2,358 *		
BOULDER COLORADO	858		
WASHINGTON DIST COL	1,294		
GAITHERSBURG MARYLAND	100		
ROCKVILLE MARYLAND	50		
SEATTLE WASHINGTON	56		
U S NATL AERO SPACE AGY	250 *		
PASADENA CALIFORNIA	175		
WASHINGTON DIST COL	35		
GREENBELT MARYLAND	40		
UNITED STATES DEPT ENERGY	1,355 *		
OAKLAND CALIFORNIA	381		
IDAHO FALLS IDAHO	68		
ARGONNE ILLINOIS	60		
ALBUQUERQUE NEW MEXICO	390		
LOS ALAMOS NEW MEXICO	100		
OAK RIDGE TENNESSEE	356		
US PATENT & TRADEMARK	270 *		
WASHINGTON DIST COL	270		
	20,549		

Table 3. Foreign Institutions and Government Agencies Receiving  
DOD Prime Contract Awards Over \$25,000 for RDT&E Work: FY 1984

NAME OF CONTRACTOR AND LOCATION	THOUSANDS OF DOLLARS	NAME OF CONTRACTOR AND LOCATION	THOUSANDS OF DOLLARS
ABTEILUNG FUR DIGITALE AUSTRIA	35 * 35	INGENIEURBURO DEISENROTH GERMANY W	350 * 350
ARESTOLIN UNIVERSITY GREECE	28 * 28	INSTITUTE OF MEDICAL RESEARCH GUINEA	79 * 79
AVON INDUSTRIAL POLYMERS (BRAD UN KINGDOM	350 * 350	IRVIN INDUSTRIES CANADA LTD CANADA	28 * 28
BEN-GURION UNIVERSITY OF THE N ISRAEL	69 * 69	ISRAEL AIRCRAFT INDUSTRIES LTD ISRAEL	295 * 295
BRUNEL UNIVERSITY UN KINGDOM	162 * 162	ISPAEL INSTITUTE FOR BIO RE ISRAEL	71 * 71
BUNDESANT FUER WEHRTECHNIK GERMANY W	50 * 50	ISRAEL MILITARY INDUSTRIES ISRAEL	1,050 * 1,050
CANADIAN COMMERCIAL CORPORATN CANADA	20,608 * 20,608	KINGSTON POLYTECHNIC UN KINGDOM	27 * 27
CATHOLIC UNIVERSITY OF LEUVE BELGIUM	32 * 32	LABORATOIRE DE PHIPICS FRANCE	26 * 26
CERAMIC & SILICATE INST ISRAEL	35 * 35	LONDON SCHOOL OF HYGIENE UN KINGDOM	65 * 65
CMC ELECTRONICS INC CANADA	151 * 151	LUCAS C W LTD CANADA	55 * 55
CONCORDIA UNIVERSITY CANADA	164 * 164	MARCONI AVIONICS LTD EDWARDS AIR FO CALIFORNIA UN KINGDOM	665 * 83- 746
CONTROL DATA CANADA LIMITED CANADA	72 * 72	MC GILL UNIVERSITY CANADA	67 * 67
CORK GEOTECHNICS LTD IRELAND	29 * 29	N V SLAGTERIGERION NORVEST NETHERLAND	27 * 27
DALHOUSIE UNIVERSITY CANADA	102 * 102	NATIONAL BACTERIOLOGICAL SWEDEN	49 * 49
ERA TECHNOLOGICAL LTD UN KINGDOM	43 * 43	NEGRETTI & ZAMBRA LTD UN KINGDOM	85 * 85
ERNST MACHINSTITUT GERMANY W	25 * 25	NETHERLANDS CENTRAL ORGAN NETHERLAND	54 * 54
F GAN GERMANY W	30 * 30	NIMPIEZA GENERAL SA PANAMA	89 * 89
HEBREW UNIV OF JEFUSALEM ICELAND ISRAEL	70 * 28 42	NMI LTD UN KINGDOM	26 * 26
HECKLER & KOCH INC CHANTILLY VIRGINIA	862 * 862	NORSAR NORWAY	780 * 780
HELLY-HANSEN A/S NORWAY	33 * 33	OPEN UNIVERSITY UN KINGDOM	45 * 45
HUNTINGDON RESEARCH CENTER UN KINGDOM	123 * 123	OPTIK & INFO GERMANY W	47 * 47
IMPERIAL COLLEGE OF SCIENCE UN KINGDOM	191 * 191	OXFORD ANALYTICA INC UN KINGDOM	169 * 169

\* = MINUS AMOUNT (CANCELLATIONS EXCEED NEW AWARDS)

Table 3. Foreign Institutions and Government Agencies Receiving  
DOD Prime Contract Awards Over \$25,000 for RDT&E Work: FY 1984  
(Concluded)

NAME OF CONTRACTOR AND LOCATION	THOUSANDS OF DOLLARS	NAME OF CONTRACTOR AND LOCATION	THOUSANDS OF DOLLARS
OXFORD APPLIED RESEARCH UN KINGDOM	38 38	UNIVERSITY OF LIVERPOOL UN KINGDOM	27 27
PEARSON T B & SONS LTD UN KINGDOM	184 184	UNIVERSITY OF LONDON UN KINGDOM	55 55
PORTSMOUTH POLYTECHNIC UN KINGDOM	47 47	UNIVERSITY OF OXFORD UN KINGDOM	81 81
ROYAL NORWEGIAN NAVY MATERIAL NORWAY	174 174	UNIVERSITY OF ST ANDREWS UN KINGDOM	32 32
SOCIETY ANONY MEDETELECO FRANCE	89 89	UNIVERSITY OF SURREY UN KINGDOM	34 34
SPECTRONIX ISRAEL	42 42	UNIVERSITY OF TECHNOLOGY UN KINGDOM	37 37
TADIRAN LTD ISRAEL	150 150	UNIVERSITY OF VIENNA AUSTRIA	30 30
TECHNION RESEARCH & DEVELOPMEN ISRAEL	119 119	UNIVERSITY OF WESTERN ONTARIO CANADA	146 146
TECHNOLOGY FOR SOCIETY NETHERLAND	77 77	VAISALA INC WOBURN MASS	75 75
TEL AVIV UNIVERSITY ISRAEL	101 101	YORK UNIVERSITY CANADA	81 81
THE WEIZMAN INST OF SCIENCE ICELAND	36 36		29,747
THORN EMI TECHNOLOGY INC UN KINGDOM	47 47		
TWETESCHNIK HERBER DR MED GERMANY W	25 25		
UNITED KINGDOM MINISTRY DEFE UN KINGDOM	162 162		
UNIV OF TORONTO CANADA	195 195		
UNIVERSITA DI MODENA ITALY	28 28		
UNIVERSITAT HANNOVER GERMANY W	36 36		
UNIVERSITY COLLEGE OF GALWAY IRELAND	51 51		
UNIVERSITY COLLEGE OF NORTH WA UN KINGDOM	36 36		
UNIVERSITY OF ALBERTA CANADA	28 28		
UNIVERSITY OF BRISTOL SENATE H UN KINGDOM	38 38		
UNIVERSITY OF CAMBRIDGE UN KINGDOM	33 33		

