

AD-A152 829

REAL AND PERSONAL PROPERTY, FY-82, (U) WASHINGTON
HEADQUARTERS SERVICE (DOD) DIR FOR INFO OP & RPTS.
SEP 82. DIOR/F01-82

1/1

UNCLASSIFIED

F/G 15/5


N/L

1 OF 1
AD-A152 829

END
FILMED
11 04 85

1 OF 1

AD-A152 829




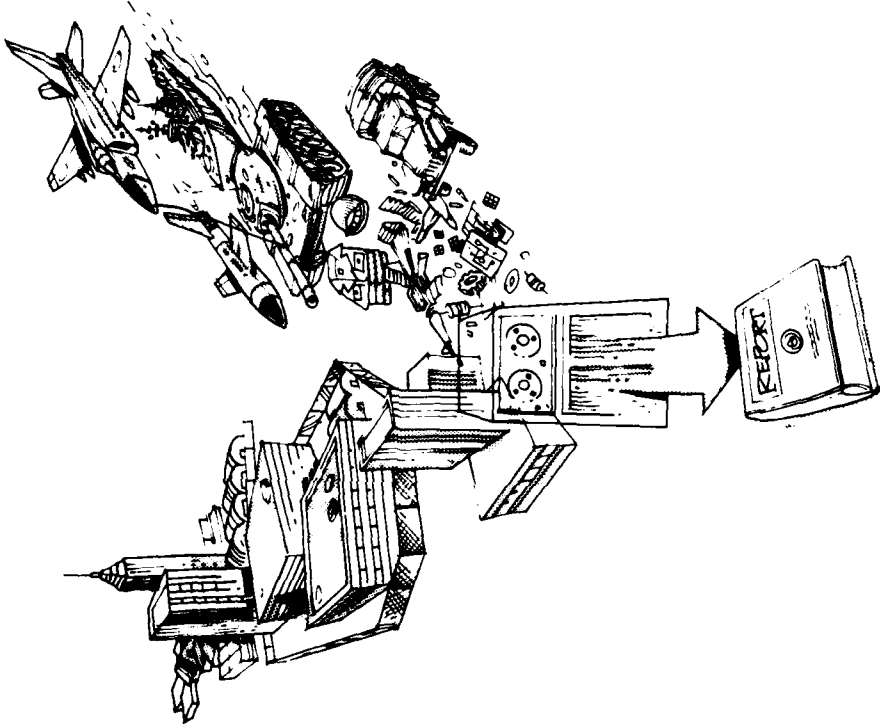
MICROCOPY RESOLUTION TEST CHART
NATIONAL BUREAU OF STANDARDS-1963-A

**THIS REPORT IS UNCLASSIFIED AND
ITS DISTRIBUTION IS UNLIMITED**

Department of Defense

REAL AND PERSONAL PROPERTY

September 30, 1982



OSD
11-20-82

Department of Defense

REAL AND PERSONAL PROPERTY

September 30, 1982

Issued Annually by

Department of Defense
Washington Headquarters Services
Directorate for Information
Operations and Reports

F O R E W O R D

This report is prepared by Washington Headquarters Services/Directorate for Information Operations and Reports (WHS/DIOR). It contains summary data on the types and amounts of real and personal property owned by the Department of Defense (DoD) as of September 30, 1982. It is produced by WHS/DIOR in response to the National Security Act of 1947, as amended in 1949 and codified in Title 10 of the United States Code, Section 2701, which mandates that records be maintained by the Secretary of Defense on all fixed property, installations, major equipment items, and stored supplies.

Primary distribution of this report is made to the President of the United States, the President of the Senate, and the Speaker of the House of Representatives. Distribution is also made to the Joint Economic Committee of the Congress; the House Committee on Government Operations; the House Subcommittee on Military Construction; and to the principal staff offices of the Office of the Secretary of Defense, the military departments, and the Defense agencies.

Requests for additional copies should be addressed to Washington Headquarters Services, Directorate for Information Operations and Reports, Room 1C535, The Pentagon, Washington, D. C. 20301.

T A B L E O F C O N T E N T S

Section 1.	Introduction.....	1
Section 2.	Department of Defense Real Property.....	5
Section 3.	Department of Defense Personal Property.....	6
Appendix A.	Additional Information on Supply System Inventories.....	9

S E C T I O N I
I N T R O D U C T I O N

Background

The National Security Act of 1947, as amended in 1949 and codified in Title 10, United States Code, Section 2701, requires that: "(a) Under regulations prescribed by him, the Secretary of Defense shall have the records of the fixed property, installations, major equipment items, and stored supplies of the military departments maintained on both a quantitative and monetary basis, so far as practicable," and "(b) The Secretary shall report once a year to Congress and the President on property records maintained under this section."

In response to this requirement a report entitled Real and Personal Property of the Department of Defense was established, the first of which provided information on Defense Department property as of December 31, 1954. The initial implementation of the required reports was delayed by the Korean War and by the process of developing a comprehensive reporting system and training assigned personnel. Even in 1955, when the first report was produced, there were areas of omissions due to the complexity of the problems involved in managing and accounting for Defense Department inventories. Property records and the associated reporting systems have continued to evolve since that time, with their volume increasing even more rapidly following the introduction of automated data processing.

Since the enactment of the National Security Act of 1947, changes have occurred both in the manner in which the overview of Defense Department property management is maintained and in the laws pertaining to Federal property accounting in general. The Federal Property and Administrative Services Act of 1949, as amended, established a requirement for an annual inventory of all Federal real property owned by the U.S. Government. The first inventory covered federally owned real property in the United States as of December 31, 1953. Congressional interest in Federal property led to the initiation of a series of Federal Real and Personal Property Inventory Reports issued by the Committee on Government Operations, U.S. House of Representatives. The first of these reports was issued as of June 30, 1955; the last as of June 30, 1970. The committee initially obtained much of its information on Defense Department real and personal property directly from DoD in response to special requests and later from information contained in the report Real and Personal Property of the Department of Defense. However, the general sources for property inventory data were the General Services Adminis-

tration for real property data and the Treasury Department for personal property data.

Since 1971, the trend seems to have been to obtain general information from those sources, while satisfying specific requirements by direct inquiry. The result has been a decline in interest in summary reports such as Real and Personal Property of the Department of Defense. This is understandable, in view of the fact that the data found in published summary reports cannot be produced with the same timeliness or in as much detail as the data which can be generated by an automated information system. The trend away from traditional reports was further indicated by the Paperwork Reduction Act of 1980, which prescribed centralized controls over the number and types of reporting systems. In light of these changing trends in data collection and dissemination techniques, the producers of this report have attempted to ensure that (1) all reports are produced in a manner that fully utilizes the automated data systems available today and (2) that the user community be large enough to justify the cost and time involved in producing formal reports (as compared with the cost and time associated with utilizing available automated data systems to respond to inquiries).

Surveys conducted in December 1980 and July 1981 indicated that the number of users having an essential and recurring need for this report had declined well below a level that would justify its cost. In addition, a major criticism of the report was the need for greater timeliness. As a result, the format of the report has been modified to the extent that it includes overall summary totals and the names of offices where more detailed information can be obtained. The objective of these actions is to better satisfy essential information requirements while continuing to comply with the legal requirements and specific needs of the Congress and the President.

Notes on Coverage

Methods for the valuation of Department of Defense property generally fall into two groups. Acquisition cost is applied to land, buildings, and long life equipment such as ships; standard price is applied to other property items, except for major equipment in the supply system. A variant of the standard price is applied to major equipment items, the value of which is normally derived from the unit cost of each item based on the most recently executed contract for large quantity production. The value of

construction in progress is based on the cost of material and labor already utilized in projects under construction.

Only data on military property controlled by the Department of Defense are included in the totals of this report. Real and personal property under the jurisdiction of the Civil Works Division, Office of the Chief of Engineers, Department of the Army, has been excluded, along with any other non-military inventories. The Civil Works properties are, however, summarized at the foot of Table 1.

Department of Defense Summary Data

The total value of DoD property as of September 30, 1982, was \$416.5 billion, an increase of \$44.4 billion over that reported at the end of fiscal year 1981. Real property inventories increased in value by \$2.4 billion and personal property inventories, including equipment, supplies, weapons, and other military equipment, increased \$40.6 billion. Construction in progress was valued at \$8.6 billion.

Table 1 shows the total values of all property held by the military services and the Defense agencies. Weapons and

supporting equipment assigned to operational units, amounting in value to \$227.9 billion, continued to make up the largest segment (54.7 percent) of DoD property. In the last report this segment was valued at \$192.5 billion (51.7 percent).

The value of equipment, materials, and supplies in stock, including stocks afloat and at shore-based installations, amounted to \$102.5 billion, which is 24.6 percent of the total value of all DoD property (23.7 percent in the last report). These inventories represent the second largest segment of DoD property, followed by real property, valued at about \$54.7 billion (13.1 percent of the total).

The Navy, including the Marine Corps, continued to report the largest value of property of all kinds, \$174.5 billion, an increase of \$25.5 billion for the year. The Air Force reported \$124.2 billion, an increase of \$9.8 billion, while the Army reported \$103.8 billion, an increase of \$8.1 billion. The Defense Logistics Agency (DLA) and other elements of the DoD accounted for the remaining \$13.9 billion, an increase of \$978 million during the year.

TABLE 1. COST SUMMARY OF DOD PROPERTY HOLDINGS, BY TYPE AND CLASS OF PROPERTY, ACCORDING TO DEFENSE COMPONENT

SEPTEMBER 30, 1982

(Millions of Dollars)

TYPE AND CLASS OF PROPERTY	DEPARTMENT OF DEFENSE	ARMY 1/	NAVY (INCLUDING MARINE CORPS)	AIR FORCE	DEFENSE LOGISTICS AGENCY	OTHER DEFENSE AGENCIES
<u>ALL PROPERTY TYPES - TOTAL</u>	416,457	103,833	174,543	124,154	12,993	933
<u>Real Property Inventory - Total</u>	54,659	17,788	16,709	20,162	-	-
<u>Construction In Progress (Cost of Work In Place) - Total</u>	8,606	3,542	2,894	2,171	-	-
<u>Personal Property Inventory - Total</u>	353,192	82,504	154,940	101,821	12,993	933
Weapons and Other Military Equipment in Use	227,897	43,438	118,517	65,942	-	-
Equipment, Material, and Supplies in Stock	102,456	32,640	28,040	31,761	10,015	-
Plant Equipment	16,901	5,798	7,373	2,184	612	933
Industrial Fund Inventories 2/	1,021	211	514	292	4	-
Excess, Surplus, and Foreign Excess Property Inventories	4,917	418	495	1,641	2,363	-

1/ Excluded from the totals are properties of the Civil Works Division, Chief of Engineers, Department of the Army, which included (dollars in millions): Real Property - \$18,921; Construction in Progress - \$12,151; and Personal Property - \$927.

2/ Consists of materials and supplies and work in process.

NOTE: Figures may not add to the totals shown due to rounding.

ATTACHMENT TO TABLE 1.
OFFICES TO CONTACT FOR MORE DETAILED INFORMATION

REAL PROPERTY AND CONSTRUCTION IN PROGRESS

Department of the Army: System Operation and Management Branch, Programs Division, Directorate of Real Estate, Office of the Chief of Engineers, (DAEN-REP-S), Washington, D.C. 20314.

Department of the Navy: Requirements Planning Division, Office of the Assistant Commander for Facilities Planning and Real Estate, Naval Facilities Engineering Command, 200 Stovall Street, Alexandria, VA 22333.

Department of the Air Force: Policy and Control Branch, Real Property Division, Directorate of Engineering and Services, Building 516, Bolling AFB, Washington, D.C. 20332.

WEAPONS AND MILITARY EQUIPMENT IN USE

Department of the Army: Director of Supply and Maintenance, Office of the Deputy Chief of Staff for Logistics, The Pentagon, Washington, D.C. 20301.

Department of the Navy: Financial Control Division, Office of the Comptroller of the Navy, Crystal Mall #2, 1931 Jefferson Davis Highway, Arlington, VA 20376.

Department of the Air Force: Status of Appropriations Branch, Directorate of Accounting Operations, Headquarters Air Force Accounting and Finance Center, Denver, CO 80279.

EQUIPMENT, MATERIAL, AND SUPPLIES IN STOCK

Army Supply System Inventories: Finance and Accounting Division, Office of the Comptroller, U.S. Army Materiel Development & Readiness Command, 5001 Eisenhower Avenue, Alexandria, VA 22333.

Navy Supply System Inventories: Programming and Budget Division, Office of Financial Management/Comptroller, Naval Supply Systems Command, Crystal Mall #3, 1931 Jefferson Davis Highway, Arlington, VA 20376.

Air Force Supply System Inventories: Directorate for Logistics Plans and Programs, Office of the Deputy Chief of Staff for Logistics and Engineering, Headquarters U.S. Air Force, The Pentagon, Washington, D. C. 20301.

Marine Corps Supply System Inventories: Commandant of the Marine Corps, Office of the Deputy Chief of Staff for Installations and Logistics, Program and Financial Management Branch, 540 Commonwealth Building, 1300 Wilson Blvd., Arlington, VA 22209.

Defense Logistics Agency Supply System Inventories: Supply Management Division, Supply Operations, Headquarters, Defense Logistics Agency, Cameron Station, Alexandria, VA 22314.

PLANT EQUIPMENT INVENTORIES

For the Military Departments contact the same offices as Weapons and Military Equipment in Use. For Defense Logistics Agency and Other Defense Activities, Contact: Accounting and Finance Division, Office of the Comptroller, Defense Logistics Agency, Cameron Station, Alexandria, VA 22314.

INDUSTRIAL FUND INVENTORIES

Department of the Army: Expenditure Division (Dept. 130), Directorate of DA Financial Operations, U.S. Army Finance and Accounting Center, Indianapolis, IN 46241.

Department of the Navy: Financial Control Division, Office of the Comptroller of the Navy, Crystal Mall #2, 1931 Jefferson Davis Highway, Arlington, VA 20376.

Department of the Air Force: Interfund Misc. and Stock Funds Reports Branch, Directorate of Accounting Operations, Headquarters Air Force Accounting and Finance Center, Denver, CO 80279.

Defense Logistics Agency: Operations Budget Division, Office of the Comptroller, Cameron Station, Alexandria, VA 22314.

EXCESS, SURPLUS, AND FOREIGN EXCESS PROPERTY INVENTORIES.

Property Disposal Division, Executive Directorate for Technical and Logistical Service, Defense Logistics Agency, Cameron Station, Alexandria, VA 22314.

SECTION 2
DEPARTMENT OF DEFENSE REAL PROPERTY

Background

In compliance with the National Security Act of 1947, the Department of Defense developed the "Inventory of Military Real Property" and issued instructions to the Departments of the Army, Navy, and Air Force containing uniform procedures for (1) the establishment and maintenance of an inventory of real property (land and rights therein, buildings, and all other), and (2) the preparation of an abridged inventory in summary form for use by interested offices of the Department of Defense and the Congress. The purpose of the inventory was to provide a basic source of information for reports on the status, cost, capacity, condition, use, maintenance, and management of real property overall and on the real property of individual installations of the military departments. Exclusions from the inventory consisted of (1) property in an officially designated combat zone and river, harbor, and flood control property under the jurisdiction of the Army; (2) property in the National Industrial Reserve and property disposed of subject to right of recapture or the National Security Clause, unless such property is under military control; and (3) property furnished by the General Services Administration.

The abridged inventory or "Inventory Summary" is maintained by each of the military departments at a central location. This summary serves as a reference and a source of current comparable information pertaining to such real property for use in developing and implementing Department of Defense policies, plans, and programs. The Inventory Summary of each military department is the source for the summary information contained in this report. In addition, it serves as the data source for inventory data furnished to the General Services Administration in accordance with Federal Property Management Regulations.

Summary information and general details pertaining to Defense Department real property as a whole can most conveniently be obtained from the General Services Administration, which maintains a uniform system of inventories

of all Federal real property. Information can be obtained from the following office:

General Services Administration
Office of Plans, Programs, and Financial Management
Division of Finance
Washington, D. C. 20405.

Details on the military applications of these data can be requested from the sources shown on the attachment to Table 1.

Summary Data on Department of Defense Real Property

Cost of Real Property Controlled. The total cost to the Government of real property controlled does not indicate present market value, but is based on original cost, if any, plus the cost of capital improvements. There is no cost for public domain lands and donated lands.

The data on cost to the Government do not include the amount of rent paid nor the value of the property under lease. These data, however, do include costs of complete facilities on leased lands and any improvements which are made thereto and owned by the Government.

The total cost to the Government of real property controlled by the military departments as of September 30, 1982, was \$54.7 billion (Table 1), an overall increase of \$2.4 billion for fiscal year 1982. The Army accounted for \$17.8 billion, the Navy and Marine Corps for \$16.7 billion, and the Air Force for \$20.2 billion.

Cost of Military Construction in Progress. These costs include the labor and material costs of work in place which had been started but not completed at the time of the inventory. As of September 30, 1982, this totaled \$8.6 billion (up \$1.4 billion from that reported at the end of FY 1981).

SECTION 3
DEPARTMENT OF DEFENSE PERSONAL PROPERTY

Background

Unlike its treatment of real property inventories, the Department of Defense has not adopted a single inventory system encompassing all military personal property. It has instead brought together several separately developed inventory systems to address different segments of DoD personal property. In the original report prepared in compliance with 10 USC 2701, the inventory groups consisted of the following: (1) Inventory of Machine Tools; (2) Inventory of Military Equipment in the Consolidated Supply System and in Stock Funds; (3) Inventories Held in Industrial Fund; (4) Major Items of Equipment in Use by Organizational Units; and (5) the National Industrial Reserve. The National Industrial Reserve properties are managed by the General Services Administration and are no longer included in the summaries of this report. Added to the report are summaries of inventories of excess, surplus, and foreign excess personal property in the hands of disposal activities and plant equipment other than machine tools.

In general, personal property inventory systems are developed and maintained by the individual military departments. However, in most cases, some uniform guidance pertaining to the maintenance and reporting of the inventories has been provided by the Department of Defense and the Department of the Treasury. Although inventory data on each individual item of equipment are available within the Department of Defense, to compile such data would result in a list that would be too long, too detailed, and too classified to serve the purposes of this report. Accordingly, it has been the custom to report only personal property summary data on a monetary basis. Quantitative data can be obtained for the different classes of personal property if requests are within the practical constraints of time and cost involved in their compilation and reporting. Appropriate points of contact for additional information on each DoD component are given in the attachment to Table 1 or in the appendix to this report.

Summary Data on Department of Defense Personal Property

The total value of DoD personal property at the end of FY 1982 was \$353.2 billion, representing an increase of \$40.6 billion (13.0%) over the value reported for the previous fiscal year. As in the past, the total value is dominated by the category weapons and military equipment in use,

which represents 64.5% of the total value of DoD personal property. This is followed by equipment, material, and supplies in the DoD supply systems, constituting 29.0% of the total value. The Department of the Navy has the largest inventory of personal property on a monetary basis, controlling 43.9% of the total inventory. This is a result of their large investment in ships and aircraft.

Weapons and Military Equipment in Use

The largest percentage increase in inventory values since the previous fiscal year was in this category, which rose 18.4%, up \$35.4 billion from FY 1981. See the attachment to Table 1 for offices where more detailed information can be obtained.

Equipment, Material, and Supplies in Stock

The total dollar value of equipment, material, and supplies in inventory in the Department of Defense as of September 30, 1982, was \$102.5 billion, an increase of \$14.2 billion from that reported as of September 30, 1981.

Supplies and equipment are accounted for in the supply systems of the military departments and DLA from time of acceptance until they have been issued to the using unit. The supply systems inventories, therefore, consist of supplies and equipment being held in the storage or warehousing facilities of DoD components prior to issue to a user. Supply items which have been issued to the consuming military units, such as divisions, air wings, and most ships, are not considered assets of the supply systems. Such items are in the hands of the ultimate user and, as such, are carried in unit records until consumed, destroyed, captured, lost, or otherwise disposed of.

The cost of the major items in the hands of the users is included under military equipment in use or plant equipment. Minor items are considered consumed when issued and their cost is no longer carried in the central inventory, although the owning units maintain records of them until consumed. The supply systems do not include in their inventories raw materials and uncompleted end items from industrial type activities or excess stocks for which disposal action has been initiated. These inventories are summarized separately in this report.

Additional Information

Information on the locations of the various materiel commands, inventory control managers, supply centers, and supply depots within each of the Defense components has been provided in the appendix to this report. Offices which can supply additional information on the supply system inventories of each branch or agency have also been identified.

Plant Equipment Inventories

Plant equipment consists of personal property of a capital nature in the custody of military departments, Defense agencies, and contractors. It represents 4.8 percent of all DoD personal property. Included are machinery, equipment, furniture, machine tools, and accessory and auxiliary items for manufacturing or administrative use. The Defense Industrial Plant Equipment Center (DIPEC) in Memphis, TN, an element of the Defense Logistics Agency, has management responsibility for idle industrial plant equipment within its jurisdictional scope and controls the allocation and reutilization of such equipment. The military departments retain control over industrial plant equipment (IPE) in active use and in mobilization packages. The Defense Logistics Agency maintains control over IPE used in its manufacturing processes.

The total value (acquisition cost) of the plant equipment reported by DIPEC, the military departments, and the Defense agencies as of September 30, 1982, was \$16.9 billion, a decrease of \$9.4 billion over fiscal year 1981. For more detailed information on plant equipment, contact the appropriate offices listed on the attachment to Table 1.

In addition, inventories of contractor held DoD property are maintained by DLA and various automated reports are available that provide lists of IPE and other plant equipment values by contractor, DoD component, and state or foreign country. Queries on contractor held plant equipment should be referred to:

Contractor Property Management Division,
Executive Directorate for Contract Management,
Defense Logistics Agency, Cameron Station,
Alexandria, VA 22314.

Industrial Fund Activity Inventories

Also reported as personal property of the Department of Defense are inventories of raw material, supplies, and work-in-process held by DoD industrial funded activities. Although the total value of these inventories represents only 0.3 percent of all DoD personal property, these inventories play a significant role. Use of industrial funds

is authorized by the National Security Act of 1947. Their use permits the financing of industrial or commercial-type activities and facilitates the development of production costs, which are used as a basis for charging customers for the products or services furnished to them by the activity financed by the fund.

The value of raw materials and supplies and of work-in-process held by all DoD industrial fund activities at the end of fiscal year 1982 amounted to \$1.0 billion, a decrease of \$131.4 million from the previous fiscal year. The Navy has the largest investment in industrial fund inventories, reporting 50.3 percent of the total inventory.

Excess, Surplus, and Foreign Excess Materiel Inventories

This class of personal property represents 1.4 percent of all DoD personal property. The values given in this report are based on standard prices in effect at the time the material was transferred to disposal, except that the value of material having no standard price is estimated on the basis of acquisition cost. The total values represent the inventory on hand on September 30, 1982, the end of the reporting period. The value of reutilization and disposal actions has been deducted from the opening inventory and the value of inventory generated during the year has been added.

"Excess," "surplus," and "foreign excess property" are defined as follows:

Excess Property consists of material which is determined to be unnecessary for the discharge of responsibilities of the Department of Defense (DoD) after utilization screening among the DoD activities (in accordance with policies and procedures and by applicable directives) has been completed.

Surplus Property consists of excess property located in the Zone of Interior (Z.I.), which consists of the United States, Puerto Rico, and the Virgin Islands, for which a determination has been made that the property is not required for the needs and the discharge of responsibility of any Federal agency.

Foreign Excess Property consists of material located outside the Z.I. which has been determined to be DoD excess.

The Defense Property Disposal Services (DPDS), a subsidiary agency of the Defense Logistics Agency, headquartered in Battle Creek, Michigan, is responsible for integrated management of all personal property reutilization and disposal operations for DoD excess personal property worldwide. DPDS operates 159 subordinate field activities in the United States and 15 countries abroad.

They are organized under five regional offices: Memphis, TN (Southeast Region); Ogden, UT (Western Region); Columbus, OH (Midwestern Region); Wiesbaden, Germany (European Region); and Camp Smith, HI (Pacific Region).

For additional information, contact the appropriate office listed in the attachment to Table 1.

APPENDIX A

ADDITIONAL INFORMATION ON SUPPLY SYSTEM INVENTORIES

Background

Information on the location of various materiel commands, inventory control managers, supply centers, depots within the supply system of the military departments, and on the Defense Logistics Agency is provided in this appendix. Offices which can supply additional information on these systems are also identified.

Army Supply System Inventories

The Army supply system inventory reporting system is structured around major commands, commodity groups, and major inventory control managers. Inventory reports of the principal items of equipment, as shown on Table 3-3, are initiated by seven principal inventory managers and compiled from data submitted by various commands. The inventory managers are:

1. U.S. Army Troop Support and Aviation Readiness Command (USATSARCOM), St. Louis, MO;
2. U.S. Army Tank-Automotive Readiness Command (USATARCOM), Warren, MI;
3. U.S. Army Missile Readiness Command (USAMICOM), Redstone Arsenal, AL;
4. U.S. Army Electronics Materiel Readiness Activity (USAEMRA), Warrenton, VA;
5. U.S. Army Communications Systems Logistics Agency (USACSLA), Fort Huachuca, AZ;
6. U.S. Army Communications and Electronics Readiness Command (USACERCOM), Fort Monmouth, NJ; and
7. U.S. Army Armament Materiel Readiness Command (USAARRCOM), Rock Island, IL.

Inventory managers for secondary items include the "Readiness Commands" in the above list plus the following:

1. U.S. Army General Materiel and Petroleum Activity (USAGMPA), New Cumberland, PA (petroleum, oil, and lubricants; industrial & general);
2. U.S. Army Support Activity (USASA), Philadelphia, PA (clothing, subsistence & textiles); and
3. U.S. Army Medical Materiel Agency (USAMMA), Frederick, MD (medical & dental materiel).

Additional information on Army supply system inventories may be requested from:

Finance and Accounting Division, Office of the Comptroller, U.S. Army Materiel Development & Readiness Command, 5001 Eisenhower Avenue, Alexandria, VA 22333.

Navy Supply System Inventories

Inventory management of most of the principal items in the Navy supply system is under the control of the naval systems commands and the project managers of the Chief of Naval Materiel. However, many of the more expendable items are managed by the Ships Parts Control Center (SPCC) at Mechanicsburg, PA. Principal item inventory managers consist of:

1. Naval Air Systems Command (NAVAIR), Washington, D.C.;
2. Naval Electronics System Command (NAVELEX), Washington, D.C.;
3. Naval Facilities Engineering Command (NAVFAC), Washington, D.C.;
4. Strategic Systems Project Office (SSPO), Washington, D.C.;
5. Naval Training Equipment Center (NAVTRAEQUIPCEN), Orlando, FL;
6. Naval Mine Engineering Facility (NAVMIENGRFAC), Yorktown, VA;
7. Naval Aviation Supply Office (ASO), Philadelphia, PA; and
8. Ships Parts Control Center (SPCC), Mechanicsburg, PA.

Inventory management of appropriation and stock funded secondary items is more centralized, with most of the items being controlled from the Ships Parts Control Center and the Fleet Materiel Support Office, both at Mechanicsburg, PA; and by the Aviation Supply Office in Philadelphia, PA. In addition, certain items are controlled by the:

1. Navy Publications and Forms Center (NAVPUBFORMCEN), Philadelphia, PA (forms and printed matter);

2. Navy Resale System Office (NAVRESO), Brooklyn, NY (stock fund items pertaining to ship's stores and commissaries); and
3. Strategic Systems Project Office (SSPO), Washington, D.C. (fleet ballistic missile equipment).

Major stock points for the Navy wholesale inventories are the supply centers at Charleston, SC; Norfolk, VA; Oakland, CA; and San Diego, CA.

Additional information on Navy supply system inventories may be requested from:

Programming and Budget Division, Office of Financial Management/Comptroller, Naval Supply System Command, Crystal Mall #3, 1931 Jefferson Davis Highway, Arlington, VA 20376.

Marine Corps Supply System Inventories

Marine Corps supply system inventories are centrally controlled by the Office of the Deputy Chief of Staff, Installations and Logistics, in Washington, D.C. Principal stock points are the Marine Corps depots at Albany, GA, and Barstow, CA. Additional information may be requested from:

Commandant of the Marine Corps, Office of the Deputy Chief of Staff for Installations and Logistics, Program and Financial Management Branch, 540 Commonwealth Building, 1300 Wilson Blvd, Arlington, VA 22209.

Air Force Supply Systems Inventories

The Air Force system of reporting its supply system inventories minimizes both commodity categories and inventory managers. The principal items are defined within seven budget projects, plus an additional category for aircraft, missile, and gas turbine engines. Most of the inventory is managed by five air logistic centers (ALC's) located in Oklahoma City, OK; Ogden, UT; San Antonio, TX; Sacramento, CA; and Warner Robins, GA. Consolidation and review of inventory reports is performed at Headquarters, Air Force Logistics Command (AFLC), Wright-Patterson Air Force Base, Ohio. Principal items procured with appropriated funds are defined within nine budget projects and most of the inventory is managed by the ALC's. Stock funded items are

managed under six stock fund divisions by the following inventory managers:

1. HQ Air Force Logistics Command, Wright-Patterson AFB, OH: General Support Division and Systems Support Division;
2. Air Force Logistics Center, San Antonio, TX: Fuels Division;
3. Air Force Commissary Service, Kelly AFB, San Antonio, TX: Commissary Division;
4. Air Force Medical Material Field Office, Frederick, MD: Medical-Dental Division; and
5. U.S. Air Force Academy, Colorado Springs, CO: Air Force Academy Cadet Store Division.

Additional information on Air Force supply systems inventories may be requested from:

Directorate for Logistics Plans and Programs, Office of the Deputy Chief of Staff for Logistics and Engineering, Headquarters U.S. Air Force, The Pentagon, Washington, D.C. 20301.

Defense Logistics Agency Supply System Inventories

The management of the different major categories of material stocked by DLA is assigned to six supply centers. Seven supply depots actually receive, store, and issue the materiel. The six supply centers are:

1. Defense Construction Supply Center (DCSC), Columbus, OH;
2. Defense Electronics Supply Center (DESC), Dayton, OH;
3. Defense Fuel Supply Center (DFSC), Alexandria, VA;
4. Defense General Supply Center (DGSC), Richmond, VA;
5. Defense Industrial Supply Center (DISC), Philadelphia, PA; and
6. Defense Personnel Support Center (DPSC), Philadelphia, PA.

Additional information on DLA supply systems inventories may be requested from:

Supply Management Division, Supply Operations, Headquarters, Defense Logistics Agency, Cameron Station, Alexandria, VA 22314.

ND