

AD-A152 839

WORLDWIDE MANPOWER DISTRIBUTION BY GEOGRAPHICAL
AREA, FOURTH QUARTER, FY-81. (U) WASHINGTON
HEADQUARTERS SERVICE (DOD) DIR FOR INFO OP & RPTS.
SEP 81. DTOR/M05-81/04

1/1

UNCLASSIFIED

F/G 5/9


N/L

1 OF 1
AD-A152 839

END
FILMED
11 04 85

1 OF 1

AD-A152 839

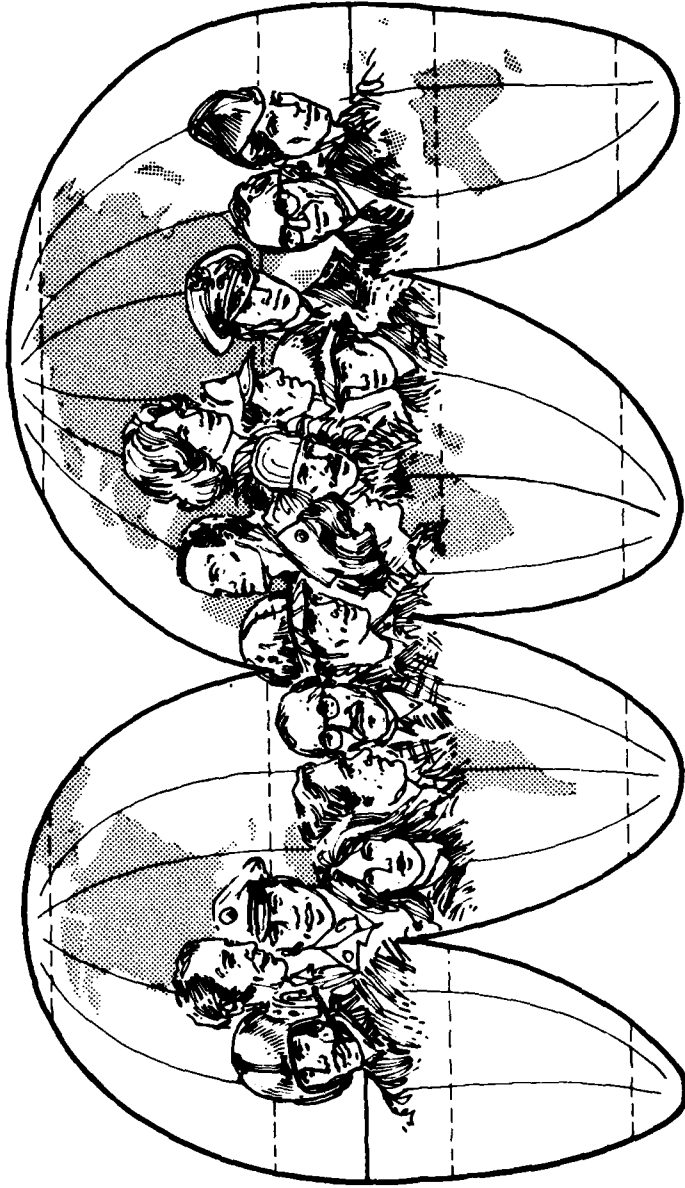


**THIS REPORT IS UNCLASSIFIED AND
ITS DISTRIBUTION IS UNLIMITED**




Department of Defense
WORLDWIDE MANPOWER DISTRIBUTION
BY GEOGRAPHICAL AREA

September 30, 1981

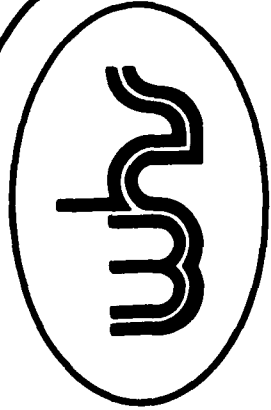




Department of Defense
WORLDWIDE MANPOWER DISTRIBUTION
BY GEOGRAPHICAL AREA



OSD WASH-NGTON FEDDOBERT-UES SVEI LUS



DIRECTORATE FOR INFORMATION
 OPERATIONS AND REPORTS (DIOAR)
 THE PENTAGON, WASHINGTON, D.C.

FOREWORD

The WORLDWIDE MANPOWER DISTRIBUTION BY GEOGRAPHICAL AREA is a quarterly publication prepared by the Washington Headquarters Services, Directorate for Information Operations and Reports (WHS/DIOR) of the Office of the Secretary of Defense.

This publication reflects the worldwide distribution of Department of Defense active duty military and civilian personnel as of September 30, 1981. Data concerning the dependents of active duty military and U. S. citizen civilian personnel are updated semiannually for the March and September issues of this publication, respectively. Data are shown by country by DoD Component.

This report is approved for public release at cost: distribution unlimited. Requests for this publication, additional copies and/or changes in distribution should be addressed to the Director, Washington Headquarters Services, Room 3E843, The Pentagon, Washington, DC 20301.

T A B L E O F C O N T E N T S

<u>SECTION</u>		<u>PAGE</u>
A	Active Duty Military Personnel Strengths by Regional Area and by Country	2
B	Total Civilian Personnel Strengths by Regional Area and by Country - Military Functions	7
C	*Table P14 - Summary of Dependents of Military and Civilian Personnel	22
	*Table P309C - Dependent Strengths by Regional Area and by Country	24
D	Glossary	35

*Prepared semiannually, this table is updated in March and September.

SECTION A

TABLE P309A

DEPARTMENT OF DEFENSE
ACTIVE DUTY MILITARY PERSONNEL STRENGTHS
BY REGIONAL AREA AND BY COUNTRY

TABLE P3C9A

DEPARTMENT OF DEFENSE
ACTIVE DUTY MILITARY PERSONNEL STRENGTHS BY REGIONAL AREA AND BY COUNTRY

SEPTEMBER 30, 1981

REGIONAL AREA/COUNTRY	TOTAL	ARMY	AIR FORCE	NAVY	MARINE CORPS
TOTAL WORLDWIDE	2,082,897	781,473	570,302	540,502	190,620
ASHORE	1,868,596	781,473	570,302	333,311	183,510
AFLLOAT	214,301	-	-	207,191	7,110
U.S. TERRITORY AND SPECIAL LOCATIONS	1,581,065	522,979	456,105	444,969	157,112
CONTINENTAL U.S.	1,291,952	469,982	415,788	266,502	139,680
ALASKA	20,345	8,359	10,328	1,453	195
HAWAII	44,141	17,962	6,161	10,948	9,070
AMERICAN SAMOA	1	1	-	-	-
GUAM	8,781	23	3,960	4,450	348
JOHNSTON ATOLL	128	120	8	-	-
MIDWAY ISLANDS	426	-	9	417	-
PUERTO RICO	3,542	427	48	2,904	163
TRUST TERRITORY OF THE PACIFIC ISLANDS	32	32	-	-	-
VIRGIN ISLANDS OF THE U.S.	11	9	-	2	-
WAKE ISLAND	6	-	6	-	-
TRANSIENTS	68,466	25,964	19,797	15,192	7,513
AFLLOAT	143,234	-	-	143,091	143
TOTAL FOREIGN COUNTRIES	501,832	258,594	114,197	95,533	33,508
ASHORE	430,765	258,594	114,197	31,433	26,541
AFLLOAT	71,067	-	-	64,100	6,967
(1) WESTERN & SOUTHERN EUROPE	337,373	219,637	79,209	34,275	4,253
AUSTRIA	33	6	3	-	24
BELGIUM*	2,081	1,377	628	114	32
CYPRUS	12	2	1	-	9
DENMARK*	54	5	21	16	12
FINLAND	19	5	2	2	10
FRANCE*	71	18	14	7	32
GERMANY (FED. REPUBLIC & WEST BERLIN)*	248,466	211,430	36,637	288	111
GREECE*	3,334	491	2,424	407	12
GREENLAND*	318	-	318	-	-
ICELAND*	2,791	2	1,017	1,678	94
IRELAND	9	2	2	-	5
ITALY*	12,179	4,057	4,252	3,628	242
LUXEMBOURG*	5	-	-	-	5
MALTA	1	1	-	-	-
NETHERLANDS*	2,466	771	1,670	16	9
NORWAY*	203	38	112	32	21
PORTUGAL*	1,400	65	1,014	311	10
SPAIN	8,651	30	4,866	3,584	171
SWEDEN	16	1	7	1	7

TABLE P309A

DEPARTMENT OF DEFENSE
ACTIVE DUTY MILITARY PERSONNEL STRENGTHS BY REGIONAL AREA AND BY COUNTRY
SEPTEMBER 30, 1981

REGIONAL AREA/COUNTRY	TOTAL	ARMY	AIR FORCE	NAVY	MARINE CORPS
SWITZERLAND	32	6	4	1	21
TURKEY*	5,125	1,216	3,828	61	20
UNITED KINGDOM**	25,101	184	22,388	2,249	280
AFLOAT	25,006	-	-	21,880	3,126
*EUROPEAN NATO	(303,594)	(219,584)	(74,323)	(8,807)	(890)
(2) EAST ASIA & PACIFIC	125,201	30,974	32,326	37,051	24,850
AUSTRALIA	657	7	267	374	9
BURMA	10	3	2	-	5
CHINA	11	4	1	2	4
FIJI	1	1	-	-	-
HONG KONG	40	7	6	12	15
INDONESIA	45	10	11	12	12
JAPAN (INCLUDING OKINAWA)	46,196	2,364	14,173	6,982	22,677
MALAYSIA	17	8	2	-	7
NEW ZEALAND	81	4	10	60	7
PHILIPPINES	14,500	30	8,489	4,962	1,019
REPUBLIC OF KOREA	38,254	28,486	9,332	311	125
SINGAPORE	24	4	1	11	8
THAILAND	100	46	32	10	12
AFLOAT	25,265	-	-	24,315	950
(3) AFRICA, NEAR EAST & SOUTH ASIA	17,193	464	485	14,195	2,049
AFGHANISTAN	6	1	-	-	5
ALGERIA	2	2	-	-	-
BAHRAIN	59	2	-	57	-
BANGLADESH	9	2	-	-	7
BRITISH INDIAN OCEAN TERRITORY (INCLUDES DIEGO GARCIA)	1,533	-	3	1,530	-
CAMEROON	7	2	-	-	5
CONGO	6	-	-	-	6
EGYPT	143	8	82	28	25
ETHIOPIA	6	-	-	-	6
GABON	6	-	-	-	6
GHANA	10	3	-	-	7
INDIA	38	4	4	4	26
ISRAEL	98	43	23	7	25
IVORY COAST	9	3	-	-	6
JORDAN	24	13	5	-	6
KENYA	34	13	6	-	15
KUWAIT	25	16	1	1	7
LEBANON	16	2	-	1	13

TABLE P309A

DEPARTMENT OF DEFENSE
ACTIVE DUTY MILITARY PERSONNEL STRENGTHS BY REGIONAL AREA AND BY COUNTRY

SEPTEMBER 30, 1981

REGIONAL AREA/COUNTRY	TOTAL	ARMY	AIR FORCE	NAVY	MARINE CORPS
LIBERIA	19	6	2	4	7
MADAGASCAR	3	-	-	1	2
MALAWI	2	2	-	-	-
MALI	5	-	-	-	-
MAURITIUS	5	-	-	-	-
MOROCCO	57	10	16	3	28
NEPAL	3	1	-	-	2
NIGER	6	-	-	-	6
NIGERIA	16	5	3	-	8
OMAN	8	5	1	1	1
PAKISTAN	24	3	6	-	15
ST. HELENA (INCLUDES ASCENSION ISLAND)	1	-	1	-	-
SAUDI ARABIA	652	274	313	61	11
SENEGAL	11	-	-	2	9
SEYCHELLES	3	-	3	-	-
SOMALIA	9	3	-	-	6
SOUTH AFRICA	19	2	3	2	12
SRI LANKA	3	-	-	3	5
SUDAN	19	7	3	-	9
SYRIA	11	2	-	-	9
TANZANIA, UNITED REPUBLIC OF	7	-	-	-	7
TUNISIA	24	14	1	1	8
UPPER VOLTA	7	-	-	-	7
YEMEN (SANA)	16	7	4	-	5
ZAIRE	21	9	5	-	7
ZAMBIA	5	-	-	-	5
AFLCOT	14,184	-	-	12,489	1,695
(4) WESTERN HEMISPHERE	21,073	7,608	2,163	9,251	2,276
ANTIGUA	117	-	4	113	-
ARGENTINA	27	4	7	6	10
BAHAMAS, THE	42	-	2	35	5
BARBADOS	6	-	-	1	5
BERMUDA	1,339	-	-	1,235	84
BOLIVIA	11	4	1	-	6
BRAZIL	222	12	6	5	199
CANADA	655	11	251	379	14
CHILE	15	3	1	1	11
COLOMBIA	23	7	5	3	8
COSTA RICA	10	2	-	-	8
CUBA (GUANTANAMO)	2,164	-	-	1,700	464

TABLE P309A

DEPARTMENT OF DEFENSE
ACTIVE DUTY MILITARY PERSONNEL STRENGTHS BY REGIONAL AREA AND BY COUNTRY

SEPTEMBER 30, 1981

REGIONAL AREA/COUNTRY	TOTAL	ARMY	AIR FORCE	NAVY	MARINE CORPS
DOMINICAN REPUBLIC	17	3	1	4	9
ECUADOR	28	12	4	3	9
EL SALVADOR	43	20	1	1	21
GUATEMALA	13	5	1	-	7
GUYANA	6	-	-	-	6
HAITI	8	1	1	-	6
HONDURAS	22	12	4	-	6
JAMAICA	11	-	-	1	10
MEXICO	28	12	2	2	12
NICARAGUA	10	2	1	-	7
PANAMA	9,566	7,277	1,831	316	142
PARAGUAY	13	3	1	1	8
PERU	24	7	6	3	8
SURINAME	2	2	-	-	-
TURKS AND CAICOS ISLANDS	1	-	1	-	-
URUGUAY	12	4	1	2	5
VENEZUELA	30	5	11	4	10
AFLD/AT	6,612	-	-	5,416	1,196
(5) ANTARCTICA	73	-	-	73	-
(6) EASTERN EUROPE	158	56	18	4	80
BULGARIA	9	2	2	-	5
CZECHOSLOVAKIA	10	1	3	-	6
GERMAN DEMOCRATIC REPUBLIC	40	34	-	-	6
HUNGARY	13	4	2	-	7
POLAND	16	3	1	-	12
ROMANIA	13	3	1	-	9
UNION OF SOVIET SOCIALIST REPUBLICS	40	6	5	3	26
YUGOSLAVIA	17	3	4	1	9
(7) UNDISTRIBUTED	756	55	17	684	-

NOTE. ASHORE INCLUDES TEMPORARILY SHORE-BASED.

SECTION B

TABLE P309B

DEPARTMENT OF DEFENSE

TOTAL CIVILIAN PERSONNEL STRENGTHS
BY REGIONAL AREA AND BY COUNTRY
MILITARY FUNCTIONS

TABLE P3U9B

DEPARTMENT OF DEFENSE
TOTAL CIVILIAN PERSONNEL STRENGTHS BY REGIONAL AREA AND BY COUNTRY
MILITARY FUNCTIONS - SUMMARY

SEPTEMBER 30, 1981

REGIONAL AREA/COUNTRY	TOTAL DIRECT HIRE	TOTAL FOREIGN NATIONALS	U.S. CITIZENS		FOREIGN NATIONALS		FOREIGN NATIONALS INDIRECT HIRE
			DIRECT HIRE	INDIRECT HIRE	DIRECT HIRE	INDIRECT HIRE	
TOTAL WORLDWIDE	939,942	115,510	903,956		35,986		79,524
U.S. TERRITORY AND SPECIAL LOCATIONS							
CONTINENTAL U.S.	865,506	97	865,413		93		4
ALASKA	836,835	62	836,773		62		-
HAWAII	3,941	-	3,941		-		-
AMERICAN SAMOA	18,814	-	18,814		-		-
GUAM	1	-	1		-		-
	3,862	27	3,839		23		4
JOHNSTON ATOLL	2	-			-		-
PUERTO RICO	1,990	-	1,990		-		-
TRUST TERRITORY OF THE PACIFIC ISLANDS	59	8	51		8		-
VIRGIN ISLANDS OF THE U.S.	2	-	2		-		-
TOTAL FOREIGN COUNTRIES	74,436	115,413	38,543		35,893		79,520
(1) WESTERN & SOUTHERN EUROPE							
AUSTRIA	34,341	64,264	28,643		5,698		58,566
BELGIUM*	2	1	1		1		-
CYPRUS	393	486	385		8		478
DENMARK*	1	1	-		1		-
FINLAND	18	14	4		14		-
	3	3	-		3		-
FRANCE*	30	14	16		14		-
GERMANY (FED. REPUBLIC & WEST BERLIN)*	23,743	53,805	23,720		23		53,782
GREECE*	171	601	151		20		581
GREENLAND*	3	-	3		-		-
ICELAND*	1,027	846	181		846		-
ITALY*	3,662	2,507	1,156		2,506		1
LUXEMBOURG*	8	-	8		-		-
MALTA	2	2	-		2		-
NETHERLANDS*	218	355	213		5		350
NORWAY*	55	35	20		35		-
PORTUGAL*	1,123	1,001	122		1,001		-
SPAIN	798	2,077	780		18		2,059
SWEDEN	3	2	1		2		-
SWITZERLAND	4	2	2		2		-
TURKEY*	573	355	218		355		-
UNITED KINGDOM*	2,504	2,157	1,662		842		1,315
*EUROPEAN NATO	(33,528)	(62,176)	(27,859)		(5,669)		(56,507)

TABLE P309B

DEPARTMENT OF DEFENSE
TOTAL CIVILIAN PERSONNEL STRENGTHS BY REGIONAL AREA AND BY COUNTRY
MILITARY FUNCTIONS - SUMMARY

- SEPTEMBER 30, 1981

REGIONAL AREA/COUNTRY	TOTAL DIRECT HIRE		TOTAL FOREIGN NATIONALS		U.S. CITIZENS		FOREIGN NATIONALS		FOREIGN NATIONALS	
	DIRECT HIRE	TOTAL	FOREIGN NATIONALS	TOTAL	DIRECT HIRE	TOTAL	DIRECT HIRE	TOTAL	DIRECT HIRE	TOTAL
(2) EAST ASIA & PACIFIC										
AUSTRALIA	30,348	45,379	45,379	5,923	24,425	20,954				
BURMA	228	210	210	18	210					
CHINA	1	1	1	-	1					
HONG KONG	2	-	-	2	-					
INDONESIA	20	18	18	2	18					
JAPAN (INCLUDING OKINAWA)	29	24	24	5	24					
MALAYSIA	3,322	17,854	17,854	3,309	13	17,841				
NEW ZEALAND	2	1	1	1	1					
PAPUA NEW GUINEA	11	11	11	-	11					
PHILIPPINES	2	2	2	-	2					
	13,100	11,928	11,928	1,179	11,921	7				
REPUBLIC OF KOREA	13,569	15,286	15,286	1,389	12,180	3,106				
SINGAPORE	32	23	23	9	23					
THAILAND	30	21	21	9	21					
(3) AFRICA, YEAR EAST & SOUTH ASIA										
AFGHANISTAN	1,644	490	490	1,154	490					
ALGERIA	2	2	2	-	2					
JARAIN	2	2	2	-	2					
HANGLADESH	63	30	30	33	30					
BRITISH INDIAN OCEAN TERRITORY (INCLUDES DIEGO GARCIA)	1	1	1	-	1					
	9	-	-	9	-					
CAMEROON	1	1	1	-	1					
CHAD	1	1	1	-	1					
EGYPT	223	202	202	21	202					
GHANA	1	1	1	-	1					
INDIA	11	10	10	1	10					
ISRAEL	144	4	4	140	4					
IVORY COAST	2	2	2	-	2					
JORDAN	12	6	6	6	6					
KENYA	2	-	-	2	-					
KUWAIT	1	-	-	1	-					
LEBANON	3	3	3	-	3					
LIBERIA	3	2	2	-	2					
MADAGASCAR	1	1	1	-	1					
MOROCCO	9	7	7	2	7					
NEPAL	2	2	2	-	2					

TABLE P309B

DEPARTMENT OF DEFENSE
TOTAL CIVILIAN PERSONNEL STRENGTHS BY REGIONAL AREA AND BY COUNTRY
MILITARY FUNCTIONS - SUMMARY

SEPTEMBER 30, 1981

REGIONAL AREA/COUNTRY	TOTAL DIRECT HIRE	TOTAL FOREIGN NATIONALS	U.S. CITIZENS DIRECT HIRE	FOREIGN NATIONALS		FOREIGN NATIONALS INDIRECT HIRE
				DIRECT HIRE	INDIRECT HIRE	
NIGERIA	4	3	1	3	-	-
OMAN	10	1	9	1	-	-
PAKISTAN	11	10	1	10	-	-
SAUDI ARABIA	1,101	182	919	182	-	-
SENEGAL	1	1	-	1	-	-
SOMALIA	1	1	-	1	-	-
SOUTH AFRICA	2	1	1	1	-	-
SRI LANKA	1	1	-	1	-	-
SUDAN	3	2	1	2	-	-
SYRIA	2	1	1	1	-	-
TUNISIA	5	4	1	4	-	-
YEMEN (SANA)	8	5	3	5	-	-
ZAIRE	2	1	1	1	-	-
(4) WESTERN HEMISPHERE	7,949	5,260	2,689	5,260	-	-
ANTIGUA	3	-	3	-	-	-
ARGENTINA	13	9	4	9	-	-
BAHAMAS, THE	5	-	5	-	-	-
BERMUDA	449	137	312	137	-	-
BOLIVIA	5	4	1	4	-	-
BRAZIL	18	8	10	8	-	-
CANADA	166	141	25	141	-	-
CHILE	7	4	3	4	-	-
COLOMBIA	17	13	4	13	-	-
COSTA RICA	4	3	1	3	-	-
CUBA (GUANTANAMO)	927	612	315	612	-	-
DOMINICAN REPUBLIC	5	5	-	5	-	-
ECUADOR	10	6	4	6	-	-
EL SALVADOR	6	5	1	5	-	-
GUATEMALA	6	5	1	5	-	-
HAITI	1	1	-	1	-	-
HONDURAS	8	5	3	5	-	-
JAMAICA	1	1	-	1	-	-
MEXICO	5	4	1	4	-	-
NETHERLANDS ANTILLES	2	-	2	-	-	-
NICARAGUA	4	3	1	3	-	-
PANAMA	6,249	4,266	1,983	4,266	-	-
PARAGUAY	7	6	1	6	-	-

TABLE P309B

DEPARTMENT OF DEFENSE
 TOTAL CIVILIAN PERSONNEL STRENGTHS BY REGIONAL AREA AND BY COUNTRY
 MILITARY FUNCTIONS - SUMMARY

SEPTEMBER 30, 1981

REGIONAL AREA/COUNTRY	TOTAL DIRECT HIRE	TOTAL FOREIGN NATIONALS	U.S. CITIZENS		FOREIGN NATIONALS	
			DIRECT HIRE	INDIRECT HIRE	DIRECT HIRE	INDIRECT HIRE
PERU	10	7	3	-	7	-
URUGUAY	6	5	1	-	5	-
VENEZUELA	15	10	5	-	10	-
(5) ANTARCTICA	-	-	-	-	-	-
(6) EASTERN EUROPE	32	20	12	-	20	-
BULGARIA	2	2	-	-	2	-
CZECHOSLOVAKIA	3	2	1	-	2	-
HUNGARY	3	2	1	-	2	-
POLAND	5	3	2	-	3	-
ROMANIA	5	3	2	-	3	-
UNION OF SOVIET SOCIALIST REPUBLICS	9	5	4	-	5	-
YUGOSLAVIA	5	3	2	-	3	-
(7) UNDISTRIBUTED	122	-	122	-	-	-

NOTE. EXCLUDES SPECIAL EMPLOYMENT CATEGORIES FOR STUDENTS
 AND DISADVANTAGED YOUTH.

TABLE P309B

DEPARTMENT OF DEFENSE
ARMY CIVILIAN PERSONNEL STRENGTHS BY REGIONAL AREA AND BY COUNTRY
MILITARY FUNCTIONS

SEPTEMBER 30, 1981

REGIONAL AREA/COUNTRY	TOTAL		TOTAL FOREIGN NATIONALS		U.S. CITIZENS		FOREIGN NATIONALS		FOREIGN NATIONALS	
	DIRECT HIRE	INDIRECT HIRE	INDIRECT HIRE	DIRECT HIRE	DIRECT HIRE	INDIRECT HIRE	INDIRECT HIRE	DIRECT HIRE	INDIRECT HIRE	
TOTAL WORLDWIDE	318,276	69,613	69,613	302,498	15,780	53,833				
U.S. TERRITORY AND SPECIAL LOCATIONS										
CONTINENTAL U.S.	281,542	-	-	281,542	-	-	-	-	-	-
ALASKA	274,070	-	-	274,070	-	-	-	-	-	-
HAWAII	2,298	-	-	2,298	-	-	-	-	-	-
AMERICAN SAMOA	4,194	-	-	4,194	-	-	-	-	-	-
GUAM	1	-	-	1	-	-	-	-	-	-
	6	-	-	6	-	-	-	-	-	-
JOHNSTON ATOLL	2	-	-	2	-	-	-	-	-	-
PUERTO RICO	940	-	-	940	-	-	-	-	-	-
TRUST TERRITORY OF THE PACIFIC ISLANDS	40	-	-	40	-	-	-	-	-	-
VIRGIN ISLANDS OF THE U.S.	1	-	-	1	-	-	-	-	-	-
TOTAL FOREIGN COUNTRIES	36,736	69,613	69,613	20,956	15,780	53,833				
(1) WESTERN & SOUTHERN EUROPE	18,392	48,795	48,795	16,863	1,519	47,276				
BELGIUM*	244	465	465	240	4	461				
DENMARK*	3	2	2	1	2	-				
FRANCE*	12	6	6	6	6	-				
GERMANY (FED. REPUBLIC & WEST BERLIN)*	16,275	46,550	46,550	16,258	17	46,533				
GREECE*	22	29	29	9	13	16				
ITALY*	1,174	949	949	225	949	-				
LUXEMBOURG*	7	-	-	7	-	-				
NETHERLANDS*	58	268	268	56	2	266				
NORWAY*	2	2	2	-	2	-				
PORTUGAL*	12	9	9	3	9	-				
SPAIN	23	14	14	9	14	-				
TURKEY*	35	26	26	9	26	-				
UNITED KINGDOM*	515	475	475	40	475	-				
*EUROPEAN NATO	(18,359)	(48,781)	(48,781)	(16,854)	(1,505)	(47,276)				
(2) EAST ASIA & PACIFIC	12,386	17,121	17,121	1,822	10,564	6,557				
JAPAN (INCLUDING OKINAWA)	756	3,452	3,452	756	-	3,452				
MALAYSIA	1	-	-	1	-	-				
REPUBLIC OF KOREA	11,628	13,669	13,669	1,064	10,564	3,105				
THAILAND	1	-	-	1	-	-				
(3) AFRICA, NEAR EAST & SOUTH ASIA	1,197	203	203	994	203	-				
EGYPT	11	4	4	7	4	-				
ISRAEL	127	-	-	127	-	-				

TABLE P309B

DEPARTMENT OF DEFENSE
ARMY CIVILIAN PERSONNEL STRENGTHS BY REGIONAL AREA AND BY COUNTRY
MILITARY FUNCTIONS

SEPTEMBER 30, 1981

REGIONAL AREA/COUNTRY	TOTAL		TOTAL FOREIGN NATIONALS		U.S. CITIZENS		FOREIGN NATIONALS		FOREIGN NATIONALS	
	DIRECT HIRE	INDIRECT HIRE	DIRECT HIRE	INDIRECT HIRE	DIRECT HIRE	INDIRECT HIRE	DIRECT HIRE	INDIRECT HIRE	DIRECT HIRE	INDIRECT HIRE
JORDAN	9	4	4	5						
KENYA	2	-	-	2						
LEBANON	1	1	1	-						
LIBERIA	2	1	1	1						
MOROCCO	5	4	4	1						
NIGERIA	1	1	1	-						
OKLAHOMA	9	-	-	9						
SAUDI ARABIA	1,021	180	180	841						
SUDAN	1	1	1	-						
TUNISIA	4	3	3	1						
YEMEN (SANA)	4	4	4	-						
(4) WESTERN HEMISPHERE	4,649	3,496	3,496	1,155						
ARGENTINA	7	6	6	1						
BRAZIL	6	3	3	3						
CANADA	2	2	2	-						
COLOMBIA	10	8	8	2						
COSTA RICA	3	3	3	-						
DOMINICAN REPUBLIC	3	3	3	-						
ECUADOR	5	4	4	1						
EL SALVADOR	4	3	3	1						
GUATEMALA	3	3	3	-						
HONDURAS	6	4	4	2						
NICARAGUA	2	2	2	-						
PANAMA	4,580	3,437	3,437	1,143						
PARAGUAY	4	4	4	-						
PERU	4	4	4	-						
URUGUAY	3	3	3	-						
VENEZUELA	7	5	5	2						
(5) ANTARCTICA	-	-	-	-						
(6) EASTERN EUROPE	-	-	-	-						
(7) UNDISTRIBUTED	122	-	-	122						

NOTE. EXCLUDES SPECIAL EMPLOYMENT CATEGORIES FOR STUDENTS AND DISADVANTAGED YOUTH.

TABLE P309B

DEPARTMENT OF DEFENSE
AIR FORCE CIVILIAN PERSONNEL STRENGTHS BY REGIONAL AREA AND BY COUNTRY
MILITARY FUNCTIONS

SEPTEMBER 30, 1981

REGIONAL AREA/COUNTRY	TOTAL DIRECT HIRE	TOTAL FOREIGN NATIONALS	U.S.		FOREIGN NATIONALS		FOREIGN NATIONALS INDIRECT HIRE
			DIRECT HIRE	DIRECT HIRE	DIRECT HIRE	DIRECT HIRE	
TOTAL WORLDWIDE	232,933	19,759	226,406	6,527	6,527	13,232	
U.S. TERRITORY AND SPECIAL LOCATIONS							
CONTINENTAL U.S.	221,430	-	221,430	-	-	-	-
ALASKA	217,212	-	217,212	-	-	-	-
HAWAII	1,441	-	1,441	-	-	-	-
GUAM	2,106	-	2,106	-	-	-	-
	671	-	671	-	-	-	-
TOTAL FOREIGN COUNTRIES	11,503	19,759	4,976	6,527	6,527	13,232	
(1) WESTERN & SOUTHERN EUROPE							
BELGIUM*	5,706	10,550	3,654	2,052	2,052	8,498	
DENMARK*	22	2	22	-	-	2	
FRANCE*	7	5	2	5	5	-	
GERMANY (FED. REPUBLIC & WEST BERLIN)*	4	-	4	-	-	-	
GREECE*	1,966	5,995	1,965	1	1	5,994	
	77	431	77	-	-	431	
GREENLAND*	3	-	3	-	-	-	
ICELAND*	83	60	23	60	60	-	
ITALY*	702	590	112	590	590	-	
NETHERLANDS*	59	71	69	-	-	71	
NORWAY*	34	31	3	31	31	-	
PORTUGAL*	1,024	941	83	941	941	-	
SPAIN	257	856	257	-	-	856	
TURKEY*	426	300	126	300	300	-	
UNITED KINGDOM*	1,032	1,268	908	124	124	1,144	
	(5,449)	(9,694)	(3,397)	(2,052)	(2,052)	(7,642)	
*EUROPEAN NATO							
(2) EAST ASIA & PACIFIC							
AUSTRALIA	5,061	8,702	1,093	3,968	3,968	4,734	
HONG KONG	2	-	2	-	-	-	
JAPAN (INCLUDING OKINAWA)	2	-	2	-	-	-	
PHILIPPINES	659	4,739	654	5	5	4,734	
REPUBLIC OF KOREA	2,889	2,554	335	2,554	2,554	-	
THAILAND	1,508	1,409	99	1,409	1,409	-	
	1	-	1	-	-	-	
(3) AFRICA, NEAR EAST & SOUTH ASIA							
EGYPT	60	-	60	-	-	-	
ISRAEL	10	-	10	-	-	-	
MOROCCO	3	-	3	-	-	-	
SAUDI ARABIA	1	-	1	-	-	-	
SUDAN	41	-	41	-	-	-	
	1	-	1	-	-	-	

TABLE P309B

DEPARTMENT OF DEFENSE
 AIR FORCE CIVILIAN PERSONNEL STRENGTHS BY REGIONAL AREA AND BY COUNTRY
 MILITARY FUNCTIONS

SEPTEMBER 30, 1981

REGIONAL AREA/COUNTRY	TOTAL DIRECT HIRE	TOTAL FOREIGN NATIONALS		U.S. CITIZENS		FOREIGN NATIONALS		FOREIGN NATIONALS	
		INDIRECT HIRE	DIRECT HIRE	INDIRECT HIRE	DIRECT HIRE	INDIRECT HIRE	DIRECT HIRE	INDIRECT HIRE	DIRECT HIRE
YEMEN (SANA)	3	-	-	-	3	-	-	-	-
ZAIRE	1	-	-	-	1	-	-	-	-
(4) WESTERN HEMISPHERE	676	507	507	169	169	507	507	-	-
CANADA	4	-	-	4	4	-	-	-	-
PANAMA	672	507	507	165	165	507	507	-	-
(5) ANTARCTICA	-	-	-	-	-	-	-	-	-
(6) EASTERN EUROPE	-	-	-	-	-	-	-	-	-
(7) UNDISTRIBUTED	-	-	-	-	-	-	-	-	-

NOTE. EXCLUDES SPECIAL EMPLOYMENT CATEGORIES FOR STUDENTS
 AND DISADVANTAGED YOUTH.

TABLE P309B

DEPARTMENT OF DEFENSE
NAVY CIVILIAN PERSONNEL STRENGTHS BY REGIONAL AREA AND BY COUNTRY
MILITARY FUNCTIONS

SEPTEMBER 30, 1981

REGIONAL AREA/COUNTRY	TOTAL		TOTAL FOREIGN NATIONALS		U.S. CITIZENS		FOREIGN NATIONALS		FOREIGN NATIONALS	
	DIRECT HIRE	INDIRECT HIRE	DIRECT HIRE	INDIRECT HIRE	DIRECT HIRE	INDIRECT HIRE	DIRECT HIRE	INDIRECT HIRE	DIRECT HIRE	INDIRECT HIRE
TOTAL WORLDWIDE	310,123	23,826	23,826	297,032	13,091	10,735				
U.S. TERRITORY AND SPECIAL LOCATIONS										
CONTINENTAL U.S.	294,301	95	294,210	91	60	4				
ALASKA	277,608	60	277,548	60	-	-				
HAWAII	166	-	166	-	-	-				
GUAM	12,308	-	12,308	-	-	-				
PUERTO RICO	3,167	27	3,144	23	23	4				
	1,034	-	1,034	-	-	-				
TRUST TERRITORY OF THE PACIFIC ISLANDS	17	8	9	8	-	-				
VIRGIN ISLANDS OF THE U.S.	1	-	1	-	-	-				
TOTAL FOREIGN COUNTRIES	15,822	23,731	2,822	13,000	10,731					
(1) WESTERN & SOUTHERN EUROPE										
GERMANY (FED. REPUBLIC & WEST BERLIN)*	2,798	3,266	859	1,939	1,327					
GREECE*	10	28	10	-	28					
ICELAND*	19	118	16	3	115					
ITALY*	870	784	86	784	-					
PORTUGAL*	1,281	875	407	874	1					
	51	43	8	43	-					
SPAIN	195	1,118	195	-	1,118					
UNITED KINGDOM*	372	300	137	235	65					
*EUROPEAN NATO	(2,603)	(2,148)	(664)	(1,939)	(209)					
(2) EAST ASIA & PACIFIC										
AUSTRALIA	11,004	1,092	1,316	9,688	9,404					
HONG KONG	223	208	15	208	-					
INDONESIA	9	9	-	9	-					
JAPAN (INCLUDING OKINAWA)	23	19	4	19	-					
NEW ZEALAND	776	9,399	775	1	9,398					
	10	10	-	10	-					
PAPUA NEW GUINEA	2	2	-	2	-					
PHILIPPINES	9,730	9,272	464	9,266	6					
REPUBLIC OF KOREA	184	139	45	139	-					
SINGAPORE	27	19	8	19	-					
THAILAND	20	15	5	15	-					
(3) AFRICA, NEAR EAST & SOUTH ASIA										
BAHRAIN	274	235	39	235	-					
BRITISH INDIAN OCEAN TERRITORY	36	30	6	30	-					
(INCLUDES DIEGO GARCIA)	9	-	9	-	-					
EGYPT	194	193	1	193	-					

TABLE P3098

DEPARTMENT OF DEFENSE
NAVY CIVILIAN PERSONNEL STRENGTHS BY REGIONAL AREA AND BY COUNTRY
MILITARY FUNCTIONS

SEPTEMBER 30, 1981

REGIONAL AREA/COUNTRY	TOTAL DIRECT HIRE	TOTAL FOREIGN NATIONALS	U.S. CITIZENS		FOREIGN NATIONALS		FOREIGN NATIONALS INDIRECT HIRE
			DIRECT HIRE	INDIRECT HIRE	DIRECT HIRE	INDIRECT HIRE	
INDIA	6	5	1		5		
ISRAEL	1	-	1		-		
KUWAIT	1	-	1		-		
PAKISTAN	8	7	1		7		
SAUDI ARABIA	19	-	19		-		
(4) WESTERN HEMISPHERE	1,746	1,138	608		1,138		
BAHAMAS, THE	5	-	5		-		
BERMUDA	403	136	267		136		
CANADA	110	109	1		109		
CUBA (GUANTANAMO)	856	611	245		611		
NICARAGUA	1	1	-		1		
PANAMA	371	281	90		281		
(5) ANTARCTICA	-	-	-		-		
(6) EASTERN EUROPE	-	-	-		-		
(7) UNDISTRIBUTED	-	-	-		-		

NOTE. EXCLUDES SPECIAL EMPLOYMENT CATEGORIES FOR STUDENTS
AND DISADVANTAGED YOUTH.

TABLE P3C9b

DEPARTMENT OF DEFENSE
 OSD-JCS AND OTHER DEFENSE ACTIVITIES
 CIVILIAN PERSONNEL STRENGTHS BY REGIONAL AREA AND BY COUNTRY
 MILITARY FUNCTIONS

SEPTEMBER 30, 1981

REGIONAL AREA/COUNTRY	TOTAL		TOTAL FOREIGN NATIONALS		U.S. CITIZENS		FOREIGN NATIONALS		FOREIGN NATIONALS	
	DIRECT HIRE	INDIRECT HIRE	DIRECT HIRE	INDIRECT HIRE	DIRECT HIRE	INDIRECT HIRE	DIRECT HIRE	INDIRECT HIRE	DIRECT HIRE	INDIRECT HIRE
TOTAL WORLDWIDE	78,608	2,312	78,020	588	78,020	588	1,724	1,724	1,724	1,724
U.S. TERRITORY AND SPECIAL LOCATIONS										
CONTINENTAL U.S.	68,233	2	68,231	2	68,231	2				
ALASKA	67,945	-	67,945	-	67,945	-				
HAWAII	46	-	46	-	46	-				
GUAM	206	-	206	-	206	-				
PUERTO RICO	18	-	18	-	18	-				
TRUST TERRITORY OF THE PACIFIC ISLANDS	16	-	16	-	16	-				
	2	-	2	-	2	-				
TOTAL FOREIGN COUNTRIES	10,375	2,310	9,789	586	9,789	586	1,724	1,724	1,724	1,724
(1) WESTERN & SOUTHERN EUROPE										
AUSTRIA	7,455	1,653	7,267	188	7,267	188	1,465	1,465	1,465	1,465
BELGIUM*	2	1	1	1	1	1				
127	19	123	4	15	123	4	15	15	15	15
CYPRUS	1	1	1	1	1	1				
DENMARK*	8	7	1	7	1	7				
FINLAND	3	3	-	3	-	3				
FRANCE*	14	8	6	8	6	8				
GERMANY (FED. REPUBLIC & WEST BERLIN)*	5,492	1,232	5,487	5	5,487	5	1,227	1,227	1,227	1,227
GREECE*	53	23	49	4	49	4	19	19	19	19
ICELAND*	74	2	72	2	72	2				
ITALY*	505	93	412	93	412	93				
LUXEMBOURG*	1	-	1	-	1	-				
MALTA	2	2	-	2	-	2				
NETHERLANDS*	91	16	88	3	88	3	13	13	13	13
NORWAY*	19	2	17	2	17	2				
PORTUGAL*	36	8	28	8	28	8				
SPAIN	323	89	319	4	319	4	85	85	85	85
SWEDEN	3	2	1	2	1	2				
SWITZERLAND	4	2	2	2	2	2				
TURKEY*	112	29	83	29	83	29				
UNITED KINGDOM*	585	114	577	8	577	8	106	106	106	106
*EUROPEAN NATO	(7,117)	(1,553)	(6,944)	(173)	(6,944)	(173)	(1,380)	(1,380)	(1,380)	(1,380)
(2) EAST ASIA & PACIFIC										
AUSTRALIA	1,897	464	1,692	205	1,692	205	259	259	259	259
HURMA	3	2	1	2	1	2				
CHINA	1	1	-	1	-	1				
2	2	-	2	-	2	-				
HONG KONG	9	9	-	9	-	9				

TABLE P309B

DEPARTMENT OF DEFENSE
OSD-JCS AND OTHER DEFENSE ACTIVITIES
CIVILIAN PERSONNEL STRENGTHS BY REGIONAL AREA AND BY COUNTRY
MILITARY FUNCTIONS

SEPTEMBER 30, 1981

REGIONAL AREA/COUNTRY	TOTAL DIRECT HIRE		TOTAL FOREIGN NATIONALS		U.S. CITIZENS		FOREIGN NATIONALS		FOREIGN NATIONALS	
	DIRECT HIRE	TOTAL	FOREIGN NATIONALS	TOTAL	DIRECT HIRE	INDIRECT HIRE	DIRECT HIRE	INDIRECT HIRE	DIRECT HIRE	INDIRECT HIRE
INDONESIA	6	5	5	1	1	5	5	1	5	1
JAPAN (INCLUDING OKINAWA)	1,131	264	264	1,124	1,124	7	7	257	7	257
MALAYSIA	1	1	1	1	1	1	1	1	1	1
NEW ZEALAND	1	1	1	1	1	1	1	1	1	1
PHILIPPINES	481	102	102	380	380	101	101	1	101	1
REPUBLIC OF KOREA	249	69	69	181	181	68	68	1	68	1
SINGAPORE	5	4	4	1	1	4	4	1	4	1
THAILAND	8	6	6	2	2	6	6	1	6	1
(3) AFRICA, NEAR EAST & SOUTH ASIA	113	52	52	61	61	52	52	1	52	1
AFGHANISTAN	2	2	2	2	2	2	2	1	2	1
ALGERIA	2	2	2	2	2	2	2	1	2	1
BAHRAIN	27	27	27	27	27	27	27	1	27	1
BANGLADESH	1	1	1	1	1	1	1	1	1	1
CAMEROON	1	1	1	1	1	1	1	1	1	1
CHAD	1	1	1	1	1	1	1	1	1	1
EGYPT	8	5	5	3	3	5	5	1	5	1
GHANA	1	1	1	1	1	1	1	1	1	1
INDIA	5	5	5	5	5	5	5	1	5	1
ISRAEL	13	4	4	9	9	4	4	1	4	1
IVORY COAST	2	2	2	2	2	2	2	1	2	1
JORDAN	3	2	2	1	1	2	2	1	2	1
LEBANON	2	2	2	2	2	2	2	1	2	1
LIBERIA	1	1	1	1	1	1	1	1	1	1
MADAGASCAR	1	1	1	1	1	1	1	1	1	1
MOROCCO	3	3	3	3	3	3	3	1	3	1
NEPAL	2	2	2	2	2	2	2	1	2	1
NIGERIA	3	2	2	1	1	2	2	1	2	1
OMAN	1	1	1	1	1	1	1	1	1	1
PAKISTAN	3	3	3	3	3	3	3	1	3	1
SAUDI ARABIA	20	2	2	18	18	2	2	1	2	1
SENEGAL	1	1	1	1	1	1	1	1	1	1
SOMALIA	1	1	1	1	1	1	1	1	1	1
SOUTH AFRICA	2	1	1	1	1	1	1	1	1	1
SRI LANKA	1	1	1	1	1	1	1	1	1	1
SUDAN	1	1	1	1	1	1	1	1	1	1
SYRIA	2	1	1	1	1	1	1	1	1	1
TUNISIA	1	1	1	1	1	1	1	1	1	1

TABLE P309B

DEPARTMENT OF DEFENSE
CSD-JCS AND OTHER DEFENSE ACTIVITIES
CIVILIAN PERSONNEL STRENGTHS BY REGIONAL AREA AND BY COUNTRY
MILITARY FUNCTIONS

SEPTEMBER 30, 1981

REGIONAL AREA/COUNTRY	TOTAL		U.S. CITIZENS		FOREIGN NATIONALS		FOREIGN NATIONALS	
	DIRECT HIRE	FOREIGN NATIONALS	DIRECT HIRE	INDIRECT HIRE	DIRECT HIRE	INDIRECT HIRE	DIRECT HIRE	INDIRECT HIRE
YEMEN (SABA)	1	1	-	-	-	-	1	-
ZAIRE	1	1	-	-	-	-	1	-
(4) WESTERN HEMISPHERE	878	121	757	121	121	-	-	-
ANTIGUA	3	-	3	-	-	-	-	-
ARGENTINA	6	3	3	3	-	-	-	-
BERMUDA	46	1	45	1	-	-	-	-
BOLIVIA	5	4	1	4	-	-	-	-
BRAZIL	12	5	7	5	-	-	-	-
CANADA	50	30	20	30	-	-	-	-
CHILE	7	4	3	4	-	-	-	-
COLOMBIA	7	5	2	5	-	-	-	-
COSTA RICA	1	-	1	-	-	-	-	-
CUBA (GUANTANAMO)	71	1	70	1	-	-	-	-
DOMINICAN REPUBLIC	2	2	-	2	-	-	-	-
ECUADOR	5	2	3	2	-	-	-	-
EL SALVADOR	2	2	-	2	-	-	-	-
GUATEMALA	3	2	1	2	-	-	-	-
HAITI	1	1	-	1	-	-	-	-
HONDURAS	2	1	1	1	-	-	-	-
JAMAICA	1	1	-	1	-	-	-	-
MEXICO	5	4	1	4	-	-	-	-
NETHERLANDS ANTILLES	2	-	2	-	-	-	-	-
NICARAGUA	1	-	1	-	-	-	-	-
PANAMA	626	41	585	41	-	-	-	-
PARAGUAY	3	2	1	2	-	-	-	-
PERU	6	3	3	3	-	-	-	-
URUGUAY	3	2	1	2	-	-	-	-
VENEZUELA	8	5	3	5	-	-	-	-
(5) ANTARCTICA	-	-	-	-	-	-	-	-
(6) EASTERN EUROPE	32	20	12	20	-	-	-	-
BULGARIA	2	2	-	2	-	-	-	-
CZECHOSLOVAKIA	3	2	1	2	-	-	-	-
HUNGARY	3	2	1	2	-	-	-	-
POLAND	5	3	2	3	-	-	-	-
ROMANIA	5	3	2	3	-	-	-	-

TABLE P309B

DEPARTMENT OF DEFENSE
 OSD-JCS AND OTHER DEFENSE ACTIVITIES
 CIVILIAN PERSONNEL STRENGTHS BY REGIONAL AREA AND BY COUNTRY
 - MILITARY FUNCTIONS

SEPTEMBER 30, 1981

REGIONAL AREA/COUNTRY	TOTAL DIRECT HIRE	TOTAL		U.S. CITIZENS		FOREIGN NATIONALS	
		FOREIGN NATIONALS	U.S. CITIZENS	DIRECT HIRE	INDIRECT HIRE	DIRECT HIRE	INDIRECT HIRE
UNION OF SOVIET SOCIALIST REPUBLICS	9	5	4	5	5	-	-
YUGOSLAVIA	5	3	2	3	3	-	-
(7) UNDISTRIBUTED	-	-	-	-	-	-	-

NOTE. EXCLUDES SPECIAL EMPLOYMENT CATEGORIES FOR STUDENTS
 AND DISADVANTAGED YOUTH.

SECTION C

DEPARTMENT OF DEFENSE

DEPENDENTS OF
MILITARY AND CIVILIAN PERSONNEL

TABLE P14

DEPARTMENT OF DEFENSE
SUMMARY OF DEPENDENTS OF MILITARY & CIVILIAN PERSONNEL

SEPTEMBER 30, 1981

A. TYPE OF DEPENDENTS OF ACTIVE DUTY MILITARY PERSONNEL

DEPENDENT RELATIONSHIP	TOTAL DEPARTMENT OF DEFENSE			
	ARMY	NAVY	MARINE CORPS	AIR FORCE
TOTAL DEPENDENTS	1,014,652	555,063	160,561	827,718
SPOUSES	353,033	237,455	66,961	349,597
CHILDREN	593,008	314,683	93,108	475,250
PARENTS	30,680	2,725	492	2,871
ALL OTHER	44,219	200	-	-

B. LOCATION OF DEPENDENTS OF ACTIVE DUTY MILITARY PERSONNEL

LOCATION	TOTAL DEPARTMENT OF DEFENSE			
	ARMY	NAVY	MARINE CORPS	AIR FORCE
WORLDWIDE	1,014,652	555,063	160,561	827,718
CONTINENTAL U.S.	807,078	492,294	142,353	683,687
ALASKA	6,979	1,267	110	11,973
HAWAII	14,073	18,003	9,572	8,676
U.S. TERRITORIES	816	8,770	606	5,037
FOREIGN COUNTRIES	185,706	34,729	7,920	118,345

TABLE P14 (concluded)

DEPARTMENT OF DEFENSE
SUMMARY OF DEPENDENTS OF MILITARY & CIVILIAN PERSONNEL - SEPTEMBER 30, 1981

C. DEPENDENTS OF U.S. CITIZENS CIVILIAN EMPLOYEES A/

LOCATION	TOTAL DEPARTMENT OF DEFENSE	ARMY	NAVY	AIR FORCE	OSD-JCS & OTHER DEFENSE ACTIVITIES
ALL LOCATIONS BELOW	21,529	11,657	3,164	5,803	905
ALASKA	1,227	716	165	324	22
HAWAII	543	196	114	174	59
U.S. TERRITORIES	746	93	448	159	46
FOREIGN COUNTRIES	19,013	10,652	2,437	5,146	778

A/ FOR ALASKA, HAWAII, AND U.S. TERRITORIES, EXCLUDED ARE DEPENDENTS OF CITIZENS WHO ARE EMPLOYED IN THE STATE OR TERRITORY OF THEIR PERMANENT RESIDENCE.

TABLE P103C
 DEPARTMENT OF DEFENSE
 DEPENDENT STRENGTHS BY REGIONAL AREA AND BY COUNTRY
 SEPTEMBER 30, 1981

REGIONAL AREA/COUNTRY	TOTAL DEPENDENTS OF MILITARY AND CIVILIAN EMPLOYEES					OSD AND DEFENSE AGENCIES
	TOTAL	ARMY	AIR FORCE	NAVY	MARINE CORPS	
TOTAL WORLDWIDE	2,579,523	1,026,309	833,521	558,227	160,561	905
U.S. TERRITORY AND SPECIAL LOCATIONS	2,213,810	829,951	710,030	521,061	152,641	127
CONTINENTAL U.S.	2,125,412	807,078	683,687	492,294	142,353	-
ALASKA	21,556	7,695	12,297	1,432	110	22
HAWAII	50,867	14,269	8,850	18,117	9,572	59
AMERICAN SAMOA	14	3	-	-	11	-
GUAM	12,682	57	5,099	7,189	334	3
PUERTO RICO	3,254	839	97	2,024	258	36
TRUST TERRITORY OF THE PACIFIC ISLANDS	7	-	-	-	-	7
VIRGIN ISLANDS OF THE U.S.	18	10	-	5	3	-
TOTAL FOREIGN COUNTRIES	365,713	196,358	123,491	37,166	7,920	778
(1) WESTERN & SOUTHERN EUROPE	281,510	176,010	89,546	14,359	1,166	429
AUSTRIA	35	8	8	3	-	16
BELGIUM*	3,623	2,245	1,091	169	33	95
CYPRUS	6	2	-	-	4	-
DENMARK*	52	5	18	14	15	-
FINLAND	40	13	4	7	4	12
FRANCE*	80	20	32	12	12	4
GERMANY (FED. REPUBLIC & WEST BERLIN)*	209,258	166,824	41,563	456	149	266
GREECE*	3,514	478	2,465	354	11	6
ICELAND*	2,001	-	498	1,437	66	-
IRELAND	17	8	-	-	9	-
ITALY*	14,372	4,515	4,584	5,096	158	19
LUXEMBOURG*	8	-	-	-	5	3
NETHERLANDS*	3,130	828	2,244	33	21	4
NORWAY*	354	60	203	58	33	-
PORTUGAL*	1,676	22	1,259	391	4	-
SPAIN	9,957	47	7,009	2,677	222	2
SWEDEN	45	3	17	12	13	-
SWITZERLAND	25	6	6	3	10	-
TURKEY*	2,769	663	2,049	42	15	-
UNITED KINGDOM*	30,748	263	26,496	3,595	382	12

*NATO COUNTRIES

TABLE P309C

DEPARTMENT OF DEFENSE
DEPENDENT STRENGTHS BY REGIONAL AREA AND BY COUNTRY

SEPTEMBER 30, 1981

TOTAL DEPENDENTS OF MILITARY AND CIVILIAN EMPLOYEES							OSD AND DEFENSE AGENCIES
REGIONAL AREA/COUNTRY	TOTAL	ARMY	AIR FORCE	NAVY	MARINE CORPS		
(2) EAST ASIA & PACIFIC	65,776	11,599	29,470	18,729	5,824	154	
AUSTRALIA	776	5	372	376	23	-	
BURMA	12	4	4	-	4	-	
CHINA	27	7	1	9	10	-	
FIJI	6	-	-	6	-	-	
HONG KONG	64	18	13	18	15	-	
INDONESIA	62	9	12	26	13	2	
JAPAN (INCLUDING OKINAWA)	33,696	3,573	16,107	9,048	4,874	94	
MALAYSIA	33	21	9	3	-	-	
NEW ZEALAND	104	5	26	68	5	-	
PHILIPPINES	21,071	54	11,423	8,823	758	13	
REPUBLIC OF KOREA	9,724	7,859	1,433	302	89	41	
SINGAPORE	40	5	5	20	7	3	
THAILAND	161	39	65	30	26	1	
(3) AFRICA, NEAR EAST & SOUTH ASIA	1,095	360	361	189	145	40	
AFGHANISTAN	3	-	-	-	3	-	
ALGERIA	4	4	-	-	-	-	
BAHRAIN	35	-	-	35	-	-	
BANGLADESH	2	2	-	-	-	-	
CAMEROON	4	3	-	-	1	-	
EGYPT	96	11	30	51	4	-	
ETHIOPIA	2	-	-	1	1	-	
GABON	2	-	-	-	2	-	
GHANA	5	5	-	-	-	-	
INDIA	39	6	13	10	10	-	
ISRAEL	64	10	33	13	8	-	
IVORY COAST	10	7	-	-	3	-	
JORDAN	21	10	11	-	-	-	
KENYA	21	-	7	3	11	-	
KUWAIT	10	-	3	2	5	-	
LIBERIA	17	8	1	4	4	-	
MADAGASCAR	6	-	-	-	6	-	
MALAWI	5	5	-	-	-	-	
MOROCCO	41	4	11	12	14	-	
NEPAL	1	1	-	-	-	-	

TABLE P3C9C

DEPARTMENT OF DEFENSE
DEPENDENT STRENGTHS BY REGIONAL AREA AND BY COUNTRY

SEPTEMBER 30, 1981

TOTAL DEPENDENTS OF MILITARY AND CIVILIAN EMPLOYEES

REGIONAL AREA/COUNTRY	TOTAL	ARMY	AIR FORCE	NAVY	MARINE CORPS	OSD AND DEFENSE AGENCIES
NIGERIA	1	-	-	-	1	-
GHANA	17	1	9	-	4	3
PAKISTAN	13	3	4	4	2	-
REPUBLIC OF CAPE VERDE	1	-	-	-	1	-
SAUDI ARABIA	489	205	210	29	8	37
SENEGAL	10	-	-	10	-	-
SOVALIA	10	6	3	-	1	-
SOUTH AFRICA	23	4	4	9	6	-
SRI LANKA	6	-	-	2	4	-
SUDAN	11	7	4	-	-	-
SYRIA	14	3	-	-	11	-
TANZANIA, UNITED REPUBLIC OF	12	-	-	-	12	-
TUNISIA	42	28	3	2	9	-
UPPER VOLTA	4	-	-	-	4	-
YEMEN (SABA)	15	9	3	-	3	-
ZAIRE	32	18	11	-	3	-
ZAMBIA	6	-	-	2	4	-
(4) WESTERN HEMISPHERE	16,450	8,296	3,411	3,863	745	135
ANTIGUA	96	-	3	93	-	-
ARGENTINA	53	27	8	11	7	-
BAHAMAS, THE	46	-	-	41	5	-
BARBADOS	3	3	-	2	3	-
BELIZE	1	-	-	1	-	-
BERMUDA	1,081	-	-	1,019	62	-
BOLIVIA	7	6	1	-	-	-
BRAZIL	55	12	20	7	14	2
CANADA	882	3	393	422	47	17
CHILE	21	6	1	4	6	4
COLOMBIA	44	11	13	7	10	3
COSTA RICA	12	7	-	1	3	1
CUBA (GUANTANAMO)	1,935	-	-	1,646	186	3
DOMINICAN REPUBLIC	30	3	4	12	11	-
ECUADOR	38	7	12	5	5	9
EL SALVADOR	4	-	-	1	3	-
GUATEMALA	21	14	2	-	2	3

TABLE P309C

DEPARTMENT OF DEFENSE
DEPENDENT STRENGTHS BY REGIONAL AREA AND BY COUNTRY

SEPTEMBER 30, 1981

REGIONAL AREA/COUNTRY	TOTAL	ARMY	AIR FORCE	NAVY	MARINE CORPS	OSD AND DEFENSE AGENCIES
GUAYANA	1	-	-	-	1	-
HAITI	8	1	1	2	4	-
HONDURAS	24	6	8	1	8	1
JAMAICA	8	-	-	8	-	-
MEXICO	79	8	4	34	33	-
NETHERLANDS ANTILLES	1	-	-	1	-	-
NICARAGUA	10	6	4	-	-	-
PANAMA	11,917	8,109	2,886	533	313	76
PARAGUAY	16	4	3	-	2	7
PERU	59	28	18	6	3	4
ST. LUCIA	1	-	-	-	1	-
SURINAME	3	3	-	-	-	-
TRINIDAD AND TOBAGO	1	-	-	-	1	-
URUGUAY	24	16	5	-	3	-
VENEZUELA	64	16	25	6	12	5
(5) ANTARCTICA	-	-	-	-	-	-
(6) EASTERN EUROPE	211	93	32	26	40	20
BULGARIA	4	2	2	-	-	-
CZECHOSLOVAKIA	6	-	3	-	3	-
GERMAN DEMOCRATIC REPUBLIC	67	55	-	-	12	-
HUNGARY	15	5	3	4	3	-
POLAND	19	6	2	2	6	3
ROMANIA	15	5	3	3	4	-
UNION OF SOVIET SOCIALIST REPUBLICS	66	17	11	15	9	14
YUGOSLAVIA	19	3	8	2	3	3
(7) UNDISTRIBUTED	671	-	671	-	-	-

NOTE: DEPENDENTS OF CIVILIAN EMPLOYEES EXCLUDES DEPENDENTS OF U.S. CITIZEN CIVILIANS IN ALASKA, HAWAII, AND U.S. TERRITORIES WHO ARE PERMANENT RESIDENTS AND EMPLOYED IN THE STATE OR TERRITORY OF THEIR RESIDENCE.

TABLE P3C9C

DEPARTMENT OF DEFENSE
DEPENDENT STRENGTHS BY REGIONAL AREA AND BY COUNTRY

SEPTEMBER 30, 1941

REGIONAL AREA/COUNTRY	DEPENDENTS OF ACTIVE DUTY MILITARY				
	TOTAL	ARMY	AIR FORCE	NAVY	MARINE CORPS
TOTAL WORLDWIDE	2,557,694	1,014,652	827,718	555,063	160,561
U.S. TERRITORY AND SPECIAL LOCATIONS					
CONTINENTAL U.S.	2,211,294	828,946	709,373	520,334	152,641
ALASKA	2,125,412	807,078	683,687	492,294	142,353
HAWAII	20,329	6,979	11,973	1,267	110
AMERICAN SAMOA	50,324	14,073	8,676	18,003	9,572
GUAM	14	3	-	-	11
PUERTO RICO	12,102	52	4,940	6,776	334
TRUST TERRITORY OF THE PACIFIC ISLANDS	3,099	755	97	1,989	258
VIRGIN ISLANDS OF THE U.S.	-	-	-	-	-
	14	6	-	5	3
TOTAL FOREIGN COUNTRIES	346,700	185,706	114,345	34,729	7,920
COMMAND SPONSORED	-	-	-	-	-
NON-COMMAND SPONSORED	-	-	-	-	-
(1) WESTERN & SOUTHERN EUROPE					
AUSTRIA	267,867	166,670	85,969	14,062	1,166
BELGIUM*	15	8	3	-	-
CYPRUS	3,139	1,934	1,053	169	33
DENMARK*	4	2	-	-	4
FINLAND	51	5	17	14	15
	28	13	4	7	4
FRANCE*	69	18	27	12	12
GERMANY (FED. REPUBLIC & WEST BERLIN)*	199,664	158,667	40,399	449	149
GREECE*	3,179	477	2,345	346	11
ICELAND*	1,928	-	498	1,364	66
IRELAND	17	8	-	-	9
ITALY*	13,276	3,710	4,457	4,951	158
LUXEMBOURG*	5	-	-	-	5
NETHERLANDS*	3,040	819	2,167	33	21
NORWAY*	353	60	202	58	33
PORTUGAL*	1,590	22	1,173	391	4
SPAIN	9,319	47	6,385	2,665	222
SWEDEN	45	3	17	12	13
SWITZERLAND	25	6	6	3	10
TURKEY*	2,661	654	1,948	42	15
UNITED KINGDOM*	29,403	215	25,263	3,543	382

*NATO COUNTRIES

TABLE P309C

DEPARTMENT OF DEFENSE
DEPENDENT STRENGTHS BY REGIONAL AREA AND BY COUNTRY

SEPTEMBER 30, 1981

DEPENDENTS OF ACTIVE DUTY MILITARY

REGIONAL AREA/COUNTRY	TOTAL	ARMY	AIR FORCE	NAVY	MARINE CORPS
(2) EAST ASIA & PACIFIC	61,767	10,521	28,181	17,241	5,824
AUSTRALIA	763	5	372	363	23
BURMA	12	4	4	-	4
CHINA	27	7	1	9	10
FIJI	6	-	-	6	-
HONG KONG	64	18	13	18	15
INDONESIA	59	9	12	25	13
JAPAN (INCLUDING OKINAWA)	31,080	2,755	15,132	9,319	4,974
MALAYSIA	30	18	9	3	-
NEW ZEALAND	104	5	26	68	5
PHILIPPINES	20,192	54	11,255	8,125	758
REPUBLIC OF KOREA	9,240	7,604	1,287	260	89
SINGAPORE	34	5	5	17	7
THAILAND	156	37	65	28	26
(3) AFRICA, NEAR EAST & SOUTH ASIA	966	353	284	184	145
AFGHANISTAN	3	-	-	-	3
ALGERIA	4	4	-	-	-
BAHRAIN	35	-	-	35	-
BANGLADESH	2	2	-	-	-
CAMEROON	4	3	-	-	1
EGYPT	83	4	27	48	4
ETHIOPIA	2	-	-	1	1
GABON	2	-	-	-	2
GHANA	5	5	-	-	-
INDIA	39	5	13	10	10
ISRAEL	62	10	31	13	8
IVORY COAST	10	7	-	-	3
JORDAN	21	10	11	-	-
KENYA	21	-	7	3	11
KUWAIT	8	-	3	-	5
LIBERIA	17	8	1	4	4
MADAGASCAR	6	-	-	-	6
MALAWI	5	5	-	-	-
MOROCCO	39	4	9	12	14
NEPAL	1	1	-	-	-

TABLE P300C

DEPARTMENT OF DEFENSE
DEPENDENT STRENGTHS BY REGIONAL AREA AND BY COUNTRY

SEPTEMBER 30, 1981

DEPENDENTS OF ACTIVE DUTY MILITARY

REGIONAL AREA/COUNTRY	TOTAL	ARMY	AIR FORCE	NAVY	MARINE CORPS
NIGER	1	-	-	-	1
NIGERIA	14	1	9	-	4
OMAN	1	-	1	-	-
PAKISTAN	13	3	4	4	2
REPUBLIC OF CAPE VERDE	1	-	-	-	1
SAUDI ARABIA	390	205	148	29	8
SENEGAL	10	-	-	10	-
SOMALIA	10	6	3	-	1
SOUTH AFRICA	23	4	4	9	6
SRI LANKA	6	-	-	2	4
SUDAN	10	7	3	-	-
SYRIA	14	3	-	-	11
TANZANIA	12	-	-	-	12
TUNISIA	42	28	3	2	9
UPPER VOLTA	4	-	-	-	4
YEMEN (SANA)	12	7	-	-	3
ZAIRE	28	18	7	-	3
ZAMBIA	6	-	-	2	4
(4) WESTERN HEMISPHERE	15,238	8,069	3,208	3,216	745
ANTIGUA	96	-	3	93	-
ARGENTINA	49	23	8	11	7
BAHAMAS, THE	36	-	-	31	5
BARBADOS	8	3	-	2	3
BELIZE	1	-	-	1	-
BERMUDA	802	-	-	740	62
BOLIVIA	7	6	1	-	-
BRAZIL	53	12	20	7	14
CANADA	865	3	393	422	47
CHILE	17	6	1	4	6
COLOMBIA	40	10	13	7	10
COSTA RICA	11	7	-	1	3
CUBA (QUANTANAMO)	1,624	-	-	1,638	186
DOMINICAN REPUBLIC	30	3	4	12	11
ECUADOR	29	7	12	5	5
EL SALVADOR	4	-	-	1	3
GUATEMALA	18	14	2	-	2

TABLE P309C

DEPARTMENT OF DEFENSE
DEPENDENT STRENGTHS BY REGIONAL AREA AND BY COUNTRY

SEPTEMBER 30, 1981

DEPENDENTS OF ACTIVE DUTY MILITARY

REGIONAL AREA/COUNTRY	TOTAL	ARMY	AIR FORCE	NAVY	MARINE CORPS
GUAYANA	1	-	-	-	1
HAITI	8	1	1	2	4
HONDURAS	20	3	8	1	8
JAMAICA	8	-	-	8	-
MEXICO	79	8	4	34	33
NETHERLANDS ANTILLES	1	-	-	1	-
NICARAGUA	10	6	4	-	-
PANAMA	11,269	7,890	2,683	383	313
PARAGUAY	9	4	3	-	2
PERU	55	28	18	6	3
ST. LUCIA	1	-	-	-	1
ST. VINCENT	3	3	-	-	-
TRINIDAD AND TOBAGO	1	-	-	-	1
JUGOSLAVIA	24	16	5	-	3
VENEZUELA	59	16	25	6	12
(5) ANTARCTICA	-	-	-	-	-
(6) EASTERN EUROPE	191	93	32	26	40
ALBANIA	4	2	2	-	-
CZECHOSLOVAKIA	6	-	3	-	3
GERMAN DEMOCRATIC REPUBLIC	67	55	-	-	12
HUNGARY	15	5	3	4	3
POLAND	16	6	2	2	6
ROMANIA	15	5	3	3	4
UNION OF SOVIET SOCIALIST REPUBLICS	52	17	11	15	9
YUGOSLAVIA	16	3	8	2	3
(7) UNIDENTIFIED	671	-	671	-	-

TABLE R3C9C
 DEPARTMENT OF DEFENSE
 DEPENDENT STRENGTHS BY REGIONAL AREA AND BY COUNTRY
 SEPTEMBER 30, 1981

REGIONAL AREA/COUNTRY	DEPENDENTS OF U.S. CITIZEN CIVILIAN EMPLOYEES					OSD AND DEFENSE AGENCIES
	TOTAL	ARMY	AIR FORCE	NAVY		
TOTAL WORLDWIDE	21,529	11,657	5,903	3,164		905
U.S. TERRITORY AND SPECIAL LOCATIONS						
ALASKA	2,516	1,005	657	777		127
HAWAII	1,227	716	324	165		22
GUAM	543	196	174	114		59
PUERTO RICO	580	5	159	413		3
TRUST TERRITORY OF THE PACIFIC ISLANDS	155	94	-	55		36
VIRGIN ISLANDS OF THE U.S.	7	-	-	-		7
	4	4	-	-		-
TOTAL FOREIGN COUNTRIES	19,013	10,652	5,146	2,437		778
(1) WESTERN & SOUTHERN EUROPE	13,643	9,340	3,577	297		429
AUSTRIA	16	-	-	-		16
BELGIUM*	434	311	38	-		85
DENMARK*	1	-	1	-		-
FINLAND	12	-	-	-		12
FRANCE*	11	2	5	-		4
GERMANY (FED. REPUBLIC & WEST BERLIN)*	9,594	9,157	1,164	7		266
GREECE*	135	1	120	8		6
ICELAND*	73	-	-	73		-
ITALY*	1,096	805	127	145		19
LUXEMBOURG*	3	-	-	-		3
NETHERLANDS*	97	9	77	-		4
NORWAY*	1	-	1	-		-
PORTUGAL*	86	-	86	-		-
SPAIN	638	-	624	12		2
TURKEY*	106	7	101	-		2
UNITED KINGDOM*	1,345	48	1,233	52		12
*NATO COUNTRIES						
(2) EAST ASIA & PACIFIC	4,009	1,078	1,289	1,488		154
AUSTRALIA	13	-	-	13		-
INDONESIA	3	-	-	1		2
JAPAN (INCLUDING OKINAWA)	2,616	818	975	729		94
MALAYSIA	3	3	-	-		-

TABLE P309C

DEPARTMENT OF DEFENSE
DEPENDENT STRENGTHS BY REGIONAL AREA AND BY COUNTRY

SEPTEMBER 30, 1981

DEPENDENTS OF U.S. CITIZEN CIVILIAN EMPLOYEES

REGIONAL AREA/COUNTRY	TOTAL	ARMY	AIR FORCE	NAVY	CSD AND DEFENSE AGENCIES
PHILIPPINES	879	-	168	698	13
REPUBLIC OF KOREA	484	255	146	42	41
SINGAPORE	6	-	-	3	3
THAILAND	5	2	-	2	1
(3) AFRICA, NEAR EAST & SOUTH ASIA	129	7	77	5	40
EGYPT	13	7	3	3	-
ISRAEL	2	-	2	-	-
KUWAIT	2	-	-	2	-
MOROCCO	2	-	2	-	-
NIGERIA	3	-	-	-	3
SAUDI ARABIA	29	-	62	-	37
SUDAN	1	-	1	-	-
YEMEN (SANA)	3	-	3	-	-
ZAIRE	4	-	4	-	-
(4) WESTERN HEMISPHERE	1,212	277	203	647	135
ARGENTINA	4	4	-	-	-
BAHAMAS, THE	10	-	-	10	-
BERMUDA	279	-	-	279	-
BRAZIL	2	-	-	-	2
CANADA	17	-	-	-	17
CHILE	4	-	-	-	4
COLOMBIA	4	1	-	-	3
COSTA RICA	1	-	-	-	1
CUBA (GUANTANAMO)	211	-	-	208	3
ECUADOR	9	-	-	-	9
GUATEMALA	3	-	-	-	3
HONDURAS	4	3	-	-	1
PANAMA	648	212	203	150	76
PARAGUAY	7	-	-	-	7
PERU	4	-	-	-	4
VENEZUELA	5	-	-	-	5
(5) ANTARCTICA	-	-	-	-	-
(6) EASTERN EUROPE	20	-	-	-	20

TABLE P3C9C

DEPARTMENT OF DEFENSE
DEPENDENT STRENGTHS BY REGIONAL AREA AND BY COUNTRY

SEPTEMBER 30, 1981

DEPENDENTS OF U.S. CITIZEN CIVILIAN EMPLOYEES

REGIONAL AREA/COUNTRY	TOTAL	ARMY	AIR FORCE	NAVY	OSD AND DEFENSE AGENCIES
BELARUS	3	-	-	-	3
UNION OF SOVIET SOCIALIST REPUBLICS	14	-	-	-	14
YUGOSLAVIA	3	-	-	-	3
(7) UNIDENTIFIED	-	-	-	-	-

NOTE: DEPENDENTS OF CIVILIAN EMPLOYEES EXCLUDES DEPENDENTS OF U.S. CITIZEN CIVILIANS IN ALASKA, HAWAII, AND U.S. TERRITORIES WHO ARE PERMANENT RESIDENTS AND EMPLOYED IN THE STATE OR TERRITORY OF THEIR RESIDENCE.

G L O S S A R Y O F T E R M S

Active Duty. Full-time duty in the active service of a uniformed service, including duty on the active list, full-time training duty, annual training duty, and attendance while in the active service, at a school designated as a service school or by law or by the Secretary concerned.

Actual Strength. The number of personnel in, or projected to be in, an organization or account at a specified point in time.

Assigned Strength. Actual strength of an entire service, not necessarily equal to combined unit actual strengths since individuals may be assigned but not joined.

Authorized Strength. The total strength authorized by Congress (for internal Service applications only). Authorized strength may be used synonymously with documented strength as defined below.

Continental United States. Unless otherwise qualified, means the 48 contiguous States and the District of Columbia.

Defense Agencies.

OSD-JCS	=	Office of the Secretary of Defense and Organization of the Joint Chiefs of Staff
AFIS	=	Armed Forces Information Service
CHAMPUS	=	Civilian Health and Medical Program of the Uniform Services
DARPA	=	Defense Advanced Research Projects Agency
DSAA	=	Defense Security Assistance Agency
TRIMIS	=	Tri-Service Medical Information System
USCMA	=	U.S. Court of Military Appeals
OEA	=	Office of Economic Adjustment
WHS	=	Washington Headquarters Services

Direct Hire Civilians. Employees hired directly by an agency of the Department of Defense. Included are foreign nationals hired by the Department of Defense to support DoD activities in their home countries.

Indirect Hire Civilians. Foreign nationals assigned to support U.S. forces through contracts or agreements with foreign governments (or agencies thereof). These personnel are employees of the foreign governments involved.

Military Afloat. Navy and Marine Corps military personnel aboard ship. Also includes Navy and Marine Corps military personnel who are assigned to afloat and mobile units, such as aircraft squadrons, construction battalions, and fleet and air command staffs, and who are aboard ship.

Military Functions. Activities normally associated with the uniform services.

Military Temporarily Shore-Based. Navy and Marine Corps military personnel assigned to afloat and mobile units, such as aircraft squadrons, construction battalions, and fleet and air command staffs, and who are temporarily based ashore for a period that will exceed 30 days.

Operating Location. Operating Location is defined as the geographic location where military or civilian employees of the Department of Defense are physically located for the performance of duties.

Recorded Duty Station. Actual physical location where active duty military personnel perform duty on a permanent basis.

Special Categories.

1. Individuals on temporary duty (either TDY or TAD) for less than 30 days at their recorded duty station.
2. Personnel assigned to rotational units where the unit is on temporary duty (either TDY or TAD) for a period that will exceed 30 days at their current operating location.
3. Individuals on temporary duty (either TDY or TAD) for a period that will exceed 30 days at their current operating location, unless compliance would require extensive changes to existing reporting systems and an exception has been requested and approved in advance. (When an exception is approved, the next major change to the reporting system of the involved DoD Component must provide for reporting temporary duty in accordance with this paragraph.)

Special Categories cont.

4. Individuals who are AMDL at their recorded duty station.
 5. Patients at their recorded duty station.
 6. Military prisoners at their recorded duty station.
- Transients. All military members who are not available for duty while executing permanent change of station (PCS) orders. Transients shall comprise all military personnel in a travel, proceed, leave enroute, or temporary duty enroute status on PCS orders to execute an accession, separation, training, operational, or rotational move.

