

AD-A152 840

WORLDWIDE MANPOWER DISTRIBUTION BY GEOGRAPHICAL
AREA, FIRST QUARTER, FY-82. (U) WASHINGTON

1/1

UNCLASSIFIED

HEADQUARTERS SERVICE (DOD) DIR FOR INFO OP & RPTS.
DEC 81. DIOR/M05-82/01

F/G 5/9

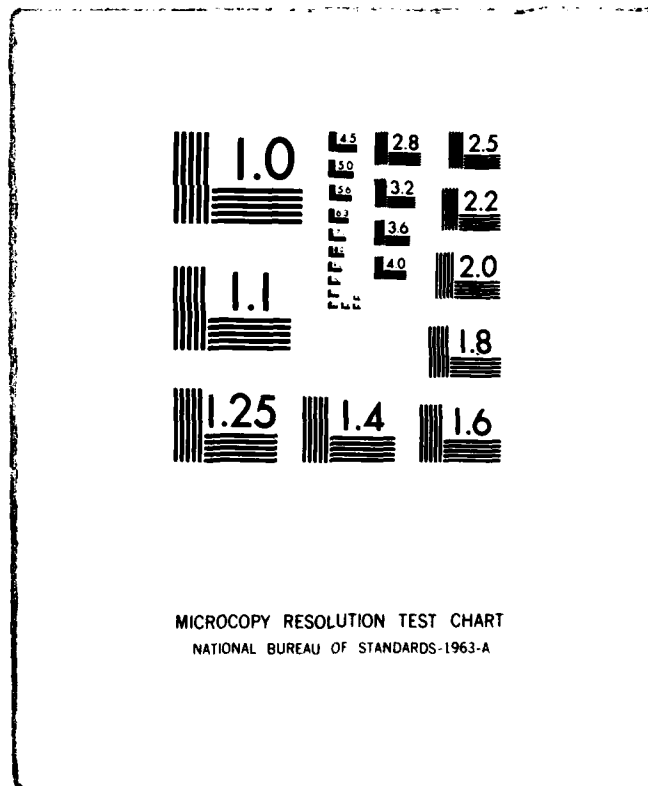
N/L

1 OF 1
AD-A152 840

END
FILMED
11 04 85

1 OF 1

AD-A152 840

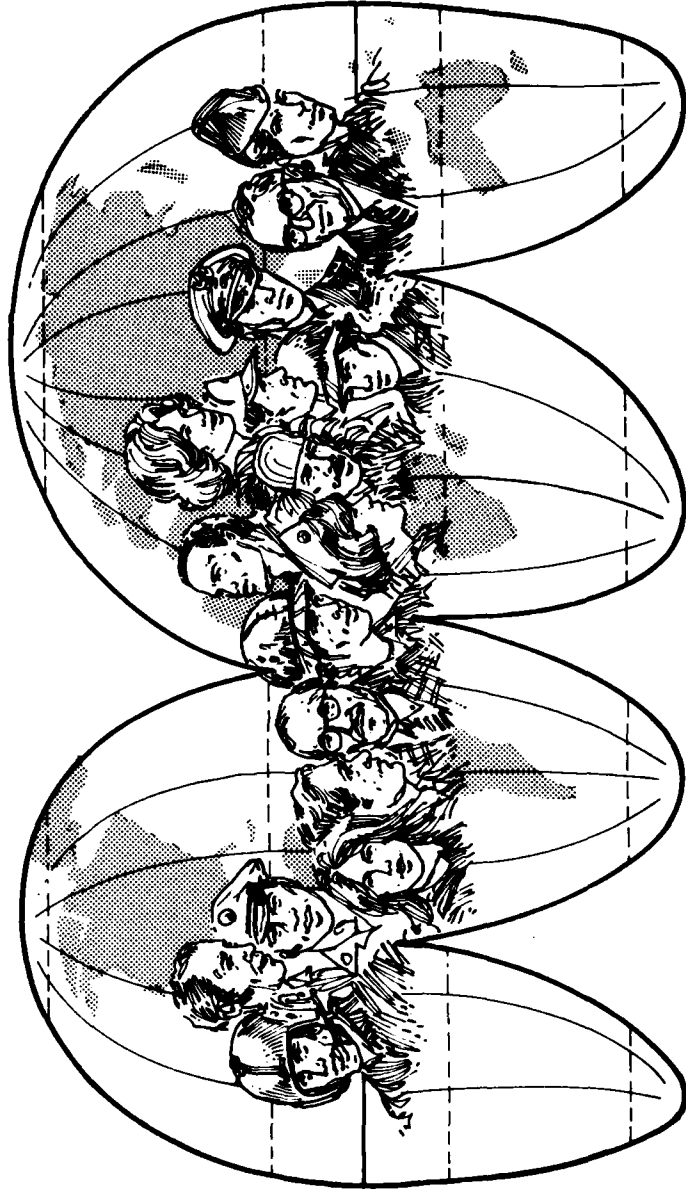


**THIS REPORT IS UNCLASSIFIED AND
ITS DISTRIBUTION IS UNLIMITED**




Department of Defense
WORLDWIDE MANPOWER DISTRIBUTION
BY GEOGRAPHICAL AREA

December 31, 1981

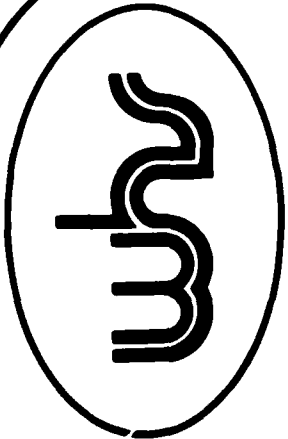




Department of Defense
WORLDWIDE MANPOWER DISTRIBUTION
 BY GEOGRAPHICAL AREA



OSD WASHINGTON HEADQUARTERS SERVICES



DIRECTORATE FOR INFORMATION
 OPERATIONS AND REPORTS (DIOR)
 THE PENTAGON, WASHINGTON, D.C.

FOREWORD

The WORLDWIDE MANPOWER DISTRIBUTION BY GEOGRAPHICAL AREA is a quarterly publication prepared by the Washington Headquarters Services, Directorate for Information Operations and Reports (WHS/DIOR) of the Office of the Secretary of Defense.

This publication reflects the worldwide distribution of Department of Defense active duty military and civilian personnel as of December 31, 1981. Data concerning the dependents of active duty military and U. S. citizen civilian personnel are updated semiannually for the March and September issues of this publication, respectively. Data are shown by country by DoD Component.

This report is approved for public release at cost: distribution unlimited. Requests for this publication, additional copies and/or changes in distribution should be addressed to the Director, Washington Headquarters Services, Room 3E843, The Pentagon, Washington, DC 20301.

T A B L E O F C O N T E N T S

<u>SECTION</u>	<u>PAGE</u>
A	3
Active Duty Military Personnel Strengths by Regional Area and by Country	
B	9
Total Civilian Personnel Strengths by Regional Area and by Country - Military Functions	
C	25
*Table P14 - Summary of Dependents of Military and Civilian Personnel	
	27
*Table P309C - Dependent Strengths by Regional Area and by Country	
Glossary	38

*Prepared semiannually, this table is updated in March and September.

SECTION A

TABLE P309A

DEPARTMENT OF DEFENSE

ACTIVE DUTY MILITARY PERSONNEL STRENGTHS
BY REGIONAL AREA AND BY COUNTRY

TABLE P309A

DEPARTMENT OF DEFENSE
ACTIVE DUTY MILITARY PERSONNEL STRENGTHS BY REGIONAL AREA AND BY COUNTRY

DECEMBER 31, 1981

REGIONAL AREA/COUNTRY	TOTAL	ARMY	AIR FORCE	NAVY	MARINE CORPS
TOTAL WORLDWIDE	2,093,692	783,997	574,459	544,997	190,239
ASHORE	1,877,197	783,997	574,459	333,957	184,784
AFLOAT	216,495	-	-	211,040	5,455
U.S. TERRITORY AND SPECIAL LOCATIONS	1,606,032	527,445	459,353	465,139	156,095
CONTINENTAL U.S.	1,275,089	465,672	414,075	259,806	135,536
ALASKA	20,472	8,291	10,492	1,497	192
HAWAII	44,371	17,837	6,256	11,283	8,995
AMERICAN SAMOA	1	1	-	-	-
GUAM	6,641	25	3,855	4,393	368
JOHNSTON ATOLL	108	100	8	-	-
MIDWAY ISLANDS	387	-	43	344	-
PUERTO RICO	3,511	439	47	2,847	178
TRUST TERRITORY OF THE PACIFIC ISLANDS	31	31	-	-	-
VIRGIN ISLANDS OF THE U.S.	11	9	-	2	-
WAKE ISLAND	7	-	7	-	-
TRANSIENTS	92,962	35,040	24,570	22,526	10,826
AFLOAT	162,441	-	-	162,441	-
TOTAL FOREIGN COUNTRIES	485,660	256,552	115,106	79,858	34,144
ASHORE	431,606	256,552	115,106	31,259	28,689
AFLOAT	54,054	-	-	48,599	5,455
(1) WESTERN & SOUTHERN EUROPE	326,577	217,009	79,514	28,981	3,073
AUSTRIA	31	5	1	-	25
BELGIUM*	2,112	1,324	645	115	28
CYPRUS	12	2	1	-	9
DENMARK*	47	4	17	14	12
FINLAND	19	5	2	2	10
FRANCE*	93	38	14	7	34
GERMANY (FED. REPUBLIC & WEST BERLIN)*	245,689	208,565	36,742	261	99
GREECE*	3,265	457	2,402	391	15
GREENLAND*	309	-	309	-	-
ICELAND*	2,903	2	1,137	1,658	106
IRELAND	11	2	2	-	7
ITALY*	12,756	4,334	4,223	3,934	265
LUXEMBOURG*	5	-	-	-	5
MALTA	1	1	-	-	-
NETHERLANDS*	2,432	733	1,676	15	8
NORWAY*	203	38	115	30	20
PORTUGAL*	1,418	62	1,039	307	10
SPAIN	6,584	30	5,188	3,191	175
SWEDEN	17	1	7	2	7

TABLE P309A

DEPARTMENT OF DEFENSE
ACTIVE DUTY MILITARY PERSONNEL STRENGTHS BY REGIONAL AREA AND BY COUNTRY

DECEMBER 31, 1981

REGIONAL AREA/COUNTRY	TOTAL	ARMY	AIR FORCE	NAVY	MARINE CORPS
SWITZERLAND	39	11	4	1	23
TURKEY*	5,050	1,185	3,770	73	22
UNITED KINGDOM*	25,004	210	22,220	2,262	312
AFL0AT	16,577	-	-	16,596	1,881
*EUROPEAN NATO	(301,286)	(216,952)	(74,309)	(9,089)	(936)
(2) EAST ASIA & PACIFIC	124,492	31,490	32,811	32,858	27,333
AUSTRALIA	636	8	272	349	7
BURMA	11	3	2	-	6
CHINA	12	6	1	2	4
TAIWAN	-	-	-	-	-
HONG KONG	41	10	6	13	12
INDONESIA	48	12	11	12	13
JAPAN (INCLUDING OKINAWA)	47,269	2,364	14,261	7,111	23,533
MALAYSIA	17	8	2	-	7
NEW ZEALAND	66	2	10	48	6
PHILIPPINES	15,414	30	8,630	4,845	1,909
REPUBLIC OF KOREA	39,317	28,996	9,581	318	422
SINGAPORE	28	4	1	15	8
THAILAND	103	48	34	9	12
AFL0AT	21,530	-	-	20,136	1,394
(3) AFRICA, NEAR EAST & SOUTH ASIA	15,019	482	568	13,252	717
AFGHANISTAN	7	1	-	-	6
ALGERIA	2	2	-	-	-
BAHRAIN	58	2	-	56	-
BANGLADESH	4	-	-	-	4
BRITISH INDIAN OCEAN TERRITORY (INCLUDES DIEGO GARCIA)	1,641	-	2	1,639	-
CAMEROON	8	2	-	-	6
CONGO	6	-	-	-	6
EGYPT	180	32	95	28	25
ETHIOPIA	5	-	-	-	5
GABON	6	-	-	-	6
GHANA	9	2	-	-	7
INDIA	34	4	4	4	22
ISRAEL	99	41	26	6	24
IVORY COAST	10	3	-	-	7
JORDAN	21	11	5	-	5
KENYA	44	21	5	1	17
KUWAIT	21	14	1	-	6
LEBANON	16	2	-	-	13

TABLE P309A

DEPARTMENT OF DEFENSE
ACTIVE DUTY MILITARY PERSONNEL STRENGTHS BY REGIONAL AREA AND BY COUNTRY

DECEMBER 31, 1981

REGIONAL AREA/COUNTRY	TOTAL	ARMY	AIR FORCE	NAVY	MARINE CORPS
LIBERIA	19	7	2	4	6
MADAGASCAR	7	-	-	1	6
MALAWI	2	2	-	-	-
MALI	3	-	-	-	3
MAURITIUS	5	-	-	-	5
MOROCCO	46	10	8	3	25
NEPAL	8	2	-	-	6
NIGER	6	-	-	-	6
NIGERIA	15	4	3	-	8
OMAN	10	5	2	1	2
PAKISTAN	27	4	6	-	17
ST. HELENA (INCLUDES ASCENSION ISLAND)	1	-	1	-	-
SAUDI ARABIA	723	264	389	61	9
SENEGAL	11	-	-	2	9
SEYCHELLES	4	-	4	-	-
SOMALIA	12	5	-	-	7
SOUTH AFRICA	19	2	3	2	12
SRI LANKA	9	-	-	3	6
SUDAN	14	4	2	-	8
SYRIA	12	2	-	-	10
TANZANIA, UNITED REPUBLIC OF	7	-	-	-	7
TUNISIA	29	16	1	2	10
UPPER VOLTA	6	-	-	-	6
YEMEN (SANA)	16	8	4	-	4
ZAIRE	24	10	5	-	9
ZAMBIA	4	-	-	-	4
AFLOAT	11,809	-	-	11,436	373
(4) WESTERN HEMISPHERE	16,642	7,454	2,124	4,133	2,931
ANTIGUA	124	-	1	123	-
ARGENTINA	24	4	7	4	9
BAHAMAS, THE	42	-	2	35	5
BARBADOS	5	-	-	1	4
BERMUDA	1,333	-	-	1,244	89
BOLIVIA	11	4	1	-	6
BRAZIL	219	12	7	5	195
CANADA	638	9	243	376	10
CHILE	15	3	1	1	10
COLOMBIA	26	7	5	3	11
COSTA RICA	11	2	-	-	9
CUBA (GUANTANAMO)	2,163	-	-	1,673	490

TABLE P309A

DEPARTMENT OF DEFENSE
ACTIVE DUTY MILITARY PERSONNEL STRENGTHS BY REGIONAL AREA AND BY COUNTRY

DECEMBER 31, 1981

REGIONAL AREA/COUNTRY	TOTAL	ARMY	AIR FORCE	NAVY	MARINE CORPS
DOMINICAN REPUBLIC	16	4	1	4	7
ECUADOR	22	5	5	3	9
EL SALVADOR	59	32	1	1	25
GUATEMALA	17	5	1	-	11
GUYANA	7	-	-	-	7
HAITI	7	1	1	-	5
HONDURAS	23	8	6	-	9
JAMAICA	11	-	-	1	10
MEXICO	27	7	5	2	13
NICARAGUA	10	2	1	-	7
PANAMA	9,616	7,329	1,816	315	156
PARAGUAY	11	3	1	1	6
PERU	24	7	6	3	8
SURINAME	2	2	-	-	-
TURKS AND CAICOS ISLANDS	1	-	1	-	-
URUGUAY	14	4	1	3	6
VENEZUELA	26	4	11	4	7
AFL0AT	2,138	-	-	331	1,807
(5) ANTARCTICA	69	-	-	69	-
(6) EASTERN EUROPE	178	64	19	5	90
BULGARIA	9	1	2	-	6
CZECHOSLOVAKIA	11	1	3	-	7
GERMAN DEMOCRATIC REPUBLIC	49	42	-	-	7
HUNGARY	12	4	2	-	6
POLAND	15	3	1	-	11
ROMANIA	11	3	1	-	7
UNION OF SOVIET SOCIALIST REPUBLICS	54	7	6	4	37
YUGOSLAVIA	17	3	4	1	9
(7) UNDISTRIBUTED	683	53	70	560	-

NOTE. ASHORE INCLUDES TEMPORARILY SHORE-BASED.

SECTION B

TABLE P309B

DEPARTMENT OF DEFENSE

TOTAL CIVILIAN PERSONNEL STRENGTHS
BY REGIONAL AREA AND BY COUNTRY
MILITARY FUNCTIONS

TABLE P309B

DEPARTMENT OF DEFENSE
TOTAL CIVILIAN PERSONNEL STRENGTHS BY REGIONAL AREA AND BY COUNTRY
MILITARY FUNCTIONS - SUMMARY

DECEMBER 31, 1981

REGIONAL AREA/COUNTRY	TOTAL		TOTAL FOREIGN NATIONALS		U.S. CITIZENS		FOREIGN NATIONALS		FOREIGN NATIONALS	
	DIRECT HIRE	119,243	FOREIGN NATIONALS	DIRECT HIRE	DIRECT HIRE	DIRECT HIRE	DIRECT HIRE	INDIRECT HIRE	INDIRECT HIRE	
TOTAL WORLDWIDE	964,586	119,243	926,365	39,221	39,221	81,018	59,979	55,132	580	
U.S. TERRITORY AND SPECIAL LOCATIONS	886,529	150	886,383	146	4					
CONTINENTAL U.S.	857,032	64	856,968	64	-					
ALASKA	4,071	-	4,071	-	-					
HAWAII	19,314	-	19,314	-	-					
AMERICAN SAMOA	1	-	1	-	-					
GUAM	4,050	75	3,979	71	4					
JOHNSTON ATOLL	2	-	2	-	-					
PUERTO RICO	1,922	-	1,922	-	-					
TRUST TERRITORY OF THE PACIFIC ISLANDS	61	11	50	11	-					
VIRGIN ISLANDS OF THE U.S.	76	-	76	-	-					
TOTAL FOREIGN COUNTRIES	78,057	119,093	39,982	38,075	81,018					
(1) WESTERN & SOUTHERN EUROPE	35,536	65,741	29,774	5,762	59,979					
AUSTRIA	4	1	3	1	-					
BELGIUM*	447	540	440	7	533					
CYPRUS	2	1	1	1	-					
DENMARK*	18	14	4	14	-					
FINLAND	3	3	-	3	-					
FRANCE*	79	14	15	14	-					
GERMANY (FED. REPUBLIC & WEST BERLIN)*	24,699	55,157	24,674	25	55,132					
GREECE*	178	601	157	21	580					
GREENLAND*	4	-	4	-	-					
ICELAND*	1,034	865	169	865	-					
IRELAND	1	1	-	1	-					
ITALY*	3,702	2,522	1,181	2,521	1					
LUXEMBOURG*	10	-	10	-	-					
MALTA	1	1	-	1	-					
NETHERLANDS*	225	371	220	5	366					
NORWAY*	58	36	22	36	-					
PORTUGAL*	1,145	1,025	120	1,025	-					
SPAIN	814	2,065	797	17	2,048					
SWEDEN	3	2	1	2	-					
SWITZERLAND	3	2	1	2	-					
TURKEY*	577	357	220	357	-					
UNITED KINGDOM*	2,579	2,163	1,735	644	1,319					
*EUROPEAN NATO	(34,705)	(63,665)	(28,971)	(5,734)	(57,931)					

TABLE P309B

DEPARTMENT OF DEFENSE
TOTAL CIVILIAN PERSONNEL STRENGTHS BY REGIONAL AREA AND BY COUNTRY
MILITARY FUNCTIONS - SUMMARY

DECEMBER 31, 1981

REGIONAL AREA/COUNTRY	TOTAL DIRECT HIRE	TOTAL FOREIGN NATIONALS	U.S. CITIZENS DIRECT HIRE	FOREIGN NATIONALS		FOREIGN NATIONALS INDIRECT HIRE
				DIRECT HIRE	INDIRECT HIRE	
(2) EAST ASIA & PACIFIC		47,495	6,110	26,456	21,039	
AUSTRALIA	32,566	47,495	6,110	26,456	21,039	
BURMA	229	211	18	211		
CHINA	1	-	-	-	-	
HONG KONG	2	-	-	-	-	
INDONESIA	20	18	2	18		
	29	24	5	24		
JAPAN (INCLUDING OKINAWA)		17,885	3,408	12	17,873	
MALAYSIA	3,420	1	2	1		
NEW ZEALAND	3	11	-	11		
PAPUA NEW GUINEA	11	2	-	2		
PHILIPPINES	2	13,704	1,304	13,697	7	
	15,001	15,592	1,350	12,433	3,159	
REPUBLIC OF KOREA	13,783	24	10	24		
SINGAPORE	34	22	9	22		
THAILAND	31	495	1,199	495		
(3) AFRICA, NEAR EAST & SOUTH ASIA		495	1,199	495		
AFGHANISTAN	1,684	2	-	2		
ALGERIA	2	2	-	2		
BAHRAIN	2	2	-	2		
BANGLADESH	63	30	33	30		
BRITISH INDIAN OCEAN TERRITORY (INCLUDES DIEGO GARCIA)	1	1	-	1		
	9	-	9	-		
CAMEROON	1	1	-	1		
CHAD	1	1	-	1		
EGYPT	224	202	22	202		
GHANA	1	1	-	1		
INDIA	12	10	2	10		
ISRAEL	145	4	141	4		
IVORY COAST	2	2	-	2		
JORDAN	12	6	6	6		
KENYA	2	-	2	-		
KUWAIT	2	-	2	-		
LEBANON	3	3	-	3		
LIBERIA	4	2	2	2		
MADAGASCAR	1	1	-	1		
MALAWI	1	1	-	1		
MOROCCO	9	7	2	7		

TABLE P309B

DEPARTMENT OF DEFENSE
TOTAL CIVILIAN PERSONNEL STRENGTHS BY REGIONAL AREA AND BY COUNTRY
MILITARY FUNCTIONS - SUMMARY

DECEMBER 31, 1981

REGIONAL AREA/COUNTRY	TOTAL DIRECT HIRE		TOTAL FOREIGN NATIONALS		U.S. CITIZENS		FOREIGN NATIONALS		FOREIGN NATIONALS	
	DIRECT HIRE	INDIRECT HIRE	DIRECT HIRE	INDIRECT HIRE	DIRECT HIRE	INDIRECT HIRE	DIRECT HIRE	INDIRECT HIRE	DIRECT HIRE	INDIRECT HIRE
NEPAL	2	-	2	-	-	-	2	-	2	-
NIGERIA	4	-	3	-	1	-	3	-	3	-
OMAN	11	-	1	-	10	-	1	-	1	-
PAKISTAN	11	-	10	-	1	-	10	-	10	-
SAUDI ARABIA	1,143	-	184	-	959	-	184	-	184	-
SENEGAL	1	-	1	-	-	-	1	-	1	-
SOUTH AFRICA	2	-	1	-	1	-	1	-	1	-
SRI LANKA	1	-	1	-	-	-	1	-	1	-
SUDAN	2	-	2	-	-	-	2	-	2	-
SYRIA	2	-	1	-	1	-	1	-	1	-
TUNISIA	4	-	4	-	-	-	4	-	4	-
YEMEN (SANA)	9	-	5	-	4	-	5	-	5	-
ZAIRE	5	-	4	-	1	-	4	-	4	-
(4) WESTERN HEMISPHERE	8,056	-	5,341	-	2,717	-	5,341	-	5,341	-
ANTIGUA	3	-	-	-	3	-	-	-	-	-
ARGENTINA	14	-	10	-	4	-	10	-	10	-
BAHAMAS, THE	7	-	-	-	7	-	-	-	-	-
BERMUDA	470	-	139	-	331	-	139	-	139	-
BOLIVIA	5	-	4	-	1	-	4	-	4	-
BRAZIL	18	-	9	-	7	-	9	-	9	-
CANADA	175	-	149	-	26	-	149	-	149	-
CHILE	7	-	4	-	3	-	4	-	4	-
COLOMBIA	18	-	13	-	5	-	13	-	13	-
COSTA RICA	4	-	3	-	1	-	3	-	3	-
CUBA (GUANTANAMO)	918	-	605	-	311	-	605	-	605	-
DOMINICAN REPUBLIC	6	-	5	-	1	-	5	-	5	-
ECUADOR	10	-	6	-	4	-	6	-	6	-
EL SALVADOR	6	-	5	-	1	-	5	-	5	-
GUATEMALA	6	-	5	-	1	-	5	-	5	-
HAITI	2	-	1	-	1	-	1	-	1	-
HONDURAS	8	-	5	-	3	-	5	-	5	-
JAMAICA	1	-	1	-	-	-	1	-	1	-
MEXICO	5	-	4	-	1	-	4	-	4	-
NETHERLANDS ANTILLES	2	-	-	-	2	-	-	-	-	-
NICARAGUA	5	-	4	-	1	-	4	-	4	-
PANAMA	6,390	-	4,338	-	1,992	-	4,338	-	4,338	-
PARAGUAY	8	-	7	-	1	-	7	-	7	-

TABLE P309B

DEPARTMENT OF DEFENSE
 TOTAL CIVILIAN PERSONNEL STRENGTHS BY REGIONAL AREA AND BY COUNTRY
 MILITARY FUNCTIONS - SUMMARY

DECEMBER 31, 1981

REGIONAL AREA/COUNTRY	TOTAL DIRECT HIRE	TOTAL FOREIGN NATIONALS	U.S. CITIZENS		FOREIGN NATIONALS		FOREIGN NATIONALS INDIRECT HIRE
			DIRECT HIRE	INDIRECT HIRE	DIRECT HIRE	INDIRECT HIRE	
PERU	12	9	3	-	9	-	-
SURINAME	1	-	1	-	-	-	-
URUGUAY	6	5	1	-	5	-	-
VENEZUELA	15	10	6	-	10	-	-
(5) ANTARCTICA	-	-	-	-	-	-	-
(6) EASTERN EUROPE	36	21	15	-	21	-	-
BULGARIA	3	2	1	-	2	-	-
CZECHOSLOVAKIA	3	2	1	-	2	-	-
HUNGARY	3	2	1	-	2	-	-
POLAND	7	3	4	-	3	-	-
ROMANIA	5	3	2	-	3	-	-
UNION OF SOVIET SOCIALIST REPUBLICS	11	7	4	-	7	-	-
YUGOSLAVIA	4	2	2	-	2	-	-
(7) UNDISTRIBUTED	167	-	167	-	-	-	-

NOTE. EXCLUDES SPECIAL EMPLOYMENT CATEGORIES FOR STUDENTS AND DISADVANTAGED YOUTH.

TABLE P309B

DEPARTMENT OF DEFENSE
ARMY CIVILIAN PERSONNEL STRENGTHS BY REGIONAL AREA AND BY COUNTRY
MILITARY FUNCTIONS

DECEMBER 31, 1981

REGIONAL AREA/COUNTRY	TOTAL DIRECT HIRE	TOTAL FOREIGN NATIONALS	U.S.		FOREIGN		FOREIGN NATIONALS INDIRECT HIRE
			DIRECT HIRE	CITIZENS INDIRECT HIRE	DIRECT HIRE	NATIONALS INDIRECT HIRE	
TOTAL WORLDWIDE	324,414	71,021	308,631		15,783		55,238
U.S. TERRITORY AND SPECIAL LOCATIONS							
CONTINENTAL U.S.	286,719	-	286,719	-	-	-	-
ALASKA	279,131	-	279,131	-	-	-	-
HAWAII	2,273	-	2,273	-	-	-	-
AMERICAN SAMOA	4,330	-	4,330	-	-	-	-
GUAM	1	-	1	-	-	-	-
	6	-	6	-	-	-	-
JOHNSTON ATOLL	2	-	2	-	-	-	-
PUERTO RICO	861	-	861	-	-	-	-
TRUST TERRITORY OF THE PACIFIC ISLANDS	40	-	40	-	-	-	-
VIRGIN ISLANDS OF THE U.S.	75	-	75	-	-	-	-
TOTAL FOREIGN COUNTRIES	37,695	71,021	21,912		15,783		55,238
(1) WESTERN & SOUTHERN EUROPE							
BELGIUM*	19,263	50,140	17,744		1,519		48,621
DENMARK*	283	519	279		4		515
FRANCE*	3	2	2		2		-
GERMANY (FED. REPUBLIC & WEST BERLIN)*	11	6	5		6		-
GREECE*	17,112	47,824	17,095		17		47,807
	22	28	9		13		15
ITALY*	1,169	949	220		949		-
LUXEMBOURG*	9	-	9		-		-
NETHERLANDS*	61	286	59		2		284
NORWAY*	2	2	-		2		-
PORTUGAL*	12	9	3		9		-
SPAIN	23	14	9		14		-
TURKEY*	34	26	8		26		-
UNITED KINGDOM*	522	475	47		475		-
*EUROPEAN NATO	(19,240)	(50,126)	(17,735)		(1,505)		(48,621)
(2) EAST ASIA & PACIFIC							
JAPAN (INCLUDING OKINAWA)	12,404	17,181	1,840		10,564		6,617
MALAYSIA	815	3,459	815		-		3,459
REPUBLIC OF KOREA	1	-	1		-		-
THAILAND	11,587	13,722	1,023		10,564		3,158
	1	-	1		-		-
(3) AFRICA, NEAR EAST & SOUTH ASIA							
AFRICA	1,234	206	1,028		206		-
EGYPT	12	4	6		4		-
ISRAEL	127	-	127		-		-

TABLE P-309B
 DEPARTMENT OF DEFENSE
 ARMY CIVILIAN PERSONNEL STRENGTHS BY REGIONAL AREA AND BY COUNTRY
 MILITARY FUNCTIONS

DECEMBER 31, 1981

REGIONAL AREA/COUNTRY	TOTAL DIRECT HIRE	TOTAL FOREIGN NATIONALS	U.S. CITIZENS DIRECT HIRE	FOREIGN NATIONALS		FOREIGN NATIONALS INDIRECT HIRE
				DIRECT HIRE	INDIRECT HIRE	
JORDAN	9	4	5	4	-	-
KENYA	2	-	2	-	-	-
LEBANON	1	1	-	1	-	-
LIBERIA	2	1	1	1	-	-
MOROCCO	5	4	1	4	-	-
NIGERIA	1	1	-	1	-	-
OMAN	10	-	10	-	-	-
SAUDI ARABIA	1,054	180	874	180	-	-
SUDAN	1	1	-	1	-	-
TUNISIA	3	3	-	3	-	-
YEMEN (SANA)	4	4	-	4	-	-
ZAIRE	3	3	-	3	-	-
(4) WESTERN HEMISPHERE	4,827	3,494	1,133	3,494	-	-
ARGENTINA	7	6	1	6	-	-
BRAZIL	6	3	3	3	-	-
CANADA	2	2	-	2	-	-
COLOMBIA	10	8	2	8	-	-
COSTA RICA	3	3	-	3	-	-
DOMINICAN REPUBLIC	3	3	-	3	-	-
ECUADOR	5	4	1	4	-	-
EL SALVADOR	4	3	1	3	-	-
GUATEMALA	3	3	-	3	-	-
HONDURAS	6	4	2	4	-	-
NICARAGUA	2	2	-	2	-	-
PANAMA	4,558	3,437	1,121	3,437	-	-
PARAGUAY	4	4	-	4	-	-
PERU	4	4	-	4	-	-
URUGUAY	3	3	-	3	-	-
VENEZUELA	7	5	2	5	-	-
(5) ANTARCTICA	-	-	-	-	-	-
(6) EASTERN EUROPE	-	-	-	-	-	-
(7) UNDISTRIBUTED	167	-	167	-	-	-

NOTE: EXCLUDES SPECIAL EMPLOYMENT CATEGORIES FOR STUDENTS AND DISADVANTAGED YOUTH.

TABLE P309B

DEPARTMENT OF DEFENSE
AIR FORCE CIVILIAN PERSONNEL STRENGTHS BY REGIONAL AREA AND BY COUNTRY
MILITARY FUNCTIONS

DECEMBER 31, 1981

REGIONAL AREA/COUNTRY	TOTAL DIRECT HIRE	TOTAL FOREIGN NATIONALS	U.S. CITIZENS		FOREIGN NATIONALS		FOREIGN NATIONALS INDIRECT HIRE
			DIRECT HIRE	DIRECT HIRE	DIRECT HIRE	INDIRECT HIRE	
TOTAL WORLDWIDE	237,434	20,100	230,558	6,876	13,224	13,224	
U.S. TERRITORY AND SPECIAL LOCATIONS							
CONTINENTAL U.S.	225,354	-	225,354	-	-	-	-
ALASKA	221,044	-	221,044	-	-	-	-
HAWAII	1,591	-	1,591	-	-	-	-
GUAM	2,077	-	2,077	-	-	-	-
PUERTO RICO	641	-	641	-	-	-	-
	1	-	1	-	-	-	-
TOTAL FOREIGN COUNTRIES	12,080	20,100	5,204	6,876	13,224	13,224	
(1) WESTERN & SOUTHERN EUROPE	5,899	10,585	3,810	2,089	8,496	8,496	
BELGIUM*	21	2	21	-	2	2	
DENMARK*	7	5	2	5	5	5	
FRANCE*	4	-	4	-	-	-	
GERMANY (FED. REPUBLIC & WEST BERLIN)*	2,017	6,032	2,016	1	6,031	6,031	
GREECE*	82	431	82	-	431	431	
GREENLAND*	4	-	4	-	-	-	
ICELAND*	81	58	23	58	58	58	
ITALY*	732	606	126	606	606	606	
NETHERLANDS*	60	69	60	-	69	69	
NORWAY*	35	32	3	32	32	32	
PORTUGAL*	1,045	963	82	963	963	963	
SPAIN	303	817	303	-	817	817	
TURKEY*	419	299	120	299	299	299	
UNITED KINGDOM*	1,089	1,271	964	125	1,146	1,146	
*EUROPEAN NATO	(5,596)	(9,768)	(3,507)	(2,089)	(7,679)	(7,679)	
(2) EAST ASIA & PACIFIC	5,418	6,967	1,159	4,259	4,726	4,726	
AUSTRALIA	2	-	2	-	-	-	
HONG KONG	2	-	2	-	-	-	
JAPAN (INCLUDING OKINAWA)	655	4,733	655	5	4,728	4,728	
PHILIPPINES	2,969	2,589	400	2,589	2,589	2,589	
REPUBLIC OF KOREA	1,769	1,665	104	1,665	1,665	1,665	
THAILAND	1	-	1	-	-	-	
(3) AFRICA, NEAR EAST & SOUTH ASIA	61	-	61	-	-	-	
EGYPT	10	-	10	-	-	-	
ISRAEL	3	-	3	-	-	-	
MOROCCO	1	-	1	-	-	-	
SAUDI ARABIA	42	-	42	-	-	-	

TABLE P309B

DEPARTMENT OF DEFENSE
 AIR FORCE CIVILIAN PERSONNEL STRENGTHS BY REGIONAL AREA AND BY COUNTRY
 MILITARY FUNCTIONS

DECEMBER 31, 1981

REGIONAL AREA/COUNTRY	TOTAL	TOTAL	U.S.		FOREIGN		FOREIGN	
	DIRECT HIRE	FOREIGN NATIONALS	DIRECT HIRE	INDIRECT HIRE	NATIONALS DIRECT HIRE	NATIONALS INDIRECT HIRE	INDIRECT HIRE	INDIRECT HIRE
YEMEN (SANA)	4	-	4	-	-	-	-	-
ZAIRE	1	-	1	-	-	-	-	-
(4) WESTERN HEMISPHERE	702	528	174	-	528	-	528	-
CANADA	4	-	4	-	-	-	-	-
PANAMA	688	628	170	-	528	-	528	-
(5) ANTARCTICA	-	-	-	-	-	-	-	-
(6) EASTERN EUROPE	-	-	-	-	-	-	-	-
(7) UNDISTRIBUTED	-	-	-	-	-	-	-	-

NOTE. EXCLUDES SPECIAL EMPLOYMENT CATEGORIES FOR STUDENTS AND DISADVANTAGED YOUTH.

TABLE P309B

DEPARTMENT OF DEFENSE
NAVY CIVILIAN PERSONNEL STRENGTHS BY REGIONAL AREA AND BY COUNTRY
MILITARY FUNCTIONS

DECEMBER 31, 1961

REGIONAL AREA/COUNTRY	TOTAL		U.S.		FOREIGN	
	DIRECT HIRE	FOREIGN NATIONALS	CITIZENS DIRECT HIRE	NATIONALS DIRECT HIRE	NATIONALS DIRECT HIRE	FOREIGN NATIONALS INDIRECT HIRE
TOTAL WORLDWIDE	323,262	25,736	308,322	14,940	10,792	
U.S. TERRITORY AND SPECIAL LOCATIONS						
CONTINENTAL U.S.	305,548	148	305,404	144	4	
ALASKA	288,224	62	288,162	62	-	
HAWAII	164	-	164	-	-	
GUAM	12,714	-	12,714	-	-	
PUERTO RICO	3,385	75	3,314	71	4	
	1,041	-	1,041	-	-	
TRUST TERRITORY OF THE PACIFIC ISLANDS	19	11	8	11	-	
VIRGIN ISLANDS OF THE U.S.	1	-	1	-	-	
TOTAL FOREIGN COUNTRIES	17,714	25,588	2,918	14,796	10,792	
(1) WESTERN & SOUTHERN EUROPE	2,844	3,321	880	1,964	1,357	
GERMANY (FED. REPUBLIC & WEST BERLIN)*	9	30	8	-	30	
GREECE*	19	118	18	3	115	
ICELAND*	896	805	91	805	-	
ITALY*	1,292	875	418	874	1	
PORTUGAL*	53	45	8	45	-	
SPAIN	189	1,143	189	-	1,143	
UNITED KINGDOM*	386	1,305	149	237	68	
*EUROPEAN NATO	(2,655)	(2,178)	(691)	(1,964)	(214)	
(2) EAST ASIA & PACIFIC	12,760	20,862	1,333	11,427	9,435	
AUSTRALIA	224	209	16	209	-	
HONG KONG	9	9	-	9	-	
INDONESIA	23	19	4	19	-	
JAPAN (INCLUDING OKINAWA)	789	9,430	789	1	9,429	
NEW ZEALAND	10	10	-	10	-	
PAPUA NEW GUINEA	2	2	-	2	-	
PHILIPPINES	11,473	11,012	467	11,006	6	
REPUBLIC OF KOREA	181	136	45	136	-	
SINGAPORE	29	20	20	20	-	
THAILAND	20	15	5	15	-	
(3) AFRICA, NEAR EAST & SOUTH ASIA	280	235	45	235	-	
BAHRAIN	36	30	6	30	-	
BRITISH INDIAN OCEAN TERRITORY	9	-	9	-	-	
(INCLUDES DIEGO GARCIA)						
EGYPT	194	193	1	193	-	

TABLE P309B
 DEPARTMENT OF DEFENSE
 NAVY CIVILIAN PERSONNEL STRENGTHS BY REGIONAL AREA AND BY COUNTRY
 MILITARY FUNCTIONS
 DECEMBER 31, 1981

REGIONAL AREA/COUNTRY	TOTAL DIRECT HIRE	TOTAL FOREIGN NATIONALS	U.S. CITIZENS DIRECT HIRE	FOREIGN NATIONALS DIRECT HIRE	FOREIGN NATIONALS INDIRECT HIRE
INDIA	6	5	1	5	5
ISRAEL	1	-	1	-	-
KUWAIT	2	-	2	-	-
PAKISTAN	6	7	1	7	7
SAUDI ARABIA	24	-	24	-	-
(4) WESTERN HEMISPHERE	1,630	1,170	660	1,170	-
BAHAMAS, THE	7	-	7	-	-
BERMUDA	425	138	287	138	-
CANADA	121	118	3	118	-
CUBA (GUANTANAMO)	846	603	243	603	-
NICARAGUA	2	2	-	2	-
PANAMA	429	309	120	309	-
(5) ANTARCTICA	-	-	-	-	-
(6) EASTERN EUROPE	-	-	-	-	-
(7) UNDISTRIBUTED	-	-	-	-	-

NOTE, EXCLUDES SPECIAL EMPLOYMENT CATEGORIES FOR STUDENTS AND DISADVANTAGED YOUTH.

TABLE P309B

DEPARTMENT OF DEFENSE
 OSD-JCS AND OTHER DEFENSE ACTIVITIES
 CIVILIAN PERSONNEL STRENGTHS BY REGIONAL AREA AND BY COUNTRY
 MILITARY FUNCTIONS

DECEMBER 31, 1981

REGIONAL AREA/COUNTRY	TOTAL DIRECT HIRE	TOTAL FOREIGN NATIONALS	U.S. CITIZENS DIRECT HIRE	FOREIGN NATIONALS		FOREIGN NATIONALS INDIRECT HIRE
				DIRECT HIRE	INDIRECT HIRE	
TOTAL WORLDWIDE	79,476	2,386	76,854	622		1,764
U.S. TERRITORY AND SPECIAL LOCATIONS						
CONTINENTAL U.S.	68,908	2	68,906	2		-
ALASKA	68,633	2	68,631	2		-
HAWAII	43	-	43	-		-
GUAM	193	-	193	-		-
PUERTO RICO	18	-	18	-		-
TRUST TERRITORY OF THE PACIFIC ISLANDS	19	-	19	-		-
	2	-	2	-		-
TOTAL FOREIGN COUNTRIES	10,568	2,384	9,948	620		1,764
(1) WESTERN & SOUTHERN EUROPE	7,530	1,695	7,340	190		1,505
AUSTRIA	4	1	3	1		-
BELGIUM*	143	19	140	3		16
CYPRUS	2	1	1	1		-
DENMARK*	6	7	1	7		-
FINLAND	3	3	-	3		-
FRANCE*	14	6	6	6		-
GERMANY (FED. REPUBLIC & WEST BERLIN)*	6,661	1,271	5,564	7		1,264
GREECE*	55	24	50	5		19
ICELAND*	57	2	55	2		-
IRELAND	1	1	-	1		-
ITALY*	509	92	417	92		-
LUXEMBOURG*	1	-	1	-		-
MALTA	1	1	-	1		-
NETHERLANDS*	104	16	101	3		13
NORWAY*	21	2	19	2		-
PORTUGAL*	35	6	27	6		-
SPAIN	299	91	296	3		66
SWEDEN	3	2	1	2		-
SWITZERLAND	3	2	1	2		-
TURKEY*	124	32	92	32		-
UNITED KINGDOM*	582	112	576	7		105
*EUROPEAN NATO	(7,214)	(1,593)	(7,038)	(176)		(1,417)
(2) EAST ASIA & PACIFIC	1,984	465	1,778	206		259
AUSTRALIA	3	2	1	2		-
BURMA	1	1	-	1		-
CHINA	2	-	2	-		-

TABLE P309B

DEPARTMENT OF DEFENSE
OSD-JCS AND OTHER DEFENSE ACTIVITIES
CIVILIAN PERSONNEL STRENGTHS BY REGIONAL AREA AND BY COUNTRY
MILITARY FUNCTIONS

DECEMBER 31, 1981

REGIONAL AREA/COUNTRY	TOTAL DIRECT HIRE	TOTAL FOREIGN NATIONALS	U.S. CITIZENS DIRECT HIRE	FOREIGN NATIONALS		FOREIGN NATIONALS INDIRECT HIRE
				DIRECT HIRE	INDIRECT HIRE	
HONG KONG	9	9	-	9	-	-
INDONESIA	6	5	1	5	1	-
JAPAN (INCLUDING OKINAWA)	1,161	263	1,155	6	6	257
MALAYSIA	2	1	1	1	1	-
NEW ZEALAND	1	1	-	1	-	-
PHILIPPINES	539	103	437	102	1	1
REPUBLIC OF KOREA	246	69	178	68	1	1
SINGAPORE	5	4	1	4	1	-
THAILAND	9	7	2	7	2	-
(3) AFRICA, NEAR EAST & SOUTH ASIA	119	54	65	54	-	-
AFGHANISTAN	2	2	-	2	-	-
ALGERIA	2	2	-	2	-	-
BAHRAIN	27	-	27	-	-	-
BANGLADESH	1	1	-	1	-	-
CAMEROON	1	1	-	1	-	-
CHAD	1	1	-	1	-	-
EGYPT	8	5	3	5	3	-
GHANA	1	1	-	1	-	-
INDIA	6	5	1	5	1	-
ISRAEL	14	4	10	4	4	-
IVORY COAST	2	2	-	2	-	-
JORDAN	3	2	1	2	1	-
LEBANON	2	2	-	2	-	-
LIBERIA	2	1	1	1	1	-
MADAGASCAR	1	1	-	1	-	-
MALAWI	1	1	-	1	-	-
MOROCCO	3	3	-	3	-	-
NEPAL	2	2	-	2	-	-
NIGERIA	3	2	1	2	1	-
OMAN	1	1	-	1	-	-
PAKISTAN	3	3	-	3	-	-
SAUDI ARABIA	23	4	19	4	4	-
SENEGAL	1	1	-	1	-	-
SOUTH AFRICA	2	1	1	1	1	-
SRI LANKA	1	1	-	1	-	-
SUDAN	1	1	-	1	-	-
SYRIA	2	1	1	1	1	-

TABLE P308B

DEPARTMENT OF DEFENSE
OSD-JCS AND OTHER DEFENSE ACTIVITIES
CIVILIAN PERSONNEL STRENGTHS BY REGIONAL AREA AND BY COUNTRY
MILITARY FUNCTIONS

DECEMBER 31, 1981

REGIONAL AREA/COUNTRY	TOTAL DIRECT HIRE	TOTAL FOREIGN NATIONALS	U. S. CITIZENS DIRECT HIRE	FOREIGN NATIONALS		FOREIGN NATIONALS	
				DIRECT HIRE	INDIRECT HIRE	DIRECT HIRE	INDIRECT HIRE
TUNISIA	1	1	-	-	1	-	-
YEMEN (SANA)	1	1	-	-	1	-	-
ZAIRE	1	1	-	-	1	-	-
(4) WESTERN HEMISPHERE	899	149	750	149	-	149	-
ANTIGUA	3	-	3	-	-	-	-
ARGENTINA	7	4	3	4	-	-	-
BERMUDA	45	1	44	1	1	-	-
BOLIVIA	5	4	1	4	1	-	-
BRAZIL	10	6	4	4	6	-	-
CANADA	48	29	19	29	-	29	-
CHILE	7	4	3	4	-	-	-
COLOMBIA	8	5	3	5	-	-	-
COSTA RICA	1	-	1	-	-	-	-
CUBA (GUANTANAMO)	70	2	68	2	-	-	-
DOMINICAN REPUBLIC	3	2	1	2	-	-	-
ECUADOR	5	2	3	2	2	-	-
EL SALVADOR	2	2	-	2	2	-	-
GUATEMALA	3	2	1	2	2	-	-
HAITI	2	1	1	1	1	-	-
HONDURAS	2	1	1	1	1	-	-
JAMAICA	1	1	-	1	1	-	-
MEXICO	5	4	1	4	4	-	-
NETHERLANDS ANTILLES	2	-	2	-	-	-	-
NICARAGUA	1	-	1	-	-	-	-
PANAMA	645	64	581	64	64	-	-
PARAGUAY	4	3	1	3	3	-	-
PERU	8	5	3	5	5	-	-
SURINAME	1	-	1	-	-	-	-
URUGUAY	3	2	1	2	2	-	-
VENEZUELA	8	5	3	5	5	-	-
(5) ANTARCTICA	-	-	-	-	-	-	-
(6) EASTERN EUROPE	36	21	15	21	21	-	-
BULGARIA	3	2	1	2	2	-	-
CZECHOSLOVAKIA	3	2	1	2	2	-	-
HUNGARY	3	2	1	2	2	-	-
POLAND	7	3	4	3	3	-	-

TABLE P309B

DEPARTMENT OF DEFENSE
OSD-JCS AND OTHER DEFENSE ACTIVITIES
CIVILIAN PERSONNEL STRENGTHS BY REGIONAL AREA AND BY COUNTRY
MILITARY FUNCTIONS

DECEMBER 31, 1981

REGIONAL AREA/COUNTRY	TOTAL DIRECT HIRE	TOTAL FOREIGN NATIONALS	U. S. CITIZENS DIRECT HIRE	FOREIGN NATIONALS		FOREIGN NATIONALS INDIRECT HIRE
				DIRECT HIRE	INDIRECT HIRE	
ROMANIA	5	3	2	3	0	-
UNION OF SOVIET SOCIALIST REPUBLICS	11	7	4	7	0	-
YUGOSLAVIA	4	2	2	2	0	-
(7) UNDISTRIBUTED	-	-	-	-	-	-

NOTE. EXCLUDES SPECIAL EMPLOYMENT CATEGORIES FOR STUDENTS
AND DISADVANTAGED YOUTH.

SECTION C

DEPARTMENT OF DEFENSE

DEPENDENTS OF
MILITARY AND CIVILIAN PERSONNEL

TABLE P14

DEPARTMENT OF DEFENSE
SUMMARY OF DEPENDENTS OF MILITARY & CIVILIAN PERSONNEL

SEPTEMBER 30, 1981

A. TYPE OF DEPENDENTS OF ACTIVE DUTY MILITARY PERSONNEL

DEPENDENT RELATIONSHIP	TOTAL DEPARTMENT OF DEFENSE			AIR FORCE
	ARMY	NAVY	MARINE CORPS	
TOTAL DEPENDENTS	2,557,994	1,014,652	160,561	827,718
SPOUSES	1,007,046	353,033	66,961	349,597
CHILDREN	1,476,049	593,008	93,108	475,250
PARENTS	30,680	24,592	492	2,871
ALL OTHER	44,219	44,019	-	-

B. LOCATION OF DEPENDENTS OF ACTIVE DUTY MILITARY PERSONNEL

LOCATION	TOTAL DEPARTMENT OF DEFENSE			AIR FORCE
	ARMY	NAVY	MARINE CORPS	
WORLDWIDE	2,557,994	1,014,652	160,561	827,718
CONTINENTAL U.S.	2,125,412	807,078	142,353	683,687
ALASKA	20,329	6,979	110	11,973
HAWAII	50,324	14,073	9,572	8,676
U.S. TERRITORIES	15,229	816	606	5,037
FOREIGN COUNTRIES	346,700	185,706	7,920	118,345

TABLE P14 (concluded)

DEPARTMENT OF DEFENSE
 SUMMARY OF DEPENDENTS OF MILITARY & CIVILIAN PERSONNEL - SEPTEMBER 30, 1981
 C. DEPENDENTS OF U.S. CITIZENS CIVILIAN EMPLOYEES A/

LOCATION	TOTAL DEPARTMENT OF DEFENSE	ARMY	NAVY	AIR FORCE	OSD-JCS & OTHER DEFENSE ACTIVITIES
ALL LOCATIONS BELOW	21,529	11,657	3,164	5,803	905
ALASKA	1,227	716	165	324	22
HAWAII	543	196	114	174	59
U.S. TERRITORIES	746	93	448	159	46
FOREIGN COUNTRIES	19,013	10,652	2,437	5,146	778

A/ FOR ALASKA, HAWAII, AND U.S. TERRITORIES, EXCLUDED ARE DEPENDENTS OF CITIZENS WHO ARE EMPLOYED IN THE STATE OR TERRITORY OF THEIR PERMANENT RESIDENCE.

TABLE P-309C

DEPARTMENT OF DEFENSE
DEPENDENT STRENGTHS BY REGIONAL AREA AND BY COUNTRY
SEPTEMBER 30, 1981

REGIONAL AREA/COUNTRY	TOTAL DEPENDENTS OF MILITARY AND CIVILIAN EMPLOYEES						OSD AND DEFENSE AGENCIES
	TOTAL	ARMY	AIR FORCE	NAVY	MARINE CORPS	905	
TOTAL WORLDWIDE	2,579,523	1,026,309	833,521	558,227	160,561	905	
U.S. TERRITORY AND SPECIAL LOCATIONS							
CONTINENTAL U.S.	2,213,810	829,951	710,030	521,061	152,641	127	
ALASKA	2,125,412	807,078	683,687	492,294	142,353	-	
HAWAII	21,556	7,695	12,297	1,432	110	22	
AMERICAN SAMOA	50,867	14,269	8,850	18,117	9,572	59	
GUAM	14	3	-	-	11	-	
PUERTO RICO	17,682	57	5,099	7,189	334	3	
TRUST TERRITORY OF THE PACIFIC ISLANDS	3,254	839	97	2,024	258	36	
VIRGIN ISLANDS OF THE U.S.	7	-	-	-	-	7	
	18	10	-	5	3	-	
TOTAL FOREIGN COUNTRIES	365,713	196,358	123,491	37,166	7,920	778	
(1) *EASTERN & SOUTHERN EUROPE							
AUSTRIA	291,510	176,010	89,546	14,359	1,166	429	
BELGIUM*	35	8	8	3	-	16	
CYPRUS	3,623	2,245	1,091	169	33	85	
DENMARK*	6	2	-	-	4	-	
FINLAND	52	5	18	14	15	-	
	40	13	4	7	4	12	
FRANCE*	80	20	32	12	12	4	
GERMANY (FED. REPUBLIC & WEST BERLIN)*	209,258	166,824	41,563	456	149	266	
GREECE*	3,514	478	2,465	354	11	6	
ICELAND*	2,001	-	498	1,437	66	-	
IRELAND	17	8	-	-	9	-	
ITALY*	14,372	4,515	4,584	5,096	158	19	
LUXEMBOURG*	8	-	-	-	5	3	
NETHERLANDS*	3,130	828	2,244	33	21	4	
NORWAY*	354	60	203	58	33	-	
PORTUGAL*	1,676	22	1,259	391	4	-	
SPAIN	9,957	47	7,009	2,677	222	2	
SWEDEN	45	3	17	12	13	-	
SWITZERLAND	25	6	6	3	10	-	
TURKEY*	2,769	663	2,069	42	15	-	
UNITED KINGDOM*	30,748	263	26,496	3,595	382	12	

*NATO COUNTRIES

TABLE P309C

DEPARTMENT OF DEFENSE
DEPENDENT STRENGTHS BY REGIONAL AREA AND BY COUNTRY

SEPTEMBER 30, 1981

REGIONAL AREA/COUNTRY	TOTAL DEPENDENTS OF MILITARY AND CIVILIAN EMPLOYEES						OSD AND DEFENSE AGENCIES
	TOTAL	ARMY	AIR FORCE	NAVY	MARINE CORPS		
(2) EAST ASIA & PACIFIC	65,776	11,599	29,470	18,729	5,824	154	
AUSTRALIA	776	5	372	376	23	-	
BURMA	12	4	4	-	4	-	
CHINA	27	7	1	9	10	-	
FIJI	6	-	-	6	-	-	
HONG KONG	64	18	13	18	15	-	
INDONESIA	62	9	12	26	13	2	
JAPAN (INCLUDING OKINAWA)	33,696	3,573	16,107	9,048	4,874	94	
MALAYSIA	33	21	9	3	-	-	
NEW ZEALAND	104	5	26	68	5	-	
PHILIPPINES	21,071	54	11,423	8,823	758	13	
REPUBLIC OF KOREA	9,724	7,859	1,433	302	89	41	
SINGAPORE	40	5	5	20	7	3	
THAILAND	161	39	65	30	26	1	
(3) AFRICA, MIDDLE EAST & SOUTH ASIA	1,095	360	361	189	145	40	
AFGHANISTAN	3	-	-	-	3	-	
ALGERIA	4	4	-	-	-	-	
BAHRAIN	35	-	-	35	-	-	
BAHRAIN	2	2	-	-	-	-	
BAHRAIN	4	3	-	-	1	-	
BAHRAIN	4	3	-	-	1	-	
EGYPT	96	11	30	51	4	-	
ETHIOPIA	2	-	-	1	1	-	
GABON	2	-	-	-	2	-	
GHANA	5	5	-	-	-	-	
INDIA	39	6	13	10	10	-	
ISRAEL	64	10	33	13	8	-	
IVORY COAST	10	7	-	-	3	-	
JORDAN	21	10	11	-	-	-	
KENYA	21	-	7	3	11	-	
KUWAIT	10	-	3	2	5	-	
LIBERIA	17	3	1	4	4	-	
MADAGASCAR	6	-	-	-	6	-	
MALAWI	5	5	-	-	-	-	
MARSHALL ISLANDS	41	4	11	12	14	-	
NEPAL	1	1	-	-	-	-	

TABLE P309C

DEPARTMENT OF DEFENSE
DEPENDENT STRENGTHS BY REGIONAL AREA AND BY COUNTRY

SEPTEMBER 30, 1981

TOTAL DEPENDENTS OF MILITARY AND CIVILIAN EMPLOYEES

REGIONAL AREA/COUNTRY	TOTAL	ARMY	AIR FORCE	NAVY	MARINE CORPS	OSD AND DEFENSE AGENCIES
NIGER	1	-	-	-	1	-
NIGERIA	17	1	9	-	4	3
OMAN	1	-	1	-	-	-
PAKISTAN	13	3	4	4	2	-
REPUBLIC OF CAPE VERDE	1	-	-	-	1	-
SAUDI ARABIA	489	205	210	29	8	37
SENEGAL	10	-	-	10	-	-
SOMALIA	10	6	3	-	1	-
SOUTH AFRICA	23	4	4	9	6	-
SRI LANKA	6	-	-	2	4	-
SUDAN	11	7	4	-	-	-
SYRIA	14	3	-	-	11	-
TANZANIA, UNITED REPUBLIC OF	12	-	-	-	12	-
TUNISIA	42	28	3	2	9	-
UPPER VOLTA	4	-	-	-	4	-
YEMEN (SANA)	15	9	3	-	3	-
ZAIRE	32	18	11	-	3	-
ZAMBIA	6	-	-	2	4	-
(4) WESTERN HEMISPHERE	16,650	8,296	3,411	3,863	745	135
ANTIGUA	96	-	3	93	-	-
ARGENTINA	53	27	8	11	7	-
BAHAMAS, THE	46	-	-	41	5	-
BARBADOS	8	3	-	2	3	-
BELIZE	1	-	-	1	-	-
BERMUDA	1,081	-	-	1,019	62	-
BOLIVIA	7	6	1	-	-	-
BRAZIL	55	12	20	7	14	2
CANADA	882	3	393	422	47	17
CHILE	21	6	1	4	6	4
COLOMBIA	44	11	13	7	10	3
COSTA RICA	12	7	-	1	3	1
CUBA (GUANTANAMO)	1,835	-	-	1,646	186	3
DOMINICAN REPUBLIC	30	3	4	12	11	-
ECUADOR	38	7	12	5	5	9
EL SALVADOR	4	-	-	1	3	-
GUATEMALA	21	14	2	-	2	3

TABLE P309C

DEPARTMENT OF DEFENSE
DEPENDENT STRENGTHS BY REGIONAL AREA AND BY COUNTRY
SEPTEMBER 30, 1981

REGIONAL AREA/COUNTRY	TOTAL DEPENDENTS OF MILITARY AND CIVILIAN EMPLOYEES						OSD AND DEFENSE AGENCIES
	TOTAL	ARMY	AIR FORCE	NAVY	MARINE CORPS		
GUYANA	1	-	-	-	-	1	-
HAITI	8	1	1	2	1	4	-
HONDURAS	24	6	8	1	8	1	1
JAMAICA	8	-	-	8	-	-	-
MEXICO	79	8	4	34	33	-	-
NETHERLANDS ANTILLES	1	-	-	1	-	-	-
NICARAGUA	10	6	4	-	-	-	-
PANAMA	11,917	8,109	2,886	533	313	76	76
PARAGUAY	16	4	3	-	2	7	7
PERU	59	28	18	6	3	4	4
ST. LUCIA	1	-	-	-	1	-	-
SURINAME	3	3	-	-	-	-	-
TRINIDAD AND TOBAGO	1	-	-	-	1	-	-
URUGUAY	24	16	5	-	3	-	-
VENEZUELA	64	16	25	6	12	5	5
(5) ANTARCTICA	-	-	-	-	-	-	-
(6) EASTERN EUROPE	211	93	32	26	40	20	20
HUNGARY	4	2	2	-	-	-	-
CZECHOSLOVAKIA	6	-	3	-	3	-	-
GERMAN DEMOCRATIC REPUBLIC	67	55	-	-	12	-	-
HUNGARY	15	5	3	4	3	-	-
POLAND	19	6	2	2	6	3	3
ROMANIA	15	5	3	3	4	-	-
UNION OF SOVIET SOCIALIST REPUBLICS	66	17	11	15	9	14	14
YUGOSLAVIA	19	3	8	2	3	3	3
(7) UNDISTRIBUTED	671	-	671	-	-	-	-

NOTE: DEPENDENTS OF CIVILIAN EMPLOYEES EXCLUDES DEPENDENTS OF U.S. CITIZEN CIVILIANS IN ALASKA, HAWAII, AND U.S. TERRITORIES WHO ARE PERMANENT RESIDENTS AND EMPLOYED IN THE STATE OR TERRITORY OF THEIR RESIDENCE.

TABLE P309C

DEPARTMENT OF DEFENSE
DEPENDENT STRENGTHS BY REGIONAL AREA AND BY COUNTRY

SEPTEMBER 30, 1981

DEPENDENTS OF ACTIVE DUTY MILITARY

REGIONAL AREA/COUNTRY	TOTAL	ARMY	AIR FORCE	NAVY	MARINE CORPS
TOTAL WORLDWIDE	2,557,994	1,014,652	827,718	555,063	160,561
U.S. TERRITORY AND SPECIAL LOCATIONS					
CONTINENTAL U.S.	2,211,294	828,946	709,373	520,334	152,641
ALASKA	2,125,412	807,078	683,687	492,294	142,353
HAWAII	20,329	6,979	11,973	1,267	110
AMERICAN SAMOA	50,324	14,073	8,676	18,003	9,572
GUAM	14	3	-	-	11
	12,102	52	4,940	6,776	334
PUERTO RICO	3,099	755	97	1,989	258
TRUST TERRITORY OF THE PACIFIC ISLANDS	-	-	-	-	-
VIRGIN ISLANDS OF THE U.S.	14	6	-	5	3
TOTAL FOREIGN COUNTRIES	346,700	185,706	118,345	34,729	7,920
COMMAND SPONSORED	-	-	-	-	-
NON-COMMAND SPONSORED	-	-	-	-	-
(1) WESTERN & SOUTHERN EUROPE					
AUSTRIA	267,867	166,670	85,969	14,062	1,166
BELGIUM*	19	9	8	3	-
CYPRUS	3,189	1,934	1,053	169	33
DENMARK*	6	2	-	-	4
FINLAND	51	5	17	14	15
FRANCE*	28	13	4	7	4
GERMANY (FED. REPUBLIC & WEST BERLIN)*	69	18	27	12	12
GREECE*	199,664	158,667	40,399	449	149
IRELAND*	3,179	477	2,345	346	11
ITALY*	1,928	-	498	1,364	66
LUXEMBOURG*	17	8	-	-	9
NETHERLANDS*	13,276	3,710	4,457	4,951	158
PORTUGAL*	5	-	-	-	5
SPAIN	3,040	819	2,167	33	21
SWEDEN	353	60	202	58	33
SWITZERLAND	1,590	22	1,173	391	4
TURKEY*	9,319	47	6,385	2,665	222
UNITED KINGDOM*	45	3	17	12	13
	25	6	6	3	10
	2,661	654	1,948	42	15
	29,403	215	25,263	3,543	382

*NATO COUNTRIES

TABLE P309C

DEPARTMENT OF DEFENSE
DEPENDENT STRENGTHS BY REGIONAL AREA AND BY COUNTRY

SEPTEMBER 30, 1981

DEPENDENTS OF ACTIVE DUTY MILITARY

REGIONAL AREA/COUNTRY	TOTAL	ARMY	AIR FORCE	NAVY	MARINE CORPS
(2) EAST ASIA & PACIFIC	61,767	10,521	28,181	17,241	5,824
AUSTRALIA	763	5	372	363	23
BURMA	12	4	4	-	4
CHINA	27	7	1	9	10
FIJI	6	-	-	6	-
HONG KONG	64	19	13	18	15
INDONESIA	59	9	12	25	13
JAPAN (INCLUDING OKINAWA)	31,090	2,755	15,132	8,319	4,874
MALAYSIA	30	19	9	3	-
NEW ZEALAND	104	5	26	68	5
PHILIPPINES	20,192	54	11,255	8,125	758
REPUBLIC OF KOREA	9,240	7,604	1,287	260	89
SINGAPORE	34	5	5	17	7
THAILAND	156	37	65	28	26
(3) AFRICA, MIDDLE EAST & SOUTH ASIA	966	353	284	184	145
AFGHANISTAN	3	-	-	-	3
ALGERIA	4	4	-	-	-
BAHRAIN	35	-	-	35	-
BANGLADESH	2	2	-	-	-
CAMEROON	4	3	-	-	1
EGYPT	83	4	27	48	4
ETHIOPIA	2	-	-	1	1
GAPOU	2	-	-	-	2
GHANA	5	5	-	-	-
INDIA	39	5	13	10	10
ISRAEL	62	10	31	13	8
IVORY COAST	10	7	-	-	3
JORDAN	21	10	11	-	3
KENYA	21	-	7	3	11
KUWAIT	8	-	3	-	5
LIBERIA	17	8	1	4	4
MADAGASCAR	6	-	-	-	6
MALTA	5	5	-	-	-
MOROCCO	39	4	9	12	14
NEPAL	1	1	-	-	-

TABLE P309C

DEPARTMENT OF DEFENSE
DEPENDENT STRENGTHS BY REGIONAL AREA AND BY COUNTRY

SEPTEMBER 30, 1981

DEPENDENTS OF ACTIVE DUTY MILITARY

REGIONAL AREA/COUNTRY	TOTAL	ARMY	AIR FORCE	NAVY	MARINE CORPS
NIGER	1	-	-	-	1
NIGERIA	14	1	9	-	4
OMAN	1	-	-	-	-
PAKISTAN	13	3	4	4	2
REPUBLIC OF CAPE VERDE	1	-	-	-	1
SAUDI ARABIA	390	205	148	29	8
SENEGAL	10	-	-	10	-
SOMALIA	10	6	3	-	1
SOUTH AFRICA	23	4	4	9	6
SRI LANKA	6	-	-	2	4
SUDAN	10	7	3	-	-
SYRIA	14	3	-	-	11
TANZANIA, UNITED REPUBLIC OF	12	-	-	-	12
TUNISIA	42	28	3	2	9
UPPER VOLTA	4	-	-	-	4
YEMEN (SANA)	12	9	-	-	3
ZAIRE	28	18	7	-	3
ZAMBIA	6	-	-	2	4
(4) WESTERN HEMISPHERE	15,238	8,069	3,208	3,216	745
ANTIGUA	96	-	3	93	-
ARGENTINA	49	23	8	11	7
BAHAMAS, THE	16	-	-	31	5
BARBADOS	8	3	-	2	3
BERMUDA	1	-	-	1	-
BERMUDA	812	-	-	740	62
BOLIVIA	7	6	1	-	-
BRAZIL	53	12	20	7	14
CANADA	865	3	393	422	47
CHILE	17	6	1	4	6
COLOMBIA	40	10	13	7	10
COSTA RICA	11	7	-	1	3
CUBA (GUANTANAMO)	1,624	-	-	1,438	186
DOMINICAN REPUBLIC	30	3	4	12	11
ECUADOR	29	7	12	5	5
EL SALVADOR	4	-	-	1	3
GUATEMALA	18	14	2	-	2

TABLE P309C

DEPARTMENT OF DEFENSE
DEPENDENT STRENGTHS BY REGIONAL AREA AND BY COUNTRY

SEPTEMBER 30, 1981

DEPENDENTS OF ACTIVE DUTY MILITARY

REGIONAL AREA/COUNTRY	TOTAL	ARMY	AIR FORCE	NAVY	MARINE CORPS
GUYANA	1	-	-	-	1
HAITI	8	1	1	2	4
HONDURAS	20	3	8	1	8
JAMAICA	8	-	-	8	-
MEXICO	79	8	4	34	33
NETHERLANDS ANTILLES	1	-	-	1	-
NICARAGUA	10	6	4	-	-
PANAMA	11,269	7,890	2,683	383	313
PARAGUAY	9	4	3	-	2
PERU	55	28	18	6	3
ST. LUCIA	1	-	-	-	1
SURINAME	3	3	-	-	-
TRINIDAD AND TOBAGO	1	-	-	-	1
URUGUAY	24	16	5	-	3
VENEZUELA	59	16	25	6	12
(5) ANTARCTICA	-	-	-	-	-
(6) EASTERN EUROPE	191	93	32	26	40
BULGARIA	4	2	2	-	-
CZECHOSLOVAKIA	6	-	3	-	3
GERMAN DEMOCRATIC REPUBLIC	67	55	-	-	12
HUNGARY	15	5	3	4	3
POLAND	16	6	2	2	6
ROMANIA	15	5	3	3	4
UNION OF SOVIET SOCIALIST REPUBLICS	52	17	11	15	9
YUGOSLAVIA	16	3	8	2	3
(7) UN-DISTRIBUTED	671	-	671	-	-

TABLE P309C

DEPARTMENT OF DEFENSE
DEPENDENT STRENGTHS BY REGIONAL AREA AND BY COUNTRY
SEPTEMBER 30, 1981

REGIONAL AREA/COUNTRY	DEPENDENTS OF U.S. CITIZEN CIVILIAN EMPLOYEES					OSD AND DEFENSE AGENCIES
	TOTAL	ARMY	AIR FORCE	NAVY		
TOTAL WORLDWIDE	21,529	11,657	5,803	3,164	905	
U.S. TERRITORY AND SPECIAL LOCATIONS						
ALASKA	2,516	1,005	657	727	127	
HAWAII	1,227	716	324	165	22	
GUAM	543	196	174	114	59	
PUERTO RICO	580	5	159	413	3	
TRUST TERRITORY OF THE PACIFIC ISLANDS	155	84	-	35	36	
VIRGIN ISLANDS OF THE U.S.	7	-	-	-	7	
	4	4	-	-	-	
TOTAL FOREIGN COUNTRIES	19,013	10,652	5,146	2,437	778	
(1) WESTERN & SOUTHERN EUROPE	13,663	9,340	3,577	297	429	
AUSTRIA	16	-	-	-	16	
BELGIUM*	434	311	38	-	85	
DENMARK*	1	-	1	-	-	
FINLAND	12	-	-	-	12	
FRANCE*	11	2	5	-	4	
GERMANY (FED. REPUBLIC & WEST BERLIN)*	9,594	8,157	1,164	7	266	
GREECE*	135	1	120	8	6	
ICELAND*	73	-	-	73	-	
ITALY*	1,096	805	127	145	19	
LUXEMBOURG*	3	-	-	-	3	
NETHERLANDS*	90	9	77	-	4	
NORWAY*	1	-	1	-	-	
PORTUGAL*	86	-	86	-	-	
SPAIN	638	-	624	12	2	
TURKEY*	108	7	101	-	-	
UNITED KINGDOM*	1,345	48	1,233	52	12	
*NATO COUNTRIES						
(2) EAST ASIA & PACIFIC	4,009	1,078	1,289	1,488	151	
AUSTRALIA	13	-	-	13	-	
INDONESIA	3	-	-	-	2	
JAPAN (INCLUDING OKINAWA)	2,616	818	975	729	94	
MALAYSIA	3	3	-	-	-	

TABLE P309C

DEPARTMENT OF DEFENSE
DEPENDENT STRENGTHS BY REGIONAL AREA AND BY COUNTRY
SEPTEMBER 30, 1981

REGIONAL AREA/COUNTRY	TOTAL	ARMY	AIR FORCE	NAVY	OSD AND DEFENSE AGENCIES
PHILIPPINES	879	-	168	698	13
REPUBLIC OF KOREA	484	255	146	42	41
SINGAPORE	6	-	-	3	3
THAILAND	5	2	-	2	1
(3) AFRICA, NEAR EAST & SOUTH ASIA					
EGYPT	129	7	77	5	40
ISRAEL	13	7	3	3	-
KUWAIT	2	-	2	-	-
MOROCCO	2	-	-	2	-
NIGERIA	3	-	-	-	3
SAUDI ARABIA	99	-	62	-	37
SUDAN	1	-	1	-	-
YEMEN (SANA)	3	-	3	-	-
ZAIRE	4	-	4	-	-
(4) WESTERN HEMISPHERE					
ARGENTINA	1,212	227	203	647	135
BAHAMAS, THE	4	4	-	-	-
BHARMA, THE	10	-	-	10	-
BERMUDA	279	-	-	279	-
BRASIL	2	-	-	-	2
CANADA	17	-	-	-	17
CHILE	4	-	-	-	4
COLOMBIA	4	1	-	-	3
COSTA RICA	1	-	-	-	1
CUHA (GUANTANAMO)	211	-	-	208	3
ECUADOR	9	-	-	-	9
GUATEMALA	3	-	-	-	3
HONDURAS	4	3	-	-	1
PANAMA	648	219	203	150	76
PARAGUAY	7	-	-	-	7
PERU	4	-	-	-	4
VENEZUELA	5	-	-	-	5
(5) ANTARCTICA	-	-	-	-	-
(6) EASTERN EUROPE	20	-	-	-	20

TABLE P309C

DEPARTMENT OF DEFENSE
 DEPENDENT STRENGTHS BY REGIONAL AREA AND BY COUNTRY
 SEPTEMBER 30, 1981

REGIONAL AREA/COUNTRY	DEPENDENTS OF U.S. CITIZEN CIVILIAN EMPLOYEES				OSD AND DEFENSE AGENCIES
	TOTAL	ARMY	AIR FORCE	NAVY	
PCLAND	3	-	-	-	3
UNION OF SOVIET SOCIALIST REPUBLICS	14	-	-	-	14
YUGOSLAVIA	3	-	-	-	3
(7) UNDISTRIBUTED	-	-	-	-	-

NOTE: DEPENDENTS OF CIVILIAN EMPLOYEES EXCLUDES DEPENDENTS OF U.S. CITIZEN CIVILIANS IN ALASKA, HAWAII, AND U.S. TERRITORIES WHO ARE PERMANENT RESIDENTS AND EMPLOYED IN THE STATE OR TERRITORY OF THEIR RESIDENCE.

G L O S S A R Y O F T E R M S

Active Duty. Full-time duty in the active service of a uniformed service, including duty on the active list, full-time training duty, annual training duty, and attendance while in the active service, at a school designated as a service school or by law or by the Secretary concerned.

Actual Strength. The number of personnel in, or projected to be in, an organization or account at a specified point in time.

Assigned Strength. Actual strength of an entire service, not necessarily equal to combined unit actual strengths since individuals may be assigned but not joined.

Authorized Strength. The total strength authorized by Congress (for internal Service applications only). Authorized strength may be used synonymously with documented strength as defined below.

Continental United States. Unless otherwise qualified, means the 48 contiguous States and the District of Columbia.

Defense Agencies.

OSD-JCS = Office of the Secretary of Defense and Organization of
the Joint Chiefs of Staff
AFIS = Armed Forces Information Service
CHAMPUS = Civilian Health and Medical Program of the Uniform Services
DARPA = Defense Advanced Research Projects Agency
DSAA = Defense Security Assistance Agency
TRIMIS = Tri-Service Medical Information System
USCMA = U.S. Court of Military Appeals
OEA = Office of Economic Adjustment
WHS = Washington Headquarters Services

Direct Hire Civilians. Employees hired directly by an agency of the Department of Defense. Included are foreign nationals hired by the Department of Defense to support DoD activities in their home countries.

Indirect Hire Civilians. Foreign nationals assigned to support U.S. forces through contracts or agreements with foreign governments (or agencies thereof). These personnel are employees of the foreign governments involved.

Military Afloat. Navy and Marine Corps military personnel aboard ship. Also includes Navy and Marine Corps military personnel who are assigned to afloat and mobile units, such as aircraft squadrons, construction battalions, and fleet and air command staffs, and who are aboard ship.

Military Functions. Activities normally associated with the uniform services.

Military Temporarily Shore-Based. Navy and Marine Corps military personnel assigned to afloat and mobile units, such as aircraft squadrons, construction battalions, and fleet and air command staffs, and who are temporarily based ashore for a period that will exceed 30 days.

Operating Location. Operating Location is defined as the geographic location where military or civilian employees of the Department of Defense are physically located for the performance of duties.

Recorded Duty Station. Actual physical location where active duty military personnel perform duty on a permanent basis.

Special Categories.

1. Individuals on temporary duty (either TDY or TAD) for less than 30 days at their recorded duty station.
2. Personnel assigned to rotational units where the unit is on temporary duty (either TDY or TAD) for a period that will exceed 30 days at their current operating location.
3. Individuals on temporary duty (either TDY or TAD) for a period that will exceed 30 days at their current operating location, unless compliance would require extensive changes to existing reporting systems and an exception has been requested and approved in advance. (When an exception is approved, the next major change to the reporting system of the involved DoD Component must provide for reporting temporary duty in accordance with this paragraph.)

Special Categories cont.

4. Individuals who are AWOL at their recorded duty station.
5. Patients at their recorded duty station.
6. Military prisoners at their recorded duty station.

Transients. All military members who are not available for duty while executing permanent change of station (PCS) orders. Transients shall comprise all military personnel in a travel, proceed, leave enroute, or temporary duty enroute status on PCS orders to execute an accession, separation, training, operational, or rotational move.